

# NEW ENGLAND PATRIOTS



1996  
MEDIA  
GUIDE



## MEDIA INFORMATION

The 1996 New England Patriots Media Guide has been prepared to assist all members of the media in their coverage of the Patriots during the 1996 season. Should you require additional information, further assistance or wish to arrange an interview, please contact a member of the Patriots public relations staff – Don Lowery, Stacey James or Barbara Rizzo.

### New England Patriots

Foxboro Stadium  
60 Washington Street  
Foxboro, Mass. 02035  
(508) 543-8200  
PR Fax: (508) 543-9053

### Public Relations Contacts

	Office Phone	Home Phone
• Don Lowery	(508) 384-9104	(617) 536-7071
• Stacey James	(508) 384-9105	(401) 421-6133
• Barbara Rizzo	(508) 384-9124	(508) 660-2668

### 1996 Preseason Schedule

Date	Results	Opponent	Eastern Time	Coverage
Fri., Aug. 2	—	at Green Bay	8:00 p.m.	WCVB
Mon., Aug. 12	—	at Dallas	8:00 p.m.	ESPN
Sun., Aug. 18	—	Philadelphia	1:00 p.m.	NBC
Fri., Aug. 23	—	Washington	8:00 p.m.	WCVB

### 1996 Regular Season Schedule

Sun., Sept. 1	—	at Miami	4:00 p.m.	NBC
Sun., Sept. 8	—	at Buffalo	1:00 p.m.	NBC
Sun., Sept. 15	—	Arizona	1:00 p.m.	FOX
Sun., Sept. 22	—	Jacksonville	1:00 p.m.	NBC
Sun., Sept. 29	—	Bye Week		
Sun., Oct. 6	—	at Baltimore	1:00 p.m.	NBC
Sun., Oct. 13	—	Washington	1:00 p.m.	FOX
Sun., Oct. 20	—	at Indianapolis	1:00 p.m.	NBC
Sun., Oct. 27	—	Buffalo	8:00 p.m.	TNT
Sun., Nov. 3	—	Miami	4:00 p.m.	NBC
Sun., Nov. 10	—	at New York Jets	1:00 p.m.	NBC
Sun., Nov. 17	—	Denver	1:00 p.m.	NBC
Sun., Nov. 24	—	Indianapolis	1:00 p.m.	NBC
Sun., Dec. 1	—	at San Diego	8:00 p.m.	ESPN
Sun., Dec. 8	—	New York Jets	4:00 p.m.	NBC
Sun., Dec. 15	—	at Dallas	1:00 p.m.	NBC
Sat., Dec. 21	—	at N.Y. Giants	12:30 p.m.	NBC

*Blue highlights indicate nationally televised games*

### ON THE COVER

For the second consecutive season, the Patriots sent three players to the Pro Bowl following the 1995 season. Bruce Armstrong (78) made his fourth appearance, starting at left tackle for the AFC squad. Ben Coates (87) made his second consecutive appearance as a starter and rookie sensation Curtis Martin (28) made his first Pro Bowl appearance and was the only rookie selected for the all-star game. The artwork and design for the cover was provided by the Creative Services Division of NFL Properties.





## MEDIA GUIDE INDEX

100 Games-Played .....	359	Hall of Fame .....	254
100-Yard Receivers .....	347	Historical Highlights .....	258
100-Yard Receivers (opponent) .....	352	How the Patriots Were Built .....	212
100-Yard Rushers .....	346	Internet .....	414
100-Yard Rushers (opponent) ...	350	Last Time It Happened .....	232
300-Yard Passers .....	349	Last Time Playoffs .....	385
300-Yard Passers (opponent) ...	350	Longest Plays .....	342
1995 Year In Review .....	213	Medical Glossary .....	406
Final Defensive Statistics .....	218	Monday Night Football .....	301
Final Offensive Statistics .....	215	NFL Directory .....	408
Game-by-Game Review .....	236	NFL Schedule .....	410
Game-by-Game Statistics .....	222	Overtime Games .....	299
Honors and Awards .....	219	Patriots Cheerleaders .....	404
NFL Standings .....	214	<b>Playoffs</b>	
Organizational Movements ...	234	Game-by-Game .....	388
Participation Chart .....	229	Tie Breaking Formula .....	384
Record When Stats .....	252	Records .....	380
Starters .....	30	Pool Reporters .....	400
1995-96 Important Dates .....	5	Pro Bowl Selections .....	257
<b>All-Time Results</b>		Pronunciation Guide .....	2
Preseason .....	292	Radio Broadcast Network .....	399
Regular Season .....	303	<b>Records</b>	
Series .....	295	Consecutive .....	344
Anniversary Teams .....	256	Individual .....	359
Attendance Figures by Year .....	302	Longest Plays .....	342
Largest Crowds .....	303	Playoffs .....	386
<b>Biographies</b>		Sacks .....	380
Administration .....	7	Team .....	371
Coaches .....	15	Top 10 Lists .....	340
Draft Choices .....	190	Record When .....	252
Rookie Free Agents .....	206	<b>Rosters</b>	
Index .....	2	1996 Alphabetical .....	210
Veteran Players .....	43	1996 Numerical .....	208
Bryant College .....	401	All-Time .....	264
Coaches All-Time Roster .....	41	Staff Directory .....	3
Coaches All-Time Records .....	26	Television Broadcast Network ...	398
Coldest Games .....	55	Top 10 Lists .....	340
Contract Expiration Dates .....	290	Trades .....	281
Draft (All-Time) .....	274	Training Camp .....	401
Fax-Back .....	414	Travel Logistics (1996) .....	416
Foxboro Stadium .....	402	Year-by-Year Leaders .....	354
Directions to ... ..	403		
Free Agent Signings (all-time) ...	288		
Future Super Bowl Sites .....	6		

## 1996 PATRIOTS MEDIA GUIDE CREDITS

This media guide includes a compilation of information which has been gathered and preserved by each of the previous public relations departments. Many thanks to everyone who has helped prepare and preserve this information.

**Associate Editor:** Don Lowery

**Written:** Stacey James and Anthony Moretti

**Special Assistance:** Barbara Rizzo and Marlon Toon

**Typesetting and Design:** Stacey James

**Printing:** Bomont Graphics, Boston, Mass.

**Advertising Sales:** Dan Kraft and Tracey Goulet

**Photos:** Patriots' team photographer David Silverman and Tom Croke.



## BIOGRAPHICAL INDEX

Name	Page	Name	Page
Abrams, Bobby	44	Kraft, Robert	8
Armstrong, Bruce	46	Kratch, Bob	123
Bahr, Matt	48	Lane, Max	125
Barber, Kantroy	198	Law, Ty	126
Barker, Jay	56	Lee, Kevin	127
Barnett, Troy	57	Lewis, Vernon	129
Belichick, Bill	27	Lucas, Ray	206
Bledsoe, Drew	59	Martin, Curtis	130
Bowden, Andre	74	McGinest, Willie	137
Brisby, Vincent	75	McGrath, Ryan	206
Brown, Corwin	78	McGruder, Mike	140
Brown, Monty	80	McKenzie, Rich	143
Brown, Troy	81	Meggett, David	144
Bruschi, Tedy	194	Milloy, Lawyer	193
Burke, John	83	Moore, Marty	154
Cade, Eddie	84	Moore, Will	155
Carthon, Maurice	29	Nelson, Chico	157
Catanho, Alcides	85	Oman, Ryan	207
Clay, Willie	86	Palmer, Chris	33
Coates, Ben	89	Parcells, Bill	16
Collins, Todd	97	Parker, Johnny	34
Collons, Ferric	99	Perkins, Ray	35
Conrad, J.R.	205	Pope, Mike	37
Crennel, Romeo	30	Purnell, Lovett	204
Croom, Corey	100	Ray, Terry	158
Culley, Blair	206	Reynolds, Ricky	160
Dellenbach, Jeff	102	Roberts, William	163
DeOssie, Steve	104	Rucci, Todd	165
Elmore, John	200	Sabb, Dwayne	166
Gash, Sam	106	Sagapolutele, Pio	168
Gisler, Mike	108	Scarnecchia, Dante	38
Glenn, Terry	191	Schroeder, Bill	169
Graham, Hason	110	Slade, Chris	171
Grant, Rupert	111	Smith, Frankie	175
Green, David	112	Sweatman, Mike	39
Grier, Bobby	13	Sullivan, Chris	197
Grier, Marrio	202	Tharpe, Larry	176
Griffin, Chris	201	Thompson, Byron	207
Groh, Al	31	Tupa, Tom	177
Hausmann, Jim	14	Walker, Bruce	180
Hitchcock, Jimmy	113	Wall, Marcus	207
Hoaglin, Fred	32	Wasynczuk, Andy	12
Holcomb, Sean	114	Weis, Charlie	40
Irwin, Heath	196	Wheeler, Mark	181
Jefferson, Shawn	115	Whigham, Larry	183
Johnson, Ted	120	White, Reggie	184
Jones, Mike	121	Wohlabaugh, Dave	185
Kraft, Dan	11	Wyman, Devin	203
Kraft, Jonathan	10	Yancy, Carlos	187
		Zolak, Scott	188

## 1996 PRONUNCIATION GUIDE

Andre Bowden (BOW-den)

Vincent Brisby (BRIZ-be)

Tedy Bruschi (BREW-ski)

John Burke (BURK)

Alcides Catanho (al-C-DEES)(cah-TAN-O)

Ferric Collons (COLE-enz)

Mike Gisler (GEESE-ler)

Hason Graham (ha-SAWN)

Willie McGinest (Mc-GINN-est)

Lovett Purnell (lah-VET)

Todd Rucci (ROO-chee)

Pio Sagapolutele (PEE-oh)(SANG-a-poo-la-tel-lee)

Bill Schroeder (SHRADE-er)

Dave Wohlabaugh (WOOL-uh-bah)



## 1996 CLUB DIRECTORY

**EXECUTIVE ADMINISTRATION**

**Robert K. Kraft**, Owner and CEO  
**Jonathan A. Kraft**, Vice President/Owner's Representative  
**Andy Wasynczuk**, Vice President/Business Operations

**ADMINISTRATIVE SUPPORT STAFF**

**Kim Norton**, Executive Assistant to the Owner  
**Joan Bishop**, Administrative Assistant  
**Richard Miller**, Player Comp. Analyst  
**Edie Myers**, Stadium Operations  
**Ray Myers**, Stadium Operations  
**Maryann Greaves**, Receptionist  
**Eva Lang**, Receptionist  
**Ann Thompson**, Receptionist  
**Cathy Tobyne**, Receptionist

**SCOUTING AND PERSONNEL**

**Bobby Grier**, Director of Player Personnel  
**Andre Tippett**, Director of Player Resources  
**Charlie Arney**, Director of College Scouting  
**Bucko Kilroy**, Scouting Consultant  
**Dave Uyrus**, Asst. Director of Pro Scouting  
**Edwin Bailey**, Personnel Scout  
**Robert Cegelski**, Personnel Scout  
**Larry Cook**, Personnel Scout  
**Chris Grier**, Personnel Scout  
**Paul Pawlak**, Personnel Scout  
**Mike Pollom**, Personnel Scout  
**Ken Sternfeld**, Personnel Scout  
**Joe Ziobro**, Scouting Assistant  
**Nancy Meier**, College and Pro Scouting Coordinator

**COACHING STAFF**

**Bill Parcells**, Head Coach  
**Bill Belichick**, Asst. Head Coach/Secondary  
**Maurice Carthon**, Running Backs  
**Romeo Crennel**, Defensive Line  
**Al Groh**, Defensive Coordinator/Linebackers  
**Fred Hoaglin**, Offensive Line  
**Chris Palmer**, Quarterbacks  
**Johnny Parker**, Strength and Conditioning  
**Ray Perkins**, Offensive Coordinator  
**Michael Pope**, Tight Ends  
**Dante Scarnecchia**, Defensive Assistant/Linebackers  
**Mike Sweatman**, Special Teams  
**Charlie Weis**, Wide Receivers

**FOOTBALL SUPPORT STAFF**

**Ron O'Neil**, Head Trainer  
**Kirk Brumels**, Assistant Trainer  
**Don Brocher**, Equipment Manager  
**John Hillebrand**, Asst. Equipment Mgr.  
**Ken Deininger**, Video Director  
**Jimmy Dee**, Assistant Video Director  
**Kathleen O'Neill**, Administrative Assistant to Coaching Staff  
**Frank Mendes**, Team Security  
**Bertram Zarins, M.D.**, Team Physician  
**Dr. Armand Nicholi**, Team Psychiatrist/  
 Director of Substance Abuse Program  
**Joan Buchbinder**, Nutritionist

**TICKET SALES STAFF**

**Mike Nichols**, Director of Ticket Operations  
**Ben Lentz**, Asst. Dir. of Ticket Operations  
**Lynne Meterparel**, Ticket Manager  
**Kate Delay**, Sales Associate

**LEGAL COUNSEL**

**Richard Karelitz**, General Counsel  
**Marie Coukos**, Legal Counsel

**HUMAN RESOURCES**

**Peg Myers**, Director of Human Resources  
**Joanne Nichols**, Benefits/ Insurance Mgr.

**ACCOUNTING DEPARTMENT**

**James Hausmann**, Vice President/Finance  
**Jim Nolan**, Controller  
**Susan Desrosiers**, Accounting Assistant  
**Maureen Doherty**, Accounting Assistant  
**Mike Rizzo**, Accounting Assistant

**SALES AND MARKETING STAFF**

**Daniel A. Kraft**, Vice President of Marketing and Broadcast Sales  
**John Levy**, Corporate Sales Executive  
**Tracey Goulet**, Marketing Services Mgr.  
**John Kelly**, Sales Associate  
**Bill Nelsen**, Sales Associate  
**David Pearlstein**, Sales Associate  
**Caroline Jones**, Marketing Assistant  
**Tracy Sormanti**, Cheerleader Director

**MANAGEMENT INFORMATION SYSTEMS**

**Carl Katzeff**, Director of Information Technology (Rand-Whitney Group)  
**Michael Riu**, Director of MIS  
**Dan Sullivan**, Senior Programmer/Analyst  
**Robert Felice**, Tech. Support/Programmer

**PUBLIC/COMMUNITY RELATIONS STAFF**

**Don Lowery**, Director of Public and Community Relations  
**Stacey James**, Dir. of Media Relations  
**Dianne McCaffrey**, Associate Director - NE Patriots Charitable Foundation  
**Barbara Rizzo**, Public Relations Coordinator  
**Anthony Moretti Jr.**, Public Relations Associate  
**Marlon Toon**, Public Relations Assistant  
**Tiffany Otis**, Public Relations Intern  
**David Silverman**, Team Photographer

**PATRIOTS FOOTBALL WEEKLY STAFF**

**Fred Kirsch**, Editor-in-Chief  
**Jason Ricker**, Circulation Manager

**PRO SHOP STAFF**

**Chris Thoms**, Merchandise Programs Mgr.  
**Mike Perriello**, Asst. Pro Shop Manager

**STADIUM OPERATIONS/CONCESSIONS**

**Dan Murphy**, Director of Stadium Operations  
**Bernie Reinhart**, Building Services Mgr.  
**Jeff Davenport**, Concessions Manager  
**Al Labelle**, Catering Manager  
**Michele Kelley**, Game Operations  
**Pierre Landry**, Field Superintendent  
**Dennis Brolin**, Asst. Field Superintendent  
**Al Parrillo**, Stadium Parking  
**Mike Titus**, Building Services Supervisor  
**Bob Denham**, Stadium Services  
**Mike Lacroix**, Stadium Services  
**Rick Moore**, Stadium Services  
**Bob Ryder**, Stadium Services  
**Dale Vose**, Stadium Services

**STADIUM SECURITY**

**John Barry**, Security Director





## INTERVIEW/CREDENTIAL REQUESTS

## NEW ENGLAND PATRIOTS

**Address**

Foxboro Stadium  
60 Washington Street  
Foxboro, MA 02035  
(508) 543-8200  
(508) 543-9053 - PR Fax

**Private Numbers**

Don Lowery 508-384-9104  
Stacey James 508-384-9105  
Barbara Rizzo 508-384-9124

**Interview Requests:** All interview requests for Patriots players, coaches or members of the administration must be channeled through the Patriots public relations department. Head coach Bill Parcells will address the media during press conferences on Monday, Wednesday, Thursday and Friday and following each game throughout the season. Players will be available during their lunch break in the Patriots Stadium Club on the same days. The locker room will be open from 11:45 a.m. till 12:30 p.m. Any media member in need of locker room access will be escorted by a member of the Patriots public relations staff.

**Credential Requests:** All credential requests must be submitted in writing to Don Lowery at least one week in advance. Accredited media will be issued credentials on a priority basis, based on size of affiliation. Arrangements to pick up individual game credentials can be made with Don Lowery during the week of the game. All remaining credentials will be left at Press Will Call outside the press elevator at Gate 4.

**Walking Directions from the Stadium to the Locker Room:** An escort to the locker rooms will be provided for members of the media with five minutes remaining in each home game. After that, please take the press elevator to the ground level and continue north (straight ahead) when exiting the stadium. Continue down the hill and enter Gate 1 by showing your media credential. Proceed to field level. Both locker rooms will be open to the media after a brief cool down period following the game.

## ☎ DAY OF GAME PHONE DIRECTORY ☎

**League Contacts**

NFL League Office ..... (212) 758-1500  
Elias Sports Bureau ..... (212) 869-1530

**Day of Game Stadium Phone Lines**

Press Box ..... (508) 543-8500  
Administrative Offices ..... (508) 543-8200

**Transportation**

Foxboro Cab (Foxboro) ..... (508) 543-5333  
Town Taxi (Mansfield) ..... (508) 339-3771  
Yellow Cab (Norwood) ..... (617) 769-4100  
Checker Cab (Boston) ..... (617) 536-7000

**Restaurants**

Luciano's (formal) ..... (508) 384-3050  
Lafayette House (formal) ..... (508) 543-5344  
Ground Round (casual) ..... (508) 668-7990  
Piccadilly Pub & Restaurant (casual) ..... (508) 543-0535  
Big Smoky Valley Steakhouse (dinner) .... (508) 668-5505



## 1996 IMPORTANT DATES

(All Times Eastern)

June 1	Deadline for old club to send tender to its unsigned restricted free agents or to extend qualifying offer, whichever is greater, in order to retain rights.
June 1	Deadline for old club to send tender to its unsigned unrestricted free agents to retain rights if player is not signed by another club by July 15.
June 15	Deadline for club to withdraw qualifying offer to unsigned restricted free agents and still retain exclusive negotiating rights by substituting tender of one-year contract at 110 percent of previous year's salary.
July 8	Claiming period of 24 hours begins in waiver system. All waiver requests for the rest of the year are no-recall and no-withdrawal.
July 15	Signing period ends at 4 p.m. for unrestricted free agents to whom June 1 tender was made by old club. After this date and through 4 p.m. on November 7, the old club has exclusive negotiating rights to these players.
July 15	Deadline for a player who has practiced and/or played in a minor league in 1995 to sign in the NFL without being required to clear Procedural Recall waivers.
July 18	All Patriot players report to training camp at Bryant College in Smithfield, R.I.
July 19	Training camp officially opens as practices begin at Bryant College.
July 27	Pro Football Hall of Fame Game, Canton, Ohio Indianapolis vs. New Orleans
July 28	American Bowl, Tokyo, Japan Pittsburgh vs. San Diego (10:00 p.m.)
August 2	If a drafted rookie has not signed with his club by this date, he may not be traded to any other club in 1996.
August 2	Deadline for players under contract to report in order to earn a season of free agency credit.
August 2-5	First full preseason weekend
August 2	1996 Preseason Opener Patriots at Green Bay (8 p.m.)
August 5	American Bowl, Monterrey, Mexico Dallas vs. Kansas City
August 12	Patriots at Dallas (8 p.m. on ESPN)
August 18	Patriots vs. Philadelphia (1 p.m. on NBC)
August 20	Roster cutdown to maximum of 60 players by 4 p.m.
August 23	Patriots vs. Washington (8 p.m.)
August 25	Roster cutdown to maximum of 53 players on Active/Inactive List by 4 p.m. Clubs may dress a minimum of 42 and a maximum of 45 players and a third quarterback for each regular season game.
August 26	After 4 p.m., clubs may establish a practice squad of five players by signing free agents who do not have a season of free agency credit unless season was spent on reserve/injured or reserve/physically unable to perform lists.
August 30	All clubs are required to identify their 49-player active list by 7 p.m., on this Friday and there after on each Friday before a regular-season Sunday game.
September 1-2	1996 NFL Kickoff Weekend – Regular Season Begins
September 1	1996 Regular Season Opener Patriots at Miami (4 p.m.)
September 8	Patriots at Buffalo (1 p.m.)
September 15	Patriots vs. Arizona (1 p.m.)
September 22	Patriots vs. Jacksonville (1 p.m.)
September 29	Patriots Bye Week

**1996-97 IMPORTANT DATES (cont.)**

October 6	Patriots at Baltimore (1 p.m.)
October 8	Trading Deadline at 4:00 p.m.
October 9	Players with at least four credited seasons are subject to the waiver system for the remainder of the regular season and postseason.
October 13	Patriots vs. Washington (1 p.m.)
October 20	Patriots at Indianapolis (1 p.m.)
October 27	Patriots vs. Buffalo (8 p.m. on TNT)
October 30-31	League Meetings in New Orleans, La.
November 3	Patriots vs. Miami (4 p.m. on NBC)
November 4	Deadline for 1996 for an increase in a player's salary to be counted as salary for the current year. Any increase in a player's 1996 salary negotiated after this date will be treated as a signing bonus.
November 5	Deadline for clubs to sign drafted players, franchise and transition players and restricted and unrestricted free agents to whom the June 1 tender was made. If such players are not signed by this date, they are prohibited from playing in the NFL in 1996.
November 10	Patriots at New York Jets (1 p.m.)
November 17	Patriots vs. Denver (1 p.m.)
November 24	Patriots vs. Indianapolis (1 p.m.)
December 1	Patriots at San Diego (8 p.m. on ESPN)
December 8	Patriots vs. New York Jets (4 p.m.)
December 15	Patriots at Dallas (1 p.m.)
December 20	Deadline for waiver request in 1995, except for "special waiver requests" which have a 10-day claiming period, with termination or assignment delayed until after the Super Bowl.
December 21	1996 Regular Season Finale Patriots at New York Giants (12:30 p.m.)
December 27	Clubs may begin signing free agent players for the 1996 season.
December 28-29	Wild-Card Playoff Weekend

**1997 IMPORTANT DATES**

January 4-5	Divisional Playoff Games
January 12	AFC and NFC Championship Games
January 26	Super Bowl XXXI Superdome, New Orleans, La.
February 2	AFC-NFC Pro Bowl, Honolulu, Hawaii
February 6-10	Combine Testing in Indianapolis, Ind.
February 13	Expiration of all player contracts due to expire in 1997.
February 13	Deadline for clubs to designate franchise or transition players.
February 13	Deadline for submission of qualifying offers by clubs to their restricted free agents whose contracts have expired and to whom they desire to retain a right of first refusal/compensation.
February 13	Deadline for clubs to submit offer of minimum salary to retain exclusive negotiating rights to their players with fewer than three seasons of free agency credit whose contracts have expired.
February 14	Free agency and trading period begins

**FUTURE SUPER BOWL SITES****Super Bowl XXXI**

January 26, 1997 Superdome, New Orleans, Louisiana

**Super Bowl XXXII**

January 25, 1998 Jack Murphy Stadium, San Diego, Calif.



# Front Office



**ROBERT K. KRAFT**

**Owner and  
Chief Executive Officer**

**R**obert Kraft, like many Boston natives, is a life-long sports fan. On January 21, 1994, he fulfilled one of his dreams when he purchased and became the sole owner of the New England Patriots.

His purchase ended years of ownership turmoil which had alienated much of the fan base built during the team's success of the mid-1980s. With his commitment to long-term local ownership, Kraft restored the faith of the fans, who responded the day season tickets went on sale on Feb. 26, 1994. The support demonstrated by the fans was overwhelming, as many lined up outside the Patriots ticket office overnight to buy tickets, despite a heavy snowstorm. By the end of the first business day, the Patriots reported record-shattering sales of 5,958 season tickets, eclipsing the previous record of 979.

As a loyal season-ticket holder since 1972, Kraft took over the ownership of the Patriots with a fan's perspective and wasted no time implementing changes to make improvements both on and off the field. The construction of a 4,000 square foot Pro Shop, the creation of a fan festival area at each end of the stadium, the improved quality of in-stadium vending and creating a smoke-free environment inside the stadium were just a few of the improvements Kraft made in his first two years of ownership to create a fan-friendly environment at Foxboro Stadium.

Kraft's fulfillment of his commitment to provide the team with the resources to make it a competitive National Football League franchise has helped the team reach a level of popularity unmatched since its founding. For the third consecutive year, every Patriots home game will be sold out this season.

Kraft has committed the franchise to developing a long-term strategy to put it among the NFL elite. The most prominent example of this was last year's signing of quarterback Drew Bledsoe to a contract which runs through the 2001 season, assuring the Patriots will have one of the game's top young talents to lead the franchise into the next century.

Kraft has strong personal ties to the Patriots. He became a fan of the Boston Patriots in the early '60s when the American Football League franchise played at Fenway Park. When the team moved to Foxboro, Kraft became a season ticket holder. He still recalls Patriots games at Foxboro as some of his warmest memories of raising his family.

**Extra Points**

- Robert and his family have been Patriots season ticket holders since 1972.
- Robert played "scatback" during his collegiate football career for the Columbia Lions.
- Robert's first professional sports endeavor came during the 1970s when he owned the Boston Lobsters professional tennis team which starred tennis sensation Martina Navratilova.



A native of Brookline, Mass., Kraft attended local public schools before entering Columbia University on an academic scholarship. While attending Columbia, he also played football. Upon graduation, he received a fellowship to attend the Harvard School of Business, where he earned a master's degree in business administration.

Kraft began his business career with the Rand-Whitney Group, Inc. of Worcester, Mass., a company he later acquired. In 1972, he founded International Forest Products, a trader of paper commodities which does business in over 80 countries around the world. Together, Rand-Whitney and International Forest Products comprise one of the largest privately-owned paper and packaging companies in the United States.

In addition, Kraft is president of the International Forest Products Group of Companies, which has manufacturing operations in Europe, South America, Asia and the Middle East. From 1986 to 1991, he was president and a major shareholder of the New England Television Corp., the parent company of WHDH-AM and WHDH-TV, then the CBS network affiliate in Boston. He is currently the chairman of Chestnut Hill Management, a money management firm which specializes in high-return equities. In addition to owning the Patriots, he also owns the stadium in which they play – Foxboro Stadium. The stadium is New England's premier family entertainment venue and has been the host of many major music acts over the past several years, including the Rolling Stones, Aerosmith and Elton John. In 1994, Foxboro Stadium was one of nine venues nationwide to host the World Cup, soccer's premier event.

The most recent addition to Kraft's group of businesses is the New England Revolution, the region's entry into the newly formed Major League Soccer. In their first season, the Revolution have exceeded projections for ticket sales and is quickly becoming firmly established in the Boston sports scene.

Kraft has had a long-time interest in sports. In the 1970s, he was the owner of the Boston Lobsters professional tennis team and recruited the legendary Martina Navratilova to join the squad. Navratilova went on to win her first Wimbledon after Kraft brought in tennis coach Roy Emerson to train the international tennis star.

Over the past 20 years, Kraft and his wife, Myra, have been very active in charitable and civic affairs. He serves on the Executive Committee of the Dana-Farber Cancer Institute. Kraft serves on the Board of Overseers of the Boston Symphony Orchestra. He is also a trustee of Columbia University and serves on the Board of Directors for the Harvard Business School. He is the recipient of honorary degrees from Boston University, Curry College and Suffolk University.




Robert Kraft presents Patriot Hall of Famer Nick Buoniconti with a commemorative 35th Anniversary football at a halftime ceremony held at Foxboro Stadium.





## JONATHAN A. KRAFT



**Vice President  
Owner's Representative**

Jonathan A. Kraft, now in his third season with the Patriots, was appointed Vice President and Owner's Representative on January 21, 1994. He was a key figure in the negotiations which led to the purchase of the franchise and kept the team in New England.

In his current role, he oversees each of the organization's departments and assists each in their development and strategic planning. As the owner's representative, Jonathan joins his father in representing the team in its dealings with the National Football League.

Since joining the Patriots, he has been instrumental in the research and development of all the Patriots' off-field pursuits. In 1995, he initiated the publishing of *Patriots Football Weekly*, developed an internet site and oversaw the construction of a new Patriots Pro Shop and Ticket Office.

The newspaper is the only full-color weekly publication offered by an NFL team. It appears on newsstands throughout New England and is distributed to Patriots fans internationally. The Patriots were the first NFL team to create their own Internet site, debuting in March of 1995. The Patriots Pro Shop and Ticket Office is now conveniently located in the administrative lot of Foxboro Stadium, after years of operating out of sub-standard, temporary facilities.

In addition to his role with the Patriots, Kraft is also tremendously active in each of the family's other business pursuits, including Rand-Whitney Containerboard, the Rand-Whitney Group and International Forest Products. Most recently, he has taken the lead role in the operations of the New England Revolution, serving as one of the managing partner's for the region's entry into Major League Soccer. In addition, he was selected as the chairman of the league's television and marketing committee.

He is the Chief Executive Officer of Rand-Whitney Containerboard and will continue to serve as a director for both the Rand-Whitney Group and International Forest Products.

Kraft played the lead role in securing the 1991 and 1992 National Earth Day concerts at the stadium. He has been the chief negotiator for the stadium in securing the appearances of a number of major musical acts, including The Rolling Stones, Aerosmith, Elton John and Billy Joel. The Greater Boston Convention and Visitors Bureau, Inc. presented Kraft with the "Spirit of Tourism" Award for his work in promoting tourism and economic activity in the state.

A Williams College graduate, Kraft received his MBA from the Harvard School of Business. He is on the Board of Directors for several organizations, including the New England Israeli Chamber of Commerce and the Genesis Fund. He is also on the Board of Trustees for the Belmont Hill School.


Jonathan Kraft was born on March 4, 1964 in Brookline, Mass. He and his wife Patti live in Boston, Mass.

### Extra Points

- Jonathan negotiated the Patriots' current radio contract with WBCN in Boston. It is the most lucrative broadcast agreement in franchise history.
- Jonathan grew up a Patriots fan. One of his favorite memories is of attending the AFC Championship game in Miami in 1985.



## DANIEL A. KRAFT



**Vice President  
Marketing and  
Broadcast Sales**

**D**an Kraft is now in his third season with the Patriots. He was appointed the Patriots' Vice President of Marketing and Broadcast Sales on June 24, 1996. His position requires him to handle a broad range of activities within the organization.

As the head of marketing, Kraft is responsible for all of the organization's sponsorship sales, advertising, promotions and special events within Foxboro Stadium.

In overseeing broadcast sales, Kraft serves as the club's representative in all broadcast negotiations. In 1995, he negotiated a preseason television package with Boston's ABC affiliate WCVB-TV (Channel 5) and hired the on-air talent of veteran play-by-play announcer Don Criqui and color analyst Jerry Glanville. Kraft served as the executive producer for each of the games. The broadcasts were nominated for a New England Emmy Award for best play-by-play production.

In addition to his marketing responsibilities, Kraft has also taken on a variety of logistical responsibilities for the team. He coordinates all team travel, which includes the negotiating for the team charter and hotel arrangements. Last spring, he also negotiated a three-year agreement with Bryant College to keep the Patriots' training camp at the Smithfield, R.I. facility through the year 1998.

With the introduction of the New England Revolution, Kraft has now taken on additional responsibilities. He was instrumental in negotiating a broadcast agreement with WABU-TV (Channel 68), assuring that nearly every Revolution game, both home and away, would be televised in their inaugural season.


Kraft graduated from Tufts University in 1987 and, upon graduation, went to work as an advertising sales representative for Telerep, Inc. He was promoted to sales manager of the company's Boston regional office in 1990, where he remained for three years before coming to work at Foxboro Stadium in 1993.

Kraft serves on the Board of Directors for the Junior Achievement of Massachusetts in addition to the Board of Overseers for athletics at Tufts University and the Boys & Girls Clubs of Boston.

Dan and his wife Wendy celebrated the birth of their first child, Jessica, on June 19, 1994 and are expecting their second early this fall.

### ***Extra Points***

- Dan grew up an avid sports fan. His childhood idols were Larry Bird and Bobby Orr.
- Dan played goalie for the Tufts University Lacrosse team.
- Dan was the Jumbos Ice Hockey beat writer for the Tufts Daily in college. He wrote a column called the "Jumbo Ice Chips."

**ANDY WASYNCZUK****Vice President  
Business Operations**

**A**ndy Wasynczuk, entering his third season with the Patriots, was appointed Vice President of Business Operations on January 21, 1994. He is responsible for overseeing the daily operations of each department in the organization. He also continues his expanded role in the football operations of the team, which include contract negotiations, player signings and salary cap management.

Prior to joining the Kraft's organization, Wasynczuk was a consultant at Bain and Company in Boston, an internationally recognized consulting firm. At Bain, he developed market strategies and business plans for international corporations in the packaging and financial service industries. In January 1989, he joined Foxboro Stadium Associates as the Chief Operating Officer. His responsibilities included the overall management of the stadium and overseeing the long-term development of the stadium complex. During his tenure as the stadium's COO, he greatly expanded the variety of entertainment presented at the location. The facility is now among the busiest in the world. He also played instrumental roles in attracting the 1994 World Cup to Foxboro and securing a Major League Soccer franchise for the Boston area, which began play in 1996.

Wasynczuk earned a bachelor's and a master's degree in electrical engineering from Case Western Reserve University. After attaining his master's degree, he matriculated to the Harvard School of Business, where he earned his MBA.

He is a member of the Governor's Sports Council and remains active in a variety of community activities, including the Board of Trustees of the Park Street Church. He is a frequent guest speaker at local community service organizations and various academic institutions.

Andy Wasynczuk was born February 18, 1957 in Chicago, Ill. He and his wife Rebecca have two children – Katherine Sophia (born 12/2/93) and Luke Joseph (2/4/96), and reside in Westwood, Mass.


**Extra Points**

- Andy has completed half a dozen 500 mile bicycling tours, including the Canadian Rockies, the California Coast and the Blue Ridge Mountains.
- In college, Andy won the MVP in field events at the Cleveland Colleges City Track & Field meet with a throw of 201' 5" in Javelin.





## BOBBY GRIER


**Director of Player  
Personnel**

**B**obby Grier was appointed Director of Player Personnel on February 6, 1995. He is responsible for overseeing all aspects of pro and college scouting and the evaluation of current and prospective Patriots players.

He is entering his 15th season with the Patriots organization and sixth in the front office. He first joined the Patriots as an assistant on Ron Erhardt's staff in 1981 as the team's running backs coach. He returned to the collegiate ranks in 1982, as the offensive coordinator on Dennis Green's staff at Northwestern. At the conclusion of the 1982 college season, he returned to the Patriots as a college scout. In 1985, he returned to the sidelines as an assistant on Raymond Berry's staff and helped the Patriots to their only AFC title in franchise history. That year, his running backs were led by Craig James and combined to rush for 2,331 yards (fourth in franchise history). James finished the year with 1,227 yards – which ranked second in franchise history to Jim Nance's 1,458 yards rushing in 1966.

He spent the next seven seasons (1986-92) directing the team's running backs on the staffs of three different head coaches. In 1993, he returned to the Patriots' front office when he was appointed the Director of Pro Scouting – a position he held until his current appointment as Director of Player Personnel.


He began his coaching career as an assistant at Kettering (Mich.) High School in 1966. He spent four years at Kettering (1966-69) before being named the head coach at Martin Luther King High in Detroit, Mich., in 1970. In 1974, Grier moved up to the collegiate ranks when he accepted the running back responsibilities at Eastern Michigan University. Grier was lured to New England by Boston College, who offered him an assistant position in 1978. He remained at Boston College as the Eagles' running backs coach for three seasons (1978-80) prior to joining the Patriots in 1981.

Grier was outstanding collegiate running back at the University of Iowa. He was a three-year starter and twice earned honorable mention All-Big Ten honors. In 1965, he led the Hawkeyes in rushing as a senior.

Grier was born on November 10, 1943 in Detroit, Mich. He and his wife Wendy have two sons, Chris (3/24/70) and Michael (1/5/75). The family resides in Holliston, Mass.

### ***Extra Points***

- Bobby was a three-year starter and twice earned honorable mention All-Big Ten honors as a running back at the University of Iowa during his collegiate career.
- Bobby's youngest son, Michael, was a collegiate hockey All-American and helped Boston University to an NCAA title in 1995. He signed with the Edmonton Eskimos this past June.

**JAMES R. HAUSMANN****Vice President  
Finance**

**J**im Hausmann, now in his fifth season with the Patriots, was appointed Vice President of Finance on January 21, 1994.

His primary duty as Chief Financial Officer is to oversee all financial activity involving the organization's football and stadium operations. In 1996, his role was expanded to include the financial operations for the New England Revolution, the Major League Soccer franchise the Krafts took ownership of in 1995. He reports directly to both Robert and Jonathan Kraft on all matters involving the financial aspects of the Patriots, the Revolution and Foxboro Stadium.

Hausmann joined the Patriots on May 17, 1992 as its Vice President and Chief Financial Officer. In 1993, he was named the Executive Vice President of Business Operations.

Before joining the Patriots, Hausmann was employed as a senior audit manager with the international accounting firm of Deloitte, Haskins & Sells (now Deloitte & Touche). He worked in their St. Louis, Mo. offices from 1970-84 and again from 1990-92. He took a brief hiatus from the accounting firm from 1985-89 when he was named the chief financial officer of a regional stock brokerage firm in St. Louis.


Hausmann graduated from Southern Illinois University in 1970 with a bachelor's degree in business administration and accounting. In 1973, he earned his CPA certificate while working at Deloitte.


James Hausmann was born November 18, 1948 in Collinsville, Ill. Jim and his wife, Terri, have three children – Jennifer, Kyle and Brian – and reside in Foxboro, Mass.

**Extra Points**

- Jim played for and later coached a DeMolay basketball team in Collinsville, Ill. during his high school and college years.
- Jim served in the U.S. Army from 1970-72 and spent a one-year tour in Vicenza, Italy.
- Jim has always been an avid sports fan. His favorites in each of the five major sports are the Patriots, St. Louis Cardinals, St. Louis Blues, Boston Celtics and New England Revolution

# Coaching Staff



**BILL PARCELLS**

**Head Coach**  
**15th NFL Season**  
**12th NFL Season as a**  
**Head Coach**  
**4th Patriots Season**

**B**ill Parcells became the 12th head coach of the New England Patriots on January 21, 1993. At a press conference that day, Parcells discussed his objective upon returning to New England to finish his coaching career.

"I want to improve the Patriots to the point where we can compete for a championship," stated the two-time Super Bowl champion. "I pledge to the fans and the players that I won't rest until we approach that goal."

The rebuilding process began the day Parcells took command. Committed to bringing New England an NFL championship, Parcells immediately began assembling a solid foundation of young talent from which to build. His first order of business was to acquire a strong, young quarterback to lead the Patriots, which he did with the selection of Drew Bledsoe, the first pick in the 1993 NFL draft.

His Patriot auditions led to the acquisition of over 30 new players for the 1993 season. He and his staff worked diligently to assemble the new talent and to develop it into a cohesive unit. The Patriots showed weekly progress throughout the season and improved in nearly every statistical category from the previous year. In 1992, the Patriots ranked 27th in the league in offense and 19th in defense. In just one season, they improved to 12th offensively and 13th defensively. One of the most telling turnabouts attributed to Parcells was the elimination of penalties upon his arrival. In 1992, New England was one of the two most penalized teams in the league (111 penalties for 1,051 yards). In 1993, they boasted the fewest penalties in the league (64 for 468 yards). The weekly improvement during the season culminated into a season-ending four-game win streak, the team's longest season-ending streak since 1976.

In 1994, fans saw the development of the young talent Parcells had assembled transcend from a 3-5 team at midseason into a 10-6 playoff team. After scoring 26-unanswered points in a 26-20 overtime victory vs. the Minnesota Vikings (11/13/94), the Patriots launched a season-ending seven-game win streak. The streak catapulted the Patriots from worst in the AFC East standings into a tie for first and a wild-card playoff berth.

For the Patriots, it was their first winning season in six years and their first postseason appearance since 1986. Parcells' ability to rebuild the team from a 2-14 record in 1992 into a playoff team just two seasons later led to a number of postseason accolades for the future Hall of Fame coach. At season's end, Parcells carted off numerous Coach of the Year awards (see the list on page 19).

The season-ending victory over Chicago (12/24/94) not only clinched a playoff berth for the team, but it also cast Parcells among the elite in his profession as he became just the 25th coach in NFL history to register 100 career victories. Having accomplished that milestone in just 10 seasons in the NFL reflects the success he has enjoyed.





Parcells enters the 1996 season ranked fourth among active coaches with 106 career victories. Only Dan Reeves (143), Marv Levy (138) and Marty Schottenheimer (121) have more career victories. In addition, Parcells (1986 and 1990) and San Francisco's George Seifert (1989 and 1994) are the only active coaches to have claimed multiple NFL titles.

Entering the 1995 season, the Patriots appeared poised for playoff contention, as many prognosticators predicted Parcells would be in position to claim his third NFL title at season's end. Unfortunately, preseason expectations proved to be premature, as the Patriots fell to 6-10. Yet, if history is any indicator, expect the Patriots to rebound in 1996. In Parcells' 11 seasons as a head coach, his teams have finished no worse than second in the division after a losing season. In 1984, his Giants team rebounded from a 3-12-1 record to finish 9-7 and advance to the second round of the playoffs. In 1994, the Patriots finished 10-6 and qualified for the playoffs for the first time in eight years, just a year after their 5-11 record in 1993.

Parcells' first NFL head coaching opportunity was presented to him while serving as an assistant coach on Ray Perkins' New York Giants coaching staff. Following the 1982 regular season, Perkins resigned as the team's head coach and was named the successor to the legendary Paul "Bear" Bryant at the University of Alabama. Parcells was then promoted from defensive coordinator to fill the head coaching vacancy.

In 1983, Parcells inherited a team that was coming off losing records in eight of their previous nine seasons and had been to the playoffs just once in 20 years. As if that were not enough to overcome, the club was besieged by injuries, as 25 players spent a portion of their season on the injured reserve list. Those injuries were a major factor in the Giants' league-leading 58 turnovers that season.

Yet, the hurdles the first-year head coach had to overcome on the field were minute in comparison to those he had to endure off the field. The tragic chain of events began in October of 1983 when Parcells lost his backfield coach and friend, Bob Ledbetter, who died of a sudden stroke. That was followed by the passing of former Giant running back Doug Kotar and the deaths of both of Parcells' parents within six weeks of each other late in the season.

That year, the team finished with a 3-12-1 record – last in the division. Arguably, it was the toughest year a rookie coach has ever had to endure in modern NFL history. Despite that, Parcells prevailed and following the season began working diligently to rebuild the team.

In 1984, the Giants began their metamorphosis. Between the years 1984 and 1990, New York recorded six winning seasons, including five trips to the playoffs and two Super Bowl Championships. During his eight seasons, Parcells totaled an 85-52-1 career record (.620 winning percentage), second among the winningest coaches in Giants history, behind the legendary Hall of Famer Steve Owen (151-100-17).

In an effort to prevent another injury-prone season, Parcells initiated a year-round conditioning program. The program had an immediate effect, reducing the number of players listed on injured reserve from 25 in 1983 to only seven in 1984. The Giants finished second in the NFC East with a 9-7 record and qualified for a wild-card playoff berth. Parcells notched his first playoff victory in his first attempt, with a 16-13 decision over the Los Angeles Rams. The following week, the Giants lost a hard-fought game to the eventual Super Bowl champion San Francisco 49ers, 21-10. In recognition of his accomplishments, Parcells earned NFC East Coach of the Year honors by *Pro Magazine* and finished second in two major NFL Coach of the Year polls – one to the 49ers' Bill Walsh and the other to Seattle's Chuck Knox.

In 1985, New York finished 10-6 and returned to the playoffs. In the first round they avenged their 1984 playoff loss with a 17-3 victory over





the defending champion San Francisco 49ers. The following week, the Giants were again ousted from the playoffs by the eventual Super Bowl champion. This time it was by the Chicago Bears. The back-to-back playoff appearances was a task that no other Giant coach had accomplished in over 20 years.

In 1986, Parcells' Giants registered their greatest single-season record ever with 17 wins and only two defeats. They also set a club mark by winning 12 consecutive games, which culminated with a 39-20 triumph over the Denver Broncos in Super Bowl XXI. In three playoff games, the Giants set an NFL record for cumulative margin of victory with a 102-23 advantage. Parcells was named NFL Coach of the Year in nearly every major publication in the country, a fitting tribute for the spectacular season that he had masterminded.

In 1989, Parcells again earned NFL Coach of the Year honors from NFL Films and NFC Coach of the Year honors from the *Washington Post* for his 12-4 first-place finish. The following season, Parcells led New York's triumphant return to the Super Bowl, winning a dramatic 20-19 decision over the Buffalo Bills. Following the 1990 championship season, Parcells learned of a threatening heart condition and on May 15, 1991 resigned from coaching.

Prior to accepting the Patriots head coaching responsibilities in 1993, Parcells spent two seasons as an NBC Sports football analyst. In the fall of 1991, he served as a studio host with Bob Costas, O.J. Simpson and Will McDonough. The following year, he returned to NBC as a game analyst and provided color commentary alongside veteran play-by-play announcer Marv Albert. Parcells' broadcast career was postponed when physicians gave him the medical "green light" to resume his coaching career, which the Patriots made possible by offering him their head coaching responsibilities on January 21, 1993.

The Oradell, N.J. native was a member of the first graduating class at River Dell (Oradell) High in 1959. He was a three-sport letterman, starring in basketball, football and baseball. He captained and earned all-league honors in each of the respective sports. The tri-sport captain saw double-duty in football, as a quarterback and linebacker, and in baseball as a pitcher and catcher.

He attended Colgate in 1960, then transferred to Wichita State (1961-63), where he excelled as a linebacker. In a game against Tulsa, Parcells ravished the Golden Hurricane backfield, compiling 20 tackles and six sacks. He earned All-Missouri Valley Conference honors as a senior and played in the 1963 Blue-Gray and 1964 College All-Star Games. Opting for a coaching career, rather than playing professionally, he joined the staff at Hastings College (Neb.) in 1964 as a defensive assistant. He returned to his alma mater in 1965 to coach the defensive line, before joining Tom Cahill's staff at West Point as the linebacker coach in 1966. After coaching Army's Black Knights for four seasons (1966-69), he directed the linebackers at Florida State for three years (1970-72). He then went on to serve as defensive coordinator at both Vanderbilt (1973-74) and Texas Tech (1975-77). He received his first head coaching assignment at the Air Force Academy in 1978, where he piloted the Cadets to a 3-8 record.

Parcells left the collegiate circuit in 1979 to accept an assistant position on Ray Perkins' staff with the New York Giants. Personal matters forced Parcells to resign from the Giants prior to the season.

In 1980, he resumed his coaching career as the New England Patriots' linebackers coach on Ron Erhardt's staff. The following season, Parcells left New England to return to the New York Giants as Perkins' defensive coordinator and linebackers coach. Prior to his arrival, the Giants had allowed 425 points to the opposition in 1980. In his first season with the Giants, Parcells installed the 3-4 defense, revamped the secondary and produced a defensive unit which allowed



only 257 points and finished the year ranked third in the league. New York posted a 9-7 record, the first winning season recorded in nine years, and qualified for the playoffs for the first time since 1963. The following year, the Giants finished with a 4-5 record during the strike-shortened 1982 season. Following the season, Coach Perkins announced his resignation and the Giants named Parcells as his successor. Nearly 10 years later, the two coaches were reunited when Parcells named Perkins as his offensive coordinator.

He was born Duane Charles (Bill) Parcells on August 22, 1941, in Englewood, N.J. Bill and his wife, Judith, have three daughters; Suzy, Jill and Dallas, and two grandchildren, Kyle and Kendall.

**COACHING HISTORY:** For 30 years, Bill Parcells has motivated young athletes to excel at their game. Below is a list of the stops he has made during his illustrious coaching career:

1964	Hasting (Neb.) College	Defensive Line Coach
1965	Wichita State	Defensive Line Coach
1966-69	Army	Linebackers Coach
1970-72	Florida State	Linebackers Coach
1973-74	Vanderbilt	Defensive Coordinator
1975-77	Texas Tech	Defensive Coordinator
1978	Air Force Academy	Head Coach
1980	New England Patriots	Linebackers Coach
1981-82	New York Giants	Defensive Coordinator/LBs
1983-90	New York Giants	Head Coach
1993-96	New England Patriots	Head Coach

### BILL PARCELLS' HEAD COACHING RECORD

#### NFL Regular Season Totals

Year	Team	W	L	T	Pct	Finish
1983	Giants	3	12	1	.219	5th, NFC East
1984	Giants	9	7	0	.563	2nd, NFC East
1985	Giants	10	6	0	.625	2nd, NFC East
1986	Giants	14	2	0	.875	1st, NFC East
1987	Giants	6	9	0	.400	5th, NFC East
1988	Giants	10	6	0	.625	2nd, NFC East
1989	Giants	12	4	0	.750	1st, NFC East
1990	Giants	13	3	0	.813	1st, NFC East
1993	Patriots	5	11	0	.313	4th, AFC East
1994	Patriots	10	6	0	.625	2nd, AFC East
1995	Patriots	6	10	0	.375	4th, AFC East
<b>Totals -11 Years</b>		98	76	1	.563	

#### NFL Playoff Record

Year	Team	W	L	T	Pct	Finish
1984	Giants	1	1	0	.500	
1985	Giants	1	1	0	.500	
1986	Giants	3	0	0	1.000	NFL Champions
1989	Giants	0	1	0	.000	
1990	Giants	3	0	0	1.000	NFL Champions
1994	Patriots	0	1	0	.000	
<b>Totals - 6 Years</b>		8	4	0	.667	2 Championships

NFL Totals		W	L	T	Pct
Regular Season		98	76	1	.563
Postseason		8	4	0	.667
<b>Career Total</b>		106	80	1	.570



## BILL PARCELLS YEAR BY YEAR

## 1983 NEW YORK GIANTS

Record: 3-12-1 (H: 1-7 A: 2-5-1)

## Fifth Place NFC East

9/04	L.A. Rams	6-16	L
9/11	at Atlanta (OT)	16-13	W
9/18	at Dallas	13-28	L
9/26	Green Bay	27-3	W
10/02	San Diego	34-41	L
10/09	Philadelphia	13-17	L
10/16	at Kansas City	17-38	L
10/24	at St. Louis	20-20	T
10/30	Dallas	20-38	L
11/07	at Detroit	9-15	L
11/13	Washington	17-33	L
11/20	at Philadelphia	23-0	W
11/27	at L.A. Raiders	12-27	L
12/04	St. Louis	6-10	L
12/11	Seattle	12-17	L
12/17	at Washington	22-31	L

267-347

## 1984 NEW YORK GIANTS

Record: 9-7 (H: 6-2 A: 3-5)

## 2nd Place NFC East

9/02	Philadelphia	28-27	W
9/09	Dallas	28- 7	W
9/16	at Washington	14-30	L
9/23	Tampa Bay	17-14	W
9/30	at L.A. Rams	12-33	L
10/08	San Francisco	10-31	L
10/14	at Atlanta	19- 7	W
10/21	at Philadelphia	10-24	L
10/28	Washington	37-13	W
11/04	at Dallas	19- 7	W
11/11	at Tampa Bay	17-20	L
11/18	St. Louis	16-10	W
11/25	Kansas City	28-27	W
12/02	at N.Y. Jets	20-10	W
12/09	at St. Louis	21-31	L
12/15	New Orleans	3-10	L

299-301

## NFC Wild-Card Playoff Game

12/23	at L.A. Rams	16-13	W
-------	--------------	-------	---

## NFC Playoff Game

12/29	at San Francisco	10-21	L
-------	------------------	-------	---

## 1985 NEW YORK GIANTS

Record: 10-6 (H: 6-2 A: 4-4)

## 2nd Place NFC East

9/08	Philadelphia	21- 0	W
9/15	at Green Bay	20-23	L
9/22	St. Louis	27-17	W
9/29	at Philadelphia (OT)	16-10	W
10/06	Dallas	29-30	L
10/13	at Cincinnati	30-35	L
10/20	Washington	17-3	W
10/27	at New Orleans	21-13	W
11/03	Tampa Bay	22-20	W
11/10	L.A. Rams	24-19	W
11/18	at Washington	21-23	L
11/24	at St. Louis	34- 3	W
12/01	Cleveland	33-35	L
12/08	at Houston	35-14	W
12/15	at Dallas	21-28	L
12/21	Pittsburgh	28-10	W

399-283

## NFC Wild-Card Playoff Game

12/29	San Francisco	17- 3	W
-------	---------------	-------	---

## NFC Playoff Game

1/05	at Chicago	0-21	L
------	------------	------	---

## 1986 NEW YORK GIANTS

Record: 14-2 (H: 8-0 A: 6-2)

## 1st Place NFC East

9/08	at Dallas	28-31	L
9/14	San Diego	20- 7	W
9/21	at L.A. Raiders	14- 9	W
9/28	New Orleans	20-17	W
10/05	at St. Louis	13- 6	W
10/12	Philadelphia	35- 3	W
10/19	at Seattle	12-17	L
10/27	Washington	27-20	W
11/02	Dallas	17-14	W
11/09	at Philadelphia	17-14	W
11/16	at Minnesota	22-20	W
11/23	Denver	19-16	W
12/01	at San Francisco	21-17	W
12/07	at Washington	24-14	W
12/14	St. Louis	27- 7	W
12/20	Green Bay	55-24	W

371-236

## NFC Playoff Game

1/04	San Francisco	49- 3	W
------	---------------	-------	---

## NFC Championship Game

1/11	Washington	17- 0	W
------	------------	-------	---

## Super Bowl XXI (Pasadena, Calif.)

1/25	Denver	39-20	W
------	--------	-------	---

## 1987 NEW YORK GIANTS

Record: 6-9 (H: 5-3 A: 1-6)

## 5th Place NFC East

9/14	at Chicago	19-34	L
9/20	Dallas	14-16	L
9/27	at Miami	cancelled by strike	
10/05	San Francisco	21-41	L
10/11	Washington	12-38	L
10/18	at Buffalo (OT)	3- 6	L
10/25	St. Louis	30- 7	W
11/02	at Dallas	24-33	L
11/08	New England	17-10	W
11/15	at Philadelphia	20-17	W
11/22	at New Orleans	14-23	L
11/29	at Washington	19-23	L
12/06	Philadelphia (OT)	23-20	W
12/13	at St. Louis	24-27	L
12/19	Green Bay	20-10	W
12/27	N.Y. Jets	20- 7	W

280-312

## 1988 NEW YORK GIANTS

Record: 10-6 (H: 5-3 A: 5-3)

## 2nd Place NFC East

9/05	Washington	27-20	W
9/11	San Francisco	17-20	L
9/18	at Dallas	12-10	W
9/25	L.A. Rams	31-45	L
10/02	at Washington	24-23	W
10/10	at Philadelphia	13-24	L
10/16	Detroit	30-10	W
10/23	at Atlanta	23-16	W
10/30	at Detroit (OT)	30-10	W
11/06	Dallas	29-21	W
11/13	at Phoenix	17-24	L
11/20	Philadelphia (OT)	17-23	L
11/27	at New Orleans	13-12	W
12/04	Phoenix	44-7	W
12/11	Kansas City	28-12	W
12/18	at New York Jets	21-27	L

359-304



## BILL PARCELLS YEAR BY YEAR (CONT.)

COACHING STAFF

**1989 NEW YORK GIANTS**  
**Record: 12-4 (H: 7-1 A: 5-3)**  
**1st Place NFC East**

9/11	at Washington	27-24	W
9/17	Detroit	24-14	W
9/24	Phoenix	35- 7	W
10/01	at Dallas	30-13	W
10/08	at Philadelphia	19-21	L
10/15	Washington	20-17	W
10/22	at San Diego	20-13	W
10/30	Minnesota	24-14	W
11/05	at Phoenix	20-13	W
11/12	at L.A. Rams	10-31	L
11/19	Seattle	15- 3	W
11/27	at San Francisco	24-34	L
12/03	Philadelphia	17-24	L
12/10	at Denver	14- 7	W
12/16	Dallas	15- 0	W
12/24	L.A. Raiders	34-17	W
			348-252

**NFC Playoff Game**

1/07	L.A. Rams (OT)	13-19	L
------	----------------	-------	---

**1990 NEW YORK GIANTS**  
**Record: 13-3 (H: 7-1 A: 6-2)**  
**1st Place NFC East**

9/09	Philadelphia	27-20	W
9/16	at Dallas	28- 7	W
9/23	Miami	20- 3	W
9/30	Dallas	31-17	W
10/14	at Washington	24-20	W
10/21	Phoenix	20-19	W
10/28	Washington	21-10	W
11/05	at Indianapolis	24- 7	W
11/11	at L.A. Rams	31- 7	W
11/18	Detroit	20- 0	W
11/25	at Philadelphia	13-31	L
12/03	at San Francisco	3- 7	L
12/09	Minnesota	23-15	W
12/15	Buffalo	13-17	L
12/23	at Phoenix	24-21	W
12/30	at New England	13-10	W
			335-211

**NFC Playoff Game**

1/13	Chicago	31-3	W
------	---------	------	---

**NFC Championship Game**

1/20	at San Francisco	15-13	W
------	------------------	-------	---

**Super Bowl XXV (Tampa, Fla.)**

1/27	Buffalo	20-19	W
------	---------	-------	---

**1993 NEW ENGLAND PATRIOTS**  
**Record: 5-11 (H: 3-5 A: 2-6)**  
**4th Place AFC East**

9/05	at Buffalo	14-38	L
9/12	Detroit (OT)	16-19	L
9/19	Seattle	14-17	L
9/26	at N.Y. Jets	7-45	L
10/10	at Phoenix	23-21	W
10/17	Houston	14-28	L
10/24	at Seattle	9-10	L
10/31	at Indianapolis	6-9	L
11/07	Buffalo (OT)	10-13	L
11/21	at Miami	13-17	L
11/28	New York Jets	0- 6	L
12/05	at Pittsburgh	14-17	L
12/12	Cincinnati	7-2	W
12/19	at Cleveland	20-17	W
12/26	Indianapolis	38- 0	W
1/02	Miami (OT)	33-27	W
			238-286

**1994 NEW ENGLAND PATRIOTS**  
**Record: 10-6 (H: 5-3 A: 5-3)**  
**2nd Place AFC East**

9/04	at Miami	35-39	L
9/11	Buffalo	35-38	L
9/18	at Cincinnati	31-28	W
9/25	at Detroit	23-17	W
10/02	Green Bay	17-16	W
10/09	L.A. Raiders	17-21	L
10/16	at New York Jets	17-24	L
10/30	Miami	3-23	L
11/06	at Cleveland	6-13	L
11/13	Minnesota (OT)	26-20	W
11/20	San Diego	23-17	W
11/27	at Indianapolis	12-10	W
12/04	New York Jets	24-13	W
12/11	Indianapolis	28-18	W
12/18	at Buffalo	41-17	W
12/24	at Chicago	13-3	W
			351-312

**AFC Wild-Card Playoff Game**

1/1	at Cleveland	13-20	L
-----	--------------	-------	---

**1995 NEW ENGLAND PATRIOTS**  
**Record: 6-10 (H: 3-5 A: 3-5)**  
**4th Place AFC East**

9/03	Cleveland	17-14	W
9/10	Miami	3-20	L
9/17	at San Francisco	3-28	L
10/01	at Atlanta	17-30	L
10/08	Denver	3-37	L
10/15	at Kansas City	26-31	L
10/23	Buffalo	27-14	W
10/29	Carolina (OT)	17-20	L
11/05	at New York Jets	20- 7	W
11/12	at Miami	34-17	W
11/19	Indianapolis	10-24	L
11/26	at Buffalo	35-25	W
12/03	New Orleans	17-31	L
12/10	New York Jets	31-28	W
12/16	at Pittsburgh	27-41	L
12/23	at Indianapolis	7-10	L
			294-377

**1996 NEW ENGLAND PATRIOTS**  
**Record:**

9/01	at Miami		
9/08	at Buffalo		
9/15	Arizona		
9/22	Jacksonville		
10/06	at Baltimore		
10/13	Washington		
10/20	at Indianapolis		
10/27	Buffalo		
11/03	Miami		
11/10	at New York Jets		
11/17	Denver		
11/24	Indianapolis		
12/01	at San Diego		
12/08	New York Jets		
12/15	at Dallas		
12/21	at New York Giants		



### ALL-TIME COACHES WITH 100 CAREER VICTORIES

Coaches	Yrs	Teams	Regular Season				Career Totals			
			W	L	T	Pct	W	L	T	Pct
Don Shula	32	Colts, Dolphins	328	156	6	.676	347	173	6	.665
George Halas*	40	Bears	318	148	31	.671	324	151	31	.671
Tom Landry*	29	Cowboys	250	162	6	.605	270	178	6	.601
Curly Lambeau*	33	G.B., Cards, Redskins	226	132	22	.624	229	134	22	.623
Chuck Noll*	23	Steelers	193	148	1	.566	209	156	1	.572
Chuck Knox	22	Rams, Bills, Seahawks	186	147	1	.558	193	158	1	.550
Paul Brown*	21	Browns, Bengals	166	100	6	.621	170	108	6	.609
Bud Grant*	18	Vikings	158	96	5	.620	168	108	5	.607
Steve Owen*	23	Giants	151	100	17	.595	153	108	17	.581
<b>Dan Reeves</b>	<b>15</b>	<b>Broncos, Giants</b>	<b>135</b>	<b>96</b>	<b>1</b>	<b>.584</b>	<b>143</b>	<b>103</b>	<b>1</b>	<b>.581</b>
Joe Gibbs*	12	Redskins	124	60	0	.674	140	65	0	.683
<b>Marv Levy</b>	<b>15</b>	<b>Chiefs, Bills</b>	<b>127</b>	<b>96</b>	<b>0</b>	<b>.570</b>	<b>138</b>	<b>103</b>	<b>0</b>	<b>.573</b>
Hank Stram	17	Chiefs, Saints	131	97	10	.571	136	100	10	.573
Weeb Ewbank	20	Colts, Jets	130	129	7	.502	134	130	7	.507
Sid Gilliam*	18	Rams, Chargers, Oilers	122	99	7	.550	123	104	7	.541
<b>M. Schottenheimer</b>	<b>12</b>	<b>Browns, Chiefs</b>	<b>116</b>	<b>66</b>	<b>1</b>	<b>.637</b>	<b>121</b>	<b>76</b>	<b>1</b>	<b>.614</b>
George Allen	12	Rams, Redskins	116	47	5	.705	118	54	5	.681
Don Coryell	14	Cardinals, Chargers	111	83	1	.572	114	89	1	.561
Mike Ditka**	11	Bears	106	62	0	.631	112	68	0	.622
John Madden	10	Raiders	103	32	7	.750	112	39	7	.731
Ray (Buddy) Parker	15	Cards, Lions, Steelers	104	75	9	.577	107	76	9	.581
<b>Bill Parcells</b>	<b>11</b>	<b>Giants, Patriots</b>	<b>98</b>	<b>76</b>	<b>1</b>	<b>.563</b>	<b>106</b>	<b>80</b>	<b>1</b>	<b>.570</b>
Tom Flores	12	Raiders, Seahawks	97	87	0	.527	105	90	0	.538
Vince Lombardi	10	Packers, Redskins	96	34	6	.728	105	35	6	.740
Bill Walsh	10	49ers	92	59	1	.609	102	63	1	.617

\* indicates Pro Football Hall of Fame inductee

\*\* Mike Ditka was enshrined into the Pro Football Hall of Fame as a player

• blue indicates active status entering 1996


### AUTHOR! AUTHOR!

Most who follow the game know of Bill Parcells' accomplishments on the field. But, what you may not have known is that the talented head coach is also an accomplished author. In the last nine years, he has released two books and was the subject of yet another.

His first release was in 1987 when he teamed up with acclaimed columnist Mike Lupica to write his autobiography, entitled *Parcells – The Biggest Giant of Them All*.

In 1989, Parcells and the New York Giants were the subjects of a book written by Jerry Izenberg. After a week covering every detail of the work that goes into the preparation for an NFL game, Izenberg produced *No Medals For Trying – A Week in the Life of a Pro Football Team*.

His most recent work, *Finding a Way to Win*, was released last fall. Unlike the previous two books, *Finding a Way to Win* is not a football book, but rather a book on the principles of leadership, teamwork and motivation as they relate to any organization, from football to Fortune 500. In this book, he describes the coaching philosophies which have brought him success throughout his career and how they translate to any organization or business endeavor.







## RECORDS OF ACTIVE NFL COACHES

Coach	Yrs	Teams	Regular Season				Career Totals			
			W	L	T	Pct	W	L	T	Pct
Dan Reeves	15	Broncos, Giants	135	96	1	.584	143	103	1	.581
Marv Levy	15	Chiefs, Bills	127	96	0	.570	138	103	0	.573
M.Schottenheimer	12	Browns, Chiefs	116	66	1	.637	121	76	1	.614
<b>Bill Parcells</b>	<b>11</b>	<b>Giants, Patriots</b>	<b>98</b>	<b>76</b>	<b>1</b>	<b>.563</b>	<b>106</b>	<b>80</b>	<b>1</b>	<b>.570</b>
George Seifert	7	49ers	86	26	0	.768	95	30	0	.760
Jim Mora	10	Saints	91	68	0	.572	91	72	0	.558
Ted Marchibroda	9	Colts, Ravens	71	67	0	.514	73	71	0	.507
Wayne Fontes	7	Lions	61	56	0	.521	62	60	0	.508
Jimmy Johnson	5	Cowboys, Dolphins	51	37	0	.580	58	38	0	.604
Bill Cowher	4	Steelers	43	21	0	.672	46	25	0	.648
Mike Holmgren	4	Packers	38	26	0	.594	42	29	0	.592
Bobby Ross	4	Chargers	39	25	0	.609	42	28	0	.600
Rich Kotite	5	Eagles	39	41	0	.488	40	42	0	.488
Dennis Green	4	Vikings	38	26	0	.594	38	29	0	.567
Barry Switzer	2	Cowboys	24	8	0	.750	26	9	0	.757
Dave Wannstedt	3	Bears	25	23	0	.521	26	24	0	.520
Lindy Infante	3	Packers, Colts	24	40	0	.375	24	40	0	.375
Dave Shula	4	Bengals	18	46	0	.281	18	46	0	.281
June Jones	2	Falcons	16	16	0	.500	16	17	0	.485
Mike Shanahan	3	Raiders, Broncos	16	20	0	.444	16	20	0	.444
Ray Rhodes	1	Eagles	10	6	0	.625	11	7	0	.611
Norv Turner	2	Redskins	9	23	0	.281	9	23	0	.281
Dennis Erickson	1	Seahawks	8	8	0	.500	8	8	0	.500
Jeff Fisher	2	Oilers	8	14	0	.364	8	14	0	.364
Mike White	1	Raiders	8	8	0	.500	8	8	0	.500
Rich Brooks	1	Rams	7	9	0	.438	7	9	0	.438
Dom Capers	1	Panthers	7	9	0	.438	7	9	0	.438
Tom Coughlin	1	Jaguars	4	12	0	.250	4	12	0	.250
Tony Dungy	0	Buccaneers	0	0	0	.000	0	0	0	.000
Vince Tobin	0	Cardinals	0	0	0	.000	0	0	0	.000

COACHING STAFF

## BILL PARCELLS' HONORS &amp; AWARDS

Below is a list of honors and awards Bill Parcells has received during his Patriots coaching career:



- Associated Press Coach of the Year (1994)
- United Press International Coach of the Year (1994)
- Maxwell Award Coach of the Year (1994)
- *USA Today* Coach of the Year (1994)
- *Pro Football Weekly* Coach of the Year (1994)
- *Football Digest* Coach of the Year (1994)
- *College and Pro Football Newsweek* AFC Coach of the Year (1994)

## DID YOU KNOW?

After a stellar collegiate playing career at Wichita State (1960-63), Bill Parcells was drafted in the seventh round by the Detroit Lions in the 1964 NFL draft. Parcells never pursued the opportunity to play professionally, opting instead for an assistant coaching position at Hastings College in Hastings, Neb. That decision initiated a coaching career which is now in its 31st year.



## PARCELLS ON PRIME TIME

**Overall: 12-12-1**  
**Home: 7-3-0    Away: 5-9-1**

**SUNDAY NIGHT FOOTBALL**

**Overall Record: 4-3-0**  
**Home: 2-2-0    Away: 2-1-0**

Date	Team	Opponents	Score	Network
10/06/85	Giants	Dallas	29-30 (L)	ABC
11/08/87	Giants	New England	17-10 (W)	ESPN
11/27/88	Giants	at New Orleans	13-12 (W)	ESPN
09/09/90	Giants	Philadelphia	27-20 (W)	TNT
09/26/93	Patriots	at N.Y. Jets	7-45 (L)	TNT
11/27/94	Patriots	at Indianapolis	12-10 (W)	ESPN
10/08/95	Patriots	Denver	3-37 (L)	TNT

**MONDAY NIGHT FOOTBALL**

**Overall Record: 8-9-1**  
**Home: 5-1-0    Away: 3-8-1**

Date	Team	Opponent	Score	Network
09/26/83	Giants	Green Bay	27- 3 (W)	ABC
10/24/83	Giants	at St. Louis	20-20 (T)	ABC
11/07/83	Giants	at Detroit	9-15 (L)	ABC
10/08/84	Giants	San Francisco	10-31 (L)	ABC
11/18/85	Giants	at Washington	21-23 (L)	ABC
09/08/86	Giants	at Dallas	28-31 (L)	ABC
10/27/86	Giants	Washington	27-20 (W)	ABC
12/01/86	Giants	at San Francisco	21-17 (W)	ABC
09/14/87	Giants	at Chicago	19-34 (L)	ABC
11/02/87	Giants	at Dallas	24-33 (L)	ABC
09/05/88	Giants	Washington	27-20 (W)	ABC
10/10/88	Giants	at Philadelphia	13-24 (L)	ABC
09/11/89	Giants	at Washington	27-24 (W)	ABC
10/30/89	Giants	Minnesota	24-14 (W)	ABC
11/27/89	Giants	at San Francisco	24-34 (L)	ABC
11/05/90	Giants	at Indianapolis	24- 7 (W)	ABC
12/03/90	Giants	at San Francisco	3- 7 (L)	ABC
10/23/95	Patriots	Buffalo	35-25 (W)	ABC

## PARCELLS IN OVERTIME

**Overall Record: 6-6-1 (.500)**  
**Home: 3-5-0    Away: 3-1-1**

Date	Team	Opponent	Score
09/11/83	Giants	at Atlanta	16-13 (W)
10/24/83	Giants	at St. Louis	20-20 (T)
09/29/85	Giants	at Philadelphia	16-10 (W)
10/18/87	Giants	at Buffalo	3- 6 (L)
12/06/87	Giants	Philadelphia	23-20 (W)
10/30/88	Giants	at Detroit	13-10 (W)
11/20/88	Giants	Philadelphia	17-23 (L)
01/07/90	Giants	L.A. Rams	13-19 (L)
09/05/93	Patriots	Detroit	16-19 (L)
11/07/93	Patriots	Buffalo	10-13 (L)
01/02/94	Patriots	Miami	33-27 (W)
11/13/94	Patriots	Minnesota	26-20 (W)
10/29/95	Patriots	Carolina	17-20 (L)



## PARCELLS VS. THE NFL

In 11 NFL seasons, Parcells has already accrued 106 career victories and won two NFL titles. He has claimed at least one victory against 26 of the 30 NFL teams. He has not yet coached against the New York Giants, the Jacksonville Jaguars or the Baltimore Ravens, but will meet each of the three this season. He has experienced his greatest individual series success against the Cardinals with a 12-4-1 record (.735 winning percentage). In terms of divisional opponents, Parcells has enjoyed his greatest success against the NFC Central (.739). Below is a team-by-team and division-by-division look at Parcells' record vs. the NFL:

Team	—Regular Season—						Playoffs			Career Totals		
	Patriots			Giants			(combined)					
	W	L	T	W	L	T	W	L	T	W	L	T
Arizona	1	0	0	11	4	1	0	0	0	12	4	1
Atlanta	0	1	0	3	0	0	0	0	0	3	1	0
Baltimore	0	0	0	0	0	0	0	0	0	0	0	0
Buffalo	3	3	0	0	2	0	1	0	0	4	5	0
Carolina	0	1	0	0	0	0	0	0	0	0	1	0
Chicago	1	0	0	0	1	0	1	1	0	2	2	0
Cincinnati	2	0	0	0	1	0	0	0	0	2	1	0
Cleveland	2	1	0	0	1	0	0	1	0	2	3	0
Dallas	0	0	0	9	7	0	0	0	0	9	7	0
Denver	0	1	0	2	0	0	1	0	0	3	1	0
Detroit	1	1	0	4	1	0	0	0	0	5	2	0
Green Bay	1	0	0	3	1	0	0	0	0	4	1	0
Houston	0	1	0	1	0	0	0	0	0	1	1	0
Indianapolis	3	3	0	1	0	0	0	0	0	4	3	0
Jacksonville	0	0	0	0	0	0	0	0	0	0	0	0
Kansas City	0	1	0	2	1	0	0	0	0	2	2	0
Miami	2	4	0	1	0	0	0	0	0	3	4	0
Minnesota	1	0	0	3	0	0	0	0	0	4	0	0
New England	—	—	—	2	0	0	0	0	0	2	0	0
New Orleans	0	1	0	3	2	0	0	0	0	3	3	0
N.Y. Giants	0	0	0	—	—	—	—	—	—	0	0	0
N.Y. Jets	3	3	0	2	1	0	0	0	0	5	4	0
Oakland	0	1	0	2	1	0	0	0	0	2	2	0
Philadelphia	0	0	0	9	7	0	0	0	0	9	7	0
Pittsburgh	0	2	0	1	0	0	0	0	0	1	2	0
San Diego	1	0	0	2	1	0	0	0	0	3	1	0
San Francisco	0	1	0	1	5	0	3	1	0	4	7	0
Seattle	0	2	0	1	2	0	0	0	0	1	4	0
St. Louis	0	0	0	2	4	0	1	1	0	3	5	0
Tampa Bay	0	0	0	2	1	0	0	0	0	2	1	0
Washington	0	0	0	10	6	0	1	0	0	11	6	0
<b>Totals</b>	<b>21</b>	<b>27</b>	<b>0</b>	<b>77</b>	<b>49</b>	<b>1</b>	<b>8</b>	<b>4</b>	<b>0</b>	<b>106</b>	<b>80</b>	<b>1</b>

Team	—Regular Season—						Playoffs			Career Totals		
	Patriots			Giants			(combined)					
	W	L	T	W	L	T	W	L	T	W	L	T
AFC East	11	13	0	6	3	0	1	0	0	18	16	0
AFC Central	4	4	0	2	2	0	0	1	0	6	7	0
AFC West	1	5	0	9	5	0	1	0	0	11	10	0
<b>Totals</b>	<b>16</b>	<b>22</b>	<b>0</b>	<b>17</b>	<b>10</b>	<b>0</b>	<b>2</b>	<b>1</b>	<b>0</b>	<b>35</b>	<b>33</b>	<b>0</b>

Team	—Regular Season—						Playoffs			Career Totals		
	Patriots			Giants			(combined)					
	W	L	T	W	L	T	W	L	T	W	L	T
NFC East	1	0	0	39	24	1	1	0	0	41	24	1
NFC Central	4	1	0	12	4	0	1	1	0	17	6	0
NFC West	0	4	0	9	11	0	4	2	0	13	17	0
<b>Totals</b>	<b>5</b>	<b>5</b>	<b>0</b>	<b>60</b>	<b>39</b>	<b>1</b>	<b>6</b>	<b>3</b>	<b>0</b>	<b>71</b>	<b>47</b>	<b>1</b>



## PATRIOTS' ALL-TIME COACHING RECORDS

Coach	Seasons	Years	Regular Season	Post-season	Pct.
			W- L- T	W- L- T	
Lou Saban*	1.5	1960-61	7-12-0	0-0-0	.368
Mike Holovak	7.5	1961-68	52-46-9	1-1-0	.573
Clive Rush**	1.5	1969-70	5-16-0	0-0-0	.238
John Mazur***	2.0	1970-72	9-21-0	0-0-0	.300
Phil Bengtson	0.5	1972	1- 4-0	0-0-0	.200
Chuck Fairbanks	6.0	1973-78	46-39-0	0-2-0	.529
Hank Bullough- Erhardt#		1978	0- 1-0	0-0-0	.000
Ron Erhardt	3.0	1979-81	21-27-0	0-0-0	.438
Ron Meyer##	2.5	1982-84	18-15-0	0-1-0	.529
Raymond Berry	5.5	1984-89	48-39-0	3-2-0	.554
Rod Rust	1.0	1990	1-15-0	0-0-0	.063
Dick MacPherson	2.0	1991-92	8-24-0	0-0-0	.250
Bill Parcells	3.0	1993-95	21-27-0	0-1-0	.438
All-Time Totals	36.0	1960-95	237-286-9	4-7-0	.452

\* Released after five games in 1961

\*\* Released after seven games in 1970

\*\*\* Released after nine games in 1972

# Ron Erhardt and Hank Bullough served as co-head coaches during Chuck Fairbanks' one-game suspension (12/18/78).

## Released after eight games in 1984

## Postseason Games

Coach	Games	Years	W-L-T	Pct.
Mike Holovak	2	1963	1-1- 0	.500
Chuck Fairbanks	2	1976,1978	0-2- 0	.000
Ron Meyer	1	1982	0-1- 0	.000
Raymond Berry	5	1985,1986	3-2- 0	.600
Bill Parcells	1	1994	0-1- 0	.000
Postseason Totals	11	7 Years	4-7- 0	.363

## Preseason Games


Coach	Games	Years	W- L-T	Pct.
Lou Saban	9	1960-61	7- 2-0	.778
Mike Holovak	27	1962-68	5-22-0	.185
Clive Rush	9	1969-70	2- 7-0	.222
John Mazur	12	1971-72	3- 9-0	.250
Chuck Fairbanks	34	1973-78	20-13-1	.603
Ron Erhardt	12	1979-81	7- 5-0	.583
Ron Meyer	12	1982-84	3- 9-0	.250
Raymond Berry	21	1985-89	10-11-0	.476
Rod Rust	4	1990	0- 4-0	.000
Dick MacPherson	8	1991-92	2- 6-0	.250
Bill Parcells	12	1993-95	5- 7-0	.417
Preseason Totals	156	1960-93	64-95-1	.403

## Opening Day Games

Coach	Games	Years	W- L-T	Pct.
Lou Saban	2	1960-61	0-2- 0	.000
Mike Holovak	7	1962-68	3-4- 0	.429
Clive Rush	2	1969-70	1-1- 0	.500
John Mazur	2	1971-72	1-1- 0	.500
Chuck Fairbanks	6	1973-78	2-4- 0	.333
Ron Erhardt	3	1979-81	1-2- 0	.333
Ron Meyer	3	1982-84	2-1- 0	.667
Raymond Berry	5	1985-89	5-0- 0	1.000
Rod Rust	1	1990	0-1- 0	.000
Dick MacPherson	2	1991-92	1-1- 0	.500
Bill Parcells	3	1993-95	1-2- 0	.333
Opening Day Totals	36	1960-95	17-19-0	.472



## BILL BELICHICK



**Assistant Head Coach  
Secondary  
22nd NFL Season  
1st Patriots Season**

COACHING STAFF

**COACHING:** Bill Belichick, a veteran of 21 NFL seasons and two Super Bowl Championships, was appointed assistant head coach on February 16, 1996. He is considered one of the premier defensive minds in the NFL and now rejoins head coach Bill Parcells' staff after a five-year head coaching assignment with the Cleveland Browns.

In his first year with the Patriots, his primary responsibilities will be to repair a secondary which allowed an average of 242.9 yards passing per game in 1995 – 25th in the NFL. One of the steps made to improve in that area was the offseason acquisition of unrestricted free agent Willie Clay, a big-play free safety who ranked second in the NFL with eight interceptions in 1995.

In five seasons with the Browns, Belichick compiled a 37-45 overall record (36-44 regular season), including a wild-card playoff victory over the Patriots in 1994. When he first accepted the head coaching responsibilities of the Cleveland Browns on February 5, 1991, the then 38-year-old Belichick was the youngest head coach in the NFL. The team he inherited was an aging squad whose 3-13 record in 1990 was the worst in franchise history. Yet, Belichick vowed to rebuild the Browns and to contend for a title within five years. In his first season at the helm, Belichick made a number of changes and guided his team to a 6-10 record with a team that lost six of those games by a total of 17 points. That season, the Browns surrendered just 18 turnovers, which set a franchise record and was just four turnovers shy of the NFL record of 14, set by the New York Giants in 1990. The Browns led the AFC with a +15 giveaway/takeaway ratio, a remarkable turnaround from an NFL low -24 in 1990.

In 1992, the Browns were 7-6 after 13 games and positioned to make a return to the playoffs, but lost the final three games of the regular season and finished 7-9, third in the AFC Central. Four of Cleveland's nine losses were decided by four points or less.

In 1993, the Browns opened the season with three consecutive victories, including wins over San Francisco and the Raiders, and sat atop the division with a 5-2 record after their first seven games. Yet, in the second half of the season, the Browns struggled in close games, losing five of the final seven games of the season by a touchdown or less. The Browns' second consecutive 7-9 finish was not indicative of the progress the team made during the campaign.

In 1994, Belichick finished 11-5, second only to the Pittsburgh Steelers in the AFC Conference. Cleveland eliminated the Patriots from the playoffs in the wild-card game but fell short of the AFC Championship game when the team lost to the Steelers in the next round. That year, Cleveland's special teams unit were rated the NFL's best by *The Dallas Morning News'* 19-category analysis. The Browns' defense allowed the fewest points in the NFL and set a Browns' 16-game record by allowing only 204 points. Offensively, Cleveland scored 340 points, the most by a Browns team since 1987 and allowed 14 sacks on the year – fewest in the NFL. Belichick earned AFC Coach of the Year honors from the Touchdown Club of Washington D.C. for his contributions and appeared to have established the Browns as one of the top contending teams of the '90s.





Entering the 1995 season, many prognosticators had tabbed Cleveland as a "darkhorse" in the NFL race, with some projecting an AFC title game finish to their season. But, that race ended abruptly on November 7, 1995 when Browns owner Art Modell dropped a hurdle that the team could not clear. On that day, Modell announced his intention to move the franchise to Baltimore for the 1996 season. Never before had an NFL coach had to endure the off-field distractions associated with such an announcement – for the final eight games of the season. Despite the Browns' 3-1 start to the season, the team managed just two more victories in their final 12 games and finished the season 5-11.

Belichick began his coaching career as a 23-year-old in 1975 as a special assistant to then-Baltimore head coach Ted Marchibroda. "He was a young man who was willing to work round-the-clock for nothing and learn everything he could about the game," Marchibroda recalled. "After training camp, we got him a hotel room across from mine and whatever we gave him, he did it well and thoroughly. The first thing you should know about Bill is that he's a worker, plus, he knows people and this is a people business. He's a good man, with good character and there's no doubt he knows defense."

A year later, Belichick joined Rick Forzano's staff with the Detroit Lions as an assistant special teams coach. In 1977, he instructed the Lions' tight ends and receivers under Tommy Hudspeth. He left the Lions after that season to join Red Miller's Denver Broncos staff as assistant special teams coach and assistant to defensive coordinator Joe Collier. In 1978, the New York Giants appointed Belichick to serve as a defensive assistant and special teams coach on Ray Perkins' staff. After the 1980 campaign, he drew the added responsibility of instructing the Giants' linebackers from 1981 to 1982 under then defensive coordinator Bill Parcells. In 1983, when Parcells was named head coach of the Giants, Belichick began coordinating the defense and continued instructing what would become one of the most dominate linebacking units of all-time. In 1985, he was officially appointed as the team's defensive coordinator, a position he held for six seasons. In 1990, he helped the Giants to their second NFL title in four years. Following the 1990 season, Belichick accepted his first NFL head coaching position with the Cleveland Browns.

**PLAYING:** Belichick played football, lacrosse and squash while attending college at Wesleyan University in Middletown, Conn. On the gridiron, he played center and tight end for the Cardinals during his three varsity seasons. The three-sport athlete finished his lacrosse career with 10 goals and 21 assists and was named the team's captain his senior year.

**PERSONAL:** Bill Belichick was born April 16, 1952 in Nashville, Tenn., but was raised in Annapolis, Md. He was a standout prep athlete at Annapolis High School, where he has since been inducted into the school's Hall of Fame. He attended Phillips Academy before enrolling at Wesleyan University, where he earned his bachelor's degree in economics, graduating in 1975. While in Cleveland, Belichick and his wife began the Bill and Debby Belichick Charity Foundation and in just three years they helped raise over \$125,000 for the Zelma George Home, a shelter for the homeless women and children in Cleveland. Bill and Debby have three children: Amanda (11), Stephen (9) and Brian (4).

**BACKGROUND:** Special assistant – Baltimore Colts NFL (1975); assistant special teams coach – Detroit Lions NFL (1976-77); assistant special teams coach and assistant to the defensive coordinator – Denver Broncos NFL (1978); special teams coach – New York Giants NFL (1979-80); linebackers coach – New York Giants NFL (1981-82); coordinate defense and linebackers – New York Giants NFL (1983-88); defensive coordinator and secondary – New York Giants NFL (1989-90); head coach – Cleveland Browns NFL (1991-95); assistant head coach and secondary – New England Patriots NFL (1996).


## HEAD COACHING RECORD:

Team	Years	—Regular Season—				—Playoffs—		
		W	L	T	Pct.	W	L	Pct.
Cleveland Browns	1991-95	36	44	0	.450	1	1	.500



## MAURICE CARTHON

COACHING STAFF



**Running Backs**  
**3rd NFL Season**  
**3rd Patriots Season**

**COACHING:** Maurice Carthon, now in his third season as an assistant coach, joined the New England Patriots coaching staff on February 8, 1994. A punishing blocking back during his eight-year NFL career, Carthon was a member of Bill Parcells' 1986 and 1990 Super Bowl Championship teams with the Giants. During his career, Carthon never missed a game due to injury. His only absence in eight seasons was due to an illness in the family. His determination and work ethic as a player was an important factor in his hiring. Carthon was hired as an offensive assistant in 1994 and has seen his coaching responsibilities grow in each of his three seasons on the staff. In 1995, he and Charlie Weis shared the running back responsibilities, a position which produced rookie sensation Curtis Martin. Martin developed from an unheralded prospect into one of the premier backs in the NFL. By season's end, Martin had shattered the franchise's single season rushing records with 1,487 yards and 14 touchdowns on 368 attempts. He was named Rookie of the Year and was the only rookie representative to play in the 1996 Pro Bowl. Fullback Sam Gash, who opened a number of holes for Martin, received league-wide attention by being selected as an alternate for the Pro Bowl. With Weis' reassignment as wide receivers coach, Carthon's responsibilities have increased once again. His focus in 1996 will be toward the continued development of the young running backs and fullbacks on the team.

**PLAYING:** During his career, Carthon was revered as one of the premier blocking backs in the NFL. He completed his eight-year NFL career with 300 carries for 950 yards and two touchdowns. He was also credited with 745 yards and a touchdown on 90 receptions. Statistically, his best performance came in 1986 when he rushed for an NFL career-high 260 yards and helped the New York Giants claim the first of two NFL titles during his seven-year tenure with the Giants. His NFL single-game career high came in 1990 when he gained 67 yards on 12 carries against the Phoenix Cardinals. He began his professional career in the United States Football League after being drafted by the New Jersey Generals in the eighth round of the 1983 USFL draft. In three seasons with the Generals, Carthon rushed for 2,102 yards and 20 touchdowns while being counted upon to block for the league's all-time leading rusher, Herschel Walker. In 1984, Carthon started all 18 games and finished the season with a professional career-high 1,042 yards rushing and 11 touchdowns. He made the successful transition to the NFL in 1985, when he signed with the New York Giants as a free agent and started eight of the 16 games. In seven seasons with the Giants, Carthon played six seasons for Bill Parcells and helped him claim two NFL championships. He ended his playing career as a member of the Indianapolis Colts in 1992 and retired following that season. As a collegian, Carthon twice earned All-Southland Conference honors while starring at Arkansas State. He was voted team captain his senior year and led the team in rushing with 682 yards.


**PERSONAL:** Maurice Carthon was born on April 24, 1961 in Chicago, Ill. A basketball and football star at Osceola (Ark.) High, he was voted state MVP



in basketball and earned all-conference honors in football. While at Arkansas State, he earned his undergraduate degree in physical education and science. After winning his second Super Bowl with the Giants, Carthon was honored by his hometown as the Osceola Man of the Year ... single.

**BACKGROUND:** Offensive assistant – New England Patriots NFL (1994); offensive assistant/running backs and special teams – New England Patriots NFL (1995); running backs – New England Patriots NFL (1996).

### ROMEO CRENNEL



**Defensive Line**  
**16th NFL Season**  
**4th Patriots Season**

**COACHING:** Romeo Crennel, a veteran of 15 NFL seasons and two Super Bowl Champions, joined the Patriots' coaching staff on January 25, 1993 when he was named the defensive line coach. In 1993, Crennel instructed a defensive front which made significant progress throughout the year. During the Patriots' season-ending four-game win streak, the defensive line responded by only allowing an average of 84.5 rushing yards per game. In 1994, the Patriots defense finished 19th against the rush and 16th against the pass, despite having one of the smallest units in the league. Through free agency, the Patriots added Tim Roberts and Reggie White in 1995, who joined second-year defensive end Troy Barnett on the defensive line to form a large, albeit inexperienced, defensive line. In all, Crennel utilized the situational rotation of six defensive linemen who combined for 190 tackles and 12.5 sacks. In 1996, Crennel will welcome an additional down linemen in the team's transition to a 4-3 defensive alignment. Crennel was first assigned to coach the defensive line in 1990 as an assistant on Bill Parcells' staff with the New York Giants. Crennel first entered the professional ranks in 1981, along with Parcells, as an assistant on Ray Perkins' staff with the Giants. During his 12-year (1981-92) coaching tenure in New York, the Giants made six playoff appearances, won three NFC Eastern Division championships and two Super Bowls. His coaching contributions helped lead the Giants to their first winning season in nine years and the first playoff berth since 1963. He began his coaching career as a graduate assistant at Western Kentucky in 1970 and continued as a full-time assistant from 1971-74. His first association with Parcells came the following year when Crennel joined the Texas Tech coaching staff as a defensive assistant. Parcells was the defensive coordinator at Tech during Crennel's three-year stint (1975-77). In 1978, he was named the defensive end coach at Ole Miss. He remained at Mississippi for two seasons before being named the defensive line coach at Georgia Tech in 1980. The following season, Crennel left the collegiate ranks and was reunited with Parcells as an assistant on Perkins' staff with the Giants.


**PLAYING:** Crennel was a four-year starter (1966-69) at Western Kentucky. He was one of the Hilltoppers top tacklers in each of his first three seasons. His senior year, he was elected team captain. But, when the Hilltoppers offensive line struggled early in the season, Crennel willingly gave up what would have been a sure shot at all-conference honors to offer his services at offensive tackle. The move helped solidify the offensive line and earned Crennel team MVP honors.



**PERSONAL:** Romeo Crennel is a native of Lynchburg, Va. He was a high school standout at both Fort Knox (Ky.) High and at Central High (Amherst, Va.). He earned his bachelor's degree in physical education at Western Kentucky and received his master's degree in education while serving as a graduate assistant in 1970. His brother, Carl, played linebacker with Hamilton in the Canadian Football League. Romeo and his wife, Rosemary, have three daughters, Lisa, Tiffany, and Kristin.

**BACKGROUND:** Graduate assistant - Western Kentucky (1970); defensive line coach - Western Kentucky (1971-74); defensive assistant - Texas Tech (1975-77); defensive end coach - Mississippi (1978-79); defensive line coach - Georgia Tech (1980); special assignments, special teams and defensive coach - New York Giants NFL (1981-82); special teams coach - New York Giants NFL (1983-89); defensive line coach - New York Giants NFL (1990-92); defensive line coach - New England Patriots NFL (1993-present).

## AL GROH



**Defensive Coordinator/  
Linebackers**  
**9th NFL Season**  
**4th Patriots Season**

**COACHING:** Al Groh, a veteran of eight NFL seasons and one Super Bowl Championship, was named defensive coordinator and linebackers coach on January 25, 1993. That year, the Patriots defense improved in nearly every statistical category, finishing sixth in the AFC in total defense. In addition, Groh's linebacking corps provided the foundation for the defense. Together, the unit recorded 21.5 of the team's 34 quarterback sacks. In 1994, the Patriots led the league in total takeaways with 40. The opportunistic defense recovered 18 fumbles and intercepted 22 passes which resulted in 115 of the Patriots' 351 points scored that year. In addition, the defense recorded 39 sacks, up five from the previous year. Last year was a transitional season for the Patriots, as six new players worked their way in the team's starting lineup. Despite ranking 28th overall in defense (22nd rush, 25th pass), the Patriots allowed just two 100-yard rushers and two 300-yard passers in 1995. Prior to joining the Patriots, Groh coached the linebackers on Bill Belichick's Cleveland Browns staff in 1992. From 1989 to 1991, Groh served as a defensive assistant with the New York Giants. In his first season as a member of Bill Parcells' coaching staff (1989), the Giants claimed the divisional title with a 12-4 record. The following year, the Giants defended their division title and triumphed over the Buffalo Bills 20-19 in Super Bowl XXV. During his 31-year coaching career, Groh has coached at nearly every level of competition and has instructed positions on both sides of the ball. His coaching success has hastened his ascent from his high school beginnings, through the collegiate ranks, to the professional level. During that time, Groh has served as a head coach, defensive coordinator, offensive coordinator and special teams coach. He began his coaching career in 1966 at Albemarle High in Charlottesville, Va. From 1968 to 1969, both Groh and Parcells coached as assistants on Tom Cahill's staff at Army. He left West Point in 1970 when he was presented an opportunity to return to his collegiate alma mater. He remained at Virginia for three seasons (1970-72) as a defensive assistant. From 1973 to 1977, Groh served as an assistant at the University of North Carolina, where he helped lure a standout recruit by the name of Lawrence Taylor. He left North Carolina in 1978 to become Parcells' defensive coordinator at the Air Force Academy, followed by a




season at Texas Tech in 1980. Groh was named the head coach at Wake Forest in 1981 and became the second-winningest coach in Deacon history during his six-year tenure (1981-86). He first joined the NFL elite in 1987 as an assistant with the Atlanta Falcons, but returned to the collegiate level the following season (1988) as the offensive coordinator at South Carolina. He held that position for one season before returning to the NFL with the New York Giants (1989).

**PLAYING:** Groh was a four-year letterman at the University of Virginia and played three seasons as a defensive end. He also lettered as a defenseman on the Cavaliers lacrosse team.

**PERSONAL:** Al Groh was born July 13, 1944 in New York City. He starred as a scholastic athlete at Chaminade High in Mineola, N.Y. He earned his bachelor's degree in commerce at the University of Virginia in 1967, while lettering in football and lacrosse. Al and his wife, Anne, have three children, Michael (12/19/71), Ashley Anne (7/18/74) and Matthew (5/27/80).

**BACKGROUND:** Assistant coach - Albemarle (Charlottesville, Va.) High (1966-67); assistant coach - Army (1968-69); defensive assistant - Virginia (1970-72); defensive assistant - North Carolina (1973-77); defensive coordinator - Air Force Academy (1978-79); defensive coordinator - Texas Tech (1980); head coach - Wake Forest (1981-86); special teams and tight ends - Atlanta Falcons NFL (1987); offensive coordinator - South Carolina (1988); linebackers coach - New York Giants NFL (1989-90); defensive coordinator - New York Giants NFL (1991); linebackers coach - Cleveland Browns NFL (1992); defensive coordinator - New England Patriots NFL (1993-present).

### FRED HOAGLIN



**Offensive Line**  
**19th NFL Season**  
**4th Patriots Season**

**COACHING:** Fred Hoaglin, a coaching veteran of 18 NFL seasons and two Super Bowl Championships, joined the Patriots as the offensive line coach on January 25, 1993. In his first season with New England, the Patriots offensive line improved significantly. The line allowed only 23 sacks all year, second in the NFL and 42 fewer than the 65 sacks allowed in 1992. In 1994, the line went one better, allowing only 22 sacks for the top-rated passing offense in the NFL. In 1995, the line surrendered just 27 sacks in 713 passing situations. The line was also responsible for much of the success of rookie running back Curtis Martin, who set franchise rushing records with 1,487 yards and 14 touchdowns. Left tackle Bruce Armstrong received all-star recognition and was voted to his fourth Pro Bowl. Prior to joining the Patriots, the former NFL all-pro center coached the New York Giants offensive linemen for eight seasons (1985-92). Six of those years (1985-90) were spent as an assistant on a Bill Parcells' staff, which won two Super Bowls and qualified for the playoffs four out of the six seasons. Prior to joining the Giants, Hoaglin handled the offensive line chores for the Detroit Lions for seven seasons (1978-84). The offensive line received much of the credit for paving the way to an NFL rushing title in 1981.

**PLAYING:** The Cleveland Browns selected Hoaglin, an offensive lineman from the University of Pittsburgh, in the sixth round of the 1966 NFL draft. He made the team and later broke into the starting lineup his rookie year. He






put together an iron-man string of 69 consecutive starts in the late '60s with the Browns. A versatile player, Hoaglin was capable of playing any position on the offensive line, but he spent the majority of his 11-year career at center. Hoaglin received one of the highest honors an NFL player can receive in 1969 when his peers elected him to the Pro Bowl. He played seven seasons in Cleveland before being traded to Baltimore in 1973. He spent the following two seasons in Houston (1974-75) before ending his career with the 1976 NFL expansion Seattle Seahawks. Hoaglin was a starter as both a center and linebacker at the University of Pittsburgh and was selected to play in the North-South All-Star game his senior year.

**PERSONAL:** Fred Hoaglin was born January 28, 1944, in Alliance, Ohio. In addition to his gridiron success, he also earned two varsity letters in golf while at the University of Pittsburgh and still considers it his favorite hobby. Hoaglin earned his bachelor's degree in industrial engineering in 1968. Fred and his wife, Janet, have two children – Patricia Compton (3/5/68) and George III "Rick" (9/23/70) – and two grandchildren – Andrew (5/28/87) and Kristina Compton (4/11/89).

**BACKGROUND:** Offensive line coach - Detroit Lions NFL (1978-84); offensive line coach - New York Giants NFL (1985-92); offensive line coach - New England Patriots NFL (1993-present).

## CHRIS PALMER



**Quarterbacks**  
**7th NFL Season**  
**4th Patriots Season**

**COACHING:** Chris Palmer, a veteran of six NFL seasons, was named quarterbacks coach on February 16, 1996 after three seasons of instructing the Patriots' wide receivers. Palmer, a former collegiate quarterback, last coached the position in 1985 for the USFL's New Jersey Generals. That year, Brian Sipe and Doug Flutie shared the position for the record-setting Generals offense. As the Patriots' quarterbacks coach, Palmer will be responsible for retooling the mechanics of fourth-year quarterback Drew Bledsoe and developing him into one of the premier passers in the NFL. Palmer was originally hired by Bill Parcells as his wide receivers coach on January 27, 1993. That year, rookie WR Vincent Brisby led all wide outs with 45 receptions. In 1994, the Patriots established an NFL first when five players caught more than 50 passes apiece. Tight end Ben Coates led all receivers and set a franchise record with 96 receptions, followed by WR Michael Timpson's 74 receptions – the most by a Patriots wide receiver since Stanley Morgan caught 84 passes in 1986. Running back Leroy Thompson added 65 receptions, followed by WR Vincent Brisby's 58 catches (904 yards) and Kevin Turner's 52 grabs. Last season, Brisby set a career high for his third consecutive season with 66 receptions. Palmer joined the Patriots in 1993 after three seasons (1990-92) as the receivers coach for the Houston Oilers. During that time, Houston boasted the top-ranked passing offense in the league and, in 1992, Palmer tutored a triumvirate of Pro Bowl receivers – Curtis Duncan, Ernest Givins and Haywood Jeffires. His move to the Patriots marked his return to the Northeast, where many Bostonians remember him from his head coaching days at Boston University. Palmer installed the run-n-shoot offense during his two seasons (1988-89) at Boston and produced one of the area's most




exciting collegiate programs. In 1989, the Terrier offense ranked 10th in the nation, highlighted by a passing offense which averaged 284.6 yards per game. Prior to coaching at Boston University, Palmer was the head coach at the University of New Haven. In two seasons (1986-87), the Chargers posted consecutive 8-2 records. In 1987, the team set records for consecutive wins (8) and points in a season (267), each of which have since been surpassed. In 1986, New Haven finished second in the nation in passing offense and broke 54 school records. Palmer's first professional coaching experience came in 1983 as the offensive line coach for the Montreal Concordes of the Canadian Football League. In 1984, Palmer accepted the opportunity to coach in the United States Football League as the receivers coach for the New Jersey Generals. That season, the Generals finished with a 14-4 record and qualified for the playoffs. The following season, Palmer was promoted to quarterbacks coach and offensive coordinator and helped orchestrate one of the league's most potent offenses. Palmer's offensive arsenal featured quarterbacks Brian Sipe and Doug Flutie in the same offensive backfield with Herschel Walker and Maurice Carthon. That season, Walker set a professional football single-season rushing record with 2,411 yards. Palmer began his coaching career as a collegiate assistant at the University of Connecticut in 1972. He coached the defensive line for three years (1972-74) before accepting his first offensive assignment in 1975 as the wide receivers coach at Lehigh. The following season, Palmer was named the offensive coordinator at Colgate, where he coached for seven years (1976-82). In 1977, the Red Raiders led the nation in offense averaging 486 yards per game.

**PLAYING:** Palmer played quarterback for the Southern Connecticut State Owls from 1968-71. He was selected to the New Haven Gridiron Club following his senior campaign.

**PERSONAL:** Chris Palmer was born September 23, 1949, in Mt. Kisco, N.Y. He attended Immaculate High in Danbury, Conn. before enrolling at Southern Connecticut State, where he earned both his bachelor's and master's degrees. Chris and his wife, Donna, have two children, Mark (2/24/77) and Kristin (9/22/80).

**BACKGROUND:** Assistant coach - Connecticut (1972-74); wide receivers coach - Lehigh (1975); offensive coordinator - Colgate (1976-82); offensive line coach - Montreal Concordes CFL (1983); receivers coach - New Jersey Generals USFL (1984); offensive coordinator and quarterback coach - New Jersey Generals USFL (1985); head coach - New Haven (1986-87); head coach - Boston (1988-89); receivers coach - Houston Oilers NFL (1990-92); receivers coach - New England Patriots NFL (1993-95); quarterback coach - New England Patriots NFL (1996).

### JOHNNY PARKER



**Strength & Conditioning**  
**13th NFL Season**  
**4th Patriots Season**

**COACHING:** Johnny Parker, a veteran of 12 NFL seasons and two Super Bowl Championships, was named the strength and conditioning coach on January 25, 1993. His first assignment as strength and conditioning coach was to develop a year-round conditioning routine for the players to utilize



during the offseason to help prevent injuries in the fall. Much to the credit of his program and the work ethic of the players, the Patriots survived the 1993 season nearly injury-free, an amazing recovery from the injury-plagued 1992 season. His ability to motivate players to participate in a year-round training program has been the key to Parker's success over the years. Following the 1994 season, the Professional Football Strength and Conditioning Coaches Society named Parker the recipient of their President's Award, given annually to the top strength and conditioning coach in the NFL. Parker downplayed the award, stating, "In a team sport, there are no individual honors. Any honor is a reflection on the efforts of the entire team."


Parker originally joined Bill Parcells' staff with the New York Giants in 1984 and made an immediate impact on the team with the initiation of his conditioning program. Prior to Parker's arrival, the Giants were decimated by injuries. Twenty-five players spent time on the injured reserve list in 1983 as the team struggled through a 3-12-1 season. That number was cut to seven in 1984 – Parker's first season with the Giants.

He began his coaching career as linebackers coach for Indianola Academy followed by a three-year stint (1974-76) at South Carolina as the squad's strength and conditioning coach. The following three years (1977-79) were spent at Indiana in a similar capacity. Parker implemented his conditioning program at Louisiana State in 1980, followed by four seasons at Mississippi (1981-83). His first professional assignment came in 1984 when he was hired by Parcells to join him in New York.

**PERSONAL:** Johnny Parker was born February 1, 1947, in Greenville, S.C., and raised in Shaw, Miss. He graduated from Shaw High, then matriculated to Ole Miss, where he earned his bachelor's degree in 1968. Parker continued his education with a master's degree from Delta State University. He visited the Soviet Union in 1983 and again in 1986 to study the methods of the Russian Olympic trainers and has incorporated a number of their techniques into his strength and conditioning practices. Johnny married the former Jane Cline of Covington, Ind. in 1979.

**BACKGROUND:** Linebackers coach - Indianola Academy (1969-73); strength and conditioning coach - South Carolina (1974-76); strength and conditioning coach - Indiana (1977-79); strength and conditioning coach - Louisiana State (1980); strength and conditioning coach - Mississippi (1981-83); strength and conditioning coach - New York Giants NFL (1984-92); strength and conditioning coach - New England Patriots NFL (1993- present).

## RAY PERKINS



**Offensive Coordinator**  
**18th NFL Season**  
**4th Patriots Season**

**COACHING:** Ray Perkins, a veteran of 17 NFL seasons, was named offensive coordinator on January 25, 1993. In April of 1993, the Patriots made quarterback Drew Bledsoe the first selection in the draft. Since then, Perkins has integrated an offensive scheme designed to take full advantage of Bledsoe's potential. As a rookie, Bledsoe started 12 games and set a franchise rookie passing record. In 1994, the Patriots boasted the league's top-rated passing offense and set franchise passing records with 699 attempts, 405 completions and 4,444 total net yards for the year. Perkins' hiring in 1993 marked his return to the team that gave him his first NFL



assignment in 1974 and had once drafted him in 1966. Since then, Perkins has coached on both the NFL and collegiate levels and has gained 14 years of head coaching experience along the way. In eight NFL seasons as a head coach, he registered a 43-77 overall record. He began coaching at Mississippi State in 1973. The following year, he joined Chuck Fairbanks' staff as receivers coach for the Patriots. He left New England after four seasons (1974-77) to accept the offensive coordinator duties for the San Diego Chargers (1978), where he instructed an offensive arsenal featuring quarterback Dan Fouts, wide receiver Charlie Joiner and running back Lydell Mitchell. The following year, Perkins was named the head coach of the New York Giants. By 1981, Perkins had assembled a staff in New York that included Bill Parcells (defensive coordinator), Bill Belichick (linebackers) and Romeo Crennel (special teams) as assistants and led the Giants to their first winning season in nine years. In 1983, Perkins left the Big Apple to return to his alma mater as the successor to Paul "Bear" Bryant at the University of Alabama. In four seasons (1983-86), he led the Crimson Tide to three bowl appearances and accumulated a 32-15-1 record. He returned to the NFL in 1987 to serve as the head coach for the Tampa Bay Buccaneers (1987-90). In 1992, Perkins returned to coaching after a year's absence to head the Arkansas State staff, where he coached for one season before returning to the NFL with the Patriots.

**PLAYING:** Perkins was selected by both the Boston Patriots in the fifth round of the 1966 AFL draft and the Baltimore Colts in the seventh round of the 1966 NFL draft. The sure-handed receiver chose to play for the Colts and corralled 93 passes for 1,538 yards and 11 touchdowns in six seasons (1967-72) with the Colts. He was a member of two Super Bowl teams, including the 1971 Super Bowl championship team, before a knee injury forced him into an early retirement in 1972. He was recruited to Alabama as a fullback in 1962 by the late Bear Bryant. A head injury in spring drills led to brain surgery and caused his position transformation from fullback to wide receiver. After redshirting in 1963, Perkins completed one of the finest receiving careers in Crimson Tide history. His 63 receptions for 908 yards and nine touchdowns were thrown from three All-American quarterbacks; Joe Namath (1964), Steve Sloan (1965) and Kenny Stabler (1966). Alabama rolled up a 30-2-1 record during Perkins' career (1964-66), including national championships in 1964 and 1965. Perkins co-captained the 1966 squad while earning consensus All-America acclaim and SEC Player of the Year honors.

**PERSONAL:** Walter Ray Perkins was born November 6, 1941, in Mt. Olive, Miss. He was blessed with tremendous athletic ability and was an outstanding prep athlete in football, basketball, baseball and track. He earned All-American honors as a fullback at Petal (Miss.) High and in his only season playing hoops, he was a first-team all-state selection. While at Alabama, Perkins also competed in track as a member of the Crimson Tide's relay team and as a sprinter. He was inducted into the Alabama Hall of Fame in 1990. Ray is the father of two sons, Tony, a graphic arts designer in Tuscaloosa, Ala., and Mike, the video director for the Jacksonville Jaguars. Ray and his wife Lisa reside in Wrentham, Mass.


**BACKGROUND:** Assistant coach - Mississippi State (1973); receivers coach - New England Patriots (1974-77); offensive coordinator - San Diego Chargers (1978); head coach - New York Giants (1979-82); head coach - Alabama (1983-86); head coach - Tampa Bay Buccaneers (1987-90); head coach - Arkansas State (1992); offensive coordinator - New England Patriots (1993-present).

#### HEAD COACHING RECORD:

Team	Years	—Regular Season—				—Playoffs—		
		W	L	T	Pct.	W	L	Pct.
New York Giants	1979-82	23	34	0	.404	0	0	.000
Tampa Bay Buccaneers	1987-90	20	43	0	.317	0	0	.000



## MICHAEL POPE



**Tight Ends**  
**14th NFL Season**  
**3rd Patriots Season**

COACHING STAFF


**COACHING:** Michael Pope, a veteran of 13 NFL seasons and two Super Bowl Championships, joined the New England Patriots coaching staff on Feb. 8, 1994. During the 1994 season, Pope tutored the team's running backs – a group responsible for 137 of the team's 405 receptions, which set franchise and NFL records respectively. On January 27, 1995, he was assigned the Patriots' tight ends – a position he has coached for the majority of his NFL coaching career. With the position change, Pope inherited Patriots All-Pro Ben Coates as his top pupil. In 1995, Coates led the Patriots in receptions for the third consecutive season with 84 catches for 915 yards and six touchdowns. Once again, he earned All-Pro honors and was selected to his second consecutive Pro Bowl. Prior to joining the Patriots, Pope served two seasons (1992-93) on Dave Shula's staff in Cincinnati. In 1993, he was promoted to offensive coordinator after serving the 1992 season as the Bengals' tight ends position coach. He joined the Bengals staff after serving nine seasons with the Giants. He made his NFL coaching debut as an assistant special teams coach on Bill Parcells' original staff in New York in 1983. In 1984, he accepted the tight end responsibilities and has since coached four players – Zeke Mowatt (1983), Mark Bavaro (1985), Howard Cross (1989) and Tony McGee (1993) – who were selected to the NFL's All-Rookie team. During his Giants tenure, Pope groomed one of the game's all-time greats, tight end Mark Bavaro, who helped lead the Giants to Super Bowl Championships in 1986 and 1990. Pope began coaching at Lenoir (N.C.) High in 1964. He later coached at high schools in Charlotte, N.C., Jacksonville, Fla., and Lake Wales, Fla. and twice guided his teams to the Florida State High School Championship game. He progressed to the collegiate ranks in 1970 as a graduate assistant at Florida State. It was at Florida State that Pope first coached on the same staff as Parcells, who was the Seminoles linebackers coach at the time. Pope spent five seasons at Florida State before rejoining Parcells at Texas Tech in 1975. He served as an assistant coach and recruiter at Texas Tech through 1977. In 1978, Ole Miss head coach Steve Sloan hired Pope as his receivers coach, where he drew the dual responsibility of coaching the punters and kickers. Pope remained at Ole Miss through the 1982 season. In 1983, Parcells hired Pope when he was assembling his staff with the New York Giants.

**PLAYING:** Pope played quarterback at Lenoir Rhyne College, where he won all-conference honors three consecutive seasons. Pope led the team to three divisional championship games and claimed one national title. Lenoir-Rhyne established a 34-8-3 record during Pope's playing career.

**PERSONAL:** Michael Pope was born March 15, 1942 in Monroe, N.C. He was a standout prep athlete at Monroe High, where he earned all-conference recognition in three sports – football, basketball and baseball. Michael has two sons, Travus (2/27/76) and Daron (2/20/78).

**BACKGROUND:** Head coach - Lenoir (N.C.) High (1964-65); head coach - Olympic (Charlotte, N.C.) High (1966); head coach - Wolfson (Jacksonville, Fla.) High (1967); head coach - Lake Wales (Fla.) High (1968-69); assistant coach - Florida State (1970-74); assistant coach and recruiter - Texas Tech (1975-77); assistant coach - Mississippi (1978-82); assistant special teams coach - New York Giants NFL (1983); tight ends coach - New York Giants NFL (1984-91); offensive coordinator and tight ends coach - Cincinnati Bengals NFL (1992-93); running backs coach - New England Patriots NFL (1994); tight ends coach - New England Patriots NFL (1995-present).



**DANTE SCARNECCHIA****Defensive Assistant –  
Linebackers****15th NFL Season****13th Patriots Season**

**COACHING:** Dante Scarnecchia, now in his 15th NFL season and 13th with the Patriots, was named to Bill Parcells' staff on January 27, 1993. In the past three years with the Patriots Scarnecchia has served as a defensive assistant, working closely with defensive coordinator Al Groh in instructing the squad's linebacking corps. When Parcells selected his staff in 1993, Scarnecchia was the only Patriot assistant retained from the 1992 coaching staff. From 1991 to 1992, he coached the tight ends and special teams on Dick MacPherson's staff. On November 4, 1992, MacPherson fell ill and appointed Scarnecchia to serve as the team's spokesman in his absence. Scarnecchia fulfilled the obligation for seven of the Patriots' final eight games and held the responsibilities of the head coach for both of the Patriots' victories in 1992. Scarnecchia originally joined the Patriots and made his NFL coaching debut in 1982 as a member of Ron Meyer's staff. He coached the tight ends and special teams for the Patriots for seven seasons (1982-88) before moving on to Indianapolis with Ron Meyer in 1989. He rejoined the Patriots in 1991 after spending two seasons (1989-90) as the Colts' offensive line coach. His coaching career began in 1970 as the offensive line coach at California Western University. He moved to Iowa State in 1973, where he served as the assistant offensive line and defensive backfield coach. He spent the 1975 and 1976 campaigns at Southern Methodist University, before becoming Pacific University's offensive line coach and recruiting coordinator (1977-78). In 1979, Scarnecchia coached at Northern Arizona and then accepted an opportunity to return to Ron Meyer's staff at SMU as the offensive line coach in 1980. In 1982, Meyer was hired as the head coach of the New England Patriots and Scarnecchia was among a number of the SMU assistants who were added to his staff.


**PLAYING:** Scarnecchia played offensive guard and center at California Western University from 1968-70. He began his collegiate career at Taft Junior College in 1966 before transferring to California Western.

**PERSONAL:** Dante Scarnecchia was born February 15, 1948, in Los Angeles, Calif. Scarnecchia holds a master's degree in physical education from U.S. International. Dante and his wife, Susan, have a son, Steve (3/10/78) and a daughter, Lisa (10/28/81).

**BACKGROUND:** Offensive line coach - California Western (1970-72); offensive line coach - Iowa State (1973); defensive backfield coach - Iowa State (1974); offensive line coach - Southern Methodist (1975-76); offensive line coach and recruiting coordinator - Pacific (1977-78); offensive line coach - Northern Arizona (1979); offensive line coach - Southern Methodist (1980-81); tight ends and special teams - New England Patriots NFL (1982-88); offensive line coach - Indianapolis Colts NFL (1989-90); tight ends and special teams - New England Patriots NFL (1991-92); special assistant - New England Patriots NFL (1993-1994); defensive assistant/linebackers - New England Patriots NFL (1995-present).



## MIKE SWEATMAN



**Special Teams**  
**13th NFL Season**  
**4th Patriots Season**


COACHING STAFF

**COACHING:** Michael Sweatman, a veteran of 12 NFL seasons and two Super Bowl Championships, was named the special teams coach for the Patriots on January 25, 1993. In that role, Sweatman is responsible for the punters, kickers and each of the special teams units. In the past two years, veteran placekicker Matt Bahr has turned in career-high performances. In 1994, he scored a career-high 117 points. Last year, he successfully kicked a career-long and franchise record 55-yard field goal. Since joining the Patriots in 1993, Bahr has scored in every game (35 straight) and has yet to miss an extra point attempt. Prior to joining the Patriots, Sweatman spent eight seasons (1985-92) with the New York Giants, including six seasons (1985-90) as a member of Bill Parcells' staff. He joined the NFL coaching fraternity in 1984 as the outside linebackers/special teams coach of the Minnesota Vikings. A two-time all-conference linebacker at Kansas, Sweatman received his first coaching opportunity as a graduate assistant with the Jayhawks in 1968. In 1969 he joined the Marine Corps and served four years of active duty as an infantry officer. In 1969, he played linebacker for the Quantico Marines football team, and in 1970, he was asked to coach one of the Marine teams – the Okinawa Devil Dogs. During his final two years of active duty, he served as an assistant coach for the Quantico Marines (1971-72). He rejoined the Kansas staff as an assistant in 1973. From there, Sweatman accepted assistant coaching opportunities at Coffeyville (1975-76), Tulsa (1977-78), Kansas (1979-82), and Tennessee (1983) before his introduction to the NFL with the Minnesota Vikings in 1984.

**PLAYING:** Sweatman was a three-year letterman (1965-67) at Kansas and twice earned All-Big Eight honors as a linebacker. In 1967, he was elected team captain, earned academic All-American acclaim and was selected to participate in two senior all-star games – the East-West Shrine Game and the Hula Bowl. While stationed at the Quantico Marine Base in 1969, Sweatman played linebacker for the Marines football team.

**PERSONAL:** Michael Sweatman was born in Kansas City, Mo. and attended North Kansas City High. He then matriculated to the University of Kansas where he played linebacker and also earned a varsity letter in wrestling as co-captain of the 1966 squad. He earned his bachelor's degree in physical education and later returned to Kansas for his master's degree. He served four years on active duty in the U.S. Marine Corps as an infantry officer. After completing 26 years of commissioned service in the Marine Reserve, Sweatman recently transferred to the Retired Reserve. Mike and his wife, Teri, have three sons – Tom, Chris and Dan.

**BACKGROUND:** Graduate assistant - Kansas (1968); head coach - Okinawa (1970); assistant coach - Quantico Marines (1971-72); assistant coach - Kansas (1973); assistant coach - Coffeyville (1975-76); assistant coach - Tulsa (1977-78); assistant coach - Kansas (1979-82); assistant coach - Tennessee (1983); linebackers and special teams coach - Minnesota Vikings NFL (1984); assistant special teams coach - New York Giants NFL (1985-89); special teams coach - New York Giants NFL (1990-92); special teams coach - New England Patriots NFL (1993-present).

**CHARLIE WEIS**

**Wide Receivers**  
**7th NFL Season**  
**4th Patriots Season**

**COACHING:** Charlie Weis, a veteran of six NFL seasons and one Super Bowl Championship, joined the Patriots' coaching staff on January 25, 1993. In his first two seasons (1993-94) with the Patriots, Weis served as the team's tight ends coach, a position which produced All-Pro tight end Ben Coates. In 1994, Coates set a franchise record with 96 catches and earned his first trip to the Pro Bowl. In 1995, Weis was re-assigned to coach the Patriots' running backs – a position which had lost its top three rushers from the previous season. Yet, by season's end, third round draft choice Curtis Martin emerged as one of the premier running backs in the league while setting franchise rushing records with 1,487 yards and 14 touchdowns. Martin ran away with Rookie of the Year honors and was the only rookie representative in the 1996 Pro Bowl. Weis drew his third coaching assignment in as many years on February 16, 1996 when he was assigned the squad's wide receivers. This year, his challenge will be to develop the receiving corps, which includes Vincent Brisby, Shawn Jefferson and Terry Glenn, into one of the elite groups in the NFL. Prior to joining the Patriots, Weis served a three-year assignment (1990-92) with the New York Giants, including one season on the staff of Bill Parcells. Upon the completion of his undergraduate studies, Weis began a coaching and teaching career at Boonton High in New Jersey in 1979. He coached football, basketball and baseball, while also teaching English. In 1980, he moved to Morristown (N.J.) High, where he assumed similar responsibilities. He moved up to the collegiate ranks in 1985 as an assistant at South Carolina (1985-88). In 1989, he returned to New Jersey to accept the head coaching responsibilities at Franklin Township High, which he directed to the New Jersey State Championship title. During the '89 season, Weis assisted Tim Rooney in the New York Giants' pro personnel department. That opportunity presented him with the chance to display his knowledge of the game, which led to his hiring in 1990 by Bill Parcells as a defensive assistant and assistant special teams coach. In 1991, Ray Handley assigned Weis to direct the Giants' running backs, which he did through the 1992 season.

**PERSONAL:** Charles Weis was born March 30, 1956, in Trenton, N.J. He was an athletic and scholastic prep standout at Middlesex (N.J.) High. He then matriculated to the University of Notre Dame, where he earned his bachelor's degree in communications and education, graduating Cum Laude. While coaching at South Carolina, Weis earned his master's degree in education. Charlie and his wife Maura have two children, Charles Joseph (4/29/93) and Hannah Margaret (4/7/95).

**BACKGROUND:** Coach - Boonton (N.J.) High (1979); coach - Morristown (N.J.) High (1980-85); assistant coach - South Carolina (1985-88); head coach - Franklin Township (N.J.) High (1989); defensive assistant and special teams assistant coach - New York Giants NFL (1990); running backs coach - New York Giants NFL (1991-92); tight ends coach - New England Patriots NFL (1993-1994); running backs coach - New England Patriots NFL (1995); wide receivers coach - New England Patriots (1996).



## ALL-TIME COACHES ROSTER

NAME	POSITION	TOTAL YEARS	YEARS OF SERVICE
Atkins, David	Offensive Backs	1	1993
Beatty, Bruce	Offensive Line	4	1969-72
Bengtson, Phil	Head Coach (Interim)	0.5	1972
Berry, Raymond	Receivers	4	1978-81
	Head Coach	5.5	1984-89
Blackmon, Don	Staff Assistant	1	1988
	Linebackers	2	1989-90
Brittenham, Dean	Strength/Conditioning	3	1985-87
Brasher, Tommy	Linebackers	3	1982-84
Bruney, Fred	Defensive Backfield	2	1962-63
Bryant, Cleve	Offensive Backfield	3	1982-84
Bullough, Hank	Defensive Line	7	1973-79
Campbell, Marion	Defensive Line	2	1962-63
Cappelletti, Gino	Special Teams	3	1979-81
<b>Carthon, Maurice</b>	<b>Offensive Assistant</b>	<b>2</b>	<b>1994-95</b>
Carr, Jim	Defensive Backfield	5	1985-89
Caruthers, LeBaron	Strength/Conditioning	3	1982-84
Collier, Joe	Defensive Backfield	2	1960-61
	Defensive Coordinator	2	1991-92
Collier Joel	Asst. RB's/Wide Receivers	2	1991-92
Coury, Dick	Offensive Coordinator	2	1991-92
<b>Crennel, Romeo</b>	<b>Defensive Line</b>	<b>3</b>	<b>1993-95</b>
Crosby, Steve	Special Teams/TE	1	1990
Dotsch, Rollie	Outside Linebackers	2	1975-76
Elias, Bill	Defensive Backfield	2	1969-70
Endicott, Steve	Receivers	2.5	1982-84
Erber, Lew	QB's/Off. Coordinator	3	1982-84
Erhardt, Ron	Offensive Backfield	6	1973-78
	Head Coach	3	1979-81
Evans, Dick	Defensive Line	2	1971-72
Fairbanks, Chuck	Head Coach	6	1973-78
Fears, Ivan	Wide Receivers	2	1991-92
Fletcher, Tom	Defensive Backfield	2	1971-72
Gerber, Norm	Inside Linebackers	2	1991-92
Gibson, Claude	Defensive Backfield	1	1968
Grier, Bobby	Offensive Backfield	9	1981, 85-92
<b>Groh, Al</b>	<b>Defensive Coordinator/LBs</b>	<b>3</b>	<b>1993-95</b>
Hamilton, Ray	Asst. Defensive Line	5	1985-89
<b>Hoaglin, Fred</b>	<b>Offensive Line</b>	<b>3</b>	<b>1993-95</b>
Holovak, Mike	Offensive Backfield	1.5	1960-61
	Head Coach	7.5	1961-68
Humenuik, Rod	Asst. Head Coach/Off. Line	5	1985-88
	Offensive Line	3	1990-92
Jackson, Harold	Asst. Receivers/Receivers	5	1985-89
Jones, Stan	Defensive Line	2	1991-92
Khayat, Eddie	Defensive Line	5	1985-89
Kinard, Billy	Defensive Backfield	2	1979-80
Lantz, Rick	Linebackers	1	1981
Lindsey, Dale	Defensive Line	1	1990
Loudd, Rommie	Linebackers	1	1966
MacPherson, Dick	Head Coach	2	1991-92
McLaughlin, Leon	Offensive Line	1	1977
Mazur, John	Offensive Backfield	1.5	1969-70
	Head Coach	2.5	1970-72
Meyer, Ron	Head Coach	2.5	1982-84



## ALL-TIME COACHES ROSTER (CONT.)

NAME	POSITION	TOTAL YEARS	YEARS OF SERVICE
Meyer, John	Linebackers	4	1969-72
Miller, Burnie	Special Teams	1	1972
Miller, Red	Offensive Line	6	1960-61, 73-76
Moore, Myrel	Outside Linebackers	2	1991-92
Mora, Jim	Defensive Coordinator	1	1982
Morris, Guy	Asst. Offensive Line	2	1988-89
Muir, Bill	Offensive Line	3	1982-84
Nelsen, Bill	Quarterbacks	2	1973-74
Nelson, Steve	Linebackers	1	1990
<b>Palmer, Chris</b>	<b>Wide Receivers</b>	<b>3</b>	<b>1993-95</b>
<b>Parcells, Bill</b>	<b>Linebackers</b>	<b>1</b>	<b>1980</b>
	<b>Head Coach</b>	<b>3</b>	<b>1993-95</b>
<b>Parker, Johnny</b>	<b>Strength and Conditioning</b>	<b>3</b>	<b>1993-95</b>
Parilli, Babe	Quarterbacks	1	1981
<b>Perkins, Ray</b>	<b>Receivers</b>	<b>4</b>	<b>1974-77</b>
	<b>Offensive Coordinator</b>	<b>3</b>	<b>1993-95</b>
Polonchek, John	Quarterbacks/Special Asst. to Head Coach	12	1975-80, 85-90
<b>Pope, Mike</b>	<b>Running Backs</b>	<b>1</b>	<b>1994</b>
	<b>Tight Ends</b>	<b>1</b>	<b>1995</b>
Raye, Jimmy	Off. Coordinator/QB	1	1990
Richardson, Jesse	Defensive Line	5	1965-69
Ringo, Jim	Offensive Line	4	1978-81
Roach, Dick	Defensive Backs	1	1981
Rowan, Keith	Special Teams	1	1989
Rush, Clive	Head Coach	1.5	1969-70
Rust, Rod	Defensive Coordinator	5	1983-87
	Head Coach	1	1990
Rutigliano, Sam	Off. Backs/Receivers	3	1971-73
Saban, Lou	Head Coach	1.5	1960-61
<b>Scarnecchia, Dante</b>	<b>Special Teams/Tight Ends</b>	<b>9</b>	<b>1982-88, 1990-92</b>
	<b>Special Assistant</b>	<b>2</b>	<b>1993-94</b>
	<b>Defensive Asst./Linebackers</b>	<b>1</b>	<b>1995</b>
Shinnick, Don	Linebackers	5	1985-89
Shurmur, Fritz	Defensive Line	4	1978-81
Sidwell, Steve	Linebackers	3	1982-84
Simmons, Jerry	Strength/Conditioning	3	1988-90
Smith, Jerry	Defensive Line	2	1960-61
Spinney, Art	Offensive Line	7	1962-68
Steckel, Les	Quarterbacks/Receivers	4	1985-88
Stoltz, Jerry	Receivers	4	1969-72
Sumner, Charlie	Linebackers/Def. Backfield	6	1973-78
	Def. Coordinator/DB	1	1990
<b>Sweatman, Mike</b>	<b>Special Teams</b>	<b>3</b>	<b>1993-95</b>
Taseff, Carl	Defensive Backfield	1	1964
Trott, Bob	Defensive Backs	3	1993-95
Uyrus, Dave	Asst. Special Teams/DL	2	1991-92
Valek, Jim	Special Teams	3	1973-75
Walker, Dick	Defensive Backs	1	1977
Walters, Steve	Defensive Backs	3	1982-84
Weaver, Larry	Defensive Backfield	4	1973-76
Weber, Chuck	Def. Line/Backfield	4	1964-67
<b>Weis, Charlie</b>	<b>Tight Ends</b>	<b>2</b>	<b>1993-94</b>
	<b>Running Backs</b>	<b>1</b>	<b>1995</b>
West, Charlie	Defensive Backs	2	1991-92
Wood, Richard	Receivers	2	1989-90
Yewcic, Tom	Off. Backfield/Sp. Teams	3	1976-78



# Veterans





Photo by Paul Spinelli/NFLP



## 50 BOBBY ABRAMS

**Linebacker****6-4 • 242 • 7th Year****UFA (Minnesota) '95****Michigan****Born: April 12, 1967****Detroit, Mich.**

**Transactions:** Bobby Abrams signed with the Patriots as an unrestricted free agent on March 1, 1995 after playing two seasons with the Minnesota Vikings (1993-94) ... originally signed with the New York Giants as a rookie free agent on April 26, 1990 ... granted free agency on February 1, 1992 ... re-signed by the Giants (1992) ... released and claimed on waivers by Dallas (9/1/92) ... released by Dallas (10/6/92) ... signed by Cleveland (10/8/92) ... released by Cleveland (11/7/92) ... signed by Giants (11/9/92) ... released by Giants (11/21/92) ... signed by Dallas (4/26/93) ... released by Dallas (8/30/93) ... re-signed by Dallas (8/31/93) ... released by Dallas (11/26/93) ... signed by Minnesota (12/7/93).

**Extra Points**

- Bobby is a certified history teacher and aspires to become a school principal after his NFL career.
- Bobby was one of only three rookie free agents to play for the Giants in Super Bowl XXV.
- Bobby Sr. was a three-time Golden Gloves boxing champion in Detroit, Mich.

**NFL Career GP/GS (regular season-74/3, playoffs-5/0):** Abrams originally signed with the New York Giants as a rookie free agent in 1990 and has played six NFL seasons as a valuable reserve and special teams performer ... he is a tremendous utility player, providing experience at both inside and outside linebacker positions and is a leader on all special teams units ... in six seasons, the Michigan product has totaled 39 defensive tackles and 45 special teams stops. **1995 (9/1):** Saw limited action at outside linebacker, recording two tackles and two passes defended ... was a valuable addition to the Patriots special teams units, providing nine total tackles, including eight solo stops ... was listed among the Patriots' inactive players prior to seven games, including the first two games of the season and a four game stretch from Nov. 12 - Dec. 3 ... made his first NFL start in four years at Kansas City (10/15) when he was asked to replace Marty Moore at inside linebacker, who had filled in for an injured Ted Johnson in each of the previous three weeks ... recorded two tackles and the first two passes defended in his career in the loss to the Chiefs (10/15). **1994 (16/0, 1/0-Minnesota):** Played in every game for the Vikings ... saw reserve action at middle linebacker and was utilized on a variety of special teams units ... wreaked havoc on special teams, finishing the year with a team-leading 28 special teams tackles ... recorded two defensive tackles, including one tackle in the fourth quarter vs. San Francisco in season finale (12/26) ... recorded five special teams tackles at Tampa Bay (10/30), the most by a Viking during Dennis Green's tenure ... filled in at middle linebacker for the entire fourth quarter at Tampa Bay (10/30) ... he was counted upon heavily for his veteran experience and leadership on special teams, which helped the Vikings to a 10-6 overall record and their third playoff berth in as many years. **1993 (9/0, 1/0) (5/0-Dallas; 4/0, 1/0-Minnesota):** Started the season with the Dallas Cowboys and played in five games during an 11-week stay ...



waived by Dallas (11/26) and picked up by the Vikings (12/7) ... recorded only two tackles with the Vikings, but made the most of his opportunity with a goal-line stop which helped the Vikings clinch their second straight playoff berth ... with the ball on the 2-yard line, Abrams stopped Green Bay running back Darrell Thompson in the backfield for a 5-yard loss, to secure a 21-17 victory ... played in the final four games of the regular season and the Vikings' playoff game vs. the Giants (1/9/94), playing primarily on special teams ... saw limited playing time, mostly during third down situations when the Vikings installed a 3-4 defense. **1992 (8/0) (4/0-Dallas; 3/0-Cleveland; 1/0-Giants):** Had short stints with three teams after being released by the Giants in the preseason ... finished the season with four special teams tackles ... claimed off waivers (9/1) and opened the season with Dallas ... shared team lead with two special teams tackles in season opener vs. Washington (9/7) ... recorded four special teams tackles in four games, but was released (10/6) and signed two days later with the Browns (10/8) ... released by Cleveland (11/7) and signed two days later with the Giants (11/9). **1991 (16/2-Giants):** Played in all 16 games for the defending Super Bowl Champions ... made his first career start as a fifth linebacker vs. Dallas (9/16) ... replaced an injured Carl Banks at left outside linebacker against Phoenix (12/23) and recorded three tackles and forced a fumble ... recorded a career-high 20 tackles that year. **1990 (16/0, 3/0-Giants):** Played in every game during the Giants' championship season after making the squad as a rookie free agent ... backed up All-Pro linebackers Lawrence Taylor and Carl Banks ... recorded 13 tackles on the season in reserve duty ... he was one of only three rookie free agents to play for the Giants in Super Bowl XXV.

**College:** A three-year starter at outside linebacker for Michigan ... earned second-team All-Big Ten honors as a senior in 1989 ... that year vs. Maryland, he had eight tackles, including three sacks, a fumble recovery and he knocked down a pass ... recruited as a safety in 1986, Abrams moved to linebacker in the spring of 1987 ... became a starter at outside linebacker in his fourth game of the season ... played in three Rose Bowls and a Hall of Fame Bowl in four years.

**Personal:** Bobby Abrams Jr. was born April 12, 1967 in Detroit, Mich. ... an academic and athletic standout at Henry Ford High in Detroit, Mich. ... earned all-state honors in football and made the honor roll all eight semesters ... also competed in track ... Bobby and his wife Stephanie have three children – Asia, Austin and Ashley.

### BOBBY ABRAMS' NFL STATISTICS

#### Regular Season Defensive Statistics

Year	Team	G/S	TT	UT	A	S-Yds	I-Yds	PD	FF	FR	SpT
1990	Giants	16/0	13	11	2	0-0	0-0	0	0	0	NA
1991	Giants	16/2	20	18	2	0-0	0-0	0	1	0	NA
1992	3 teams*	8/0	0	0	0	0-0	0-0	0	0	0	4
1993	Dal./Minn.*	9/0	2	2	0	0-0	0-0	0	0	0	4
1994	Vikings	16/0	2	1	1	0-0	0-0	0	0	0	28
1995	Patriots	9/1	2	2	0	0-0	0-0	2	0	0	9
<b>Totals-6 yrs</b>		<b>74/3</b>	<b>39</b>	<b>34</b>	<b>5</b>	<b>0-0</b>	<b>0-0</b>	<b>2</b>	<b>1</b>	<b>0</b>	<b>45</b>

#### Postseason Defensive Statistics

Year	Team	G/S	TT	UT	A	S-Yds	I-Yds	PD	FF	FR	SpT
1990	Giants	3/0	3	3	0	0-0	0-0	0	0	0	NA
1993	Vikings	1/0	0	0	0	0-0	0-0	0	0	0	0
1994	Vikings	1/0	0	0	0	0-0	0-0	0	0	0	2
<b>Totals-3 yrs</b>		<b>5/0</b>	<b>3</b>	<b>3</b>	<b>0</b>	<b>0-0</b>	<b>0-0</b>	<b>0</b>	<b>0</b>	<b>0</b>	<b>2</b>


#### \*Split Seasons (Games Played)

1992- Dallas (4), Cleveland (3), New York Giants (1)

1993- Dallas (5), Minnesota (4)



## 78 BRUCE ARMSTRONG

**Offensive Tackle****6-4 • 295 • 10th Year****Draft: 1 (23rd) '87****Louisville****Born: September 7, 1965****Miami, Fla.****Pro Bowls (4): 1990, 1991, 1994, 1995**

**Transactions:** Bruce Armstrong was drafted by the Patriots in the first round of the 1987 NFL draft (23rd player selected) ... signed July 23, 1987 ... placed on injured reserve list Nov. 2, 1992 ... placed on active/physically unable to perform list from July 16 to July 27, 1993.

**NFL Career GP/GS (regular season-132/132, playoffs-1/1):**

Armstrong suffered what was once believed to be a career-threatening knee injury in 1992 when he tore the medial collateral ligament and both his anterior and posterior cruciates in his right knee ... despite the severity of the injury, Armstrong has since returned to his pre-injury form and has been voted to start in the past two Pro Bowls, the third and fourth of his career ... underwent reconstructive shoulder surgery (2/6/96) following the 1995 season to repair torn tendons in his right shoulder ... he has started every game he has been active for since joining the Patriots in 1987, having only missed eight games (on the injured reserve list) during his nine-year career ... started the first 44 games of his career at right tackle before making the transition to left tackle in his fourth season, where he has started 88 of the last 96 games ... in his 10th year with the Patriots, he is now the senior member of the team and the only player to have been retained from the '80s ... started 84 consecutive (non-strike) games for the Patriots before his injury in 1992, and has returned to start the last 49 games (including the Patriots' playoff game in 1994) ... enters the season tied for 19th place in franchise history with 132 games played along with former Patriots nose tackle Ray Hamilton ... if Armstrong starts every game for the Patriots in 1996, he will move into 13th on the Patriots' all-time list, just one shy of Steve Grogan's 149 games played ... the record is held by former DE Julius Adams, who played in 206 games between 1971 and 1987. **1995 (16/16):** Started every game for the Patriots at left tackle and was one of three Patriots (along with Ben Coates and Curtis Martin) to be selected to the 1996 Pro Bowl ... anchored an offensive line which allowed just 27 sacks on 713 pass plays ... the 26.4 pass plays per sack allowed ranked third in the NFL ... powered the left side of the line, which protects the quarterback's blind side and proved to be the running game's bread-and-butter direction ... paved the way for Patriots rushers to pick up 651 yards on 153 carries, a 4.3 yard average ... was one of many who contributed to the rushing success of rookie running back Curtis Martin, who rushed for 1,487 yards and

**Extra Points**

- In 1987, Bruce became the first Patriot offensive lineman to start as a rookie since John Hannah (1973).
- In 1990, Bruce had a standout season and was elected to his first Pro Bowl team, despite New England's 1-15 record that season.
- In 1994, Bruce was selected to the franchise's 35th anniversary team.
- As a tight end at Central High, Bruce set a school record with four touchdown receptions in a game as a senior.





14 touchdowns on 368 carries, setting franchise records in each category ... Martin picked up 538 of those yards on 130 carries in Armstrong's direction. **1994 (16/16, 1/1):** Started every game at left tackle, including the Patriots playoff game ... anchored an offensive line which allowed only 22 sacks for an offense which (including sacks) totaled 721 pass plays ... 32.8 pass plays/sack ranked fourth in the NFL ... line did not allow more than three sacks in any game all season and allowed no more than one sack in seven games. **1993 (16/16):** Made an extraordinary recovery from a severe knee injury in 1992 to regain his starting left tackle position in '93 ... anchored an offensive line which allowed only 23 quarterback sacks all year, second in the NFL (NY Jets allowed 21) ... offensive line allowed only one sack in the final six games of the season and helped the Patriots complete a season-ending four-game winning streak ... one of the best performances of the season came in a 38-0 triumph over Indianapolis (12/26) in which the Patriots rushed for a season-high 257 yards, the most by the Patriots since they rushed for 281 vs. Cincinnati in 1985. **1992 (8/8):** Started the first eight games of the season at left tackle before suffering torn ligaments in his right knee at Buffalo (11/1) ... the injury included tears of the medial collateral ligament and both his anterior and posterior cruciates in his right knee ... he was placed on the injured reserve list the following day (11/2), which ended his consecutive starts streak at 84 games and eliminated any chance of him making his third consecutive Pro Bowl appearance. **1991 (16/16):** Started all 16 games at left tackle and was selected to play in his second consecutive Pro Bowl ... helped the offense roll up 400 total yards in a 23-17 overtime victory vs. Indianapolis (12/8). **1990 (16/16):** Dominated his opposition all season and was rewarded by being selected to start in his first Pro Bowl at left tackle, an amazing accomplishment considering the team's 1-15 finish ... Armstrong was the team's sole representative selected, continuing a 15-year tradition of Patriots in the Pro Bowl ... named first-team All-AFC by *Pro Football Weekly* ... recipient of the Jim Lee Hunt Award which is awarded annually to the team's top interior lineman. **1989 (16/16):** Played in all 16 games at right offensive tackle and was selected second-team All-AFC by UPI ... started vs. Miami (9/17) despite suffering from a hairline fracture in his right hand ... also made one solo tackle on special teams, his first career NFL tackle. **1988 (16/16):** Started all 16 games at right tackle ... elected first-team All-Pro by *Football Digest* and *The Sporting News* ... earned All-AFC honors from *The Football News* and UPI ... voted second-team All-Pro by Associated Press. **1987 (12/12):** Started all 12 games at right tackle during the strike-shortened season ... named Patriots' Rookie of the Year by the 1776 Quarterback Club of New England and was selected on virtually every all-rookie team ... named co-winner (with Garin Veris) of the Jim Lee Hunt Award, which is presented annually to the club's top interior lineman as selected by the coaches ... first rookie to start on the club's offensive line since John Hannah in 1973 ... played entire season with a special shoulder harness, which was required after he injured it during both mini-camp and training camp ... underwent shoulder surgery on December 30, 1987 to repair the damage.

**College:** Made the transition from tight end to left tackle three days into spring drills during his junior season in 1985 upon coach Howard Schnellenberger's urging ... started that fall and did not allow a sack in his last seven games, despite playing the position at only 240 pounds ... did not allow a sack during his senior campaign ... played in the Senior Bowl after being selected a first-team All-South Independent by Associated Press ... voted the team's Outstanding Offensive Lineman in 1986 ... originally recruited to Louisville as a tight end in 1983 and caught seven passes for 103 yards in five starts that season ... in 1984, he started all 11 games at tight end and finished second on the team with 26 receptions for 289 yards and three touchdowns.

**Personal:** Bruce Charles Armstrong was born on September 7, 1965 in Miami, Fla. ... he earned All-American honorable mention and all-county acclaim as a tight end at Central High in Miami, Fla. ... named school's top scholar-athlete as a senior ... high school coach, Rudy Barber, played for the Miami Dolphins in 1968 ... lettered three times in track and football ...





majoring in political science at Louisville ... his wife, Melinda Yvette Armstrong, is currently working on her master's degree in social work ... the couple has two children – Candace Lynne (4/12/84) and Nicholas Charles (5/8/95).

#### Additional Statistics

Special Teams Tackles – 1989 (1)

Misc. Tackles – 1993 (1); 1994 (1); 1995 (2)

Fumbles Recovered (5) – 1990 (2 for 4 yards); 1992 (1-0);  
1993 (1-0); 1995 (1-0)


#### BRUCE ARMSTRONG'S CAREER HONORS AND AWARDS

Since entering the league as the Patriots' first-round draft choice in 1987, Armstrong has been a fixture on the offensive line. Below is a list of just a few of the honors and awards Bruce has carted home during his career.



- **AFC Pro Bowl** – 1995, 1994, 1991, 1990
- **Associated Press All-Pro** – 1988 (2nd team)
- **UPI All-AFC** – 1994, 1989, 1988
- **Sports Illustrated All-NFL Team** – 1995
- **Pro Football Weekly All-AFC** – 1995, 1990
- **Football Digest All-Pro** – 1995, 1994, 1988
- **Football News All-Pro** – 1994, 1988
- **Football News All-AFC** – 1995
- **The Sporting News All-Pro** – 1988
- **College and Pro Football Newsweekly All-Pro** – 1995
- **Jim Lee Hunt Lineman of the Year Award** – 1994, 1990, 1988, 1987
- **Patriots Rookie of the Year** – 1987

### 3 MATT BAHR



**Placekicker**

**5-10 • 175 • 18th Year**

**Free Agent '93**

**Penn State**

**Born: July 6, 1956**

**Philadelphia, Pa.**

**Transactions:** Matt Bahr was signed by the Patriots on December 14, 1993 after his release from Philadelphia (12/13/93) ... originally selected by Pittsburgh in the sixth round (165th player selected) of the 1979 NFL draft ... released by the Steelers (8/31/81) and signed with San Francisco (9/8/81) ... traded by the 49ers to Cleveland for a 1983 ninth-round pick (10/6/81) ... placed on injured reserve list (11/26/86) ... on reserve/physically unable to perform list (9/1/87 thru 12/11/87) ... released by the Browns (9/3/90) ... signed with the Giants (9/28/90) ... placed on injured reserve list (12/6/92) ... released by the Giants (8/30/93) and signed with the Philadelphia Eagles (9/16/93).

**Pro Career GP/GS (regular season-235/0, playoffs-14/0):** Bahr has kicked for two Super Bowl championship teams in his career – as a rookie for the Pittsburgh Steelers (1979) and in his first season with the Giants (1990) ...



enters the 1996 season ranked 9th among the NFL's all-time leading scorers and fourth among active players with 1,422 points ... in 1994, he added two field goals and an extra point to his playoff scoring totals, giving him 103 career playoff points (40-PATs, 21 field goals in 14 games) ... that total moved him ahead of Franco Harris (102 playoff points) into second in the NFL's playoff record book behind George Blanda's playoff record of 115 career points (Jerry Rice, who enters the 1996 season with 102 points, threatens to break the all playoff scoring records) ... Bahr scored on 21 of his 25 career field goal attempts in the playoffs (.840) ... he converted a playoff career long kick with a 52-yard strike in

1982 ... his 21 field goals in playoff games is second only to Blanda's 22 ... he enters the 1996 campaign ranked fourth in field goal attempts in playoff games with 25 (Blanda holds the record with 39) ... he tied a playoff record as a member of the Giants with five field goals in the 1990 NFC Championship Game at San Francisco (1/20/91) ... in three seasons with the Giants, he set a team record for the highest field goal percentage for a career by converting 55 of 73 field goals (.753) ... he is tied for the fourth longest field goal in Giants' team history with a 54-yard kick vs. Houston (12/21/91) ... in nine seasons with the Browns, he set the team's career record for kicking accuracy by converting 74.1 percent of his kicks (143 of 193) ... he led the Browns in scoring in eight of his nine seasons there ... he has converted 74.7 percent of his kicks (118 of 158) in the last six years and 72.3 percent over the course of his career ... booted a career long and set a franchise record for the Patriots with his 55-yard field goal at Miami (11/12/95) ... he enters the 1996 season with 1,422 career points, just 68 shy of the 1,500-point plateau, of which only three players in NFL history have ever reached ... at the age of 40, Bahr will be the fourth oldest player vying for a roster position this fall (see list on page 54). **1995 (16/0):** As the popular adage states, Bahr continues to "improve with age" ... in his 17th NFL season, and at the age of 39, Bahr converted 23 of 33 field goal attempts (.697) and was successful on each of his 27 extra point attempts to lead the Patriots in scoring for the second straight year with 96 points ... opened the season 3-for-3 vs. Cleveland in a dramatic, come-from-behind 17-14 victory ... selected by the local media as the Patriots' Miller Lite Player of the Game vs. Denver (10/8) after scoring the Patriots' only points of the game on a 51-yard field goal in a 37-3 route ... earned AFC Special Teams Player of the Week for his performance at Miami (11/12) which included kicks of 55 and 47 yards and four field goals for 10 points ...

## Extra Points

- In 1978, Matt played professional soccer for the Colorado Caribous and the Tulsa Roughnecks (NASL). He had three assists in 26 games.
- Matt hails from a soccer family. His father played on the 1950 U.S. World Cup team that beat England 1-0. His brother, Casey, played on the U.S. Olympic team in Munich in 1972.
- During the recent offseason, Bahr returned to Foxboro Stadium to provide color commentary for the New England Revolution's (MLS) 1996 home opener.
- The Bahr's also own the distinction of being the most prolific scoring family in NFL history. Matt (1,422 points) and his brother Chris (1,213) have combined for 2,635 total points entering the 1996 season.
- When Matt was drafted in 1979, Terry Glenn was only 4 years old.

VETERANS

### ALL-TIME LEADING PLAYOFF SCORERS

- |            |                                       |
|------------|---------------------------------------|
| 1. 115 pts | George Blanda, K/QB (49 PATs, 22 FGs) |
| 2. 103 pts | Matt Bahr, K (40 PATs, 21 FGs)        |
| 3. 102 pts | Franco Harris, RB (17 Touchdowns)     |
| 102 pts    | Jerry Rice, WR (17 Touchdowns)        |



ironically, on the day that he set a personal high with a 55-yard kick, he also set a personal low with his shortest miss – an 18-yard attempt ... his 55-yard field goal at Miami (11/12) not only set a personal record for longest kick, it also eclipsed the Patriots' record of 53 yards set by Gino Cappelletti in 1965 and later tied by Jason Stautovskey in 1990 ... although the 55-yard kick was eight yards shy of the all-time NFL record, Bahr did become the oldest player in NFL history to successfully kick a field goal of 55 yards or longer ... in addition, Bahr tied a franchise record with field goals in 17 consecutive games, set by Tony Franklin from 1985-86 ... the streak was snapped at Indianapolis on Dec. 23 when he missed attempts from 54, 55 and 50 yards ... although the field goal streak was broken, Bahr will enter the 1996 season with two streaks still in tack: consecutive games scored (35) and consecutive extra points made (73) ... he has yet to miss an extra point since joining the Patriots in 1993. **1994 (16/0, 1/0):** Bahr turned in a career-high performance with 117 total points ... his 27 field goals were also a career high ... it marked the fourth time in the veteran's distinguished career that he had topped the 100-point plateau ... he became the first Patriot to break the 100-point plateau in seven years (Tony Franklin scored 140 in 1987) ... was just the fourth Patriot in franchise history to score over 100 points, joining Gino Cappelletti (6 times), Tony Franklin (3) and John Smith (2) ... his 117 points ranked third in the AFC and fourth overall ... he converted 27 of 34 field goal attempts (.794) and was successful on each of his 36 extra point attempts ... converted all of his kicks within 30 yards (14 of 14) and 88.5 percent of his kicks under 40 yards (23 of 26) ... he was successful on each of his 14 field goal attempts on turf and only missed one on the road all season (18 of 19) ... was four-for-four in games when the Patriots were trailing by three or less ... scored on both field goal attempts and added an extra point in the wild-card play-off loss at Cleveland (1/1/95) ... moved ahead of brother, Chris (1,213 career points), with five extra point kicks in the season-opener at Miami (9/4) ... converted all four field goal attempts at Cincinnati (9/18) in a 31-28 win ... scored 11 points in a 23-17 victory at Detroit the following week (9/25) ... opened the season with seven consecutive field goals before missing, extending a streak from 1993 to 12 successful attempts, the second-longest streak in franchise history ... kicked a 33-yard game-winning field goal with :04 seconds remaining to give the Patriots a 17-16 victory over the Packers (10/2) ... scored 11 points in the Patriots' come-from-behind 26-20 overtime victory vs. Minnesota (11/13) ... connected on a 38-yard field goal as time expired at the half to make the score 20-3 and, trailing 20-17, hit a 23-yard attempt with just 14 seconds in regulation to send the game into overtime ... kicked field goals of 22, 37, 25 and 42 yards in a 12-10 victory over Indianapolis (12/11) ... his four-field goal effort was the second of the season and the fifth of his career. **1993 (14/0)(11/0-Philadelphia; 3/0-New England):** Released by the Giants prior to the start of the season, but was signed by Philadelphia on September 16 to replace an injured Roger Ruzek (pulled hamstring) ... converted all four PATs and both field goal attempts, including a 42-yarder with 4:57 remaining in the game for a 34-31 victory over Washington ... that kicking performance earned him the full-time kicking responsibilities ... he made his first five field goal attempts as an Eagle, but struggled at midseason, missing five of his last eight kicks before the Eagles released him on December 13 after 11 weeks with the team ... he signed with the Patriots the following day and held the kicking responsibilities for the final three weeks of the season ... in three games with the Patriots, he did not miss – converting 10 consecutive PATs and five field goals ... kicked two field goals (23 and 34 yards) in a 20-17 victory at Cleveland (12/19) ... split the uprights from 31 and 37 yards in a 33-27 overtime victory vs. Miami in the season finale (1/2/94). **1992 (12/0-Giants):** Converted 16 of 21 field goal attempts (.762) and 29 of 29 extra points to finish second on the Giants in scoring with 77 points ... played in the Giants' first 12 games and kicked field goals in consecutive games before going on injured reserve with a knee injury ... his 76.2 percent kicking accuracy ranked third in team history behind Ali Haji-Sheikh (.833 in 1984) and Raul Allegre (.769 in 1989). **1991 (13/0-Giants):** Kicked a 54-yarder, the longest field goal of his career, in the Giants' season finale vs.



Houston (12/21) ... provided the winning margin in victories over three teams for whom he had formerly played (San Francisco, Cleveland and Pittsburgh) ... two of those games were won with last-second field goals by Bahr ... the first was in the season opener vs. San Francisco (9/2) when he kicked a 35-yard field goal with only :05 remaining in the game to give the Giants a 16-14 victory ... three weeks later, a 48-yard kick gave the Giants a 13-10 advantage vs. Cleveland (9/22) ... three weeks later, at Pittsburgh (10/14), he converted a 44-yard kick with just :04 remaining in the game to secure a 23-20 Giants victory. **1990 (13/0, 3/0-Giants):** Signed with the Giants three games into the season after being released by the Browns (9/3) ... replaced the Giants' Raul Allegre, who suffered a groin injury ... provided a game-winning 40-yard field goal as time expired in a 20-19 victory vs. Phoenix (10/21) ... added a 27-yard kick in a 13-10 victory over New England (12/30) ... kicked one of the most dramatic field goals of his distinguished career in the 1990 NFC Championship Game when he booted a 42-yard field goal as time expired to give the Giants a 15-13 victory over San Francisco (1/20/91) ... that field goal was his fifth of the game ... the following week, he converted field goals from 28 and 21 yards in a 20-19 victory over the Buffalo Bills in Super Bowl XXV (1/27/91) ... he was the first placekicker ever named to the All-Madden Team as the result of his clutch kicking, five special teams tackles and a facemask penalty. **1989 (16/0, 2/0-Cleveland):** Led the Browns with 88 points and surpassed the 600-point plateau for his career ... kicked a 32-yard field goal vs. Minnesota (12/17) with :24 remaining in the game to tie it at 17-17 ... the Browns went on to win the game in overtime ... kicked a 48-yarder vs. Denver (10/1) as time expired to give the Browns a 16-13 victory. **1988 (16/0, 1/0-Cleveland):** Voted the Browns' Offensive MVP by the Cleveland Touchdown Club and Browns Backers ... converted 24 of 29 field goal attempts (.828), fourth-best percentage in the NFL and the second-highest of his career ... equaled a single-season career-high with 104 points (tied 104 points scored in 1979) ... his 104-point total was the second time he had surpassed the 100-point plateau with the Browns – only Jim Brown recorded more 100-point seasons ... recorded five special teams tackles, including a touchdown-saving tackle on an Allen Pinkett kickoff return in the Browns' playoff-clinching 28-23 victory over Houston (12/18) ... kicked three field goals the following week in a 24-23 wild-card playoff loss vs. Houston (12/24). **1987 (3/0, 2/0-Cleveland):** Played in the Browns' final three regular season games and two playoff games after spending the majority of the season on the physically unable to perform list recovering from the knee injury he sustained in 1986 ... converted four of five regular season attempts, missing only a 37-yarder which hit the right upright at L.A. Raiders (12/20) ... successful on two of three field goal attempts and all nine extra points in two playoff games. **1986 (12/0, 1R-Cleveland):** Converted 20 of 26 field goals (.769) and all 30 PATs prior to suffering a season-ending injury vs. Pittsburgh (11/23) when he made a touchdown saving stop on a return by the Steelers' Lupe Sanchez ... he was on pace to kick a club-record and individual career-high 26 field goals prior to the injury ... placed on injured reserve list on November 25 ... kicked a season-long 52-yarder vs. Minnesota (10/26), tying the fourth longest kick in club history. **1985 (16/0, 1/0-Cleveland):** Converted 14 of 18 field goal attempts (.778) and 35 of 35 PATs ... had a career-long streak of 14 consecutive field goals snapped when he missed a 36-yard attempt vs. New England (10/6). **1984 (16/0-Cleveland):** Broke Lou "The Toe" Groza's 31-year-old Cleveland record for the most field goals in a single season when he booted his 24th at Houston in the season finale ... finished the season hitting 12 consecutive field goals ... shared the league lead with the Steelers' Gary Anderson for the most successful field goals made during the season (24) ... ranked eighth in scoring with 97 points. **1983 (16/0-Cleveland):** Led the NFL and set a single-season career-high with an 87.5 percent accuracy rate (21 of 24 attempts), second in Browns history behind Lou Groza's 88.5 percent mark in 1953 ... ended the season converting 17 of 18 field goals, including his last nine. **1982 (9/0, 1/0-Cleveland):** Helped defeat his former teammates with a 44-yard field goal and an extra point in a 10-9 victory over Pittsburgh (12/19) ... kicked a 52-yard field goal at the Raiders



(1/8/83), which equaled the NFL record at the time for the longest field goal in postseason play. **1981 (15/0)(4/0-San Francisco; 11/0 Cleveland):** Released by the Steelers in favor of Gary Anderson on August 31 and signed with San Francisco on September 8 ... traded to Cleveland for a ninth-round choice on October 6 ... played in 11 games for Cleveland and led the team with 61 points ... kicked a 24-yard field goal with :43 left to play in a 15-12 triumph over San Francisco (11/15) during the 49ers Super Bowl XVI championship season. **1980 (16/0-Pittsburgh):** Led the Steelers in scoring for the second consecutive season, connecting on 19 of 28 field goal attempts and 39 of 42 PATs for 96 points ... finished his Steeler career with 200 points. **1979 (16/0, 3/0-Pittsburgh):** Named to UPI All-Rookie team while leading the Steelers in scoring during their fourth Super Bowl Championship season in the '70s ... his 104 points scored set a Steeler rookie record ... capped his rookie season with a 41-yard field goal in the Steelers' 31-19 Super Bowl triumph over the L.A. Rams (1/20/80) ... kicked a clutch 21-yard field goal vs. the Browns (11/25) to tie the game with 24 seconds left in regulation to send the game to overtime ... he followed with a game-winning 37-yard kick with only :09 remaining in overtime to win 33-30.

**College:** Set NCAA records during his senior year at Penn State for field goals (22) and field goal percentage (.815), each of which have since been surpassed ... scored 191 points during his collegiate career, third most in Penn State history ... in three seasons, he connected on 39 of 61 field goal attempts and 74 of 77 extra points ... beat out his brother, Chris, as the placekicker on the Penn State's all-time team.

**Personal:** Matthew David Bahr was born on July 6, 1956 in Philadelphia, Pa. ... he starred as a football and soccer player at Neshaminy Langhorne High in Langhorne, Pa. ... brother Chris kicked for the Cincinnati Bengals, Oakland-L.A. Raiders and the San Diego Chargers during his 14-year NFL career (1976-89) ... Matt earned his bachelor's degree in electrical engineering at Penn State and his master's degree in business administration at the University of Pittsburgh ... he was a four-year starter on the Penn State soccer team and was elected team captain his senior year ... remains extremely active in working with youth-related charities and organizations ... Matt and his wife Maresa have three children, two daughters, Lindsey Davies (13) and Caitlin Dorothy (9), and one son, Connor Matthew (3).

## NFL'S TOP 20 ALL-TIME LEADING SCORERS

#	PLAYER	YRS	TD	PAT	FG	TOTAL
1.	GEORGE BLANDA	26	9	943	335	2,002
2.	JAN STENERUD	19	0	580	373	1,699
3.	Nick Lowery*	17	0	536	366	1,634
4.	Eddie Murray*	16	0	498	325	1,473
5.	Pat Leahy	18	0	558	304	1,470
6.	Gary Anderson*	14	0	448	331	1,441
7.	Morten Anderson*	14	0	441	333	1,440
8.	Jim Turner	16	1	521	304	1,439
9.	<b>Matt Bahr*</b>	<b>17</b>	<b>0</b>	<b>522</b>	<b>300</b>	<b>1,422</b>
10.	Mark Moseley	16	0	482	300	1,382
11.	Jim Bakken	17	0	534	282	1,380
12.	Fred Cox	15	0	519	282	1,365
13.	LOU GROZA	17	1	641	234	1,349
14.	Norm Johnson*	14	0	515	277	1,346
15.	Jim Breech	14	0	517	243	1,246
16.	Chris Bahr	14	0	490	241	1,213
17.	<b>Gino Cappelletti</b>	<b>11</b>	<b>42</b>	<b>350</b>	<b>176</b>	<b>1,130</b>
18.	Ray Wersching	15	0	456	222	1,122
19.	Kevin Butler*	11	0	387	243	1,116
20.	Don Cockroft	13	0	432	216	1,080

ALL CAPS SIGNIFIES HALL OF FAME PLAYERS

\* Active at the end of the 1995 season

# Indicates ranking at start of the 1996 season





## MATT BAHR'S NFL STATISTICS

## Regular Season Scoring

Year	Team	G	PATs	Pct	FGs	Pct	Lg	Points
1979	Steelers	16	<b>50-52</b>	.962	18-30	.600	46	104
1980	Steelers	16	39-42	.929	19-28	.679	48	96
1981	49ers/Browns	15	34-34	1.000	15-26	.577	47	79
1982	Browns	9	17-17	1.000	7-15	.467	46	38
1983	Browns	16	38-40	.950	21-24	<b>.875</b>	47	101
1984	Browns	16	25-25	1.000	24-32	.750	50	97
1985	Browns	16	35-35	1.000	14-18	.778	45	77
1986	Browns	12	30-30	1.000	20-26	.769	52	90
1987	Browns	3	9-10	.900	4-5	.800	31	21
1988	Browns	16	32-33	.970	24-29	.828	47	104
1989	Browns	16	40-40	1.000	16-24	.667	48	88
1990	Giants	13	29-30	.967	17-23	.739	49	80
1991	Giants	13	24-25	.960	22-29	.759	54	90
1992	Giants	12	29-29	1.000	16-21	.762	47	77
1993	Eagles/Pats	14	28-29	.966	13-18	.722	48	67
1994	Patriots	16	36-36	1.000	<b>27-34</b>	.794	48	<b>117</b>
1995	Patriots	16	27-27	1.000	23-33	.697	<b>55</b>	96

**Totals-17 yrs** 235 522-534 .978 300-415 .723 55 1,422

## Regular Season Field Goal Distances

Year	Team	1-19	20-29	30-39	40-49	50+	Total
1979	Steelers	0-0	6-6	6-11	6-12	0-1	18-30
1980	Steelers	2-2	8-9	7-10	2-6	0-1	19-28
1981	49ers/Browns	3-3	5-7	5-10	2-5	0-1	15-26
1982	Browns	1-1	3-4	1-3	2-7	0-0	7-15
1983	Browns	1-1	9-9	5-6	6-7	0-1	21-24
1984	Browns	3-3	12-12	2-7	6-9	1-1	24-32
1985	Browns	1-1	2-2	8-9	3-5	0-1	14-18
1986	Browns	4-4	7-9	7-8	1-2	1-3	20-26
1987	Browns	0-0	2-2	2-3	0-0	0-0	4-5
1988	Browns	1-1	10-12	8-10	5-6	0-0	24-29
1989	Browns	0-0	5-5	6-8	4-9	1-2	16-24
1990	Giants	2-2	7-7	3-3	5-9	0-2	17-23
1991	Giants	0-0	6-6	6-8	9-12	1-3	22-29
1992	Giants	2-2	1-1	10-11	3-5	0-2	16-21
1993	Eagles/Pats	1-1	5-7	5-5	2-5	0-0	13-18
1994	Patriots	0-0	14-14	9-12	4-8	0-0	27-34
1995	Patriots	1-2	12-12	3-7	5-7	2-5	23-33

**Totals-17 yrs** 22-23 114-124 93-131 65-114 6-23 300-415

**Accuracy** (.957) (.919) (.710) (.570) (.261) (.723)

## Additional Statistics

Special Teams Tackles (12): 1990 (5); 1991 (4); 1992 (3)

Rushing: 1988 (1 carry for -8 yards)

Punting: 1995 (1 for 29 yards)

## Split Seasons (Games Played)

1981- San Francisco (4), Cleveland (11)

1993- Philadelphia (11), New England (3)

## Field Goal Breakdowns

**Overall:** 300-415 (.723) **Home:** 148-212 (.698) **Away:** 152-203 (.748)

**vs. NFC:** 93-136 (.684) **Home:** 49-70 (.685) **Away:** 44-66 (.667)

**vs. AFC:** 207-279 (.742) **Home:** 99-142 (.697) **Away:** 108-137 (.788)

**On Artificial Turf:** 152-201 (.756)

**On Grass:** 148-214 (.692)

**In Domes:** 34-50 (.680)

## Single-Game Career Highs

## Regular Season

Most Points - 15 (2 times) Most recent at Pittsburgh (9/10/89)

Most FG Attempts - 5 (4 times) Most recent vs. San Diego (11/20/94)

Most FG Made - 4 (5 times) Most recent vs. Indianapolis (12/11/94)

Longest FG - 55 vs. Miami (11/12/95)

Most PATs - 6 (4 times) Most recent at Pittsburgh (9/10/89)



Postseason Scoring							
Year	Team	GP	PATs	Pct	FGs	Pct	Lg Total
1979	Steelers	3	11-12	.917	3-4	.750	41 20
1982	Browns	1	1-1	1.000	1-1	1.000	52 4
1985	Browns	1	3-3	1.000	0-0	—	— 3
1986	Browns		Injured Reserve				
1987	Browns	2	9-9	1.000	2-3	.667	24 15
1988	Browns	1	2-2	1.000	3-3	1.000	33 11
1989	Browns	2	7-7	1.000	2-3	.667	47 13
1990	Giants	3	6-6	1.000	8-9	.889	46 30
1994	Patriots	1	1-1	1.000	2-2	1.000	33 7
<b>Totals-9 yrs</b>		14	40-41	.976	21-25	.840	52 103

Postseason Field Goals						
Year	Team	1-19	20-29	30-39	40-49	50+ Total
1979	Steelers	0-0	1-1	1-1	1-2	0-0 3-4
1982	Browns	0-0	0-0	0-0	0-0	1-1 1-1
1985	Browns	0-0	0-0	0-0	0-0	0-0 0-0
1986	Browns		Injured Reserve			
1987	Browns	0-0	2-2	0-0	0-1	0-0 2-3
1988	Browns	0-0	2-2	1-1	0-0	0-0 3-3
1989	Browns	0-0	0-0	0-0	2-3	0-0 2-3
1990	Giants	0-0	3-3	1-2	4-4	0-0 8-9
1994	Patriots	0-0	1-1	1-1	0-0	0-0 2-2
<b>Totals-8 yrs</b>		0-0	9-9	4-5	7-10	1-1 21-25
		(—)	(1.000)	(.800)	(.700)	(1.000) (.840)

**Postseason**  
 Most Points - 15 at San Francisco (1/20/91)  
 Most FG Attempts - 6 at San Francisco (1/20/91)  
 Most FG Made - 5 at San Francisco (1/20/91)  
 Longest FG - 52 at Raiders (1/8/83)

CLOSE CALLS						
<p>Matt Bahr has helped the Patriots to 19 victories since joining the team on December 14, 1993. Of the 19 contests, 10 were decided by less than a touchdown. Those games and Bahr's contributions in those games are listed below:</p>						
Date	Opponent	Final Score	FGA/FGM	Distances	PATs	
12/19/93	at Cleveland	20-17	2/2	23,34	2/2	
01/02/94	Miami	33-27	2/2	31,37	3/3	
09/18/94	at Cincinnati	31-28	4/4	43,24,28,35	1/1	
09/25/94	at Detroit	23-17	3/3	20, 28, 21	2/2	
10/02/94	Green Bay	17-16	1/3	33 (48,32)	2/2	
11/13/94	Minnesota	26-20 (ot)	2/3	38,23 (39)	2/2	
11/20/94	San Diego	23-17	3/5	39,38,23 (44,48)	2/2	
11/27/94	at Indianapolis	12-10	4/4	22,37,25,42	0/0	
09/03/95	Cleveland	17-14	3/3	21,21,28	0/0	
12/10/95	N.Y. Jets	31-28	1/4	31 (31,35,30)	4/4	

ENERGIZED AND STILL GOING . . .		
<p>Matt Bahr is now in his 18th season in the NFL and is one of just five players to have celebrated their 40th birthday's prior to the kickoff of the 1996 season. Entering the 1996 season, only Clay Matthews of Atlanta has served a longer tour of duty (19th season) than Matt Bahr.</p>		
Experience	Player	Teams (Years)
19th year	Clay Matthews	Falcons (1994-96), Browns (1978-93)
18th year	Matt Bahr	Patriots (1993-96), Eagles (1993), Giants (1990-92), Browns (1981-89), 49ers (1981), Steelers (1979-80)



## CLUTCH KICKING

Throughout his career, Matt Bahr has been one of the NFL's most reliable field goal kickers when the game is on the line. In 1994, Bahr's kicking was responsible for no fewer than three Patriot victories. Below are 15 kicks which led to victories in 14 games.

Date	Team	Opponent	FG Distance	Time After FG	Score
09/03/79	Pittsburgh	New England	41 yards	9:50 ot	16-13 *
11/25/79	Pittsburgh	Cleveland	37 yards	0:09 ot	33-30 *
11/25/79	Pittsburgh	Cleveland	21 yards	0:24	30-30
11/15/81	Cleveland	San Francisco	24 yards	0:43	15-12 *
12/17/89	Cleveland	Minnesota	32 yards	0:24 ot	17-17
10/01/89	Cleveland	Denver	48 yards	0:00	16-13 *
01/20/91	N.Y. Giants	San Francisco	42 yards	0:00	15-13 *
12/30/90	N.Y. Giants	New England	27 yards	0:02#	13-10 *
10/02/90	N.Y. Giants	Phoenix	40 yards	0:00	20-19 *
10/14/91	N.Y. Giants	Pittsburgh	44 yards	0:04	23-20 *
09/02/91	N.Y. Giants	San Francisco	35 yards	0:05	16-14 *
09/19/93	Philadelphia	Washington	42 yards	4:57	34-31 *
10/02/94	New England	Green Bay	33 yards	0:04	17-16 *
11/13/94	New England	Minnesota	23 yards	0:14 ot	20-20
11/27/94	New England	Indianapolis	42 yards	4:01	12-10 *

\* indicates final score

# game-winning FG with 2 seconds remaining in the first half

*"If he had the advantage of kicking indoors or kicking in very good conditions, he might be the best kicker who ever kicked. He's in the top 10 right now if he doesn't kick another kick. He kicked in Cleveland for nine years, probably the hardest place in the league, with New England a close second. He has never kicked in a good place, which in my mind makes him a better kicker."*

— Patriots Head Coach Bill Parcells


## FOXBORO DEEP FREEZES

Matt Bahr has played in some difficult kicking climates during his 17-year NFL career. After two seasons in Pittsburgh, Bahr kicked for nine seasons in Cleveland, three seasons in New York, half a season in Philadelphia and now he is entering his third full season with New England. In his first game at Foxboro Stadium, Bahr was perfect, converting his only field goal attempt and all four extra points despite weather conditions with winds gusting to 43 mph and a windchill of minus 21 degrees. It was the third coldest game played at Foxboro Stadium (records may vary based on sources of temperatures). The 16 coldest games played at Foxboro Stadium (since 1971) are listed below:

Date	Opponent	Score	Temperature	Comments
12/11/77	Miami	14-10	14	
12/11/88	Tampa Bay	10- 7 (ot)	18	-25 wind chill
12/26/93	Indianapolis	38- 0	19	-21 wind chill
12/24/89	L.A. Rams	20-24	20	
12/12/82	Miami	3- 0	22	
12/27/92	Miami	13-16 (ot)	23	
12/10/95	N.Y. Jets	31-28	26	-4 wind chill
11/22/87	Indianapolis	24- 0	26	
12/13/70	Minnesota	14-35	27	
12/10/78	Buffalo	26-24	28	
12/16/73	Baltimore	13-18	28	Snow
12/22/85	Cincinnati	34-23	29	
12/14/86	San Francisco	24-29	30	
12/04/88	Seattle	13- 7	31	
12/05/71	Miami	34-13	32	
12/06/92	Indianapolis	0- 6	32	



## 7 JAY BARKER



Quarterback

6-3 • 220 • 2nd Year

Free Agent 1995

Alabama

Born: July 20, 1972

Birmingham, Ala.

**How Acquired:** Jay Barker signed with the Patriots as a rookie free agent on August 28, 1995 and was placed on the team's practice squad ... he was activated from the Patriots practice squad one month later on September 28, 1995 ... he was originally drafted by the Green Bay Packers with the first of their two fifth round selections (160th overall) ... released from the Packers on August 21, 1995.

**Pro Career GP/GS (regular season 0/0):**

Barker served as a reserve in his first NFL season. **1995 (0/0):** The Patriots opened the 1995 season with just two quar-

terbacks on their active roster, but elected to activate Barker after Drew Bledsoe suffered a shoulder separation at San Francisco in the third game of the season ... Barker was activated on Sept. 28 and was active but did not play in his first NFL opportunity at Atlanta (10/1) ... he was listed as the Patriots' "emergency" quarterback (inactive status) in each of the remaining 12 games ... competed only on Patriots' scout team during the year ... battled weight loss and fatigue due to a preseason virus and did not have an opportunity to compete during any of the Packers' preseason games prior to his release.

**College:** Enjoyed an outstanding college career at the University of Alabama ... in four seasons as the Crimson Tide's starting quarterback, he won more games (35) than any quarterback in the school's history ... his overall record of 35-2-1 also qualified him as the winningest quarterback in Crimson Tide history based on his .934 winning percentage ... led Alabama to a national championship as a sophomore in 1992 ... graduated from Alabama as the school's career leader in attempts (706), completions (402) and yards passing (5,689) ... as a senior, Barker earned first-team All-SEC honors and finished fifth in the Heisman Trophy balloting after completing 139 of 226 attempts (.615) for 1,996 yards and 14 touchdowns ... he threw just five interceptions and ranked fourth in the nation in passing efficiency with a quarterback rating of 153.8 ... developed a flare for the dramatic by leading Alabama to come-from-behind victories in seven of eight games in which the Tide had either been tied or trailed in the second half of the game ... set a school record by attempting 155 consecutive

## Extra Points

- Jay compiled a 35-2-1 (.934) record while at Alabama to become the school's winningest quarterback of all-time.
- At the age of 22, Jay may have been the youngest NFL player to have his biography published. The book "In Due Time: The struggles and triumphs of Alabama quarterback Jay Barker," was written by Wayne Atcheson.
- Jay was immortalized in his native state after leading Alabama to the National Championship season as a sophomore in 1992.






passes without an interception ... set another school record by completing 11 consecutive passes vs. Mississippi State ... passed for a career-high 312 yards and scored a touchdown on a 1-yard plunge vs. Tennessee (10/16/93) his junior year ... led Alabama to a national title in 1992.

**Personal:** Jay Barker was born July 20, 1972 in Birmingham, Ala. ... lettered in football, basketball and baseball at Hewitt-Trussville High in Trussville, Ala. ... did not play quarterback until his senior year of high school ... earned all-area and all-state honorable mention recognition when he completed 82 of 142 passes for 1,320 yards and 12 touchdowns in a wishbone offense ... also played running back, wide receiver and defensive back during his prep career ... he was team captain of his basketball team as a senior ... majored in sport fitness management and marketing at Alabama ... has worked with various charities while in college, including the Fellowship of Christian Athletes and First Priority ... his uncle, Lloyd Merrit, pitched for the St. Louis Cardinals ... Jay and his wife Amy reside in Walpole, Mass. and maintain an offseason residence in Birmingham, Ala.

#### WINNINGEST QUARTERBACKS AT ALABAMA

Quarterback	Record	Pct.	Years
Jay Barker .....	35-2-1	.934	1991-94
Harry Gilmer .....	30-9-2	.756	1944-47
Pat Trammell .....	26-2-4	.875	1959-61
Jeff Rutledge .....	24-4-0	.857	1976-78
"Dixie" Howell .....	22-2-1	.900	1932-34
Mike Shula .....	22-8-1	.726	1984-86
Joe Namath .....	21-3-0	.875	1971-72
Terry Davis .....	21-3-0	.875	1966-67
Ken Stabler .....	19-2-0	.905	1966-67
Richard Todd .....	18-2-0	.900	1974-75

## 98 TROY BARNETT



**Defensive Tackle**  
**6-5 • 293 • 3rd Year**  
**Rookie Free Agent '94**  
**North Carolina**  
**Born: May 24, 1971**  
**Jacksonville, N.C.**

**Transactions:** Troy Barnett signed with the Patriots as a rookie free agent on April 25, 1994.

#### **Pro Career GP/GS (regular season 30/15, postseason 1/0):**

Barnett was one of only two rookie free agents (along with NT Sylvester Stanley) who made the Patriots' active roster in 1994 ... in just his second year, he developed into a starter and has proven to be a valuable special teams player, having blocked four kicks (3 FGs, 1 PAT) in his first two seasons.

### Extra Points

- Troy has become the Patriots' designated "shot blocker." In the last two years, he has blocked four kicks (3 FGs, 1 PAT) for the Patriots.
- His first NFL tackle was an 11-yard sack of QB David Klingler in Cincinnati.
- Troy has participated in an internship program at Reebok the past two offseasons.





**1995 (16/15):** Started every game except against Atlanta (10/1) when the Patriots opened in a "dime" defensive scheme to defend against the Falcons' Red-Gun (run-n-shoot) offensive set ... finished the year with 53 tackles (35 solos), including two sacks ... his 53 stops was tied (with Tim Roberts) to rank eighth on the team ... made his NFL starting debut in the season opener vs. Cleveland and registered four tackles (three solos) ... recorded five tackles the following week vs. Miami (9/10) and blocked a 54-yard field goal attempt by Pete Stoyanovich – his third blocked field goal in his last four games (including the 1994 playoff game at Cleveland) ... blocked his first career extra point at Buffalo (11/26) and finished the game with four tackles, including his second career sack ... closed out the season with a career-high eight tackles (seven solos) including his second sack of the season and third of his young career in the season finale at Indianapolis. **1994 (14/0, 1/0):** Finished the season with 13 total tackles (7 unassisted), including one sack ... listed among the inactive players for the first two weeks of the season ... made his NFL debut in the third quarter at Cincinnati (9/18) and recorded his first career tackle — an 11-yard sack on David Klingler ... his only other tackle on the day came in the fourth quarter when he dropped Harold Green for a 1-yard loss on the Bengals' own 27-yard line ... received limited playing time behind veteran defensive end Mike Pitts, but did see action in many short-yardage situations and on special teams ... blocked a 38-yard field goal attempt by Kevin Butler during a 13-3 win over Chicago to help clinch the Patriots' first playoff berth in eight seasons ... blocked his second kick of the season the following week in the Patriots' playoff game at Cleveland when he batted down a 50-yard attempt by Matt Stover.

**College:** Finished his career with 106 total tackles, including 10 sacks in four seasons at North Carolina ... walked on at UNC as a 6-foot-2-inch, 215-pound linebacker and redshirted his freshman year ... added over 60 pounds in the next four years ... saw limited action in two games in 1990 as a defensive tackle ... returned in 1991 to play in 10 games, recording 21 tackles with five sacks and six tackles for losses ... played both nose tackle and defensive tackle positions in 1992 and recorded 39 tackles for the season ... completed his collegiate career at the nose tackle position and recorded a career-high 46 tackles, including a career-high eight tackles for losses (three sacks).

**Personal:** Troy Anthony Barnett was born on May 24, 1971 in Jacksonville, N.C. ... he was an all-county and all-conference two-way lineman at Southwest High in Jacksonville, N.C. ... also lettered in basketball ... three-time class president ... received three academic scholarships ... majored in political science and sociology at North Carolina ... Troy's wife Tiffany is a dental assistant ... the couple celebrated the arrival of their first child, Tiana, on Nov. 1, 1995.

#### TROY BARNETT'S NFL STATISTICS

##### Regular Season Defensive Statistics

Year Team	G/S	TT	UT	A	S-Yds	I-Yds	PD	FF	FR	SpT	Blk
1994 Patriots	14/0	13	7	6	1-11	0-0	1	0	0	0	1
1995 Patriots	16/15	53	34	19	2-14	0-0	0	0	1	0	2
<b>Totals-2 yrs</b>	<b>30/15</b>	<b>66</b>	<b>41</b>	<b>25</b>	<b>3-25</b>	<b>0-0</b>	<b>1</b>	<b>0</b>	<b>1</b>	<b>0</b>	<b>3</b>

##### Postseason Defensive Statistics

Year Team	G/S	TT	UT	A	S-Yds	I-Yds	PD	FF	FR	SpT	Blk
1994 Patriots	1/0	0	0	0	0-0	0-0	0	0	0	0	1


##### Additional Statistics

Blocked Field Goals (3) – 1994 (blocked 38-yd attempt at Chicago and a 50-yd attempt in a playoff game at Cleveland), 1995 (54-yd attempt vs. Miami)

Blocked PATs (1) – 1995 (at Buffalo on Nov. 26)



# 11 DREW BLEDSOE



## Quarterback

6-5 • 233 • 4th Year

Draft: 1 (1st) '93

Washington State

Born: 2/14/72

Ellensburg, Wash.

VETERANS

**Transactions:** The Patriots selected Bledsoe with the first overall pick in the 1993 NFL draft (4/25/93) ... signed with the Patriots on July 6, 1993 ... signed a seven-year contract extension on July 20, 1995.

### Pro Career GP/GS (regular season 44/43, postseason 1/1):

Bledsoe was the eighth quarterback since the 1970 AFL-NFL merger to be selected first overall in the NFL draft ... through his first 44 games (43 starts), Bledsoe has out-performed each of his seven predecessors ... in just three seasons, Bledsoe has already made an assault on the Patriots' all-time passing records ... he currently owns franchise

single-season and single-game records for attempts, completions and yards passing ... he enters the 1996 season ranked third in career attempts (1,756), completions (937) and completion percentage (.534) and threatens to move into second in each category in 1996 ... he ranks fourth in career passing yardage (10,556) and fifth in touchdowns (53) and threatens to move into third in each category this season ... established another Patriots record last year by attempting 179 consecutive passes without an interception (10/23/95 to 11/26/95), a remarkable turnaround from his 1994 season when he was intercepted 27 times ... at the age of 23, he became the youngest player in NFL history to surpass the 10,000-yard passing plateau when he connected with Ben Coates on a 6-yard completion just before the half vs. the Jets (12/10) ... in the last two years, Bledsoe has attempted more passes (1,327) in back-to-back seasons than any other quarterback in NFL history ... he became the first quarterback in Patriots history to pass for more than 3,000 yards in back-to-back seasons.

## Extra Points

- Tommy Knecht is the only QB to have started ahead of Drew for an entire season ... in the 7th grade at Pioneer Junior High (Walla Walla, Wash.) in 1984. Drew was moved to tight end.
- Drew recently appointed his father Mac as director of the Drew Bledsoe Foundation – a foundation formed in 1995 to improve the lives of children by teaching parents better parenting skills.
- Drew's grandfather, Stu, was a Top Gun fighter pilot during World War II.

### BLEDSOE YOUNGEST TO REACH 10,000-YARD PLATEAU

Drew Bledsoe, at the age of 23, became the youngest player in NFL history to reach the 10,000-yard passing plateau, surpassing the pace set by Dan Marino in 1985. The youngest quarterbacks to reach that passing milestone are listed below.

Quarterback, Team	Age	Date	Games
Drew Bledsoe, New England	23 yrs, 299 days	12/10/95	42
Dan Marino, Miami	24 yrs, 63 days	11/17/85	38
Bernie Kosar, Cleveland	25 yrs, 9 days	12/04/88	48
Brett Favre, Green Bay	25 yrs, 69 days	12/18/94	48



**1995 (15/15):** For the second straight season, Bledsoe attempted (636) and completed (323) more passes for more yards (3,507) than any other quarterback in Patriots history ... amazingly, he did so in just 15 games ... contrary to his 1994 record-setting season (when the Patriots all but abandoned the run and relied on Bledsoe's passing to guide the offense) the Patriots stayed committed to their running game throughout the year and produced the franchise's all-time single-season rushing leader when Curtis Martin rushed for 1,487 yards ... Bledsoe had a streak of 23 consecutive starts snapped when he missed a game at Atlanta (10/1) while recovering from a separated left shoulder (non-throwing) injury, suffered in the third week of the season at San Francisco (9/17) ... he started 15 games for the Patriots and completed 323 of his 636 attempts (.508) for 3,507 yards and 13 touchdowns ... he trimmed 11 interceptions off his 1994 total, finishing with just 16 miscues all season ... for the second consecutive year, he attempted more passes than any other NFL quarterback and ranked second in the AFC in pass completions ... he finished fourth in the AFC in passing yards – 12th overall ... tied another franchise record during a seven-game stretch (10/15 to 11/26) at midseason when he attempted 179 consecutive passes without an interception (tying Tony Eason) ... his record-breaking 180th pass attempt was intercepted by Buffalo's Bryce Paup (11/26) on the Bills' goal line ... opened the season vs. Cleveland (9/3) and helped guide the Patriots to a come-from-behind 17-14 victory over the Browns ... trailing 14-9 with just 4:29 remaining in the game, Bledsoe led the Patriots on a 14-play, 85-yard drive which was capped by a Curtis Martin game-winning touchdown run with just 19 seconds remaining in the game ... it was Bledsoe's sixth come-from-behind victory of his career and the second over the Browns ... he finished the day completing 30 of 47 attempts for 302 yards and did not throw an interception in the game ... his 302 yards represented a third of a "milestone trifecta," which included Curtis Martin's 102 yards rushing and Ben Coates' 106 yards receiving ... it was just the fourth "milestone trifecta" in Patriots history ... attempted 51 passes in back-to-back losses vs. Miami (9/10) and at San Francisco (9/17) – his sixth and seventh 50-attempt game of his young career ... received a devastating hit, delivered by LB Ken Norton, late in the first quarter at San Francisco and was forced to leave the game with a separated left shoulder ... showed tremendous will and determination when he re-entered the game early in the second quarter and played through the pain after missing just one offensive series ... played the remainder of the game, but could not ignite a spark as the Patriots lost 28-3 ... finished the game completing just 21 of 51 attempts for 241 yards and threw three interceptions ... missed the following game at Atlanta (10/1) following the Patriots' bye week while still recovering from the injury ... returned to the starting lineup and attempted 56 passes the following week vs. Denver (10/8), but could not generate an offensive touchdown despite penetrating the "red zone" on four occasions ... threw his first touchdown pass of the season at Kansas City (10/15) when he connected with Vincent Brisby for a 22-yard score in the third quarter ... added a fourth quarter touchdown pass when Will Moore scored his first NFL touchdown on a 6-yard reception ... finished the game completing 25 of 47 passes for 237 yards, including the two touchdowns,

#### 1995 LEADERS OF THE PACK

Quarterback Drew Bledsoe set an NFL record with 691 pass attempts in 1994. In 1995 he repeated as the NFL leader, despite the team's success running the ball and the fact that Bledsoe missed a game due to injury.

##### Pass Attempts (NFL)

<b>636</b> .....	<b>Drew Bledsoe</b>
606 .....	Warren Moon
583 .....	Scott Mitchell
570 .....	Brett Favre
567 .....	Jeff Blake
567 .....	Jim Everett

##### Pass Completions (AFC)

326 .....	Jeff Blake
<b>323</b> .....	<b>Drew Bledsoe</b>
316 .....	John Elway
309 .....	Dan Marino
293 .....	Steve Bono
282 .....	Stan Humphries



but the Patriots could not pull out their second victory of the season and fell to 1-5 ... the Patriots hosted their first Monday Night Football game in 14 years and scored an impressive 27-14 victory over the Bills (10/23) ... threw for 262 yards and a touchdown while completing 23 of 40 attempts in that game ... connected with Brisby on his longest pass completion of the season when Brisby scored on a 47-yard reception in a 34-17 victory over Miami (11/12) ... it was the first of two touchdown passes in the game ... threw for three touchdowns in a 35-25 victory over Buffalo (11/26), completing the first series sweep of the Bills since 1987 ... hit rookie wide out Hason Graham in stride for a 37-yard touchdown vs. New York (12/10) to help the Patriots to a 31-28 victory to complete a series sweep over the Jets ... sustained a contusion to his right shoulder in the first quarter at Pittsburgh (12/16) when Greg Lloyd pressured Bledsoe on a pass attempt – yet finished the game with a season-high performance completing 39 of 60 passes for 336 yards and three touchdowns to earn Staples Star of the Game honors ... closed out the season completing just 17 of 37 passes for 186 yards in a 7-10 loss at Indianapolis (12/23) ... scored the only touchdown of the game on a 31-yard pass to Hason Graham.

#### PASSING FANCY

In 1995, Drew Bledsoe set a Patriots record for consecutive pass attempts without an interception. During a seven-game span, Bledsoe threw 179 passes without throwing an interception, breaking Tony Eason's franchise record set in 1986. Bledsoe's 180th pass attempt was intercepted by Bryce Paup on the Buffalo Bills goal line. It was Bledsoe's first of three interceptions that day, but the Patriots won 35-25.

**1994 (16/16, 1/1):** Bledsoe threw more times (691) and completed more passes (400) for more yards (4,555) than any other quarterback in 1994 ... he finished fourth in the league with 25 touchdown passes, trailing only Steve Young (35), Brett Favre (33) and Dan Marino (30) ... he guided the top-rated passing offense in the NFL, averaging 277.8 yards per game ... earned Patriots' Miller Lite Player of the Game a total of four times, weeks 1, 2, 11 and 16 ... selected the NFL's Miller Lite Player of the Week — as selected by a national media panel — and AFC Player of the Week by the NFL for his performances against Green Bay 10/2 (53-29-334-2 tds-1 int) and Minnesota 11/13 (70-45-426-3 tds-0 ints) ... he completed over 50 passes to five different targets — Ben Coates (96), Michael Timpson (74), Leroy Thompson (65), Vincent Brisby (58), and Kevin Turner (52) — for the first time in NFL history ... became the youngest quarterback (22-years old) to play in the Pro Bowl in the history of the game ... was a UPI second-team All-AFC selection ... set three NFL passing records — most attempts in a season (691), most attempts in a game (70) and most completions in a game (45) ... came within four pass completions to establish a fourth NFL record — his 400 completions rank second only to Warren Moon who completed 404 passes for Houston in 1991 ... set eight franchise passing records — most attempts in a season (691), most attempts in a game (70), most completions in a season (400), most completions in a game (45), most passing yardage in a season (4,555), most passing yardage in a game (426), most consecutive 300-yard games (4) and most 300-yard games in one season (6) ... in 1994 alone, Bledsoe attempted more passes (691), completed more passes (400) and threw for more yards (4,555) than 31 of his 36 predecessors had accomplished during their Patriots'

#### HOW'S THIS FOR STARTERS?

In 1994, Drew Bledsoe started all 16 games for the Patriots and threw 691 of the team's record-setting 699 passes in 1994. In doing so, he became the first quarterback to start every game for the Patriots in 15 years. Steve Grogan was the last quarterback to start every game for the Patriots, back in 1979. Thirteen different quarterbacks have split time since then.



careers ... Bledsoe started every game in 1994 to become the first Patriots quarterback to do so since Steve Grogan started every game in 1975 ... among NFL quarterbacks, only Dan Marino, who threw for 5,084 yards in 1984, had a more spectacular sophomore season than Bledsoe ... he opened the season at Miami (9/4) and set a Patriots passing record by throwing for 421 yards (which he broke nine games later) in just his 13th NFL start ... in that season-opener, he completed 32 of 51 passes while throwing four touchdowns ... it was the second time in his short career that he had thrown for four touchdowns in a game ... connected with Ben Coates on a 62-yard touchdown strike — the longest completion of Bledsoe's career ... earned Patriots' Miller Lite Player of the Game honors, as voted by a local media panel, for his performance ... nearly duplicated his performance the following week in the home opener vs. Buffalo (9/11) ... completed 26 of 42 passes (.619) for 380 yards and three touchdowns to earn consecutive Patriots' Miller Lite Player of the Game honors ... passed for over 300 yards in five of his first six games of the season ... trailing 19-20 in the third quarter at Cincinnati (9/18), Bledsoe led the Patriots 80 yards on eight plays, capped by a 34-yard touchdown pass to Michael Timpson to take a 25-20 lead ... put the game out of reach on the following possession with a 61-yard scoring drive to give the Patriots a 31-20 lead in the 31-28 victory ... Bledsoe finished the game with 365 yards and a touchdown, completing 30 of 50 pass attempts (.600) in the Patriots' first victory of the season ... with a 10-7 lead and just under six minutes remaining in the second quarter at Detroit (9/25), Bledsoe guided a 14-play, 69-yard scoring drive capped by a 7-yard touchdown pass to Ben Coates with just 21 seconds remaining to take a 17-7 lead in the 23-17 victory ... he completed 21 of 33 attempts (.636) for 251 yards and a touchdown ... trailing 16-14 with 1:14 remaining in the game vs. Green Bay (10/2), Bledsoe directed the Patriots on an 11-play, 45-yard drive which set up the game-winning field goal by Matt Bahr (33 yards) with just :04 remaining in the game — the Patriots won 17-16 ... threw for over 300 yards for the fifth time in six weeks when he completed 23 of 55 passes for 321 yards and two touchdowns in a 21-17 loss vs. the Raiders (10/9) ... threw for 242, 125 and 166 yards in three consecutive losses before exploding for a franchise record by completing 45 of 70 passes for 421 yards and three touchdowns vs. Minnesota (11/13) ... trailing 20-0 with 58 seconds remaining in the first half, he completed four consecutive passes to lead the Patriots on a seven-play, 48-yard drive to position Matt Bahr for a 38-yard field goal as time expired ... in the second half, Bledsoe turned in what has already become a

## ONE FOR THE BOOKS!!!

As fans left Foxboro Stadium on November 13, 1994, in celebration of the greatest come-from-behind victory in Patriots history, many realized they had just witnessed what will certainly become a legendary passing performance. Below is a breakdown of Drew Bledsoe's record-setting performance in the Patriots' 26-20 overtime upset over the Minnesota Vikings.

Passing	Att	Comp	Yds	Pct	TD	Int	Lg	Sacks	Rating
1st Half Passing	17	8	72	47.0	0	0	20	0	58.9
2nd Half Passing	53	37	354	69.8	3	0	31t	0	107.0
<b>Passing Total</b>	<b>*70</b>	<b>*45</b>	<b>426</b>	<b>64.3</b>	<b>3</b>	<b>0</b>	<b>31t</b>	<b>0</b>	<b>95.3</b>

\* denotes all-time NFL record

Passing	Att	Comp	Yds	Pct	TD	Int	Lg	Sacks	Rating
1st Quarter Passing	3	1	7	33.3	0	0	7	0	39.6
2nd Quarter Passing	14	7	65	50.0	0	0	20	0	63.1
3rd Quarter Passing	20	13	127	65.0	1	0	31t	0	99.4
4th Quarter Passing	27	18	171	66.7	1	0	25	0	96.4
Overtime Passing	6	6	56	100.0	1	0	15	0	179.9
First 29 minutes	11	4	21	36.4	0	0	8	0	40.3
Final 34:10	59	41	402	69.5	3	0	31t	0	105.3





legendary performance by completing 37 of 53 attempts (.698) for 354 yards and three touchdowns, without an interception, a sack or a penalty called against him ... connected with Ray Crittenden on a 31-yard touchdown on the opening drive of the second half ... pulled to within three (20-17) with a 5-yard touchdown pass to Leroy Thompson with 2:27 remaining in the game ... with just 1:51 remaining in the game, Bledsoe converted a 4th-and-10 with a 25-yard completion to Vincent Brisby ... completed his next four attempts to take the Patriots to the five-yard line, where Matt Bahr kicked the game-tying field goal with just 14 seconds remaining to send the game to overtime ... he completed his first five attempts of the overtime period and won the game (26-20) with a 14-yard touchdown strike to Kevin Turner in the corner of the end zone ... the 26 unanswered points in a 26-20 overtime victory over the Vikings ignited a seven-game win streak to close the season ... trailing 9-10 at Indianapolis (11/27) with 3:13 remaining in the game, Bledsoe directed his third 4th-quarter comeback of the season with a 12-play, 55-yard drive to position Bahr for his second game-winning field goal (42 yards) of the season ... finished the game completing 26 of 36 attempts for a season-high 72.2% completion percentage ... ended the season with consistency, throwing for 277, 276 and 277 yards respectively in the last three regular season games ... recorded a nearly flawless day at Buffalo (12/18) by completing 22 of 31 attempts (.710) for 276 yards and three touchdowns without an interception or a sack in a 41-17 victory at Buffalo ... clinched the Patriots' first playoff berth in eight seasons with a 13-3 victory at Chicago (12/24) ... completed just over 60 percent of his attempts (23 of 38) for 277 yards and secured the victory with a 3-yard touchdown pass to Leroy Thompson with 2:32 remaining in the game ... attempted 50 passes for the sixth time of the season in the Patriots 20-13 wild-card playoff loss at Cleveland (1/1/95).

#### HAVING A CAREER YEAR

In 1994 alone, Drew Bledsoe attempted more passes (691), completed more passes (400) and threw for more yards (4,555) than 31 of the franchise's 36 predecessors had accomplished in their Patriots careers. Only Steve Grogan, Babe Parilli, Tony Eason and Jim Plunkett recorded better numbers during their careers than Bledsoe did in 1994.

**1993 (13/12):** Led a Patriots' offense that improved from its 27th ranking in '92 to 12th in '93 ... led a passing attack that jumped 14 places in the NFL rankings, from 26th to 12th ... opened his rookie season as the starting quarterback until a midseason injury sidelined him for three games ... at the age of 21, he became the youngest player in franchise history and just the second rookie quarterback in team history to start in his NFL debut (Jim Plunkett started in his NFL debut in 1971) and the youngest player to ever ... his first career completion was thrown to fullback Sam Gash for a gain of seven yards (9/5) ... his first touchdown was thrown to Ben Coates, who caught a pass on a crossing pattern and ran 54 yards for a touchdown — Bledsoe's longest completion of the season ... he rewrote the Patriots rookie passing records by finishing the season with 214 completions on 429 attempts for 2,494 yards and 15 touchdowns ... voted Rookie of the Year by the Patriots' Quarterback Club ... his 2,494 yards rank fourth all-time on the NFL's rookie quarterback list and 10th all-time among the Patriots' career passing leaders ... his 429 passing attempts was the fourth-highest for a single season in team history while his 214 completions was fifth ... saved his best game for the season finale, throwing for a career-high 329 yards, completing 27 of 43 passes, including four touchdowns in a 33-27 overtime victory vs. Miami (1/2/94) ... named Miller Lite Player of the Game for his efforts vs. Miami ... he became the first Patriots quarterback since Hugh Millen (12/8/91) to throw for 300 yards in a game ... teamed with Michael Timpson on the 36-yard touchdown pass that won the game in overtime ... threw eight touchdowns and only two interceptions during the four-game win streak that ended the season ... was sacked only 16 times all season, including one streak of 14 quarters without a sack ... threw for second highest total of season, 296 yards, completing 18 of 48 passes, in 17-14 heartbreaking loss at Pittsburgh (12/5) ... inactive



for three games (vs. Houston 10/17, at Seattle 10/24 and at Indianapolis 10/31) after injuring his left knee just before halftime of the 23-21 victory at Phoenix 10/10 ... completed a season-high 28 passes on 49 attempts for 239 yards in a 19-16 overtime loss vs. Detroit (9/12).

**College:** Despite only starting 28 games during his collegiate career (1990-92), he left the school ranked second on the all-time passing list with 7,373 yards, topped only by Jack Thompson's 7,818 yards (44 games) ... his 46 touchdowns and 532 completions are second on WSU's career lists behind Thompson's 53 scores and 601 completions ... named All-Pac-10 and was ninth in the nation in total offense averaging 247.0 yards per game ... started every game, completing 211 of 386 passes for 2,770 yards and 18 touchdowns as a junior in 1992 ... hit on 37 of 66 passes for a school-record 413 yards against Montana ... selected Pac-10 Player of the Week after hitting on 18 of 30 passes for 259 yards and a touchdown in blizzard-like conditions against Washington ... broke his own school-record by throwing for 476 yards (30 of 46) and tied another record with an 87-yard pass, as the Cougars rolled up 636 total yards in a Copper Bowl victory over Utah ... All-Pac-10 conference second team pick as a sophomore after completing 199 of 358 passes (.556) for 2,741 yards ... his 2,647 yards in total offense ranked fourth-best in school history ... he became the first true freshman to start for Washington State in over 30 years in 1990.

**Personal:** Drew Bledsoe was born the son of Mac and Barbara Bledsoe on February 14, 1972 in Ellensburg, Wash. ... selected first-team all-state by the *Tacoma News Tribune* after senior year at Walla Walla (Wash.) High ... named on numerous local and regional all-star teams, including the Western 100, Northwest Nugget, *Super Prep's* Far West Offensive Player of the Year, *Long Beach Press Telegram* "Best of the West," *Seattle Times* Blue Chip and Washington State Player of the Year honors ... also lettered in basketball ... majored in education at Washington State ... established the Albert S. "Stu" Bledsoe Endowed Football Scholarship, a \$150,000 endowment to his alma mater, in the name of his grandfather ... he shares a Valentine's birthday with fellow AFC East quarterback Jim Kelly and teammate Jeff Dellenbach ... he and his wife Maura enjoyed their honeymoon vacation last June in Bali, a remote island in Indonesia.

#### DREW BLEDSOE'S NFL STATISTICS

##### Regular Season Passing Statistics

Year	Team	G/S	Att	Comp	Yds	Pct	TD	Int	Lg	Sacks	Rating
1993	Patriots	13/12	429	214	2494	49.9	15	15	54t	16/99	65.0
1994	Patriots	16/16	691	400	4555	57.9	25	27	62t	22/139	73.6
1995	Patriots	15/15	636	323	3507	50.8	13	16	47t	23/170	63.7
<b>Totals-3 yrs</b>		<b>44/43</b>	<b>1756</b>	<b>937</b>	<b>10556</b>	<b>53.4</b>	<b>53</b>	<b>58</b>	<b>62t</b>	<b>61/408</b>	<b>67.9</b>

##### Regular Season Rushing Statistics

Year	Team	No	Yds	Avg	Lg	TD
1993	Patriots	28	73	2.6	15	0
1994	Patriots	44	40	0.9	7	0
1995	Patriots	20	28	1.4	15	0
<b>Totals-3 yrs</b>		<b>72</b>	<b>113</b>	<b>1.6</b>	<b>15</b>	<b>0</b>

##### Additional Regular Season Statistics

Receptions – 1995 (1 for -9 yards off his own pass deflection)

Fumbles/Lost/Recovered – 1993 (8/4/5), 1994 (9/4/3), 1995 (11/6/1)

Misc. Tackles – 1994 (1)

##### Postseason Passing Statistics

Year	Team	G/S	Att	Comp	Yds	Pct	TD	Int	Lg	Sacks	Rating
1994	Patriots	1/1	50	21	235	42.0	1	3	21	1/10	38.3

##### Additional Postseason Statistics

Rushing – 1994 (2-2-1.0-2 lg-0 tds)

##### Pro Bowl Passing Statistics

Year	Team	G/S	Att	Comp	Yds	Pct	TD	Int	Lg	Sacks	Rating
1994	AFC	1/0	13	5	43	38.5	0	1	18	0/0	47.6



## DREW BLEDSOE'S CAREER GAME-BY-GAME TOTALS

## 1993 Game-By-Game Passing Totals

Date	Opponent	Att	Cmp	Yards	Pct	TD	Lg	Int	Sacks	W/L	Score
9/05	at Buffalo	30	14	148	46.7	2	54t	1	3-13	L	14-38
9/12	Detroit	49	28	239	57.1	1	38	1	2-8	L	o 16-19
9/19	Seattle	44	20	238	45.5	1	25	2	2-15	L	14-17
9/26	at NY Jets	42	19	195	45.2	0	44	2	3-15	L	7-45
10/10	at Phoenix*	17	8	85	47.1	1	20	0	2-18	W	23-21
10/17	Houston				Inactive					L	14-28
10/24	at Seattle				Inactive					L	9-10
10/31	at Indianapolis				Inactive					L	6-9
11/07	Buffalo**	16	8	96	50.0	0	26	0	1-9	L	o 10-13
11/21	at Miami	42	23	275	54.8	1	40t	1	2-14	L	13-17
11/28	NY Jets	18	10	134	55.6	0	24	1	0-0	L	0-6
12/05	at Pittsburgh	48	18	296	37.5	1	48	5	0-0	L	14-17
12/12	Cincinnati	22	11	106	50.0	1	18	0	0-0	W	7-2
12/19	at Cleveland	47	19	210	40.4	1	24	1	1-7	W	20-17
12/26	Indianapolis	11	9	143	81.8	2	30	0	0-0	W	38-0
1/2/94	Miami	43	27	329	62.8	4	42	1	0-0	W	o 33-27
<b>1993 Totals</b>		429	214	2494	49.9	15	54t	15	16-99	5-11	

\* sustained a left knee strain and did not return in the second half

\*\* did not start, but played in relief of Scott Secules

## 1994 Game-By-Game Passing Totals

Date	Opponent	Att	Cmp	Yards	Pct	TD	Lg	Int	Sacks	W/L	Score
9/04	at Miami	51	32	421	62.7	4	62t	2	1-3	L	35-39
9/11	Buffalo	42	26	380	61.9	3	32	2	2-9	L	35-38
9/18	at Cincinnati	50	30	365	60.0	1	34t	2	0-0	W	31-28
9/25	at Detroit	33	21	251	63.6	1	43	0	1-6	W	23-17
10/02	Green Bay	53	29	334	54.7	2	37t	1	2-22	W	17-16
10/09	L.A. Raiders	55	23	321	41.8	2	26	3	3-16	L	17-21
10/16	at N.Y. Jets	41	22	242	53.7	1	39	1	3-22	L	17-24
10/30	Miami	33	16	125	48.5	0	15	3	2-11	L	3-23
11/06	at Cleveland	43	20	166	46.5	0	20	4	2-7	L	6-13
11/13	Minnesota	70	45	426	64.3	3	31t	0	0-0	W	o 26-20
11/20	San Diego	36	21	224	58.3	1	27t	2	1-7	W	23-17
11/27	at Indianapolis	36	26	271	72.2	0	37	1	2-14	W	12-10
12/04	N.Y. Jets	34	19	199	55.9	1	20	1	1-8	W	24-13
12/11	Indianapolis	45	25	277	55.6	2	43	4	0-0	W	28-18
12/18	at Buffalo	31	22	276	71.0	3	34	0	0-0	W	41-17
12/24	at Chicago	38	23	277	60.5	1	37	1	2-14	W	13-3
<b>1994 Totals</b>		691	400	4555	57.9	25	62t	27	22-139	10-6	

1/1 at Cleveland+ 50 21 235 42.0 1 21 3 1-10 L 20-13

Date	Opponent	Att	Cmp	Yards	Pct	TD	Lg	Int	Sacks	W/L	Score
09/03	Cleveland	47	30	302	63.8	0	32	0	0-0	W	17-14
09/10	Miami	51	25	267	49.0	0	33	2	1-14	L	3-20
09/17	at San Francisco	51	21	241	41.2	0	31	3	4-22	L	3-28
10/01	at Atlanta				Inactive					L	17-30
10/08	Denver	56	24	248	42.9	0	33	0	2-23	L	3-37
10/15	at Kansas City	47	25	237	53.2	2	22t	1	3-24	L	26-31
10/23	Buffalo	40	23	262	57.5	1	35	0	0-0	W	27-14
10/29	Carolina	44	22	228	50.0	0	21	0	0-0	L	o 17-20
11/05	at N.Y. Jets	27	13	173	48.1	0	35	0	0-0	W	20-7
11/12	at Miami	25	14	209	56.0	2	47t	0	1-4	W	34-17
11/19	Indianapolis	39	20	180	51.3	0	19	0	5-29	L	10-24
11/26	at Buffalo	45	21	263	46.7	3	22	3	1-6	W	35-25
12/03	New Orleans	31	18	197	58.1	0	27	2	2-6	L	17-31
12/10	N.Y. Jets	36	11	178	30.6	1	43	1	1-11	W	31-28
12/16	at Pittsburgh	60	39	336	65.0	3	25	1	2-14	L	27-41
12/23	at Indianapolis	37	17	186	45.9	1	31t	3	1-17	L	7-10
<b>1995 Totals</b>		636	323	3507	50.8	13	47t	16	23-170	6-10	

+ - wild-card playoff game

o - overtime

VETERANS



## DREW BLEDSOE'S SINGLE-GAME SUPERLATIVES

\* denotes wild-card playoff game

o - denotes overtime

## GAMES WITH MORE THAN 50 PASS ATTEMPTS

Date	Opponent	Att	Cmp	Yards	Pct	TD	Lg	Int	W/L	Score
11/13/94	Minnesota	70	45	426	64.3	3	31t	0	W o	26-20
12/16/95	at Pittsburgh	60	39	336	65.0	3	25	1	L	27-41
10/08/95	Denver	56	24	248	42.9	0	33	0	L	3-37
10/09/94	L.A. Raiders	55	23	321	41.8	2	26	3	L	17-21
10/02/94	Green Bay	53	29	334	54.7	2	37t	1	W	17-16
09/17/95	at San Francisco	51	21	241	41.2	0	31	3	L	3-28
09/10/95	Miami	51	25	267	49.0	0	33	2	L	3-20
09/04/94	at Miami	51	32	421	62.7	4	62t	2	L	35-39
09/18/94	at Cincinnati	50	30	365	60.0	1	34t	2	W	31-28
01/01/95	at Cleveland*	50	21	235	42.0	1	21	3	L	13-20

## GAMES WITH MORE THAN 30 PASS COMPLETIONS

Date	Opponent	Att	Cmp	Yards	Pct	TD	Lg	Int	W/L	Score
11/13/94	Minnesota	70	45	426	64.3	3	31t	0	W o	26-20
12/16/95	at Pittsburgh	60	39	336	65.0	3	25	1	L	27-41
09/04/94	at Miami	51	32	421	62.7	4	62t	2	L	35-39
09/18/94	at Cincinnati	50	30	365	60.0	1	34t	2	W	31-28
09/03/95	Cleveland	47	30	302	63.8	0	32	0	W	17-14

## TOP FIVE COMPLETION PERCENTAGE GAMES

Date	Opponent	Att	Cmp	Yards	Pct	TD	Lg	Int	W/L	Score
12/26/93	Indianapolis	11	9	143	81.8	2	30	0	W	38-0
11/27/94	at Indianapolis	36	26	271	72.2	0	37	1	W	12-10
12/18/94	at Buffalo	31	22	276	71.0	3	34	0	W	41-17
12/16/95	at Pittsburgh	60	39	336	65.0	3	25	1	L	27-41
11/13/94	Minnesota	70	45	426	64.3	3	31t	0	W o	26-20

## 300-YARD GAMES

Date	Opponent	Att	Cmp	Yards	Pct	TD	Lg	Int	W/L	Score
11/13/94	Minnesota	70	45	426	64.3	3	31t	0	W o	26-20
09/04/94	at Miami	51	32	421	62.7	4	62t	2	L	35-39
09/11/94	Buffalo	42	26	380	61.9	3	32	2	L	35-38
09/18/94	at Cincinnati	50	30	365	60.0	1	34t	2	W	31-28
12/16/95	at Pittsburgh	60	39	336	65.0	3	25	1	L	27-41
10/02/94	Green Bay	53	29	334	54.7	2	37t	1	W	17-16
01/02/93	Miami	43	27	329	62.8	4	42	1	W o	33-27
10/09/94	L.A. Raiders	55	23	321	41.8	2	26	3	L	17-21
09/03/95	Cleveland	47	30	302	63.8	0	32	0	W	17-14

## 3+ TOUCHDOWN GAMES

Date	Opponent	Att	Cmp	Yards	Pct	TD	Lg	Int	W/L	Score
09/04/94	at Miami	51	32	421	62.7	4	62t	2	L	35-39
01/02/94	Miami	43	27	329	62.8	4	42	1	W o	33-27
12/18/94	at Buffalo	31	22	276	71.0	3	34	0	W	41-17
12/16/95	at Pittsburgh	60	39	336	65.0	3	25	1	L	27-41
11/26/95	at Buffalo	45	21	263	46.7	3	22	3	W	35-25
11/13/94	Minnesota	70	45	426	64.3	3	31t	0	W o	26-20
09/11/94	Buffalo	42	26	380	61.9	3	32	2	L	35-38

## NO INTERCEPTION/NO SACK GAMES

Date	Opponent	Att	Cmp	Yards	Pct	TD	Lg	Int	W/L	Score
12/26/93	Indianapolis	11	9	143	81.8	2	30	0	W	38-0
12/18/94	at Buffalo	31	22	276	71.0	3	34	0	W	41-17
12/12/93	Cincinnati	22	11	106	50.0	1	18	0	W	7-2
11/13/94	Minnesota	70	45	426	64.3	3	31t	0	W o	26-20
11/05/95	at N.Y. Jets	27	13	173	48.1	0	35	0	W	20-7
10/29/95	Carolina	44	22	228	50.0	0	21	0	L o	17-20
10/23/95	Buffalo	40	23	262	57.5	1	35	0	W	27-14
09/03/95	Cleveland	47	30	302	63.8	0	32	0	W	17-14

**note:** Patriots are 10-4 in games Bledsoe is not intercepted and 10-3 in games he has not been sacked.



## DREW BLEDSOE'S LONGEST COMPLETIONS

Distance	Receiver	Opponent	Date
62 td	Ben Coates	at Miami	9/4/94
54 td	Ben Coates	at Buffalo	9/5/93
48	Michael Timpson	at Pittsburgh	12/5/93
47td	Vincent Brisby	at Miami	11/12/95
44	Ray Crittenden	at N.Y. Jets	9/26/93
43	Vincent Brisby	N.Y. Jets	12/10/95
43	Vincent Brisby	Indianapolis	12/11/94
43	Vincent Brisby	at Detroit	9/25/94
42	Ben Coates	Miami	1/2/94
40 td	Ray Crittenden	at Miami	11/21/93
39	Ben Coates	at N.Y. Jets	10/16/94
38	Leonard Russell	Detroit	9/12/93
37td	Hason Graham	N.Y. Jets	12/10/95
37	Michael Timpson	at Chicago	12/24/94
37	Ben Coates	Indianapolis	12/11/94
37	Michael Timpson	at Indianapolis	11/27/94
37td	Vincent Brisby	Green Bay	10/2/94
36td	Michael Timpson	Miami	1/2/94
35	Vincent Brisby	at N.Y. Jets	11/5/95
35	Ben Coates	Buffalo	10/23/95
34	Michael Timpson	at Buffalo	12/18/94
34td	Michael Timpson	at Cincinnati	9/18/94
33	Kevin Lee	Denver	10/8/95
33	Will Moore	Miami	9/10/95
33	Ray Crittenden	at Pittsburgh	12/5/93
32	Will Moore	Cleveland	9/3/95
32	Vincent Brisby	at Chicago	12/24/94
32	Kevin Turner	at Detroit	9/25/94
32	Ray Crittenden	Buffalo	9/11/94
31 td	Hason Graham	at Indianapolis	12/23/95
31	Ben Coates	at San Francisco	9/17/95
31	Vincent Brisby	at Chicago	12/24/94
31 td	Ray Crittenden	Minnesota	11/13/94
31	Ben Coates	Buffalo	9/11/94
31	Vincent Brisby	at Pittsburgh	12/5/93
30	Sam Gash	Cleveland	9/3/95
30 td	Michael Timpson	Indianapolis	12/26/93

VETERANS

## DREW BLEDSOE'S SINGLE-GAME CAREER LOWS

## GAMES WITH LESS THAN 25 PASS ATTEMPTS

Date	Opponent	Att	Cmp	Yards	Pct	TD	Lg	Int	W/L	Score
12/26/93	Indianapolis	11	9	143	81.8	2	30	0	W	38- 0
11/07/93	Buffalo	16	8	96	50.0	0	26	0	L o	10-13
10/10/93	at Phoenix	17	8	85	47.1	1	20	0	W	23-21
11/28/93	NY Jets	18	10	134	55.6	0	24	1	L	0- 6
12/12/93	Cincinnati	22	11	106	50.0	1	18	0	W	7- 2

## GAMES WITH LESS THAN 10 PASS COMPLETIONS

Date	Opponent	Att	Cmp	Yards	Pct	TD	Lg	Int	W/L	Score
11/07/93	Buffalo	16	8	96	50.0	0	26	0	L o	10-13
10/10/93	at Phoenix	17	8	85	47.1	1	20	0	W	23-21
12/26/93	Indianapolis	11	9	143	81.8	2	30	0	W	38-0

## GAMES WITH LESS THAN 130 YARDS PASSING

Date	Opponent	Att	Cmp	Yards	Pct	TD	Lg	Int	W/L	Score
10/10/93	at Phoenix	17	8	85	47.1	1	20	0	W	23-21
11/07/93	Buffalo	16	8	96	50.0	0	26	0	L o	10-13
12/12/93	Cincinnati	22	11	106	50.0	1	18	0	W	7- 2
10/30/94	Miami	33	16	125	48.5	0	15	3	L	3-23

## MOST INTERCEPTIONS IN A GAME

Date	Opponent	Att	Cmp	Yards	Pct	TD	Lg	Int	W/L	Score
12/05/93	at Pittsburgh	48	18	296	37.5	1	48	5	L	14-17
12/11/94	Indianapolis	45	25	277	55.6	2	43	4	W	28-18
11/06/94	at Cleveland	43	20	166	46.5	0	20	4	L	6-13





## DREW BLEDSOE GAME-BY-GAME VS THE AFC EAST

## BUFFALO BILLS (3-3)

Date	Opponent	Att	Cmp	Yards	Pct	TD	Lg	Int	W/L	Score
11-26-95	at Buffalo	45	21	263	46.7	3	22	3	W	35-25
10-23-95	Buffalo	40	23	262	57.5	1	35	0	W	27-14
12-18-94	at Buffalo	31	22	276	71.0	3	34	0	W	41-17
09-11-94	Buffalo	42	26	380	61.9	3	32	2	L	35-38
11-07-93	Buffalo	16	8	96	50.0	0	26	0	L o	10-13
09-05-93	at Buffalo	30	14	148	46.7	2	54t	1	L	14-38

## 6-Game Totals

204 114 1425 55.9 12 54t 6 3-3

## Average Per Game

34 19 238 55.9 2 -- 1 --

## INDIANAPOLIS COLTS (3-2)

Date	Opponent	Att	Cmp	Yards	Pct	TD	Lg	Int	W/L	Score
12-23-95	at Indianapolis	37	17	186	45.9	1	31t	3	L	7-10
11-19-95	Indianapolis	39	20	180	51.3	0	19	0	L	10-24
12-11-94	Indianapolis	45	25	277	55.6	2	43	4	W	28-18
11-27-94	at Indianapolis	36	26	271	72.2	0	37	1	W	12-10
12-26-93	Indianapolis	11	9	143	81.8	2	30	0	W	38-0

## 5-Game Totals

168 97 1057 57.7 5 43 8 3-2

## Average Per Game

34 19 211 57.7 1 — 2 —

## MIAMI DOLPHINS (2-4)

Date	Opponent	Att	Cmp	Yards	Pct	TD	Lg	Int	W/L	Score
11-12-95	at Miami	25	14	209	56.0	2	47t	0	W	34-17
09-10-95	Miami	51	25	267	49.0	0	33	2	L	3-20
10-30-94	Miami	33	16	125	48.5	0	15	3	L	3-23
09-04-94	at Miami	51	32	421	62.7	4	62t	2	L	35-39
11-21-93	at Miami	42	23	275	54.8	1	40t	1	L	13-17
01-02-94	Miami	43	27	329	62.8	4	42	1	W o	33-27

## 6-Game Totals

245 137 1626 55.9 11 62t 9 2-4

## Average Per Game

41 23 271 55.9 2 — 2 —

## NEW YORK JETS (3-3)

Date	Opponent	Att	Cmp	Yards	Pct	TD	Lg	Int	W/L	Score
12-10-95	N.Y. Jets	36	11	178	30.6	1	43	1	W	31-28
11-05-95	at N.Y. Jets	27	13	173	48.1	0	35	0	W	20-7
12-04-94	N.Y. Jets	34	19	199	55.9	1	20	1	W	24-13
10-16-94	at N.Y. Jets	41	22	242	53.7	1	39	1	L	17-24
11-28-93	N.Y. Jets	18	10	134	55.6	0	24	1	L	0-6
09-26-93	at N.Y. Jets	42	19	195	45.2	0	44	2	L	7-45

## 6-Game Totals

198 94 1121 47.5 3 44 6 3-3

## Average Per Game

33 16 187 47.5 1 — 1 —

## BLEDSOE'S MULTIPLE GAME PERFORMANCES VS. THE NFL

Date	Opponent	Att	Cmp	Yards	Pct	TD	Lg	Int	W/L	Score
09-18-94	at Cincinnati	50	30	365	60.0	1	34t	2	W	31-28
12-12-93	Cincinnati	22	11	106	50.0	1	18	0	W	7-2

## 2-Game Totals

72 41 471 56.9 2 34t 2 2-0

Date	Opponent	Att	Cmp	Yards	Pct	TD	Lg	Int	W/L	Score
09-03-95	Cleveland	47	30	302	63.8	0	32	0	W	17-14
11-06-94	at Cleveland	43	20	166	46.5	0	20	4	L	6-13
12-19-93	at Cleveland	47	19	210	40.4	1	24	1	W	20-17
01-01-95	at Cleveland*	50	21	235	42.0	1	21	3	L	13-20

## 4-Game Totals

187 90 913 48.1 2 32 8 2-2

Date	Opponent	Att	Cmp	Yards	Pct	TD	Lg	Int	W/L	Score
09-25-94	at Detroit	33	21	251	63.6	1	43	0	W	23-17
09-12-93	Detroit	49	28	239	57.1	1	38	1	L o	16-19

## 2-Game Totals

82 49 490 59.8 2 43 1 1-1

Date	Opponent	Att	Cmp	Yards	Pct	TD	Lg	Int	W/L	Score
12-16-95	at Pittsburgh	60	39	336	65.0	3	25	1	L	27-41
12-05-93	at Pittsburgh	48	18	296	37.5	1	48	5	L	14-17

## 2-Game Totals

108 57 632 52.8 4 48 6 0-2



### BLEDSDOE'S SINGLE-GAME PERFORMANCES VS THE NFL

Date	Opponent	Att	Cmp	Yards	Pct	TD	Lg	Int	W/L	Score
10-29-95	Carolina	44	22	228	50.0	0	21	0	L	17-20
12-24-94	at Chicago	38	23	277	60.5	1	37	1	W	13-3
10-08-95	Denver	56	24	248	42.9	0	33	0	L	3-1
10-02-94	Green Bay	53	29	334	54.7	2	37t	1	W	17-16
10-15-95	at Kansas City	47	25	237	53.2	2	22t	1	L	26-31
10-09-94	L.A. Raiders	55	23	321	41.8	2	26	3	L	17-21
11-13-94	Minnesota	70	45	426	64.3	3	31t	0	W	26-20
12-03-95	New Orleans	31	18	197	58.1	0	27	2	L	17-31
10-10-93	at Phoenix	17	8	85	47.1	1	20	0	W	23-21
11-20-94	San Diego	36	21	224	58.3	1	27t	2	W	23-17
09-17-95	at San Francisco	51	21	241	41.2	0	31	3	L	3-28
09-19-93	Seattle	44	20	238	45.5	1	25	2	L	14-17

**AFC teams Bledsoe has yet to compete against:** Baltimore, Jacksonville.

**NFC teams Bledsoe has yet to compete against:** Atlanta, Dallas, St. Louis, New York, Philadelphia, Tampa Bay, Washington.

### BLEDSDOE'S PASSING RECORDS

#### NFL Individual Passing Records Set

Pass Attempts in a Single Season — 691 (1994)

Pass Attempts in a Game — 70 (11/13/94)

Pass Completions in a Game — 45 (11/13/94)

#### Team Passing Records Set

Pass Attempts in a Single Season — 691 (1994)

Pass Attempts in a Game — 70 (11/13/94)

Pass Completions in a Game — 45 (11/13/94)

Passing Yardage in a Single Season — 4,555 (1994)

Passing Yardage in a Game — 426 (11/13/94)

Consecutive 300-Yard Games — 4 (1/2/94 thru 9/18/94)

300-Yard Passing Games in a Season — 6 (1994)

50+ Pass Attempt Games in One Season — 5 (1994)

Pass Attempts Without an Interception — 179 (1995)

Most Seasons Leading the League in Attempts — 2 (1994, 1995)

Most Seasons Leading the League in Completions — 1 (1994)

Most Seasons Leading the League in Yards — 1 (1994)

### DREW BLEDSDOE'S CAREER HONORS AND AWARDS

#### Drew Bledsoe's 1993 Honors

- Miller Lite Player of the Week — vs. Miami (1/2/94)
- 1776 Quarterback Club's Rookie of the Year

#### Drew Bledsoe's 1994 Honors

- AFC Pro Bowl Selection
- UPI All-AFC - Second Team
- Patriots Miller Lite Player of the Year
- 1776 Quarterback Club's Co-Offensive MVP
- NFL's AFC Offensive Player of the Week — vs. Green Bay (10/2) and vs. Minnesota (11/13)
- Miller Lite Player of the Week — vs. Green Bay (10/2) and vs. Minnesota (11/13)
- Patriots' Miller Lite Player of the Game — at Miami (9/4), vs. Buffalo (9/11), vs. Minnesota (11/13) and at Buffalo (12/18)
- Staples Star of the Game — at Miami (9/4) and vs. Minnesota (11/13)
- Arthritis Foundation 1994 Athlete of the Year
- Boston Press Photographer 1994 Sports Personality of the Year



#### Drew Bledsoe's 1995 Honors

- Staples Star of the Game — at Pittsburgh (12/16)



## ALL-TIME NFL SINGLE-SEASON PASSING LEADERS

ATTEMPTS			COMPLETIONS		
Att	Player	Year	Comp	Player	Year
<b>691</b>	<b>Drew Bledsoe</b>	<b>1994</b>	404	Warren Moon	1991
655	Warren Moon	1991	<b>400</b>	<b>Drew Bledsoe</b>	<b>1994</b>
<b>636</b>	<b>Drew Bledsoe</b>	<b>1995</b>	385	Dan Marino	1994
623	Dan Marino	1986	378	Dan Marino	1986
615	Dan Marino	1994	377	Warren Moon	1995

## TOP 10 SINGLE-SEASON PASSING PERFORMANCES IN NFL HISTORY

#	Yards	Player	Year	Att	Comp	Pct	TD	Int
1.	5,084	Dan Marino	1984	564	362	64.2	48	17
2.	4,802	Dan Fouts	1981	609	360	59.1	33	17
3.	4,746	Dan Marino	1986	623	378	60.7	44	23
4.	4,715	Dan Fouts	1980	589	348	59.1	30	24
5.	4,690	Warren Moon	1991	655	404	61.7	23	21
6.	4,689	Warren Moon	1990	584	362	62.0	33	13
7.	4,614	Neil Lomax	1984	560	345	61.6	28	16
<b>8.</b>	<b>4,555</b>	<b>Drew Bledsoe</b>	<b>1994</b>	<b>691</b>	<b>400</b>	<b>57.9</b>	<b>25</b>	<b>27</b>
9.	4,458	Lynn Dickey	1983	484	289	59.7	32	29
10.	4,453	Dan Marino	1994	615	385	62.6	30	17

## ALL-TIME NFL SINGLE-GAME PASSING LEADERS

ATTEMPTS			COMPLETIONS		
<b>70</b>	<b>Drew Bledsoe</b>	<b>1994</b>	<b>45</b>	<b>Drew Bledsoe</b>	<b>1994</b>
68	George Blanda	1964	42	Richard Todd	1980
66	Chris Miller	1989	41	Warren Moon	1991
63	Rich Gannon	1989	40	Ken Anderson	1982
62	R. Cunningham	1989	40	Phil Simms	1985
62	Steve Dills	1981	<b>39</b>	<b>Drew Bledsoe</b>	<b>1995</b>
62	Phil Simms	1985	39	Dan Marino	1986
62	Joe Namath	1970			
61	Tommy Kramer	1979			
61	Neil Lomax	1987			
<b>60</b>	<b>Drew Bledsoe</b>	<b>1995</b>			

(Tied with seven others)

## YOUNGEST PRO BOWL QBs (1971-96)

Although Dan Marino holds the distinction of being the youngest quarterback selected to the Pro Bowl, Drew Bledsoe is the youngest quarterback to have actually played in a Pro Bowl. Marino, who was voted to start for the AFC squad as a rookie following the 1983 season, missed the game due to a knee injury. The 10 youngest quarterbacks selected to play in the Pro Bowl are listed below. The year represents the year of the Pro Bowl game, not of the previously concluded season.

Quarterback, Team	Year	Age
Dan Marino, Miami*	1984	22 yrs., 4 months, 14 days
<b>Drew Bledsoe, New England</b>	<b>1995</b>	<b>22 yrs., 11 months, 22 days</b>
Brett Favre, Green Bay	1993	23 yrs., 3 months, 28 days
Dan Marino, Miami	1985	23 yrs., 4 months, 12 days
Bernie Kosar, Cleveland#	1988	24 yrs., 2 months, 13 days
Brett Favre, Green Bay	1994	24 yrs., 3 months, 27 days
Mike Boryla, Philadelphia	1976	24 yrs., 10 months, 20 days
Pat Haden, L.A. Rams	1978	25 years to the date
Greg Landry, Detroit	1972	25 yrs., 1 month, 5 days
Ken O'Brien, N.Y. Jets	1986	25 yrs., 2 months, 6 days

\* did not play due to an injury

# named to squad by AFC coaching staff as a "need" player



## NO PEER PRESSURE

In the 27 years since the 1970 AFL-NFL merger, only eight quarterbacks have been selected first overall in the annual NFL draft. Bledsoe was the eighth to join that elite class in 1993. Below is a comparison of how each of the quarterbacks fared in their first 44 games in order of total passing yards:

Quarterback	Draft	Att	Comp	Yards	TD	Int
<b>Drew Bledsoe</b>	<b>1993</b>	<b>1756</b>	<b>937</b>	<b>10556</b>	<b>53</b>	<b>58</b>
Vinny Testaverde	1987	1316	672	9177	48	74
John Elway	1983	1317	706	8634	52	52
Troy Aikman	1989	1232	727	8420	39	55
Jeff George	1990	1289	739	8032	39	45
Jim Plunkett	1971	1100	545	7233	44	59
Steve Bartkowski	1977	1043	507	6792	37	61
Terry Bradshaw	1970	994	462	6006	35	62

VETERANS

## NFL's ALL-TIME PASSING LEADERS &amp; 3-YEAR COMPARISONS

Statistically, Drew Bledsoe is off to one of the fastest starts in NFL history. It took him just 42 games to reach the 10,000-yard passing plateau, second only to the NFL's all-time passing leader Dan Marino. Below is a list of the NFL's top-10 all-time passing leaders (career passing yards). In a separate list, Bledsoe's three-year passing totals are compared to the three-year passing totals of each of the top-10 all-time passers.

## Top-10 All-Time Passing Leaders

1. Dan Marino*	48,841
2. Fran Tarkenton	47,003
3. Dan Fouts	43,040
4. Warren Moon*	42,177
5. John Elway*	41,706
6. Joe Montana	40,551
7. Johnny Unitas	40,239
8. Dave Krieg*	35,668
9. Jim Hart	34,665
10. Boomer Esiason*	34,149

## 3-Year Passing Comparisons

Dan Marino*	11,431
<b>Drew Bledsoe*</b>	<b>10,556</b>
Warren Moon*	9,536
John Elway*	8,152
Boomer Esiason*	7,932
Fran Tarkenton	6,903
Johnny Unitas	6,055
Joe Montana	5,456
Jim Hart	5,096
Dan Fouts	4,254

\* indicates active players

## PATRIOTS ALL-TIME PASSING LEADERS

## ATTEMPTS

Att	Player	Years
3,593	Steve Grogan	'75-'90
2,413	Vito Parilli	'61-'67
<b>1,756</b>	<b>Drew Bledsoe</b>	<b>'93-'95</b>
1,503	Jim Plunkett	'71-'75
1,500	Tony Eason	'83-'89

## COMPLETIONS

Comp	Player	Years
1,879	Steve Grogan	'75-'90
1,140	Vito Parilli	'61-'67
<b>937</b>	<b>Drew Bledsoe</b>	<b>'93-'95</b>
876	Tony Eason	'83-'89
729	Jim Plunkett	'71-'75

## YARDS

Yards	Player	Years
26886	Steve Grogan	'75-'90
16747	Vito Parilli	'61-'67
10732	Tony Eason	'83-'89
<b>10556</b>	<b>Drew Bledsoe</b>	<b>'93-'95</b>
9932	Jim Plunkett	'71-'75

## TOUCHDOWNS

TDs	Player	Years
182	Steve Grogan	'75-'90
132	Vito Parilli	'61-'67
62	Jim Plunkett	'71-'75
60	Tony Eason	'83-'89
<b>53</b>	<b>Drew Bledsoe</b>	<b>'93-'95</b>

## BLEDSOE SETS ANOTHER PASSING STANDARD

Drew Bledsoe became the first quarterback in Patriots history to pass for over 3,000 yards in consecutive seasons. In 1994, he set a franchise record with 4,555 yards passing. Last season, he passed for 3,507 yards in just 15 starts. Those passing totals rank first and second, respectively, on the Patriots' all-time single-season passing list (see next page).



## PATRIOTS SINGLE-SEASON PASSING LEADERS

Critics placed much of the blame of the 1995 6-10 season on the shoulders of Drew Bledsoe. Yet, despite suffering a separated left shoulder at San Francisco in the third week of the season and a contusion to his right shoulder at Pittsburgh in the 16th week of the season, Bledsoe still threw more passes (636) for more completions (323) and more yards (3,507) than any other quarterback in the Patriots' 36-year history. Amazingly, he did so in just 15 games! Not bad for an "off" year. The Patriots' top single-season passing performances are listed below:

ATTEMPTS			COMPLETIONS		
Att	Player	Year	Comp	Player	Year
691	Drew Bledsoe .....	1994	400	Drew Bledsoe .....	1994
636	Drew Bledsoe .....	1995	323	Drew Bledsoe .....	1995
473	Babe Parilli .....	1964	276	Tony Eason .....	1986
448	Tony Eason .....	1986	259	Tony Eason .....	1984
431	Tony Eason .....	1984	246	Hugh Millen .....	1991
429	Drew Bledsoe .....	1993	228	Babe Parilli .....	1964
426	Babe Parilli .....	1965	214	Drew Bledsoe .....	1993
YARDS			TOUCHDOWNS		
Yards	Player	Year	TDs	Player	Year
4,555	Drew Bledsoe .....	1994	31	Babe Parilli .....	1964
3,507	Drew Bledsoe .....	1995	28	Steve Grogan .....	1979
3,465	Babe Parilli .....	1964	25	Drew Bledsoe .....	1994
3,328	Tony Eason .....	1986	23	Tony Eason .....	1984
3,286	Steve Grogan .....	1979	22	Butch Songin .....	1960

## NOW THERE'S A FIRST

Drew Bledsoe's career firsts are listed below:

NFL Start .....	Sept. 5, 1993 at Buffalo (Season Opener)
Attempt .....	9/5/93 at Buffalo (Incomplete - Leonard Russell)
Completion .....	9/5/93 at Buffalo (Sam Gash 7 yards)
Touchdown Pass .....	9/5/93 at Buffalo (Ben Coates 54 yards)
2 Touchdown Game .....	9/5/93 at Buffalo (30-14-148-2 tds-1 int)
3 Touchdown Game .....	1/2/94 vs. Miami (43-27-329-4 tds-1 int)
4 Touchdown Game .....	1/2/94 vs. Miami (43-27-329-4 tds-1 int)
Interception .....	9/5/93 at Buffalo (James Williams 6-yard return)
2 Interception Game .....	9/19/93 vs. Seattle (44-20-238-1 td-2 ints)
3 Interception Game .....	12/5/93 at Pittsburgh (48-18-296-1 td-5 ints)
Sack .....	9/5/93 at Buffalo (Cornelius Bennett 6-yard loss)
2 Sack Game .....	9/5/93 at Buffalo (3 for 13 yards)
200-yard game .....	9/12/93 vs. Detroit (28-24-239-1 td-1 int)
300-yard game .....	1/2/94 vs. Miami (43-27-329-4 tds-1 int)
400-yard game .....	9/4/94 at Miami (51-32-421-4 tds-2 ints)
Rush .....	9/5/93 at Buffalo (6 yards)
Touchdown Run .....	none

## FOURTH QUARTER COMEBACKS

Date	Opponent	Largest 4th Qtr Deficit	4th Quarter Stats					Final
			att	cmp	yds	td	int	
12/19/93	at Cleveland	13-17	12	4	38	0	1	20-17
01/02/94	Miami	20-24	18	12	170	2	1	33-27 (ot)*
10/02/94	Green Bay	14-16	18	8	94	1	0	17-16 *
11/13/94	Minnesota	17-20	33	24	227	2	0	26-20 (ot)*
11/27/94	at Indianapolis	9-10	8	7	56	0	0	12-10
09/03/95	Cleveland	6-14	17	10	108	0	0	17-14*
11/26/95	at Buffalo	13-25	11	7	71	2	0	35-25*
12/10/95	N.Y. Jets	17-21	3	1	4	0	0	31-28

\* indicates overcoming a deficit with less than two minutes remaining in the game





## DREW BLEDSOE'S TOUCHDOWN TARGETS

TE	Ben Coates	20
WR	Vincent Brisby	10
WR	Michael Timpson	5
RB	Leroy Thompson	5
WR	Ray Crittenden	4
FB	Kevin Turner	3

WR	Hason Graham	2
RB	Curtis Martin	1
WR	Will Moore	1
TE	Marv Cook	1
WR	Greg McMurtry	1

Note: Blue indicates current Patriots

## BLEDSOE'S CAREER RECORD AS A STARTER WHEN ...

**Overall** ..... 21-23

Home: ..... 11-12

Away: ..... 10-11

On Grass: ..... 15-17

On Turf: ..... 6-6

Indoor: ..... 2-1

Outdoor: ..... 19-22

vs. AFC ..... 16-19

vs. NFC ..... 5-4

vs. Playoff Teams ..... 8-13

**Pass Attempts**

Less than 20 ..... 2-2

20-29 attempts ..... 3-0

30-39 attempts ..... 7-5

40-49 attempts ..... 6-10

50 or more ..... 3-6

**Completions**

Less Than 10 ..... 2-1

10-19 completions ..... 6-7

20-29 completions ..... 10-13

30 or more ..... 3-2

**Yards**

Less Than 200 ..... 6-9

200-299 yards ..... 10-10

300-399 yards ..... 4-3

400 or more ..... 1-1

**Touchdowns**

None ..... 3-11

1 touchdown ..... 10-6

2 touchdowns ..... 4-3

3 or more ..... 4-3

**Interceptions**

None ..... 10-4

1 interception ..... 7-7

2 interceptions ..... 2-6

3 or more ints. .... 2-6

**Sacks**

None ..... 10-3

1 sack ..... 7-4

2 sacks ..... 4-9

3 or more sacks ..... 0-7

VETERANS

## BLEDSOE'S CAREER PASSING TOTALS – HOME AND AWAY

Home/Away	G	Att	Comp	Yards	Pct	TD	Lg	Int	S-Yds	W-L
Home	23	841	447	5123	53.2	28	43	32	34-220	11-12
Away	21	915	490	5433	53.6	25	62t	26	27-188	10-11

## BLEDSOE'S CAREER PASSING TOTALS – BY DIVISION

Division	G	Att	Comp	Yards	Pct.	TD	Lg	Int	S-Yds	W-L
AFC East	23	815	442	5229	54.7	31	62t	29	30-199	11-12
AFC Central	7	317	167	1781	52.7	7	48	13	5-28	4-3
AFC West	5	238	113	1268	47.5	6	33	8	11-85	1-4
<b>AFC Totals</b>	<b>35</b>	<b>1370</b>	<b>722</b>	<b>8278</b>	<b>52.7</b>	<b>44</b>	<b>62t</b>	<b>50</b>	<b>46-312</b>	<b>16-19</b>
NFC East	1	17	8	85	47.1	1	20	0	2-18	1-0
NFC Central	5	243	146	1527	60.1	8	43	3	7-50	4-1
NFC West	3	126	61	666	48.4	0	31	5	6-28	0-3
<b>NFC Totals</b>	<b>9</b>	<b>386</b>	<b>215</b>	<b>2278</b>	<b>55.7</b>	<b>9</b>	<b>43</b>	<b>8</b>	<b>15-96</b>	<b>5-4</b>


## BLEDSOE'S CAREER PASSING TOTALS – BY MONTH

Month	G	Att	Comp	Yards	Pct	TD	Lg	Int	S-Yds	W-L
September	11	490	266	3047	54.3	13	62t	17	19-105	3-8
October	9	386	192	2082	49.7	9	39	9	17-136	3-6
November	11	397	221	2417	55.7	10	47t	12	15-90	6-5
December	12	440	231	2681	52.5	17	48	19	10-77	8-4
January	1	43	27	329	62.8	4	42	1	0-0	1-0
January*	2	83	48	564	57.8	5	42	4	1-10	1-1

\* indicates playoff totals added in.



## 51 ANDRE BOWDEN



**Linebacker**

**6-3 • 240 • 2nd Year**

**Free Agent '94**

**Fayetteville State**

**Born: April 4, 1968**

**Raleigh, N.C.**

**Transactions:** Andre Bowden signed with the Patriots on Sept. 13, 1994 and was assigned to the team's practice squad ... he was activated to the Patriots' 53-man roster on Dec. 16, 1994 ... placed on the injured reserved list (8/19/95) due to a left ankle injury (7/23/95) and missed the entire 1995 season.

### **NFL Career GP/GS (regular season 0/0):**

Bowden returns from ankle surgery in 1995 to compete for a starting position at right outside linebacker in 1996. **1995 (0/0):** Bowden entered the 1995 training camp projected to replace Todd Collins at inside linebacker after Collins announced his intentions to retire (7/21) ... broke his left ankle two days later (7/23) during contact drills and missed the entire 1995 season after being placed on the Reserved – Injured list (8/19). **1994 (0/0):** Signed with the Patriots on Sept. 13 as one of five practice squad players ... he was activated with two games remaining in the 1994 regular season, but did not see any game action ... reported among the inactive for the final two regular season games and a playoff game at Cleveland (1/1/95).

**Arena League:** Bowden played three seasons with the Arena League's Tampa Bay Storm as a running back and linebacker and earned all-league honors in 1993 ... his career defensive totals included 76 tackles with 14 sacks, six passes defended, three forced fumbles, three fumble recoveries, three blocked kicks and an interception ... he scored on a sack for a safety in 1992 ... on offense, he rushed for 552 yards on 158 attempts (3.5 avg.) and 23 touchdowns ... he added 13 career receptions for 181 yards (13.9 avg.) and two touchdowns ... he also completed one of two pass attempts for 17 yards and a touchdown.

**College:** Four-year letterman at Fayetteville State in North Carolina ... was a Black College All-American as a senior in 1989 ... compiled 240 total tackles including 21.5 sacks ... intercepted three passes and blocked three kicks ... started in every game as a senior in 1989 and recorded 93 tackles (54 solos) including a sack, recovered a fumble and intercepted two passes ... played in nine games in 1988 and registered 78 tackles with a career-high 61 solo stops, including seven sacks ... recovered five fumbles, intercepted a pass and blocked two kicks ... made 40 stops (25 solos) in 1987, including a career-high 9.5 sacks ... played in eight games as a freshman and totaled 29 tackles with four sacks.


**Personal:** Andre Bowden was born April 4, 1968 in Raleigh, N.C. ... attended Fuquay Senior High in Fuquay-Varina, N.C. and earned all-state honors as a defensive end ... single.

## Extra Points

- Andre earned All-League honors as a fullback and linebacker for the Tampa Bay Storm of the Arena League in 1993.
- Andre is the first player in school history to make it to the NFL. According to school sources, he is only the second Fayetteville (N.C.) State product to be invited to an NFL training camp (joining WR Chris Armstrong - '93). Ironically, both received their NFL opportunities with the Patriots.



## 82 VINCENT BRISBY



**Wide Receiver**

**6-2 • 188 • 4th Year**

**Draft: 2c (58th) '93**

**Northeast Louisiana**

**Born: January 25, 1971**

**Houston, Texas**

**Transactions:** Vincent Brisby was selected by the Patriots with the final pick in the second round of the 1993 draft (58th overall).

### **Pro Career GP/GS (regular season 46/40, postseason 1/1):**

Brisby has shown steady progress in each of his first three seasons with the Patriots ... last year, Brisby led the team in receiving yards with 974, just 26 yards shy of the 1,000-yard plateau ... with the addition of rookie deep-threat Terry Glenn to the receiving corps, Brisby is expected to capitalize on being in more single-coverage situations. **1995 (16/16):** Started every game for the Patriots, despite

breaking one and dislocating another finger on his left hand during a game vs. Carolina (10/29) ... still led the team in receiving yards (974) and ranked second behind Ben Coates (84) with 66 receptions (14.8 avg.) ... both totals set career-highs for the third-year veteran ... he also recorded his two longest receptions of his career – a 72-yard pass and run from Scott Zolak at Atlanta (10/1) and a 47-yard touchdown reception from Drew Bledsoe at Miami (11/12) ... topped the 100-yard plateau in three games, another career high ... finished the season with just three touchdowns, down from his five scores in 1994 ... opened the season with seven receptions in a 17-14 victory over Cleveland (9/3) ... became the favorite target for Scott Zolak at Atlanta (10/1) when he caught nine passes for 161 yards, including a 72-yard completion in the first quarter which set up a Curtis Martin touchdown run ... each of those game totals set new single-game career highs for Brisby ... caught six passes for 59 yards and a touchdown in a 27-14 victory over Buffalo (10/23) on Monday Night Football ... broke his middle finger and dislocated the small digit on his left hand vs. Carolina (10/29), yet finished the game and totaled 62 yards on five receptions ... had only three receptions the following week at New York (11/5), but finished with 74 yards, setting a career-high with a 24.7 yard average per catch ... grabbed six passes for 118 yards, including his 47-yard touchdown in a 37-14 victory over Miami (11/12) ... gained 101 yards on six receptions in a game at Buffalo (11/26) ... nearly topped the 100-yard plateau for the fourth time in '95 at Pittsburgh (12/16), but fell 1 yard shy with 99 yards on seven catches. **1994 (14/12, 1/1):** Started 12 games at wide out ... missed two games due to a hamstring pull suffered at the New York Jets on October 16 ... still finished the season with 58 receptions for 904 yards and five touchdowns ... his 904 yards ranked third on the team and 11th in the AFC ... his 58 receptions were fourth on the team and ranked 17th in the AFC ... helped form the quintet of Patriots receivers who set an NFL record by each catching over 50 passes in one season ... caught at least a pair of receptions in each of the 14 games he played ... opened the

### **Extra Points**

- Vincent was college teammates with Indianapolis' RB Roosevelt Potts and Baltimore's G Jeff Blakeshear and St. Louis RB Greg Robinson at Northeast Louisiana in 1992.
- When he's not diving for footballs, Vincent likes to deep sea dive.
- Vincent list "Silence of the Lambs" among his favorite movies.



season with five receptions for 66 yards at Miami (9/4) ... caught three passes for 67 yards, including a season-long 43-yarder at Detroit (9/25) ... registered his first professional 100-yard game vs. Green Bay (10/2) with six catches for a career-high 117 yards and scored on touchdowns of 10 and 37 yards in the 17-16 victory ... recorded a career high with eight receptions for 90 yards, including a 16-yard touchdown in a 24-13 victory over the Jets (12/4) ... caught four passes for 75 yards, including a 43-yard catch, to tie his season long, in a 28-13 victory vs. Indianapolis (12/11) ... grabbed four passes for 38 yards and two touchdowns in a 41-17 triumph over the Buffalo Bills (12/18) ... closed out the regular season with his second best single-game performance of his career with six receptions for 115 yards in the playoff-clinching 13-3 victory over Chicago (12/24) ... led the Patriots with 83 yards on six catches in the Patriots' playoff game at Cleveland (1/1/95). **1993 (16/12):** Participated in all 16 games, starting 12 at wide receiver ... emerged as a steady, reliable receiver over the course of his rookie season ... named to the Pro Football Writers Association and *Football News*' all-rookie teams ... finished second on team with 45 catches for 626 yards and two touchdowns ... led all rookie wide receivers with 45 receptions ... finished second among all NFL rookies with 45 catches trailing Miami's rookie running back Terry Kirby's 75 ... his 45 receptions ranked third in team history among rookie wide receivers (behind Randy Vataha's 51 in 1971 and Hart Lee Dykes' 49 in 1989) ... recorded a season high with six catches for 86 yards at Miami (11/21) ... scored his first career touchdown in the second week of the season on a 2-yard grab vs. Detroit (9/12) to tie the game with only :02 remaining in the game ... started in his NFL debut in the season opener at Buffalo (9/5) ... he caught his first professional pass, a 16-yard toss from Bledsoe, at Buffalo (9/5) in his NFL debut.

**College:** Three-year letterman at Northeast Louisiana ... set a school record for career touchdown receptions with 17 ... finished his career with 97 catches for 1,864 yards, ranking seventh and fourth respectively on the Indians' all-time receiving list ... rated the best receiver in the country at the Division I-AA level and named to the "Super Sleeper Team" by *The Poor Man's Guide to the NFL Draft* ... earned first-team All-America acclaim from Associated Press and *The NFL Draft Report* as a senior ... snared 56 passes for 1,050 yards (18.8 avg.) and nine touchdowns, setting school records for yards and tying another for touchdown receptions ... named National Offensive Player of the Week by *The Poor Man's Guide* after making 10 catches for a school-record 227 yards, including a 51-yard touchdown and a two-point conversion vs. Southwestern Louisiana ... garnered first-team All-Southland honors and received All-American honorable mention from *The Poor Man's Guide*, despite starting only three games at split end during his junior year ... finished season with 33 receptions for a league-leading 699 yards (21.2 avg.) ... saw limited action in three games, totaling eight receptions for 115 yards (14.4 avg.) ... did not play during his freshman campaign.

**Personal:** Vincent Cole Brisby was born on January 25, 1971 in Houston, Texas ... garnered first-team all-state honors as a wide receiver at Washington-Marion High in Lake Charles, La. with 52 receptions for 925 yards and 17 touchdowns ... voted district's Outstanding Offensive Player while leading his team to the state championship game ... received all-state acclaim in track as a member of the relay team ... became a member of Phi Beta Sigma and majored in business while attending Northeast Louisiana ... Vincent has one son, Donovan Hebert, born August 20, 1987.

#### TOP FIVE ROOKIE RECEIVERS OF 1993

Player	Pos	Team	Rec	Yds	Avg	TD
Terry Kirby	RB	Dolphins	75	874	11.7	3
<b>Vincent Brisby</b>	<b>WR</b>	<b>Patriots</b>	<b>45</b>	<b>626</b>	<b>13.9</b>	<b>2</b>
Victor Bailey	WR	Eagles	41	545	13.3	1
Glyn Milburn	RB	Broncos	38	300	7.9	3
James Jett	WR	Raiders	33	771	23.4	3

**VINCENT BRISBY'S NFL STATISTICS****Regular Season Receiving Statistics**

Year	Team	G/S	No	Yds	Avg	Lg	TD
1993	Patriots	16/12	45	626	13.9	39	2
1994	Patriots	14/12	58	904	15.6	43	5
1995	Patriots	16/16	66	974	14.8	72	3
<b>Totals - 3 yrs</b>		<b>46/40</b>	<b>169</b>	<b>2,504</b>	<b>14.8</b>	<b>72</b>	<b>10</b>

**Postseason Receiving Statistics**

Year	Team	G/S	No	Yds	Avg	Lg	TD
1994	Patriots	1/1	6	83	13.8	18	0

**Additional Statistics**

Misc. Tackles – 1993 (4), 1995 (5)

Fumbles/Lost/Rec. – 1993 (1/0/1), 1994 (1/1/0)

**Single-Game Career Highs**

Receptions – 9 at Atlanta (10/1/95)

Yards – 161 at Atlanta (10/1/95)

Average – 24.7 at New York Jets (11/5/95)

Longest - 72 at Atlanta (10/1/95)

TDs – 2 (twice) Most recent at Buffalo (12/18/94)

VETERANS

**VINCENT BRISBY'S CAREER GAME-BY-GAME RECEIVING****Vincent Brisby's 1993 Game-By-Game Receiving**

1993	Opponent	Starts	No	Yds	Avg	Lg	TD	W/L	Score
9/05	at Buffalo	S	1	16	16.0	16	0	L	14-38
9/12	Detroit	S	5	52	10.4	14	1	Lo	16-19
9/19	Seattle	p	3	39	13.0	20	0	L	14-17
9/26	at NY Jets	S	2	15	7.5	9	0	L	7-45
10/10	at Phoenix	S	3	65	21.7	39	0	W	23-21
10/17	Houston	S	3	36	12.0	15	0	L	14-28
10/24	at Seattle	p	2	18	9.0	14	0	L	9-10
10/31	at Indianapolis	S	-	-	-	-	-	L	6-9
11/07	Buffalo	p	2	39	19.5	22	0	Lo	10-13
11/21	at Miami	S	6	86	14.3	29	0	L	13-17
11/28	NY Jets	S	2	43	21.5	23	0	L	0-6
12/05	at Pittsburgh	S	2	43	21.5	31	0	L	14-17
12/12	Cincinnati	p	2	28	14.0	18	0	W	7-2
12/19	at Cleveland	S	6	77	12.8	22	0	W	20-17
12/26	Indianapolis	S	-	-	-	-	-	W	38-0
1/02	Miami	S	6	69	11.5	14	1	Wo	33-27

**1993 Totals**      **16/12**   **45**   **626**   **13.9**   **39**   **2**   **5-11**
**Vincent Brisby's 1994 Game-By-Game Receiving**

1994	Opponent	Starts	No	Yds	Avg	Lg	TD	W/L	Score
9/04	at Miami	S	5	66	13.2	21	0	L	35-39
9/11	Buffalo	S	3	42	14.0	18	0	L	35-38
9/18	at Cincinnati	S	3	47	15.7	18	0	W	31-28
9/25	at Detroit	S	3	67	22.3	43	0	W	23-17
10/02	Green Bay	p	6	117	19.5	37t	2	W	17-16
10/09	L.A. Raiders	S	3	56	18.7	26	0	L	17-21
10/16	at N.Y. Jets	S	2	38	19.0	26	0	L	17-24
10/30	Miami			inactive				L	3-23
11/06	at Cleveland			inactive				L	6-13
11/13	Minnesota	S	5	68	13.6	25	0	Wo	26-20
11/20	San Diego	S	2	27	13.5	18	0	W	23-17
11/27	at Indianapolis	S	4	58	14.5	27	0	W	12-10
12/04	N.Y. Jets	S	8	90	11.3	16t	1	W	24-13
12/11	Indianapolis	S	4	75	18.8	43	0	W	28-18
12/18	at Buffalo	S	4	38	9.5	14	2	W	41-17
12/24	at Chicago	p	6	115	19.2	32	0	W	13-3

**1994 Totals**      **14/12**   **58**   **904**   **15.6**   **43**   **5**   **10-6**
**Vincent Brisby's 1994 Playoff Totals**

1/01	at Cleveland	S	6	83	13.8	18	0	L	13-20
------	--------------	---	---	----	------	----	---	---	-------





## VINCENT BRISBY'S CAREER GAME-BY-GAME RECEIVING


## Vincent Brisby's 1995 Game-By-Game Receiving

1995	Opponent	Starts	No	Yds	Avg	Lg	TD	W/L	Score
9/03	Cleveland	S	7	58	8.3	17	0	W	17-14
9/10	Miami	S	5	77	15.4	20	0	L	3-20
9/17	at San Francisco	S	4	37	9.3	12	0	L	3-28
10/01	at Atlanta	S	9	161	17.9	72	0	L	17-30
10/08	Denver	S	0	0	0.0	0	0	L	3-37
10/15	at Kansas City	S	3	48	16.0	22t	1	L	26-31
10/23	Buffalo	S	6	59	9.8	15	1	W	27-14
10/29	Carolina	S	5	62	12.4	21	0	L	o17-20
11/05	at N.Y. Jets	S	3	74	24.7	35	0	W	20- 7
11/12	at Miami	S	6	118	19.7	47t	1	W	34-17
11/19	Indianapolis	S	1	7	7.0	7	0	L	10-24
11/26	at Buffalo	S	6	101	16.8	22	0	W	35-25
12/03	New Orleans	S	0	0	0.0	0	0	L	17-31
12/10	N.Y. Jets	S	3	60	20.0	43	0	W	31-28
12/16	at Pittsburgh	S	7	99	14.1	25	0	L	27-41
12/23	at Indianapolis	S	1	13	13.0	13	0	L	7-10

**1995 Totals** 16/16 66 974 14.8 72 3 6-10

o - overtime

## 30 CORWIN BROWN



## Safety

6-1 • 200 • 4th Year

Draft: 4b (110th) '93

Michigan

Born: April 25, 1970

Chicago, Ill.

**Transactions:** Corwin Brown was selected with the Patriots' second pick in the fourth round of the 1993 NFL draft (110th player selected), which was acquired from Green Bay in exchange for running back John Stephens.

**Pro Career GP/GS (regular season 47/14, postseason 1/0):**

Brown has accumulated 89 tackles in three seasons with the Patriots ... he gained valuable playing experience as a rookie in 1993, starting 12 games at strong safety, but has received limited playing time in each of the past two seasons ... likes to make the

"big hit," which makes him a valuable asset to the Patriots' special teams coverage units. **1995 (16/2):** Played in every game and replaced Myron Guyton in the starting lineup at Kansas City (10/15) and vs. Buffalo (10/23) ... credited with 20 defensive stops, including 19 solo hits and a pass defended ... added 12 special teams tackles (nine solos) and recovered a fumble ... tied Vincent Brown to rank second on the team with six solo tackles at Kansas City ... it was his first start since the 1993 season finale vs. Miami (1/2/94) ... followed with four solo stops in the Patriots' 27-14 victory over Buffalo on Monday Night Football ... returned to a reserve roll

## Extra Points

- His nickname is "Cornflakes."
- Corwin was coached by his father, Albert Brown, at Julian High School in Chicago.
- During the spring of 1994, Corwin studied Karate-Do in a class taught by former teammate Andre Tippett.
- Corwin married his college position coach's daughter during the 1996 offseason.



when Guyton returned to the starting lineup ... saw action in each of the remaining games when the Patriots substituted him in as a sixth defensive back (dime back). **1994 (16/0, 1/0):** Played in every game for the Patriots ... saw limited action at free safety behind Myron Guyton and registered 13 tackles during the season ... greatest contribution came on special teams coverage squads ... led the team with 16 special teams tackles and forced one fumble ... recorded three special teams tackles in the home opener vs. Buffalo (9/11) ... made two terrific special teams plays in the Patriots' play-off game at Cleveland (1/1/95), the first came when he converted a fake punt into a first down on a 21-yard reception from punter Pat O'Neill ... trailing by seven with 1:30 remaining in the game, Brown recovered an onside kick to give the Patriots one last scoring opportunity. **1993 (15/12):** Started the final 12 games of the season at strong safety ... led all Patriot rookies and finished eighth on the team with 56 tackles (33 solo) ... was third on the team with eight passes defended ... recovered a fumble vs. Buffalo (11/7) ... established career highs with 12 total tackles (7 solos) vs. Buffalo (11/7) ... started his first NFL game at Phoenix (10/10) and recorded five tackles ... finished the season by recording eight tackles vs. Miami (1/2) ... listed among the Patriots' inactives at New York Jets (9/26).

**College:** Named All-American honorable mention by *The Poor Man's Guide to the NFL Draft* and *Football News* ... selected first-team all-conference by Big Ten coaches ... helped lead Michigan to three Big Ten Championships (1990, 1992, 1993), as well as three Rose Bowl appearances ... started every game his senior year and finished second on the team with 82 tackles (48 solo), five deflected passes and one interception ... phenomenal effort given in preserving a 17-17 tie vs. Notre Dame, compiling 11 stops (seven solo), forcing a fumble, blocking a field goal and knocking down a pass on the game's final play to prevent the game-winning touchdown ... completed college career with an eight-tackle performance in a Rose Bowl victory over Washington on New Year's Day ... received second-team All-Big Ten Conference recognition as a junior after starting every game and leading the secondary with 71 (49 solo) tackles ... played free safety in 10 games as a sophomore gathering 28 tackles (22 solo) with a fumble recovery, four deflections and an interception ... special teams standout, while playing strong side cornerback as a freshman.

**Personal:** Corwin Alan Brown was born on April 25, 1970 in Chicago, Ill ... he enjoyed a multitude of prep honors, including all-state, all-section, all-area and all-public recognition at Julian High in Chicago, Ill. ... lettered twice in football and once in track ... possesses a degree in English from Michigan and is pursuing his MBA ... during '94 offseason he was a student in former teammate Andre Tippett's Karate-Do class ... nickname is "Cornflakes" ... Corwin and his wife Melissa were married during the past offseason.

### CORWIN BROWN'S NFL STATISTICS

#### Regular Season Defensive Statistics

Year	Team	G/S	TT	UT	A	S-Yds	I-Yds	PD	FF	FR	SpT
1993	Patriots	15/12	56	33	23	0-0	0-0	8	0	1	3
1994	Patriots	16/0	13	9	4	0-0	0-0	0	0	0	16
1995	Patriots	16/2	20	19	1	0-0	0-0	1	0	0	12
<b>Totals-3 yrs</b>		<b>47/14</b>	<b>89</b>	<b>61</b>	<b>28</b>	<b>0-0</b>	<b>0-0</b>	<b>9</b>	<b>0</b>	<b>1</b>	<b>31</b>

#### Additional Statistics

Special Teams Forced Fumbles: 1994 (1)

Special Teams Fumbles Recovered: 1995 (1)

#### Postseason Statistics

Receptions - 1994 (1 for 21 yards)

Onside Kick Recovery - 1994 (1)

#### Single-Game Career Highs

Tackles - 12 vs. Buffalo (11/7/93)


Unassisted - 7 vs. Buffalo (11/7/93)

Assists - 5 vs. Buffalo (11/7/93)

Special Teams Tackles - 3 vs. Buffalo (9/11/94)



## 93 MONTY BROWN

**Linebacker****6-1 • 240 • 4th Year****UFA (Buffalo) '96****Ferris State****Born: April 13, 1970****Bridgeport, Mich.**

**Transactions:** Monty Brown signed with the Patriots as a restricted free agent from Buffalo without a compensation cost on April 17, 1996 ... originally signed with Buffalo as a rookie free agent on May 6, 1993 ... placed on physically unable to perform list on July 16, 1993 and activated one week later (7/23/93) ... placed on injured reserve on Nov. 30, 1994 with a pulled hamstring.

**Pro Career GP/GS (regular season 32/7, postseason 4/2):** Brown emerged as a starter on Buffalo's 13th rated defense, starting seven of

the final nine games of the regular season and both playoff games, after spending his first two seasons as a defensive reserve and a special teams role player ... he has one of the NFL's most intimidating physiques, rivaling that of former Patriot inside linebacker Vincent Brown ... signed with the Patriots as a restricted free agent, but did not cost the team any compensation since the Bills originally signed Brown as an undrafted rookie free agent. **1995 (16/7, 2/2-Buffalo):** Started only seven of 16 games during the regular season, yet ranked sixth on the team with 93 tackles (48 solos) to his credit ... he was also credited with four passes defended and two quarterback pressures, although he did not record any sacks ... participated on special teams return units and proved to be a tremendous blocker ... made quite an impression on New England, totaling 23 tackles in two games ... in his first game against the Patriots (10/23), he registered 11 tackles (five solos) in reserve duty ... he was rewarded for his performance the following week when he made his first career start at Miami (10/29) ... hosted the Patriots (11/26) and seemed to be in on every play once again, totalling a career-high 12 tackles and two passes defended ... followed up with nine tackles (five solos) at San Francisco (12/3) ... started both playoff games at inside linebacker for the Bills, recording 18 total tackles and two passes defended ... tied his career high in the AFC Divisional Playoff Game at Pittsburgh when he recorded 12 total tackles (four solos). **1994 (3/0-Buffalo):** Missed the majority of the season due to a series of quadriceps and hamstring injuries ... missed the first couple of games due to such injuries and did not see action until the fourth game of the year vs. Denver (9/26) ... listed among the Bills' inactive players prior to nine games ... saw action in back-to-back games at Pittsburgh (11/14) and vs. Green Bay (11/20), but suffered a pulled hamstring vs. the Packers and was placed on injured reserve (11/30) for the remainder of the season. **1993 (13/0, 2/0-Buffalo):** Brown was the only rookie free agent to earn a place on the roster of the defending AFC Championship Buffalo Bills ... recorded his first tackle and a quarterback pressure in his NFL debut vs. New England (9/5) ... earned a game ball vs. Washington (11/1) for his play on special

**Extra Points**

- Monty enjoys watching professional wrestling.
- He collects Batman memorabilia.
- During his career at Ferris State, Monty set school records in total tackles (584), unassisted tackles (312), interceptions (17) and fumble recoveries (9).



teams ... suffered a quadriceps injury and listed among the Bills inactive at Philadelphia (12/12) ... missed the final two games of the season due to a leg injury, but returned to play in the Bills' AFC Championship Game vs. Kansas City and Super Bowl XXVIII.

**College:** Lettered and earned first-team Kodak and Associated Press Little All-America Team honors his senior year at Ferris State ... he excelled both on and off the field, attracting GTE Academic All-American honors as well ... established new school records with 584 total tackles, 312 unassisted tackles, 16 interceptions and nine fumble recoveries.

**Personal:** Montaque N. Brown was born April 13, 1970 in Bridgeport, Mich. ... he enjoys weight lifting and body sculpting, maintaining one of the most impressive physiques in the NFL ... graduated from Ferris State with a 3.6 grade point average in management.

VETERANS

**MONTY BROWN'S NFL STATISTICS****Regular Season Defensive Totals**

Year Team	G/S	TT	UT	A	S-Yds	I-Yds	PD	FF	FR	SpT
1993 Bills	13/0	3	2	1	0-0	0-0	0	0	0	6
1994 Bills	3/0	0	0	0	0-0	0-0	0	0	0	5
1995 Bills	16/7	93	48	45	0-0	0-0	4	0	0	0
<b>Totals-3 yrs</b>	<b>32/7</b>	<b>96</b>	<b>50</b>	<b>46</b>	<b>0-0</b>	<b>0-0</b>	<b>4</b>	<b>0</b>	<b>0</b>	<b>11</b>

**Postseason Defensive Totals**

Year Team	G/S	TT	UT	A	S-Yds	I-Yds	PD	FF	FR	SpT
1993 Bills	2/0	0	0	0	0-0	0-0	0	0	0	0
1995 Bills	2/2	18	6	12	0-0	0-0	2	0	0	0
<b>Totals-2 yrs</b>	<b>4/2</b>	<b>18</b>	<b>6</b>	<b>12</b>	<b>0-0</b>	<b>0-0</b>	<b>2</b>	<b>0</b>	<b>0</b>	<b>0</b>

**Regular Season Single-Game Career Highs**

Tackles - 12 at New England (10/23/95)

Unassisted - 5 multiple times - most recent at San Francisco (12/3/95)

Assists - 7 vs. New England (11/26/95)

Passes Defensed - 2 vs. New England (11/26/95)


**Postseason Single-Game Career Highs**

Tackles - 12 at Pittsburgh (1/6/96)

Unassisted - 4 at Pittsburgh (1/6/96)

Assists - 8 at Pittsburgh (1/6/96)

Passes Defensed - 2 vs. Miami (12/30/95)

**80 TROY BROWN**

**Wide Receiver**

**5-9 • 190 • 4th Year**

**Draft: 8 (198th) '93**

**Marshall**

**Born: July 2, 1971**

**Blackville, S.C.**

**Transactions:** Troy Brown was selected by the Patriots in the eighth round of the 1993 NFL draft (198th player selected) ... placed on injured reserve list on 12/31/93 ... waived on August 28, 1994 ... re-signed on October 19, 1994 ... re-signed as a restricted free agent on Feb. 2, 1996.



**Pro Career GP/GS (regular season 37/0, postseason 1/0):**

Became the first player from Marshall University to ever play for the Patriots ... was used almost exclusively as the Patriots' punt and kickoff return specialist in his first two seasons with the Patriots ... last year, he shared the kickoff return responsibilities with David Meggett and received more playing time at wide receiver. **1995 (16/0):** The third-year receiver played in every game and finished the season with a career high 14 receptions for 159 yards (11.4 avg.) ... also

set a career high with 31 kickoff returns for 672 yards and a 21.7 yard average ... scored his first career touchdown on one of the most unusual plays of the 1995 season when he picked up a David Meggett fumble on a kick return vs. the New York Jets (12/10) and raced down the sideline for a 75-yard touchdown ... emerged as the Patriots' third receiver early in the season and recorded a single-game career high with five receptions for 72 yards (14.4 avg.) and returned two kicks for 61 yards (30.5 avg.) at San Francisco (9/17) to earn his first career Miller Lite Player of the Game honors ... followed that performance with four receptions for 44 yards (11.0 avg.) at Atlanta (10/1) ... grabbed three passes for 25 yards vs. Denver (10/8) and followed with two receptions for 18 yards at Kansas City (10/15) ... returned a career-high four kicks in games at Kansas City (10/15) and at Pittsburgh (12/16) for 107 and 83 yards, respectively. **1994 (9/0, 1/0):** Resigned with the Patriots at midseason and led the team with 24 punt returns for 202 yards ... his 8.4 yard average punt return ranked ninth in the AFC ... returned a punt 38 yards vs. Indianapolis (12/11) and finished the day with a career-high four returns for 62 yards (15.5 avg.) ... returned one kickoff for 14 yards at Cleveland (11/6). **1993 (12/0):** Played in 12 games during his rookie season and was used mainly as the kickoff and punt return specialist ... led the team and finished seventh in the league with a 9.0 yard average return on 25 punts (224 yards) ... finished second on the team with 15 kickoff returns for 243 yards (16.2 avg.) ... caught two passes for 22 yards ... inactive for three games before being placed on reserve injured list with a quadriceps injury on (12/31) ... first kickoff return of NFL career turned out to be his longest, 29 yards, at Buffalo (9/5).

**College:** Sensational all-around player at Marshall and was considered the most dangerous scoring threat in all I-AA football during his final two seasons (1991-92) ... averaged a touchdown every eight times he touched the ball (31 tds-250 att.) ... tied the NCAA record for the most touchdowns on kick returns in a single season with four and became the NCAA's all-time leader in kickoff return average with a regular season net of 29.69 yards per return (32 for 950 yards) ... ranks eighth all-time for all-purpose yardage, averaging 148.3 yards per game ... was an Associated Press first-team All-America selection and first-team all-conference selection as a wide receiver ... earned second-team all-conference recognition as a kick returner ... finished senior season with 101 receptions for 1,654 yards and 16 touchdowns, added 158 yards and two rushing touchdowns, returning 20 punts for a 10-yard average and 27 kickoffs for a 23.3-yard average ... transferred to Marshall from Lees-McRae J.C. prior to the 1991 season.

**Personal:** Troy Fitzgerald Brown was born on July 2, 1971 in Blackville, S.C. ... attended Blackville-Hilda High in Blackville, S.C. and lettered in football and track ... played on state championship team, which finished 14-1 in 1988 ... caught 46 passes for 707 yards and 10 touchdowns as a prep ... majored in computer science at Marshall ... single.

## Extra Points

- Troy was a multiple scoring threat at Marshall. In 1992, he caught 16 touchdown passes and rushed for two more (including a 63-yard run). In two years, he totaled 31 touchdowns, one score every eight times he touched the ball.
- Troy would like to pursue a career in coaching after his playing career.





### TROY BROWN'S NFL STATISTICS

#### Regular Season Receiving Statistics

Year	Team	G/S	No	Yds	Avg	Lg	TD
1993	Patriots	12/0	2	22	11.0	14	0
1994	Patriots	9/0	0	0	0.0	0	0
1995	Patriots	16/0	14	159	11.4	31	0
<b>Totals-3 yrs</b>		<b>37/0</b>	<b>16</b>	<b>181</b>	<b>11.3</b>	<b>31</b>	<b>0</b>

#### Regular Season

##### Kickoff Returns

Year	Team	G/S	No	Yds	Avg	Lg	TD
1993	Patriots	12/0	15	243	16.2	29	0
1994	Patriots	9/0	1	14	14.0	14	0
1995	Patriots	16/0	31	672	21.7	38	0
<b>Totals-3 yrs</b>		<b>37/0</b>	<b>47</b>	<b>929</b>	<b>19.8</b>	<b>38</b>	<b>0</b>

##### Punt Returns

No	FC	Yds	Avg	Lg	TD
25	9	224	9.0	19	0
24	10	202	8.4	38	0
0	0	0	0.0	0	0
<b>49</b>	<b>19</b>	<b>426</b>	<b>8.7</b>	<b>38</b>	<b>0</b>

#### Postseason Statistics

Punt Returns – 1994 (2 for 5 yards)


#### Additional Statistics

Fumbles/Lost/Rec. – 1993 (2/1/1), 1994 (2/0/2), 1995 (1/0/1) recovered a fumble on a kickoff return and returned it 75 yards for a TD.

Miscellaneous Tackles – 1994 (1), 1995 (1)

VETERANS

## 85 JOHN BURKE



#### Tight End

6-3 • 248 • 3rd Year

Draft: 4 (121st) '94

Virginia Tech

Born: September 7, 1971

Elizabeth, N.J.

**Transactions:** John Burke was drafted by the Patriots in the fourth round (121st player selected) of the 1994 NFL draft ... selection acquired from Arizona along with the Cardinals' fifth round selection (Pat O'Neill, 135th choice overall) in exchange for the Patriots' fourth round selection (107th overall - Perry Carter).

#### Pro Career GP/GS (regular season 32/10, postseason 1/0):

Burke has received limited playing time opposite All-Pro tight end Ben Coates in double tight end formations ... he is a strong blocker who also contributes in short-yardage situations and on special teams. **1995 (16/4):** Burke improved upon his 1994 rookie performance despite starting two fewer games in 1995 ... played in every game and finished the season seventh on the team with 15 receptions for 136 yards (9.1 avg.) ... provided one special teams tackle and recovered a fumble on a return ... tied his career high with four receptions for 32 yards (8.0 avg.) vs. Denver (10/8) ... added three receptions for 31 yards (10.3 avg.) the following week at Kansas City (10/15) ... caught passes in eight games during the season ... opened strong with 13 receptions in the first half of the season, but was only on the receiving end of two passes in the final eight games of the season. **1994 (16/**

### Extra Points

- John plans to pursue a career in investment banking after his NFL career.
- John resides on the Jersey Shore during his offseasons.
- John enjoys playing golf on his off days.



**6, 1/0):** Played in every game as a rookie ... made his NFL starting debut in the fifth week of the season in a 17-16 victory over Green Bay ... caught seven of his nine passes in the final two weeks of the season ... grabbed a career-high four receptions for 41 yards (10.3 avg.) in a 41-17 victory over Buffalo (12/18) ... added three receptions for 29 yards (9.7 avg.) in the season finale at Chicago (12/24) ... caught one pass for 8 yards in the playoff loss at Cleveland.

**College:** Burke was four-year letterman at Virginia Tech (1990-93) ... caught 21 passes for 303 yards and two touchdowns in his collegiate career after walking on in 1989 ... moved into starting lineup in 1992 after lettering as a special teams player and backup tight end for two seasons ... caught 10 passes for 142 yards and two touchdowns in 1993 ... added three receptions for 26 yards to that total in the Independence Bowl ... scored on touchdown receptions of 23 and 28 yards in a 45-24 romp over Syracuse ... earned the Frank O. Moseley Award as one of the top offensive hustlers in spring practice ... his longest reception of his career came vs. West Virginia in 1991 on a 48-yard catch and run ... redshirted in 1989.

**Personal:** John Richard Burke was born the son of Edmund and Margaret Burke on September 7, 1971 in Elizabeth, N.J. ... lettered two seasons at Holmdel (N.J.) High as a tight end and defensive end ... caught 28 passes for 370 yards and one touchdown and totaled 49 tackles as a senior ... also earned three letters as a pitcher on the baseball team ... played beside then offensive tackle Eugene Chung in 1990 and 1991 at Virginia Tech ... majored in finance at Virginia Tech ... single.

#### JOHN BURKE'S NFL RECEIVING STATISTICS

##### Regular Season Receiving Statistics

Year	Team	G/S	No	Yds	Avg	Lg	TD
1994	Patriots	16/6	9	86	9.6	17	0
1995	Patriots	16/4	15	136	9.1	21	0
<b>Totals 2-ys</b>		<b>32/10</b>	<b>24</b>	<b>222</b>	<b>9.3</b>	<b>21</b>	<b>0</b>

##### Postseason Receiving Statistics


Year	Team	G/S	No	Yds	Avg	Lg	TD
1994	Patriots	1/0	1	8	8.0	8	0

##### Additional Statistics

Special Teams Tackles – 1994 (3), 1995 (1)

Kickoff Returns – 1995 (1 for 7 yards)

## 41 EDDIE CADE



### Safety

6-1 • 210 • 2nd Year

Rookie Free Agent '95

Arizona State

Born: August 4, 1973

Casa Grande, Ariz.

**Transactions:** Signed with the Patriots as a rookie free agent on April 24, 1995.

**NFL Career GP/GS (regular season 10/0, postseason 0/0):** Cade contributed exclusively on special teams during his rookie season. **1995 (10/0):** Played in 10 games and was listed among the Patriots' inactives prior to six other games ... contributed consistently on the Patriots' special teams units ... finished the season with eight special teams tackles (five solos).



**College:** Finished his collegiate career with 147 tackles, three interceptions, four forced fumbles and four fumble recoveries in three seasons at Arizona State ... started 10 games at free safety in 1994 and finished with 82 tackles with four pass deflections and an interception ... led the Sun Devils with 14 tackles and a forced fumble vs. Oregon State (9/3/94) ... started nine of 11 games at free safety in 1993 ... recorded 57 total tackles, causing three fumbles and recovering two ... intercepted two passes and batted away four others ... made 11 stops in a game at Oregon State (10/2/93) ... played in 10 games, but did not start in 1992 ... made eight hits for the year in reserve ... sat out the 1991 season.

### Extra Points


- Eddie was one of five non-drafted rookie free agents to make the Patriots' final 53-man roster in 1995.
- Eddie led Santa Cruz High to an undefeated (13-0) season and a state championship.

**Personal:** Eddie Ray Cade was born on August 4, 1973 in Casa Grande, Ariz. ... lettered in football, basketball and track at Santa Cruz High in Eloy, Ariz. ... earned all-state and all-conference honors in football as a running back and defensive back while leading Santa Cruz to a 13-0 record and a state title ... rushed for a career-high 246 yards in a game as a senior ... earned all-conference honors in basketball and track ... won the state 200-meter and 400-meter races ... majored in family studies at Arizona State.

### EDDIE CADE'S NFL STATISTICS

Special Teams Tackles – 1995 (8, 5 solos)

## 54 ALCIDES CATANHO



**Linebacker**

**6-4 • 230 • 2nd Year**

**Rookie Free Agent '95**

**Rutgers**

**Born: January 20, 1972**

**Elizabeth, N.J.**

**(al-C-DEES kah-tan-O)**

**Transactions:** Signed with the Patriots as a rookie free agent on April 24, 1995 ... waived on Aug. 19, 1995 ... signed with Washington and placed on their practice squad (8/28) ... signed by the Patriots off Washington's practice squad (9/13).

### NFL Career GP/GS (regular season 12/0, postseason 0/0):

Catanho played almost exclusively on special teams in 1995. **1995 (12/0):** Played in 12 games as a rookie ... contributed to the Patriots' special teams units and totaled nine special teams

tackles ... made his NFL debut on special teams in the third game of the season at San Francisco (9/17) ... was listed among the Patriots' inactives prior to games at Atlanta (10/1) and vs. Denver (10/8) ... recovered a Dexter Carter fumble in a 20-7 victory over the New York Jets (11/5).

### Extra Points

- During his prep tenure, Elizabeth high school won the New Jersey State Championship in football, basketball and baseball.
- Alcidés played forward on his prep hoop team which finished 32-1 and won the state championship his junior year.



**College:** Recruited to Rutgers as a tight end but made the transition to linebacker in 1992 ... started at strong side linebacker in the 4-3 defense and registered a career-high 89 tackles, including eight behind the line of scrimmage ... posted 13 tackles and forced a fumble vs. Syracuse (9/17/94) ... made 15 stops, including two for losses vs. Virginia Tech (11/12/94) ... caused two fumbles ... started two of nine games in 1993 ... recorded a season-high with 13 tackles (10 solos) vs. Boston College and forced a David Green fumble which he recovered to preserve the win over BC, despite suffering from a sprained wrist ... missed most of the 1992 season due to injuries ... redshirted in 1991.


**Personal:** Alcides Catanho was born January 20, 1972 in Portugal ... one of the most highly recruited tight ends in the country out of Elizabeth (N.J.) High ... caught 36 passes for 469 yards and eight touchdowns for 8-1 Minutemen squad in 1990 ... starred at power forward on Elizabeth's top ranked basketball team ... averaged 17 points per game as a senior.

#### ALCIDES CATANHO'S NFL STATISTICS

Special Teams Tackles – 1995 (9 solos)

Special Teams Fumble Recoveries – 1995 (1)

## 32 WILLIE CLAY



**Safety**

5-10 • 198 • 5th Year

UFA (Detroit) '96

Georgia Tech

Born: September 5, 1970

Pittsburgh, Pa.

**Transactions:** Signed with the Patriots as an unrestricted free agent on March 14, 1996 ... originally drafted by the Detroit Lions in the eighth round of the 1992 NFL Draft (221st pick overall) ... signed by the Lions on July 25, 1992 ... released by Detroit on Sept. 4, 1992 and re-signed to the team's practice squad (9/8/92) ... activated Nov. 20, 1992 ... granted free agency on February 17, 1995.

#### NFL Career GP/GS (regular season 54/33, postseason 3/3):

Clay was one of the top free agent signings by the Patriots during the 1996 signing period ... he has overcome what many had labeled as size limitations coming out of college to prove that he is one of the premier big play defensive backs in the NFL ... has great anticipation and awareness and positions himself well defensively ... has intercepted two passes in a game on three occasions ... in four years, he has totaled 179 total tackles (143 solos), including a sack ... he also has 28 career passes defended to his credit, including 11 interceptions for 227 return yards ... started every game for the Lions at strong safety in 1994 and returned to start every game at free safety last year ... he has also played cornerback

### Extra Points

- Lived up to his nickname "Big Play Clay" in 1995 when he led the league in interception return yardage (173 yards) and finished second with 8 interceptions.
- In his first visit to Foxboro Stadium (9/12/93), Willie scooped up a fumble on the opening kickoff and returned it 15 yards for a touchdown. It was the quickest score (11 seconds) ever allowed by the Patriots.





during his career and has made valuable contributions to special teams ... he is expected to start at free safety for the Patriots. **1995 (16/16, 1/1):** Started every game for the Lions at free safety after making the transition from strong safety in 1994 ... finished the year with eight interceptions, more than doubling his career total in his previous three seasons (3) ... led the league with 173 interception return yards, a 21.6 yard average ... ranked second in the NFL with eight interceptions (behind Minnesota's Orlando Thomas' 9 ints.) ... his eight picks were the most by a Lion in 14 years (Jimmy Allen's 9 ints. in 1981) ... his 173 yards in returns were the most by a Lion since Lem Barney returned 10 interceptions for 232 yards during his All-Pro season ... opened the season with an interception and five total tackles at Pittsburgh (9/3) ... turned in a stellar defensive effort the following week at Minnesota (9/10) when he amassed a season-high 11 tackles (one shy of his career high) ... intercepted Brett Favre on Green Bay's first two possessions of the game and returned them 29 and 24 yards respectively (10/29) in a 24-16 victory over their divisional rivals ... tied a personal single-game high with his two interceptions (Nov. 24, 1994 vs. Buffalo) ... had another "Big Play Day" two weeks later vs. in a 27-24 victory over Tampa Bay (11/12) when he intercepted another pair of passes and returned them 32 and 11 yards respectively ... he was credited with three total passes defended and five tackles in the game ... closed out the season with interceptions and at least five tackles in each of the last three games (at Houston, vs. Jacksonville and at Tampa Bay) ... recorded six stops (five solos) and returned an interception for a career long 39 yards vs. Jacksonville (12/17) ... his interception streak was nearly broken in the regular season finale, but he kept it alive when he intercepted a pass on the final play of the game in a 37-10 victory over Tampa Bay (12/23) ... the win gave the Lions a 10-6 record and earned them a wild-card playoff berth. **1994 (16/16, 1/1):** Started every game at strong safety for the Lions and finished the season with a career high 74 tackles (58 solos) and three forced fumbles ... added 10 passes defended, including three interceptions ... returned three punts for 20 yards, a 6.7 yard average ... earned an opportunity to start at strong safety after a strong showing during the preseason ... forced a fumble at Minnesota (9/11) ... contributed to a defensive effort which yielded just 143 yards passing by San Francisco (10/19), their second-worst performance of the year ... had the best game (statistically) of his career on Thanksgiving Day vs. Buffalo (11/24) when he amassed a career high 12 tackles and intercepted the first two passes of his career, returning the second one for 28 yards and a touchdown to seal the 35-21 win in the final minutes of the game ... the following week, he intercepted a Brett Favre pass late in the fourth quarter to end a comeback bid by the Packers (12/4) and secure a 34-31 victory ... forced his third fumble of the season and registered nine hits at Miami (12/25) ... started and recorded five hits in the Lions' wild-card playoff loss to the Packers (12/31). **1993 (16/1, 1/1):** Made the transition from cornerback to safety in the preseason and played in every game for the Lions ... he was used primarily as a nickel or dime back in passing situations and on special teams throughout most of the season ... finished the season with 33 total tackles, including a sack and four passes defended ... he was also credited with a forced fumble and two fumble recoveries ... made his first career NFL start at free safety vs. Minnesota (12/5), replacing Harry Colon who was injured on the opening kickoff ... his second start was in a playoff game vs. Green Bay (1/8) ... scored on two fumble recoveries which he returned for touchdowns to become the Lions' first defensive player to score two touchdowns in a season since 1988 (George Jamison) ... recorded eight solo tackles to lead the team and added a special teams stop in the season-opener at Atlanta (9/5) ... scored his first career touchdown the following week at New England (9/12) when he recovered a fumble on the opening kickoff and returned it 15 yards to give the Lions a 7-0 lead with 14:49 remaining in the first quarter ... scored again in a 30-27 victory over Minnesota (10/31) when he returned a fumble 39 yards for a touchdown ... registered the first sack of his career in a 23-0 shutout of Tampa Bay when he caught QB Craig Erickson on a safety blitz ... returned two kickoffs, the only two of his career, for 34 yards and a long of 20 at Chicago (12/26). **1992 (6/0):** Drafted





in the eighth round as a cornerback out of Georgia Tech ... played in the final six games of his rookie season after being activated from the Lions' practice squad on Nov. 20 and recorded six total tackles (four solos) and one pass defended ... he originally survived the mandatory roster reductions during the preseason of his rookie campaign, but was waived (9/4) two days before the season opener ... re-signed with the Lions as a practice squad player ... made his NFL debut at Cincinnati (11/22) and recorded one special teams tackle ... received the most playing time of his rookie campaign in the season finale at San Francisco (12/28) ... recorded a solo stop and knocked down a pass.

**College:** Clay set Georgia Tech's all-time school record with 16 career pass interceptions, which he returned for 259 yards and one touchdown ... returned punts for the Yellow Jackets and set another school record with 101 career returns ... he finished his career ranked second in punt return yardage with 732 yards ... totaled 173 total tackles (103 solo), 16 interceptions and returned 101 punts and nine kickoffs for 162 yards during his collegiate career ... earned Associated Press, *The Sporting News* and *Football News* second-team All-American honors and was an All-ACC first-team selection as a senior ... led the conference and ranked third in the nation with nine interceptions for 66 yards and one touchdown that season (1991) ... also returned 48 punts for 431 yards and one touchdown as a senior.

**Personal:** Willie James Clay was born September 5, 1970 in Pittsburgh, Pa. ... he earned All-State and All-American honorable mention recognition as a senior at Linsly High in Wheeling, W.V. ... he was a three-sport all-state prep star, lettering four times each in football, basketball and baseball ... majored in management at Georgia Tech ... single.

#### WILLIE CLAY'S NFL STATISTICS

##### Regular Season Defensive Statistics

Year	Team	G/S	TT	UT	A	S-Yds	I-Yds	PD	FF	FR	SpT
1992	Lions	6/0	6	4	2	0-0	0-0	1	0	0	4
1993	Lions	16/1	33	31	2	1-1	0-0	4	1	2	9
1994	Lions	16/16	74	58	16	0-0	3-54	10	3	0	0
1995	Lions	16/16	66	50	16	0-0	8-173	13	0	0	1
<b>Totals-4 yrs</b>		<b>54/33</b>	<b>179</b>	<b>143</b>	<b>36</b>	<b>1-1</b>	<b>11-227</b>	<b>28</b>	<b>4</b>	<b>2</b>	<b>14</b>

##### Regular Season Interceptions Statistics

Year	Team	G/S	No	Yds	Avg	Lg	TD
1992	Lions	6/0	0	0	0.0	0	0
1993	Lions	16/1	0	0	0.0	0	0
1994	Lions	16/16	3	54	18.0	28t	1
1995	Lions	16/16	8	173	21.6	39	0
<b>Totals-4 yrs</b>		<b>54/33</b>	<b>11</b>	<b>227</b>	<b>20.6</b>	<b>39</b>	<b>1</b>

##### Additional Statistics

Punt Returns – 1994 (3 for 20 yards)

Kickoff Returns – 1993 (2 for 34 yards)

Fumble Returns – 1993 (2 for 54 yards – TDs of 39 and 15 yards)

Touchdowns – 1993 (2), 1994 (1)

##### Postseason Defensive Statistics


Year	Team	G/S	TT	UT	A	S-Yds	I-Yds	PD	FF	FR	SpT
1993	Lions	1/0	1	0	1	0-0	0-0	0	0	0	2
1994	Lions	1/1	5	4	1	0-0	0-0	0	0	0	0
1995	Lions	1/1	1	1	0	0-0	0-0	1	0	0	0
<b>Totals-3 yrs</b>		<b>3/2</b>	<b>7</b>	<b>5</b>	<b>2</b>	<b>0-0</b>	<b>0-0</b>	<b>1</b>	<b>0</b>	<b>0</b>	<b>2</b>

#### BIG-PLAY CLAY TOPS INTERCEPTION RETURN LEADERS

Willie Clay led the league with 173 interception return yards in 1995 and ranked second with 8 interceptions (21.6 average).



## 87 BEN COATES



### Tight End

6-5 • 245 • 6th Year

Draft: 5 (124th) '91

Livingstone College

Born: August 16, 1969

Greenwood, S.C.

### Pro Bowls (2): 1994, 1995

**Transactions:** Ben Coates was drafted by the Patriots with their second pick in the fifth round of the 1991 NFL draft (124th player selected) ... the Patriots acquired the selection along with a 1992 fourth round selection (100th overall - traded to Phoenix) from the Los Angeles Raiders in exchange for the Patriots' fourth round selection in the 1991 draft (100th overall - Raghib Ismail) ... signed with the Patriots on April 25, 1991 ... became a restricted free agent on Feb. 17, 1994 and re-signed with the Patriots through the 1997 season on April 2, 1994.

### Extra Points

- Ben set a franchise record with 96 receptions in 1994. His total also broke the NFL tight end record of 95, set by Todd Christensen in 1986.
- Ben opted for basketball and track rather than football during his sophomore year at Livingstone College. He returned to football the following year and became the first player in the school's history to be drafted into the NFL.
- Ben enjoys fishing when he is away from football.

VETERANS

**NFL Career GP/GS (regular season 80/45, postseason 1/1):** Coates has played in every game since being drafted in 1991 and emerged as the premier tight end in the league in 1994 when he set a new NFL record for receptions by a tight end with 96 ... he is arguably the most physical blocking tight end in football, yet has the grace and agility to make catches under extreme duress ... he will outrun linebackers and run over defensive backs ... possesses great balance and agility, making him one of the toughest receivers to bring down after the catch ... he is a powerful runner and breaks through a lot of one-on-one attempts to tackle him ... forcing Coates down after he has gained a little momentum in the open field is usually only done with a committee of defenders ... he earned All-Pro recognition following each of his last two seasons and was one of three Patriots repre-

### TOP-10 SINGLE-SEASON TE RECEPTION LEADERS

Rk	No	Player	Team	Year
1.	96	Ben Coates	New England	1994
2.	95	Todd Christensen	Raiders	1986
3.	92	Todd Christensen	Raiders	1983
4.	89	Kellen Winslow	San Diego	1980
5.	89	Ozzie Newsome	Cleveland	1984
6.	89	Ozzie Newsome	Cleveland	1983
7.	88	Kellen Winslow	San Diego	1981
8.	88	Kellen Winslow	San Diego	1983
9.	87	Shannon Sharpe	Denver	1994
10.	84	Ben Coates	New England	1995



sented in each of the last two Pro Bowls (joining Drew Bledsoe and Bruce Armstrong in 1994; Curtis Martin and Bruce Armstrong in 1995) ... he enters the 1996 season with the Patriots record of 49 consecutive games with a reception ... he broke the previous Patriots record of 42 consecutive games (set in 1963 by Jimmy Colclough) in the 10th game of the 1995 season at Miami (11/12/95) ... he remains well shy of the NFL record of 180 games, set by Art Monk (1980-94) and the NFL record by a tight end of 150 games, set by Ozzie Newsome (1979-89), but could potentially extend the streak to 65 consecutive games this season ... in addition to his consecutive reception streak, Coates also owns franchise records for most receptions in a season (96) and most receptions in a game (12) and has tied the team record for the most touchdowns in a game (3)

**1995 (16/15):** Coates led the Patriots in receiving for the third consecutive year and tied Stanley Morgan's 84 reception performance (in 1986) to rank second (behind his own record of 96 receptions) among the franchise's all-time single-season reception leaders ... finished the year with 84 catches for 915 yards and six touchdowns to lead all NFL tight ends for the second consecutive year, despite drawing multiple defensive coverages designed to stop him ... earned Associated Press first-team All-Pro honors and returned to represent the AFC in the Pro Bowl for his second straight season ... earned numerous postseason awards for his 1995 performance, duplicating many of the honors he received in 1994 (see list at end of this bio) ... ranked fifth in the AFC in receptions (84) and ninth in the conference in receiving yards (915) ... 30 of Coates' 84 receptions and four of his six touchdowns were on third down, second and third in the AFC, respectively, and just four receptions shy of the NFL lead ... over 60 percent of his receptions (51 of 84) were good for Patriots first downs ... opened the season with nine catches for 106 yards vs. Cleveland (9/3), his seventh 100-yard performance of his career ... became a magnet in the red zone, attracting multiple defenders every time the Patriots penetrated enemy territory ... recorded his first touchdown of the year in the 10th game of the season at Miami (11/12) ... the 8-yard touchdown was one of just two receptions on the day, tying his lowest production of the season ... rebounded with nine receptions for 89 yards vs. Indianapolis (11/19) ... followed that performance with his first career "hat trick," or three touchdown outing, on just six receptions (60 yards) at Buffalo (11/26) ... grabbed seven receptions for 90 yards the following week vs. New Orleans (12/3) ... recorded a season-high with 11 catches for 83 yards and two touchdowns at Pittsburgh (12/16) ... his 11 receptions tied three others (Leroy Thompson, Tony Collins and Art Graham) to rank second among the Patriots' all-time single-game reception leaders ... his two touchdowns at Pittsburgh marked the sixth multiple touchdown performance of his career, with two multiple touchdown outings in each of the last three seasons ... closed out the season with four receptions for 56 yards at Indianapolis ... 70 of his 84 receptions were caught within 10 yards from the line of scrimmage, yet he averaged over 10 yards per reception, totaling 362 yards after the catch ... turned a short pass across the middle into a season-long 35-yard reception vs. Buffalo (10/23) ... his longest touchdown reception of the year was 15 yards ... five of his six touchdowns were scored from within the 10 yard

#### PATRIOTS' ALL-TIME SINGLE-SEASON RECEIVING LEADERS

Stanley Morgan set the Patriots' all-time reception record in 1986 with 1,491 yards on 84 receptions. His reception record stood for eight years, until Coates recorded an NFL tight end record with 96 receptions in 1994. Below is a list of the top single-season performances in Patriots history:

##### All-Time Reception Leaders

1994	Ben Coates	96
1995	Ben Coates	84
1986	Stanley Morgan	84
1991	Marv Cook	82
1986	Tony Collins	77

##### 1,000-Yard Seasons

1986	Stanley Morgan	1,491
1994	Ben Coates	1,174
1981	Stanley Morgan	1,029
1991	Irving Fryar	1,014
1979	Harold Jackson	1,013



line ... had just four dropped balls all season.

**1994 (16/16, 1/1):** Earned first-team All-Pro honors for his record-breaking performance in 1994 ... elected to his first Pro Bowl as a starter ... led the Patriots in receptions (96), receiving yards (1,174), longest reception (62-yard touchdown) and most touchdown receptions (7) ... his 96 catches set an NFL receiving record by a tight end, breaking Todd Christensen's record of 95 receptions in 1986 ... Coates eclipsed the Patriots' reception record of 84 catches set by Stanley Morgan in 1986 ... led the AFC in receptions and finished fourth in the NFL following only Minnesota's Cris Carter (122 receptions), San Francisco's Jerry Rice (112) and Atlanta's Terance Mathis (111) ... his 1,174 yards receiving ranked fourth in the AFC and ninth in the NFL ... his 1,174 receiving yards was the second-best single-season performance in franchise history, trailing only Stanley Morgan's 1,491 yards in 1986 ... eclipsed the 100-yard receiving plateau five times ... led the team in receptions in eight games ... he caught more passes in 16 games in 1994 (96 total) than he had in his 48 previous games from 1991 through 1993 (83 total receptions) ... opened the season with a career-high 161-yard effort on eight receptions (20.1 avg.) including touchdowns of two and 62 yards at Miami (9/4) ... his 161 receiving yards ranks sixth in team history ... the 62-yard reception was the longest of his career, eclipsing the 54-yard touchdown reception in the 1993 season opener at Buffalo (9/5/93) ... followed with nine receptions for 124 yards (13.8 avg.) and two touchdowns vs. Buffalo (9/11) ... two scores vs. Buffalo was the third consecutive two-touchdown effort dating back to the '93 season finale vs. Miami (1/2/94) ... recorded eight receptions for 108 yards in a 31-28 victory at Cincinnati (9/18), his third consecutive 100-yard game of the season ... scored on a 7-yard reception with just 27 seconds remaining in the first half in a 23-17 victory over Detroit (9/25) ... led the Patriots with six catches for 87 yards in a 17-16 victory over Green Bay (10/2) ... followed with nine receptions for 123 yards vs. the Raiders (10/9) ... led the team with seven receptions for 92 yards the following week at New York (10/16) ... set a Patriots record with 12 receptions for 119 yards (9.9 avg.) in a 12-10 victory at Indianapolis (11/27) ... the previous franchise record was 11 receptions in a game set by Art Graham in 1966 and later tied by Tony Collins (11/29/87) and Leroy Thompson (11/13/94) ... led the Patriots receiving efforts in two of the final three games of the season with six grabs and a touchdown vs. Indianapolis (12/11) and five catches and a touchdown at Buffalo (12/18) ... capped his All-Pro year with six receptions for 79 yards in the playoff loss at Chicago (1/1/95) ... caught twice as many passes as the leading receivers on two other teams – Cleveland's Derrick Alexander (48 receptions) and Tampa Bay's Lawrence Dawsey (46).

**1993 (16/10):** Started 10 of the 16 games he played, including the final seven of the season ... led the team with 53 receptions, a career high at the time ... finished the season ranked sixth among NFL tight ends in receptions and second in touchdown receptions with eight ... his eight touchdowns led the team and ranked fourth in the AFC ... scored every 6.6 receptions ... voted the Offensive Player of the Year by the 1776 Quarterback Club of New England ... credited with six special teams tackles and added two tackles after Patriot turnovers ... his longest reception of the year was a pass over the middle which he turned into a 54-yard touchdown in the season opener at Buffalo (9/5) ... it was the first career touchdown pass thrown by quarterback Drew Bledsoe ... recorded a season-high six receptions on three occasions ... grabbed six aerials for 39 yards in the home opener vs. Detroit (9/12) ... registered career-high numbers at Indianapolis (10/31) with six receptions for 108 yards and earned Miller Lite Player of the Game honors, as selected by a local media panel ... added six catches for 95 yards and two touchdowns in the 33-27 OT victory over Miami in the season finale (1/2/94) ... scored two touchdowns on only four catches in the Patriots' first victory of the season, 23-21 at Phoenix (10/10) ... was the only Patriots receiver to top the single-game 100-yard plateau in 1993 ... led the team in receptions in six games and in receiving yards on five occasions.



**1992 (16/2):** Played in all 16 games with starts vs. San Francisco (10/11) and at Kansas City (12/13) ... caught 20 passes for 171 yards and three touchdowns ... credited with six special teams stops ... had season-high five receptions for 45 yards and a touchdown vs. San Francisco (10/11) ... caught three passes for 35 yards and a touchdown vs. Cleveland (10/25) ... had a two-yard touchdown reception at Indianapolis (11/15).

**1991 (16/2):** Played in all 16 games during rookie season ... started two games at tight end when Patriots opened up in a two tight end formation ... finished the season with 10 receptions for 95 yards and a touchdown ... also led the team in special teams tackles with 12 ... first career reception was a 6-yard pass from Tommy Hodson in the season opener at Indianapolis (9/1) ... caught second pass of his career and added two special teams tackles vs. Minnesota (10/20) ... had a season-high four catches for 41 yards at Buffalo (11/3) ... caught first career touchdown with seven seconds left in regulation to tie the game in a 23-17 overtime victory vs. Indianapolis (12/8).

**College:** Three-year letterman at Livingstone College in Salisbury, N.C. (1987-88, 1990) ... earned first-team All-CIAA and Black College Sports All-American honors as a senior after catching 36 passes for 504 yards (14.0 avg.) and nine touchdowns ... played basketball as a junior after sitting out the football season ... finished collegiate career with 103 receptions for 1,228 yards and 18 touchdowns ... took home Livingstone's MVP awards in 1987, 1988 and 1990 ... won the Baxter Holman Memorial Award as a freshman and the S.W. Lancaster Award as a sophomore.

**Personal:** Ben Terrence Coates was born on August 16, 1969 in Greenwood, S.C. ... played only one season of football at Greenwood (S.C.) High and was voted the team's Most Valuable Player ... majored in physical education at Livingstone College ... earned Most Improved Player honors on the Livingstone College track team as a sophomore ... Ben is married (Yvette) and has three children; Lauren, Brianna and Destiny.

#### BEN COATES' NFL STATISTICS

##### Regular Season Receiving Statistics

Year Team	G/S	No	Yds	Avg	Lg	TD
1991 Patriots	16/2	10	95	9.5	17	1
1992 Patriots	16/2	20	171	8.9	22t	3
1993 Patriots	16/10	53	659	12.4	54t	8
1994 Patriots	16/16	96	1,174	12.2	62t	7
1995 Patriots	16/15	84	915	10.9	35	6
<b>Totals-5 yrs</b>	<b>80/45</b>	<b>263</b>	<b>3,014</b>	<b>11.5</b>	<b>62t</b>	<b>25</b>

##### Postseason Receiving Statistics

Year Team	G/S	No	Yds	Avg	Lg	TD
1994 Patriots	1/1	6	79	13.2	24	0

##### Pro Bowl Receiving Statistics

Year Team	G/S	No	Yds	Avg	Lg	TD
1994 AFC	1/0	2	12	6.0	11	0
1995 AFC	1/1	5	66	13.2	36	0

##### Additional Regular Season Statistics

Rushing – 1991 (1 for -6 yards), 1992 (1 for 2), 1994 (1 for 0)

Kickoff Returns – 1991 (1 for 6 yards)

Fumbles/Lost/Recovered/Out of Bounds – 1992 (1/1/0/0), 1994 (2/1/2/1), 1995 (4/4/0/0)

Special Teams Tackles – 1991 (12), 1992 (6), 1993 (6)

Miscellaneous Tackles – 1993 (2), 1994 (2), 1995 (1)

##### Additional Playoff Statistics

Misc. Tackles – 1994 (1)





## BEN COATES' CAREER GAME-BY-GAME TOTALS

## Ben Coates' 1991 Game-By-Game Receiving

1991	Opponent	Starts	No	Yds	Avg	Lg	TD	W/L	Score
9/01	at Indianapolis	p	1	6	6.0	6	0	W	16-7
9/08	Cleveland	p	-	-	-	-	-	L	0-20
9/15	at Pittsburgh	p	-	-	-	-	-	L	6-20
9/22	Houston	p	-	-	-	-	-	W	24-20
9/29	at Phoenix	p	-	-	-	-	-	L	10-24
10/06	Miami	p	-	-	-	-	-	L	10-20
10/20	Minnesota	p	1	17	17.0	17	0	W	o26-23
10/27	Denver	p	-	-	-	-	-	L	6-9
11/03	at Buffalo	p	4	41	10.2	17	0	L	17-22
11/10	at Miami	S	-	-	-	-	-	L	20-30
11/17	NY Jets	S	1	7	7.0	7	0	L	21-28
11/24	Buffalo	p	1	11	11.0	11	0	W	16-13
12/01	at Denver	p	-	-	-	-	-	L	3-20
12/08	Indianapolis	p	1	2	2.0	2t	1	W	o23-17
12/15	at NY Jets	p	-	-	-	-	-	W	6-3
12/22	at Cincinnati	p	1	11	11.0	11	0	L	7-29
<b>1991 Totals</b>		16/2	10	95	9.5	17	1	6-10	

## Ben Coates' 1992 Game-By-Game Receiving

1992	Opponent	Starts	No	Yds	Avg	Lg	TD	W/L	Score
9/13	at LA Rams	p	-	-	-	-	-	L	0-14
9/20	Seattle	p	1	6	6.0	6	0	L	6-10
9/27	Buffalo	p	4	31	7.8	11	0	L	7-41
10/04	at NY Jets	p	3	23	7.7	12	0	L	21-30
10/11	San Francisco	S	5	45	9.0	14	1	L	12-24
10/18	at Miami	p	1	6	6.0	6	0	L	17-38
10/25	Cleveland	p	3	35	11.7	22t	1	L	17-19
11/01	at Buffalo	p	-	-	-	-	-	L	7-16
11/08	New Orleans	p	1	7	7.0	7	0	L	14-31
11/15	at Indianapolis	p	1	2	2.0	2	1	W	o37-34
11/22	NY Jets	p	-	-	-	-	-	W	24-3
11/29	at Atlanta	p	-	-	-	-	-	L	0-34
12/06	Indianapolis	p	-	-	-	-	-	L	0-6
12/13	at Kansas City	S	-	-	-	-	-	L	20-27
12/20	at Cincinnati	p	-	-	-	-	-	L	10-20
12/27	Miami	p	1	16	16.0	16	0	L	13-16
<b>1992 Totals</b>		16/2	20	171	8.9	22t	3	2-14	

## Ben Coates' 1993 Game-By-Game Receiving

1993	Opponent	Starts	No	Yds	Avg	Lg	TD	W/L	Score
9/05	at Buffalo	p	1	54	54.0	54t	1	L	14-38
9/12	Detroit	S	6	39	6.5	13	0	L	o16-19
9/19	Seattle	S	4	47	11.8	25	1	L	14-17
9/26	at NY Jets	p	1	6	6.0	6	0	L	7-45
10/10	at Phoenix	p	4	24	6.0	15	2	W	23-21
10/17	Houston	p	3	68	22.7	39	0	L	14-28
10/24	at Seattle	S	3	10	3.3	4	0	L	9-10
10/31	at Indianapolis	p	6	108	18.0	45	0	L	6-9
11/07	Buffalo	p	3	22	7.3	12	0	L	o10-13
11/21	at Miami	S	3	32	10.7	13	0	L	13-17
11/28	NY Jets	S	2	20	10.0	17	0	L	0-6
12/05	at Pittsburgh	S	3	33	11.0	16	1	L	14-17
12/12	Cincinnati	S	3	21	7.0	11	1	W	7-2
12/19	at Cleveland	S	3	36	12.0	18	0	W	20-17
12/26	Indianapolis	S	2	44	22.0	28	0	W	38-0
1/02	Miami	S	6	95	15.8	42	2	W	o33-27
<b>1993 Totals</b>		16/10	53	659	12.4	54t	8	5-11	



## BEN COATES' CAREER GAME-BY-GAME TOTALS

## Ben Coates' 1994 Game-By-Game Receiving

1994	Opponent	Starts	No	Yds	Avg	Lg	TD	W/L	Score
9/04	at Miami	S	8	161	20.1	62t	2	L	35-39
9/11	Buffalo	S	9	124	13.8	31	2	L	35-38
9/18	at Cincinnati	S	8	108	13.5	23	0	W	31-28
9/25	at Detroit	S	4	49	12.3	21	1	W	23-17
10/02	Green Bay	S	6	87	14.5	26	0	W	17-16
10/09	L.A. Raiders	S	9	123	13.7	26	0	L	17-21
10/16	at N.Y. Jets	S	7	92	13.1	39	0	L	17-24
10/30	Miami	S	2	17	8.5	9	0	L	3-23
11/6	at Cleveland	S	3	24	8.0	11	0	L	6-13
11/13	Minnesota	S	10	74	7.4	18	0	W	26-20
11/20	San Diego	S	2	22	11.0	13	0	W	23-17
11/27	at Indianapolis	S	12	119	9.9	16	0	W	12-10
12/4	N.Y. Jets	S	2	21	10.5	13	0	W	24-13
12/11	Indianapolis	S	6	68	11.3	37	1	W	28-18
12/18	at Buffalo	S	5	59	11.8	22	1	W	41-17
12/24	at Chicago	S	3	26	8.7	11	0	W	13-3

**1994 Totals** 16/16 96 1,174 12.2 62t 7 10-6

1/1 at Cleveland+ S 6 79 13.2 24 0 L 13-20

## Ben Coates' 1995 Game-By-Game Receiving

1995	Opponent	Starts	No	Yds	Avg	Lg	TD	W/L	Score
9/03	Cleveland	S	9	106	11.8	19	0	W	17-14
9/10	Miami	S	3	23	7.7	10	0	L	3-20
9/17	at San Francisco	S	5	72	14.4	31	0	L	3-28
10/01	at Atlanta	S	2	7	3.5	4	0	L	17-30
10/08	Denver	S	7	84	12.0	25	0	L	3-37
10/15	at Kansas City	p	3	34	11.3	18	0	L	26-31
10/23	Buffalo	S	5	75	15.0	35	0	W	27-14
10/29	Carolina	S	4	41	10.3	17	0	L	17-20
11/05	at N.Y. Jets	S	4	35	8.8	13	0	W	20-7
11/12	at Miami	S	2	18	9.0	10	1	W	34-17
11/19	Indianapolis	S	9	89	9.9	19	0	L	10-24
11/26	at Buffalo	S	6	60	10.0	18	3	W	35-25
12/03	New Orleans	S	7	90	12.9	27	0	L	17-31
12/10	N.Y. Jets	S	3	42	14.0	24	0	W	31-28
12/16	at Pittsburgh	S	11	83	7.5	13	2	L	27-41
12/23	at Indianapolis	S	4	56	14.0	28	0	L	7-10

**1995 Totals** 16/15 84 915 10.9 35 6 6-10

+ - playoff game

o - overtime game

## TOP TIGHT END TWO-YEAR TOTALS

Ben Coates replaced two-time Pro Bowl tight end Marv Cook in the starting lineup in 1993. Since that time, he has emerged as the prominent tight end in the league. The top five tight ends by receptions, yards and touchdowns are listed below:

RECEPTIONS	YARDS	TOUCHDOWNS
Ben Coates ..... 233	Shannon Sharpe .. 2761	Ben Coates ..... 21
Shannon Sharpe .. 231	Ben Coates ..... 2748	Shannon Sharpe .... 17
Brent Jones ..... 177	Eric Green ..... 2059	Brent Jones ..... 15
Jay Novacek ..... 153	Brent Jones ..... 2000	Johnny Mitchell .... 15
Eric Green ..... 152	Johnny Mitchell ... 1876	Keith Jackson ..... 14
Johnny Mitchell ... 142	Tony McGee ..... 1771	Troy Drayton ..... 14



## BEN COATES' CAREER HONORS AND AWARDS

## 1993 Honors

- 1776 Quarterback Club Offensive Player of the Year

## 1994 Awards

- Associated Press First-Team All-Pro Selection
- UPI First-Team All-AFC Selection
- First-Team Pro Bowl Selection
- *USA Today* All-Pro Team
- CNN All-Pro Team
- *Pro Football Weekly* All-NFL Team
- *Pro Football Weekly* All-AFC Team
- *Football Digest* First-Team All-Pro Selection
- *College and Pro Football Newsweekly* All-Pro
- *Football News* First-Team All-AFC
- Tom Jackson's *Pro Football Update* First-Team All-NFL
- 1776 Quarterback Club Co-Offensive Most Valuable Player
- Patriots' Miller Lite Player of the Game — at Indianapolis (11/27/94)
- Staples Star of the Game — vs. Buffalo (9/11/94)
- Staples Star of the Game — at Indianapolis (11/27/94)



## 1995 Awards

- Associated Press First-Team All-Pro Selection
- UPI First-Team All-AFC Selection
- First-Team Pro Bowl Selection
- Pro Football Writers of America All-Pro Team
- NFL Alumni Tight End of the Year
- *USA Today* All-Pro Team
- *Sports Illustrated* All-NFL Team
- *Pro Football Weekly* All-NFL Team
- *Pro Football Weekly* All-AFC Team
- *The Sporting News* All-Pro Team
- *Football Digest* Second-Team All-Pro Selection
- *College and Pro Football Newsweekly* All-Pro
- *Football News* First-Team All-AFC

VETERANS

## COATES' CAREER TOTALS VS. 1995 OPPONENTS

Team	G/S	No	Yds	Avg	Lg	TD	W-L
Arizona	2/0	4	24	6.0	15	2	1-0
Atlanta	2/1	2	7	3.5	4	0	0-2
Buffalo	10/4	38	477	12.6	54t	7	4-6
Carolina	1/1	4	41	10.3	17	0	0-1
Chicago	1/1	3	26	8.7	11	0	1-0
Cincinnati	4/2	12	140	11.7	23	1	2-2
Cleveland	5/3	18	201	11.2	22t	1	2-3
Denver	3/1	7	84	12.0	25	0	0-3
Detroit	2/2	10	88	8.8	21	1	1-1
Green Bay	1/1	6	87	14.5	26	0	1-0
Houston	2/0	3	68	22.7	39	0	1-1
Indianapolis	10/5	42	494	11.8	45	3	6-4
Kansas City	2/1	3	34	11.3	18	0	0-2
Miami	10/7	26	368	10.3	62t	5	2-8
Minnesota	2/1	11	91	8.3	18	0	2-0
N.Y. Jets	10/6	23	246	10.7	39	0	5-5
New Orleans	2/1	8	97	12.1	27	0	0-2
Oakland	1/1	9	123	13.7	26	0	0-1
Pittsburgh	3/2	14	116	8.3	16	3	0-4
St. Louis	1/0	-	-	-	-	-	0-1
San Diego	1/1	2	22	11.0	13	0	1-0
San Francisco	2/2	10	117	11.7	31	1	0-2
Seattle	3/2	8	63	7.9	25	1	0-3
<b>Totals</b>	<b>80/45</b>	<b>263</b>	<b>3,014</b>	<b>11.5</b>	<b>62t</b>	<b>25</b>	<b>29-51</b>



## BEN COATES' SINGLE-GAME SUPERLATIVES

## DOUBLE-DIGIT RECEPTION GAMES

Date	Opponent	G	No	Yds	Avg	Lg	TD	W/L	Score
11/27/94	at Indianapolis	S	12	119	9.9	16	0	W	12-10
12/16/95	at Pittsburgh	S	11	83	7.5	13	2	L	27-41
11/13/94	Minnesota	S	10	74	7.4	18	0	W	26-20

## 100-YARD RECEIVING GAMES

Date	Opponent	G	No	Yds	Avg	Lg	TD	W/L	Score
09/04/94	at Miami	S	8	161	20.1	62t	2	L	35-39
09/11/94	Buffalo	S	9	124	13.8	31	2	L	35-38
10/09/94	L.A. Raiders	S	9	123	13.7	26	0	L	17-21
11/27/94	at Indianapolis	S	12	119	9.9	16	0	W	12-10
09/18/94	at Cincinnati	S	8	108	13.5	23	0	W	31-28
10/31/93	at Indianapolis	p	6	108	18.0	45	0	L	6-9
09/03/95	Cleveland	S	9	106	11.8	19	0	W	17-14

## GAMES AVERAGING OVER 20 YARDS PER CATCH

Date	Opponent	G	No	Yds	Avg	Lg	TD	W/L	Score
09/05/93	at Buffalo	p	1	54	54.0	54t	1	L	14-38
10/17/93	Houston	p	3	68	22.7	39	0	L	14-28
12/26/93	Indianapolis	S	2	44	22.0	28	0	W	38-0
09/04/94	at Miami	S	8	161	20.1	62t	2	L	35-39

## MULTIPLE TOUCHDOWN GAMES

Date	Opponent	G	No	Yds	Avg	Lg	TD	W/L	Score
11/26/95	at Buffalo	S	6	60	10.0	18	3	W	35-25
12/16/95	at Pittsburgh	S	11	83	7.5	13	2	L	27-41
09/11/94	Buffalo	S	9	124	13.8	31	2	L	35-38
09/04/94	at Miami	S	8	161	20.1	62t	2	L	35-39
01/02/94	Miami	S	6	95	15.8	42	2	W	33-27
10/10/93	at Phoenix	p	4	24	6.0	15	2	W	23-21

## PATRIOTS' CAREER RECEIVING LEADERS

Ben Coates has led the Patriots in receiving in each of the last three seasons and has captured a number of franchise game and single-season records. Now entering his sixth season with the Patriots, Coates is now threatening many of the Patriots' career records.

## All-Time Reception Leaders

534	Stanley Morgan	1977-89
363	Irving Fryar	1984-92
292	Gino Cappelletti	1960-70
283	Jim Colclough	1960-68
263	Ben Coates	1991-96
261	Tony Collins	1981-87
210	Marv Cook	1989-93

## All-Time TD Reception Leaders

67	Stanley Morgan	1977-89
42	Gino Cappelletti	1960-68
39	Jim Colclough	1960-68
37	Irving Fryar	1984-92
28	Russ Francis	75-80, 87-88
26	Larry Garron	1960-68
25	Ben Coates	1991-95


## PATRIOTS' ALL-TIME SINGLE-GAME RECEPTION LEADERS

Ben Coates set a Patriots record with 12 receptions (119 yards) at Indianapolis on Nov. 27, 1994. Below is a list of the top 10 single-game reception leaders in franchise history:

- 12 Ben Coates at Indianapolis, Nov. 27, 1994 (119 yards)
- 11 Ben Coates at Pittsburgh, Dec. 16, 1995 (83 yards)
- 11 Leroy Thompson vs. Minnesota, Nov. 13, 1994 (74 yards)
- 11 Tony Collins vs. Philadelphia, Nov. 29, 1987 (100 yards)
- 11 Art Graham vs. Kansas City, Nov. 20, 1966 (134 yards)
- 10 Ben Coates vs. Minnesota, Nov. 13, 1994 (74 yards)
- 10 Michael Timpson vs. Minnesota, Nov. 13, 1994 (113 yards)
- 10 Tony Romeo vs. Kansas City, Nov. 17, 1963 (149 yards)
- 10 Tony Collins at L.A. Rams, Nov. 16, 1986 (66 yards)
- 10 Marv Cook vs. Houston, Sept. 22, 1991 (99 yards)



## 59 TODD COLLINS



**Linebacker**

**6-2 • 242 • 4th Year**

**Draft: 3a (64th) '92**

**Carson-Newman**

**Born: May 27, 1970**

**New Market, Tenn.**

VETERANS

**Transactions:** Todd Collins was drafted by the Patriots after his junior year with their first of two selections in the third round of the 1992 NFL draft (64th player selected) ... signed by the Patriots on July 23, 1992 ... placed on injured reserve with a neck injury (10/16/92-11/13/92) ... placed on injured reserve with a knee injury on Nov. 15, 1994 for the remainder of the season ... became a restricted free agent on February 15, 1995 and resigned with the Patriots on April 20, 1995 ... did not report to training camp and was placed on a reserved-did not report list ... missed the entire 1995 season, but filed for reinstatement following the 1995 season ... he has one year remaining on his contract.

### Extra Points

- Todd was named Tennessee's "Mr. Football" in 1987, the same title won by his brother, Brent, in 1985.
- That year he was rated the top prep prospect in the country and earned National Defensive Player of the Year honors from *USA Today*.

**NFL Career GP/GS (regular season 33/19, postseason 0/0):** Collins has been limited by injuries throughout his career ... when healthy, Collins teamed up with former Patriot Vincent Brown to form a superior inside linebacking tandem ... in three seasons, he had only played in 33 games with 19 starts to his credit ... emerged as a starter in 1993 and finished with a career high 92 tackles, including a sack and an interception ... started the first seven games of the 1994 season prior to suffering a season-ending knee injury ... spent the 1995 offseason in Foxboro to rehabilitate the knee, but failed to report to the Patriots' training camp in July, leading to speculation that the three-year veteran was prepared to retire from the game ... after a one-year absence, Collins surprised his skeptics when he filed for reinstatement and his rights were returned to the Patriots for the 1996 season. **1995 (0/0):** Did not report to training camp and was placed on the Patriots' reserved-did not report list. **1994 (7/7, 0/0):** Suffered a strained left knee in the final preseason game and missed the first three games of the regular season ... returned to the starting lineup to help the Patriots to a 23-17 victory at Detroit (9/25) ... started the next seven games before suffering ligament damage to his right knee vs. Minnesota (11/13), which sidelined him for the remainder of the year ... finished the year with 38 total tackles (26 solos) and one pass defended ... recorded seven tackles vs. Green Bay (10/2) and vs. Raiders (10/9) ... followed with a five-tackle outing at New York (10/16) before recording a career-high 14 tackles (10 solos) vs. Miami (10/30) ... his 14 tackles were the most by a Patriot in 1994 ... recorded three tackles at Cleveland (11/6) ... started vs. Minnesota (11/13) the following week, but sustained a season-ending knee injury. **1993 (16/12):** Started the final 12 games of the season at inside linebacker ... finished second on the team with 92 tackles, 57 solo stops including one quarterback sack – career highs in each category ... snared his first career interception off Seattle's Rick Mirer (9/19) and returned it 8 yards ... batted down two passes, forced and recovered one fumble ... added





three special teams tackles ... recorded a career-high 13 tackles vs. Buffalo (11/7) to earn Miller Lite Player of the Game honors ... added a game-high 12-tackle performance in the season finale vs. Miami (1/2/94) ... forced a Roosevelt Potts fumble in a 38-0 shutout vs. Indianapolis (12/26) ... recovered a Tommy Vardell fumble and returned it 2 yards in a 20-17 victory at Cleveland (12/19) ... totaled four tackles in his first career start in a 23-21 triumph at Phoenix (10/10) ... recorded his first career sack at Pittsburgh (12/5). **1992 (10/0):** Played in 10 games, seeing extensive duty on special teams ... tied for second on the team with 11 special teams tackles ... finished the season with only three defensive stops ... credited with two tackles at linebacker and recovered two fumbles on special teams at NY Jets (10/4) ... missed four games after being placed on injured reserve (10/16) because of a neck injury.

**College:** Selected first-team All-American by *The Poor Man's Guide to the NFL Draft* in 1991 ... as a senior, he recorded 119 tackles (66 solos), six sacks and 11 stops behind the line of scrimmage ... returned two interceptions for touchdowns and was credited with 16 quarterback pressures ... selected first-team All-American by *The NFL Draft Report* and was chosen Small College Underclassman of the Year in 1990 despite missing two games with a knee injury ... finished season with 65 tackles (19 solos), a fumble recovery and a pass deflection ... played in only five games after suffering a foot injury in the second game of the season as a sophomore ... in 1989, he notched 12 tackles (five solos), two sacks and a pass deflection ... enrolled at Georgia in 1988 but received a medical redshirt after breaking foot in fall drills ... transferred to Tennessee but suffered a separated shoulder ... left the Volunteers that fall and enrolled at Carson-Newman.

**Personal:** Todd Franklin Collins was born on May 27, 1970 in New Market, Tenn. ... was one of the most decorated athletes in the history of Jefferson County High in New Market, Tenn. ... earned *USA Today*, *SuperPrep* and *Parade Magazine* first-team All-American acclaim as a senior ... majored in psychology at Carson-Newman ... single.

#### TODD COLLINS' NFL STATISTICS Regular Season Defensive Statistics

Year	Team	G/S	TT	UT	A	S-Yds	I-Yds	PD	FF	FR	SpT
1992	Patriots	10/0	3	3	0	0.0-0	0-0	0	0	2	11
1993	Patriots	16/12	92	57	35	1.0-10	1-8	2	1	1	3
1994	Patriots	7/7	38	26	12	0-0	0-0	1	0	0	0
1995	Patriots	Reserved List - Did Not Report									
<b>Totals-3 yrs</b>		33/19	133	86	47	1.0-10	1-8	3	1	3	14

#### Single-Game Career Highs

Tackles - 14 vs. Miami (10/30/94)

Unassisted - 10 vs. Miami (10/30/94)

Assists - 4 (three times) Most recent vs. Miami (10/30/94)


#### AGAINST ALL ODDS

Ferric Collons is one of nine players who entered the league as non-drafted rookie free agent and finished the 1995 season on the Patriots' 53-man roster. Of the nine, he was the only one not originally signed by the Patriots as a rookie free agent. He was originally signed by the L.A. Raiders in 1992 as a non-drafted rookie. In addition, he is also the only Patriot on the current roster who was acquired from another team via a trade. The eight other non-drafted players to finish the season with the Patriots are listed below:

Pos	Name	Acquired	Pos	Name	Acquired
DE	Troy Barnett .....	1994	WR	Hason Graham .....	1995
S	Eddie Cade .....	1995	FB	Rupert Grant .....	1995
LB	Alcides Catanho .....	1995	LB	Sean Holcomb .....	1995
RB	Corey Croom .....	1993	CB	Vernon Lewis .....	1993



## 92 FERRIC COLLONS



**Defensive End**

**6-6 • 285 • 3rd Year**

**Trade (Green Bay) '95**

**California**

**Born: December 4, 1969**

**Scott AFB in Belville, Ill.**

**(KOLE-enz)**

VETERANS

**How Acquired:** Ferric Collons was traded to New England from the Green Bay Packers for past consideration on August 26, 1995 ... he was originally signed by the L.A. Raiders as a rookie free agent in 1992 ... waived by the Raiders during their 1994 training camp ... was one of the first 10 players to sign with the Jacksonville Jaguars on December 15, 1994, but was waived by the Jaguars on May 1, 1995 ... claimed by the Atlanta Falcons off waivers (5/2/95) and later traded to the Packers on May 19, 1995.

### Extra Points

- Ferric earned some frequent flyer points during the summer of 1995, making stops with four NFL teams in four months between May 1 and August 26, 1995. His journey began in Jacksonville and included stops in Atlanta and Green Bay before he made his arrival and found a home in New England.
- Ferric made his NFL debut in 1993 in a playoff game for the Raiders.

**Pro Career GP/GS (regular season 16/4 postseason 1/0):** Collons was acquired by the Patriots via a trade (8/26/95) just prior to the final roster reduction in the preseason ... his trade to the Patriots was his fourth stop in as many months for Collons ... he came to the Patriots a relative unknown, but quickly made a name for himself in his first full-year of active duty ... he made an immediate impact upon his arrival, starting in just his fourth regular season game ... he has tremendous strength and agility and provided the Patriots with a solid pass rush in 1995. **1995 (16/4):** Collons was acquired by the Patriots on Saturday, August 26 and still made his NFL regular season debut in the season opener just eight days later (9/3) ... played in every game, starting three games at left defensive end and another at right defensive end ... received most of his playing time on passing situations when he lined up at defensive tackle and Chris Slade and Willie McGinest served as pass-rushing specialists in defensive end alignment ... Collons finished the season with four quarterback sacks, tied for second on the team with Slade and Vincent Brown ... totaled 21 tackles (18 solo) ... saw reserve action vs. Miami (9/10) and recorded his first two NFL tackles ... turned in an outstanding effort the following week at San Francisco (9/17) ... used primarily on passing downs, he recorded his first two NFL sacks and totaled four tackles ... started the following game at right defensive end vs. Atlanta (10/1) and registered two tackles ... registered his third sack of the season in a 27-14 victory over Buffalo (10/23) ... started three consecutive games at left defensive end at the Jets (11/5), at Miami (11/12) and vs. Indianapolis (11/19) ... recorded his fourth and final sack of the year in the season finale at Indianapolis (12/23). **1994 (0/0):** Out of football for the majority of season after being waived by the Raiders on Aug. 23 ... signed on with the Jaguars at the end of the season, but was later released on May 1, 1995. **1993 (0/0, 1/0-L.A. Raiders):** Spent season on Raiders roster but was inactive for all 16 regular season games ... saw action in



divisional playoff contest at Buffalo (1/15/94). **1992 (0/0-L.A. Raiders):** Signed with the Raiders as a rookie free agent on July 13, but was later waived on September 1, 1992 ... re-signed to the practice squad the next day, where he spent the entire season.

**College:** Collons was a tremendous physical specimen, but his potential on the collegiate level was never exposed ... earned the Bob Simmons award for Cal's Most Valuable Freshman honors while redshirting in 1987 ... played sparingly in three games in 1988, but did not letter ... broke his hand during spring drills in 1989, which slowed his development and progress.

**Personal:** Ferric Jason Collons was born December 4, 1969 on Scott Air Force Base in Bellville, Ill. ... he earned Superior California, all-city and Delta League honors as a two-way lineman at Jesuit High School in Sacramento, Calif. ... lettered four years in football and served as team captain his senior year ... set a school record for sacks that season ... lettered twice each in football, basketball and track ... played center for the basketball team and competed in the shot put and discus in track ... won sectional title in the shot put with a distance of 58'7" ... majored in criminal justice at California ... father is an industrial engineer and his mother is a teacher ... enjoys playing golf and bass fishing ... single.

#### FERRIC COLLONS' NFL STATISTICS

##### Regular Season Defensive Statistics

Year	Team	G/S	TT	UT	A	S-Yds	I-Yds	PD	FF	FR	SpT
1992	Raiders	0/0	Practice Squad								
1993	Raiders	0/0	0	0	0	0-0	0-0	0	0	0	0
1995	Patriots	16/4	21	18	3	4-9	0-0	1	0	0	0
<b>Totals-2 yrs</b>		16/4	21	18	3	4-9	0-0	1	0	0	0

#### Postseason Statistics

Games Played/Games Started: 1993 (1/0)


#### Single-Game Career Highs

Tackles – 4 at San Francisco (9/14/95)

Unassisted – 4 at San Francisco (9/14/95)

Sacks – 2 at San Francisco (9/14/95)

## 26 COREY CROOM



#### Running Back

5-11 • 208 • 4th Year

Rookie Free Agent '93

Ball State

Born: May 22, 1971

Sandusky, Ohio

**Transactions:** Corey Croom signed with the Patriots as a non-drafted free agent on April 30, 1993 ... he was released on August 30, 1993, but was added to the practice squad the next day ... activated from the practice squad September 19, 1993.

**NFL Career GP/GS (regular season 43/2, postseason 1/1):** Croom made the most of his opportunity when the Patriots dealt running back Jon Vaughn to Seattle (8/26/93), leaving a roster position open to back up running back Leonard Russell in 1993 ... he has contributed as a reserve running back and special teams player in each of his three NFL seasons. **1995 (13/1):** Croom played in 13 games and made his second career start at running back at



Kansas City (10/15) ... he was the only running back retained from the 1994 season and was projected as the team's starter entering training camp ... he pulled a groin muscle and opened the season listed among the Patriots' inactives ... rookie running back Curtis Martin opened the season as the Patriots' starter, but saw his production early in the season steadily decline ... in the fifth game of the season (vs. Denver), Martin split time with Croom, who led the team in rushing with 43 yards on just nine carries (4.8 avg.) ... Croom's performance earned

him an opportunity to start the following week at Kansas City, but he suffered a left hamstring injury on the team's second possession and left the game with just nine yards on three carries ... Martin replaced Croom in the game ... finished the season with just 13 carries for 54 yards (4.2 avg.) and one reception for 8 yards. **1994 (16/0, 1/1):** Led the Patriots' rushing efforts in the preseason with 159 yards on 33 carries (4.8 avg.), but did not carry the ball during the regular season ... his only offensive opportunity came in the wild-card playoff game at Cleveland (1/1/95) when he was called on to start and led the team with 35 yards on nine carries (3.9 avg.) and a long of 13 yards ... added one reception for 5 yards in the playoff loss ... finished third on the team with 10 kickoff returns for 172 yards (17.2 avg.) and a long of 24 ... returned five kicks for 90 yards vs. Buffalo (9/11). **1993 (14/1):** Played in 14 games, including one start vs. the N.Y. Jets (11/28) ... finished his rookie season as the team's third leading rusher with 198 yards on 60 carries (3.3 avg.) including one touchdown ... also caught eight passes for 92 yards ... enjoyed finest day as professional when he rushed for a career-high 93 yards on 21 carries, including a five-yard touchdown run, in a 38-0 romp vs. Indianapolis ... led the team with a 41-yard rushing effort on nine carries during a 17-13 loss at Miami.

## Extra Points

- He set Ball State's single-season rushing record with 1,157 yards in 1992.
- Corey is an avid bass fisherman.
- Corey is a native of Sandusky, Ohio, home of Cedar Point.
- He helped Sandusky High to a state championship during his prep career.

**College:** Starred at Ball State, where he was the second-leading rusher in school history ... recipient of the John Magnabosco Award for team's most valuable player in 1992 ... two-time Mid-American Conference first-team selection ... three-time MAC Player of the Week ... holds Ball State's single-season rushing title, gaining 1,157 yards on 301 carries during his senior campaign ... accounted for 90 percent of the Cardinal's rushing offense and over 50 percent of the total offense his senior year ... led the team with 1,555 all purpose yards, an average of 141.4 per game (rushing for 1,157 yards, catching 27 passes for 161 yards and returning eight kickoffs for 237 yards) ... led all non-kickers with 36 points (six rushing touchdowns) ... rushed for a career-high 242 yards on 39 carries at Miami (Ohio) ... named MAC Player of the Week for his accomplishments ... started all 11 games his junior year and finished third in the MAC with 1,053 yards on 291 carries ... named MAC player of the Week after rushing for 190 yards with three touchdowns at Navy ... set school record with 44 rushing attempts for 165 yards and a touchdown, which earned him MAC Player of the Week honors ... played in nine games as a sophomore and started two ... carried the ball 106 times for 393 yards ... picked up a season-high 73 yards at Illinois State ... played in 10 regular season games plus the California Raisin Bowl his freshman year ... won the John R. Hodge Award for being team's Most Outstanding Freshman.

**Personal:** Corey Vincent Croom was born on May 22, 1971 in Sandusky, Ohio ... he lettered two seasons in football and three seasons in track at Sandusky (Ohio) High ... UPI all-state in football as a senior after helping team to the UPI state championship ... earned All-Erie Shore Conference, all-district, and Erie Shore Conference Player of Year honors ... team captain and two-time MVP ... tallied 3,500 yards in three seasons ... Corey and his wife Camilla have two children – Christopher Michael and Cara Monique.





### COREY CROOM'S NFL STATISTICS

#### Regular Season Offensive Statistics

Year	Team	G/S	Rushing					Receiving					
			No	Yds	Avg	LG	TD	No	Yds	Avg	LG	TD	
1993	Patriots	14/1	60	198	3.3	22	1	8	92	11.5	21	0	
1994	Patriots	16/0	0	0	0.0	0	0	0	0	0.0	0	0	
1995	Patriots	13/1	13	54	4.2	12	0	1	8	8.0	8	0	
Totals-3 yrs			43/2	73	252	3.5	22	1	9	100	11.1	21	0

—Kickoff Returns—						
Year	Team	No	Yds	Avg	LG	TD
1993	Patriots	0	0	0.0	0	0
1994	Patriots	10	172	17.2	24	0
<b>Totals-2 yrs</b>		10	172	17.2	24	0

#### Additional Statistics

Fumbles/Lost/Rec. – 1993 (1/1/0), 1994 (1/0/0)

Special Teams (TT, UT, A) – 1993 (11,7,4), 1994 (9,7,2), 1995 (5,3,2)

#### Postseason Offensive Statistics

Year	Team	G/S	Rushing					Receiving				
			No	Yds	Avg	LG	TD	No	Yds	Avg	LG	TD
1994	Patriots	1/1	9	35	3.9	13	0	1	5	5.0	5	0

#### Additional Postseason Statistics

Special Teams (TT, UT, A) – 1994 (1,1,0)

#### Single-Game Career Highs


Attempts – 21 vs. Indianapolis (12/26/93)

Yards – 93 vs. Indianapolis (12/26/93)

Longest – 22 vs. Indianapolis (12/26/93)

TDs – 1 vs. Indianapolis (12/26/93)

## 66 JEFF DELLENBACH



Center

6-6 • 300 • 12th Year

UFA (Miami) '95

Wisconsin '85

Born: February 14, 1963

Wausau, Wisc.

(DELL-en-BOCK)

**Transactions:** Jeff Dellenbach signed with the Patriots as an unrestricted free agent formerly of Miami on March 6, 1994 ... originally drafted by the Dolphins in the fourth round of the 1985 NFL draft and was signed on July 15, 1985 ... granted free agency Feb. 1, 1990 and re-signed with Miami (8/30/90) ... granted free agency on Feb. 1, 1992 and re-signed (5/4/92) ... became an unrestricted free agent on February 1, 1995 and signed with the Patriots.

### Extra Points

- Played junior varsity hockey in college at Wisconsin.
- Recovered the Leon Lett fumble at the Dolphins 1-yard line in what led to the game winning field goal on Thanksgiving Day in 1993.
- Jeff appeared in the movie "Ace Ventura, Pet Detective."
- Jeff started all 19 games during the Dolphins record-setting sackless streak from 1988 through 1989.





**NFL Career GP/GS (regular season 160/92, postseason 8/3):** Dellenbach was arguably the most versatile offensive lineman available in the free agent pool in 1995 and was signed by the Patriots to fill their needs at center ... in 10 years with the Dolphins, he played every position along the offensive line and handled the team's deep snapping responsibilities ... his 87 starts in Miami were spread throughout the offensive line; 47 starts at center, 25 at left tackle, eight at right tackle and seven at right guard ... he gives the Patriots quality depth at every offensive line position ... he also provides invaluable veteran leadership and experience to a relatively young offense.

**1995 (15/5):** Dellenbach played in 15 games, starting the first five games of the season at center ... sustained a lower back injury vs. Denver (10/8), causing him to miss the following game at Kansas City (10/15) ... his replacement in that game, rookie center Dave Wohlabaugh, performed well and never relinquished the starting position, forcing Dellenbach to serve as a reserve for the final 10 games of the season ... in five starts, he allowed just two quarterback sacks and helped clear the way for Curtis Martin's season-opening 100-yard performance vs. Cleveland (9/3) ... he centered for both quarterbacks Drew Bledsoe and Scott Zolak and did not fumble any exchanges in those five games.

**1994 (16/16, 2/2-Miami):** Started every game at center for the Dolphins, anchoring an offensive line which allowed only 17 sacks all season ... helped the Dolphins to a 10-6 record to win the AFC Eastern Division title and advance to the second round of the playoffs ... the Dolphins averaged a league leading 379.9 yards per game, including 276.3 yards passing per game.

**1993 (16/16-Miami):** Started every game with 11 starts at center and five at right guard ... started the first three games at center before moving to right guard ... started the next five games at right guard, then returned to center for the final eight games of the season ... played a critical role in Miami's 16-14 victory over Dallas (11/25) on Thanksgiving Day ... with only 15 seconds remaining in the game and trailing 14-13, Miami's 41-yard field goal attempt to win the game was blocked by Dallas' Jimmie Jones ... Leon Lett attempted to recover the ball at the seven-yard line, but fumbled and Dellenbach covered the loose ball at the 1-yard line with just three seconds remaining in the game ... Miami converted the field goal and won the game as time expired.

**1992 (16/8, 2/1-Miami):** Played in every game, including Miami's two playoff games ... alternated by quarter at right tackle with Mark Dennis ... started eight games – vs. Rams (9/20), at Buffalo (10/4), vs. New England (10/18), at New York Jets (11/1), vs. Buffalo (11/16), at New Orleans (11/29), vs. Raiders (12/14) and at New England (12/27) ... started in AFC Championship game vs. Buffalo (1/17/93).

**1991 (15/2-Miami):** Opened the season at starting left tackle in place of Richmond Webb who was recovering from a knee injury ... saw limited action in a reserve role in 13 of the next 14 games ... listed among the inactives at Kansas City (10/13) due to an injured calf muscle sustained during practice.

**1990 (15/0, 2/0-Miami):** Signed on August 30 ... missed the entire preseason during labor negotiations and was granted a two-week roster exemption by the NFL ... he was activated on September 8, but missed the season opener vs. New England (9/9) snapping a consecutive-game starting streak at 35.

**1989 (16/16-Miami):** Named Miami's Offensive Lineman of the Year by a vote of South Florida media after starting every game ... opened the season at center vs. Buffalo (9/10) ... started at left tackle the following week at New England (9/17) – his first start at that position in two years ... started all 19 games over a two-year period (1988-89) during Miami's record setting sack-less string (13 starts at center and six at left tackle).

**1988 (16/16-Miami):** Replaced All-Pro center Dwight Stephenson and started every game on an offensive line which allowed only seven sacks for 41 yards for the season.

**1987 (11/6-Miami):** Played in 11 non-strike games in 1987, starting six ... opened the season as the starting left tackle vs. New England (9/13) ... started first three no-strike games in place of injured left tackle Jon Giesler ... saw limited action in weeks 7-10 backing up Giesler at left tackle ... started the final three games of the season replacing an injured Stephenson ... received his first starting assignment at center at Philadelphia (12/13) ... anchored an offensive line which ended the Washington Redskins' streak of 63 games with at least one sack (12/20).

**1986 (13/6-Miami):** Started six of 13 games – four at left tackle and two at right guard ... suffered a severe ankle sprain in training camp, which limited early-sea-



son play ... started at right guard vs. Raiders (10/19) and Colts (10/26) ... started vs. Buffalo (10/12), at New Orleans (12/7), at L.A. Rams (12/14) and vs. New England (12/22). **1985 (11/1, 2/0-Miami):** Made his NFL starting debut at Buffalo (11/24) ... played in 11 games and both playoff games.


**College:** Four-year letterman at Wisconsin (1981-84) ... selected to the Associated Press All-America team (third team) as a senior ... UPI honorable mention All-American ... earned Big Ten's Offensive Lineman of the Year by conference broadcasters ... selected first-team All-Big Ten by AP and UPI ... started all 12 games in 1984 and earned a 90 percent efficiency grade ... earned Offensive Player of the Game honors vs. Indiana ... started 35 consecutive games to close out career ... earned second-team conference honors as a junior in 1983 ... made the transition to the offensive line as a sophomore after appearing in 10 games on the defensive line as a freshman.

**Personal:** Jeffrey Alan Dellenbach was born on Valentine's Day in 1963 (2/14/63) ... shares the same birthday as quarterback Drew Bledsoe ... was a prep standout at Wausau (Wis.) lettering in football, hockey and baseball ... received All-American and all-state recognition as an offensive and defensive tackle and earned all-conference honors as a hockey goaltender ... was very active in the community while in Miami ... involved with the "Say No To Drugs" campaign, cerebral palsy, cystic fibrosis, Miami Childrens' Hospital and The Childrens' Miracle Network ... sponsors golf tournaments to benefit the Boys and Girls Club of Palm Beach County and The Starting Place ... selected as the Dolphins' NFL Man of the Year nominee in 1991 for his involvement in the community ... Jeff and his wife Mary (5/31/85) have three sons – Dane (4/21/89), Dax (4/13/90) and Dilon (4/30/93).

#### JEFF DELLENBACH'S NFL STATISTICS

**Fumbles** – 1987 (1 for -13 yards), 1988 (1 for -9 yards), 1992 (recovered 1 for 0 yards), 1993 (recovered 1 for -6 yards), 1994 (1 for -11 yards)  
**Kickoff Returns** – 1991 (1 for 0 yards)

## 50 STEVE DEOSSIE



**Linebacker/Deep Snapper**  
**6-2 • 248 • 13th Year**  
**UFA (N.Y. Jets) '94**  
**Boston College**  
**Born: November 22, 1962**  
**Boston, Mass.**

**Transactions:** Steve DeOssie signed with the New England Patriots as an unrestricted free agent from the New York Jets on March 25, 1994 ... originally drafted by the Dallas Cowboys in the fourth round of the 1984 NFL draft (110th player selected) and by the New Jersey Generals in the first round (14th player selected) of the 1984 USFL draft ... traded from the Cowboys to the Giants (6/2/89) in exchange for a sixth-round pick in the 1990 draft (Der-

### Extra Points

- Steve hosts a radio sports talk show Saturday's on WBZ 1030 AM.
- Played on the 1983 Boston College Liberty Bowl team.
- Steve is a partner in a 50's Rock-n-Roll diner named "Johnny-B-Goods" in Steamboat Springs, Colo.



rick Walker) ... opened the 1993 season with the New York Giants and played in the first eight games before his release (11/10/93) ... signed by the New York Jets as a free agent on November 6, 1993 and played in the final seven games of the season.

**NFL Career GP/GS (regular season 175/32, postseason 6/0):** DeOssie is regarded as one of the premier deep snappers in the game ... in addition to his service on special teams, the 12-year veteran also adds depth and experience at the inside linebacker position ... has 194 career tackles, two forced fumbles and one fumble recovery defensively ... also credited with 70 career special teams tackles. **1995 (16/0):** Played in every game for the Patriots, primarily as the team's deep snapper on all punts, PATs and field goal attempts ... provided five special teams tackles on punt coverage teams ... played sparingly on short-yardage and goalline stands, but was not credited with a defensive stop. **1994 (16/0, 1/0):** Played in every game on special teams, handling the Patriots' deep snapping responsibilities on punts, field goals and P.A.T.s ... did not record a defensive tackle, but did register five stops on special teams coverages ... lined up in the wedge on the kickoff return unit and fielded a squib kick vs. Minnesota (11/13) ... returned the kick 14 yards, his first career kick return ... handled the deep snapping duties in the Patriots' playoff loss at Cleveland (1/1/95) and recorded one special teams tackle. **1993 (15/0)(8/0-N.Y. Giants; 7/0-N.Y. Jets):** Played in 15 games, eight as a member of the New York Giants and the final seven games of the season as a member of the New York Jets ... recorded six special teams tackles, while playing extensively on punt, PAT, and field goal teams as the deep snapper. **1992 (12/11-N.Y. Giants):** Started 11 of 12 games played before an ankle injury sidelined him for the final four weeks of the season ... finished 10th among Giant defenders with 43 total tackles and 33 solo stops ... recorded two passes defended ... added four special teams tackles ... recorded a season-high seven tackles vs. Green Bay (11/8). **1991 (16/2-N.Y. Giants):** Played in all 16 games, including two starts ... played extensively on special teams and in short-yardage situations ... recorded nine tackles with seven solo stops ... in addition, DeOssie caused one fumble and broke up one pass attempt. **1990 (16/13-N.Y. Giants):** Completed his most productive season as a pro, helping the Giants win the NFL championship ... started 13 of 16 games played and recorded a career-high 53 total tackles, including 36 unassisted stops ... added six special teams tackles while handling the deep-snapping duties for the Giants ... played in two playoff games before starting in Super Bowl XXV (1/27/91) in the Giants' dramatic 20-19 victory over the Buffalo Bills. **1989 (9/3-N.Y. Giants):** Played in only nine games with three starts in his first year with the Giants ... missed seven games due to a stress fracture he suffered in his foot ... registered 19 tackles with 17 solo stops while playing in short-yardage situations ... snared his first career interception in the second game of the season against Detroit (9-17) ... added five special teams tackles. **1988 (16/1-Dallas):** Played in all 16 games with one start for the Dallas Cowboys ... recorded 23 total tackles (12 solos) ... led the team with 20 special teams tackles ... handled the long snaps for the team. **1987 (11/2-Dallas):** Played in 11 games and started the final two when the Cowboys linebacking corps was depleted by injuries ... first career start came vs. the Los Angeles Rams (12/11) ... responded with 14 tackles and two passes defended while playing outside linebacker in those two starts ... finished the season with 26 tackles and added 13 special teams stops. **1986 (16/0-Dallas):** Played in all 16 games and recorded seven tackles in reserve duty ... played primarily on special teams. **1985 (16/0-Dallas):** Appeared in all 16 games primarily on special teams and short-yardage situations ... recorded six tackles with three solo stops. **1984 (16/0-Dallas):** Played in every game during his rookie campaign ... made his NFL debut with the Cowboys in the season opener vs. the Los Angeles Rams (9/3) ... made an immediate impact as a special teams player and earned a game ball for his efforts vs. Washington (12/9) ... backed up fellow rookie Eugene Lockhart at inside linebacker.

**College:** A four-year starter at middle linebacker for Boston College where he earned All-East honors twice and was a second-team All-American as a senior ... team co-captain as a senior ... led the Eagles in tackles in each of his final three collegiate seasons.



**Personal:** Steve Leonard DeOssie was born on November 22, 1962 and raised in Boston, Mass. ... he was an all-state performer in football and baseball and lettered in basketball at Don Bosco Tech in Boston, Mass. ... Steve is the father of three children – twins Zak and Christina, and Nichole.

### STEVE DEOSSIE'S NFL STATISTICS

#### Regular Season Defensive Statistics


Year	Team	G/S	TT	UT	A	S	Int	FF	FR	SpT
1984	Cowboys	16/0	8	4	4	0	0	0	0	0
1985	Cowboys	16/0	6	3	3	0	0	0	0	0
1986	Cowboys	16/0	7	4	3	0	0	0	0	0
1987	Cowboys	11/2	26	15	11	0	0	0	0	13
1988	Cowboys	16/1	23	12	11	0	0	0	0	20
1989	Giants	9/3	19	17	2	0	1	1	0	5
1990	Giants	16/13	53	36	17	0	0	1	1	6
1991	Giants	16/2	9	7	2	0	0	0	0	6
1992	Giants	12/11	43	33	10	0	0	0	0	4
1993	Giants/Jets	15/0	0	0	0	0	0	0	0	6
1994	Patriots	16/0	0	0	0	0	0	0	0	5
1995	Patriots	16/0	0	0	0	0	0	0	0	5
<b>Totals-12 yrs</b>		<b>159/32</b>	<b>194</b>	<b>131</b>	<b>63</b>	<b>0</b>	<b>1</b>	<b>2</b>	<b>1</b>	<b>70</b>

#### Playoff Statistics

Games Played/Started – 6/0

Special Teams Tackles (TT, UT, A) – 1994 (1,1,0) [previous seasons not available]

## 33 SAM GASH



#### Fullback

6-0 • 235 • 5th Year

Draft: 8 (205th) '92

Penn State

Born: March 7, 1969

Hendersonville, N.C.

**Transactions:** Sam Gash was drafted by the Patriots with their second selection in the eighth round of the 1992 NFL draft (205th player selected) ... granted free agency on February 1, 1995 and signed with the Patriots on May 5, 1995.

#### NFL Career GP/GS (regular season 58/22, postseason 1/1):

Gash is a reliable rusher and receiver out of the backfield, but his greatest asset to the Patriots is his blocking ability – a job he takes great pride in ... not only is he a great lead blocker, but he also is one of the best in the league at picking up a blitz and protecting the quarterback ... in the last three years, the Patriots

### Extra Points

- Sam's cousin, Thane, was an All-American safety at East Tennessee State (1983-87) and played three seasons with the Cleveland Browns and two seasons for the San Francisco 49ers. His brother, Eric, played one season with the Redskins (1992).
- In 1987, Sam centered the Hendersonville High basketball team which won the North Carolina state title.
- Sam finished 6th in the National TAC Junior Olympics when he was just 16 years old.



have only allowed 72 sacks – an average of 24 per season – which is among the lowest in the league. **1995 (15/12):** Gash started 12 of 15 games for the Patriots at fullback and helped running mate Curtis Martin to a franchise record 1,487 yards rushing and 14 touchdowns during his rookie campaign ... missed the Denver game (10/8) on the inactive list due to a toe injury ... played in every other game, but was not credited with three starts during the season (Cleveland, Carolina and at Indianapolis) due to opening the game in a two-tight end formations ... finished the year with a career high 26 receptions for 242 yards (9.3 avg.) and his first career touchdown ... added eight carries for 24 yards ... took a pass from Bledsoe in the season opener vs. Cleveland (9/3) and turned it into a career-long 30-yard reception ... scored his first career touchdown reception on a pass from Scott Zolak with just seven seconds remaining in the first half at Atlanta (10/1) ... it was the first touchdown reception of the season for the Patriots ... grabbed a career high with five receptions for 49 yards (9.8 avg.) in a 35-25 victory over the Buffalo Bills (11/26) ... carried the ball only eight times all season and did not receive his first rushing opportunity until the seventh game of the season vs. Buffalo (10/23). **1994 (13/6, 1/1):** Played in 13 games for the Patriots, starting six of the last seven contests ... started at Cleveland in the Patriots' playoff loss to the Browns (1/1/95) ... his only non-start during the Patriots' season-ending seven game win streak was at Buffalo (12/18), when the Patriots lined up in a two-tight end offense ... rushed for a career-high 56 yards on 15 carries in that game ... finished the year with 30 rushing attempts for 86 yards – 29 of those carries came in the final five weeks of the season ... recorded a career-high with four receptions for 32 yards in a 23-17 victory at Detroit (9/25) ... suffered a preseason hamstring injury and was reported among the Patriots' inactive before each of the first three games. **1993 (15/4):** Started four of the first five games at fullback ... sustained a knee injury in a 23-21 victory over Phoenix (10/10) and was listed inactive the following week vs. Houston (10/17) ... finished fourth on the squad in rushing with 149 yards on 48 carries and one touchdown ... added 14 receptions for 93 yards ... credited with two special teams tackles and two tackles after Patriot turnovers ... fumbled once all season ... selected by a local media panel as the Patriots Miller Lite Player of the Week in the season opener at Buffalo (9/5) when he rushed for a career-high 44 yards on 10 carries and grabbed three passes for 20 yards ... the first of those three receptions on the day was a 7-yard pass from Drew Bledsoe – the first completion of Bledsoe's career ... scored on a 4-yard touchdown run vs. Seattle (9/19). **1992 (15/0):** Played in 15 games during his rookie year, almost exclusively on special teams ... rushed for 7 yards on five carries and added three special teams tackles ... scored first career touchdown on a 1-yard plunge vs. Miami (12/27) ... recovered a fumbled punt vs. San Francisco (10/11).

**College:** Started at fullback at Penn State and served as offensive co-captain as a senior ... had a career-high 391 yards and three touchdowns on 87 carries in 1991 ... started every game at fullback as a junior and finished third on the team with 315 yards and five touchdowns on 95 carries ... added 13 receptions for 153 yards that year ... received a medical redshirt due to a fractured left fibula in 1989 ... was a goal-line specialist for the Nittany Lions as a sophomore and scored seven times inside the 10-yard line ... finished with 110 yards on 35 carries ... listed third on the depth chart as a freshman and finished the season with 19 yards on eight carries ... also contributed on special teams as a freshman.

**Personal:** Samuel Lee Gash, Jr. was born the son of Betty A. Gash on March 7, 1969 in Hendersonville, N.C. ... earned Adidas All-American and all-state first team honors at Hendersonville (N.C.) High ... rushed for 4,739 yards and 72 touchdowns during his prep career ... lettered four times in basketball and played center for a state title team in 1987 ... was president of the student body and a National Honor Society member ... earned his liberal arts degree from Penn State with an emphasis in speech communication, marketing and management ... Sam and his wife, Kate, have one daughter – Samantha Leigh (3/12/94).



**SAM GASH'S NFL STATISTICS****Regular Season**

Year Team	G/S	Rushing					Receiving				
		No	Yds	Avg	Lg	TD	No	Yds	Avg	Lg	TD
1992 Patriots	15/0	5	7	1.4	4	1	-	-	-	-	-
1993 Patriots	15/4	48	149	3.1	14	1	14	93	6.6	15	0
1994 Patriots	13/6	30	86	2.9	10	0	9	61	6.8	19	0
1995 Patriots	15/12	8	24	3.0	9	0	26	242	9.3	30	1
<b>Totals-4 yrs</b>	<b>58/22</b>	<b>91</b>	<b>266</b>	<b>2.9</b>	<b>14</b>	<b>2</b>	<b>49</b>	<b>396</b>	<b>8.1</b>	<b>30</b>	<b>1</b>

**Postseason**

Year Team	G/S	Rushing					Receiving				
		No	Yds	Avg	Lg	TD	No	Yds	Avg	Lg	TD
1994 Patriots	1/1	0	0	0.0	0	0	0	0	0.0	0	0

**Additional Statistics**

Fumbles/Lost/Recovered – 1993 (1/0/0), 1994 (1/0/1)

Miscellaneous Tackles – 1993 (2), 1995 (2)

**Single-Game Career Highs**

Rush Attempts – 15 at Buffalo (12/18/94)

Rushing Yards – 56 at Buffalo (12/18/94)

Longest Rush – 14 yards at Buffalo (9/5/93)


Touchdowns – 1 (twice) most recent vs. Seattle (9/19/93)

Receptions – 5 at Buffalo (11/26/95)

Receiving Yards – 49 at Buffalo (11/26/95)

Longest Reception – 30 vs. Cleveland (9/3/95)

Touchdowns – 1 at Atlanta (10/1/95)

**67 MIKE GISLER**

**Center**

**6-4 • 300 • 4th Year**

**Free Agent '93**

**Houston**

**Born: August 26, 1969**

**Runge, Texas**

**(GEESE-ler)**

**Transactions:** Mike Gisler signed with the Patriots as a free agent on March 3, 1993 ... originally drafted by the New Orleans Saints in the 11th round of the 1992 NFL draft (303rd player selected) ... signed by Saints on July 15, 1992 ... released August 31, 1992 and re-signed to practice squad (9/2/92) ... released by Saints (9/7/92) and signed by Houston to practice squad (9/9/92) ... granted free agency after 1992 season and signed with the Patriots (3/3/93) ... became a restricted free agent Feb. 17, 1996 and re-signed with the Patriots on May 20, 1996.

**Extra Points**

- Mike is a native of Runge, a small Texas town located between San Antonio and Corpus Christi in south Texas. His graduating class in 1986 consisted of 28 people.
- In 1989, Mike blocked for Heisman Trophy winning quarterback Andre Ware at Houston.



**NFL Career GP/GS (regular season 43/5, postseason 0/0):** Gisler has excellent pass protection skills and has professional playing experience at guard and center ... adds depth to the offensive line and is a valuable asset on special teams. **1995 (16/0):** Gisler played in every game on special teams and in some short yards situations ... early in the season, he reported as an eligible receiver when he lined up as a third tackle in short-yardage situations ... he returned two "squib kick" kickoffs for a total of 19 yards (9.5 yard average) ... he took his first career kickoff return for 11 yards vs. New Orleans (12/3) ... had another return opportunity two weeks later at Pittsburgh (12/16), which he returned for 8 yards ... he did not take any snaps from his more natural center or guard positions during the season. **1994 (15/5, 0/0):** Made the transition from guard to center during training camp and started five games for the Patriots in 1994 ... credited with his first career tackle after a turnover ... replaced Mike Arthur in the starting lineup in the fourth game of the season at Detroit (9/25) ... started the next four consecutive games vs. Green Bay (10/2), L.A. Raiders (10/9), at N.Y. Jets (10/16) and vs. Miami (10/30) ... the Patriots finished 2-3 during that five-game stretch. **1993 (12/0):** Played in 12 games for the Patriots on special teams units and as a reserve offensive guard ... made his NFL debut in the third week of the season vs. Seattle (9/19) ... listed among the Patriots' inactives in two games, vs. Detroit (9/12) and vs. N.Y. Jets (11/28) ... did not see any action in two other games. **1992 (0/0):** Signed with Houston and placed on their practice squad after being released from the New Orleans Saints in training camp ... was not activated to Houston's roster, thus was not credited with a year of veteran experience.

**College:** A four-year letterman at Houston (1988-91) ... earned All-Southwestern Conference acclaim as a senior ... earned second-team all-conference honors as a sophomore and junior ... regarded as one of the best pass blockers in Houston's run-and-shoot offense ... provided the protection that allowed quarterbacks Andre Ware and David Klingler to set numerous NCAA passing records during Gisler's collegiate career ... played right guard throughout most of his career, but was versatile enough to play either guard or tackle position ... redshirted as a freshman in 1987.

**Personal:** Michael Gisler was born on August 26, 1969 in Runge, Texas ... football and track star at Runge (Texas) High ... three-time all district offensive and defensive tackle ... three-time all-academic team ... student council president as a senior ... participated on the Runge debate team ... majored in construction management at Houston ... enjoys hunting and fishing ... Mike and his wife Lynn celebrated the birth of their first child, Jordan McKee Gisler on Feb. 7, 1996.

#### Additional Statistics

Miscellaneous Tackles – 1994 (1)

Kickoff Returns – 1995 (2 for 19 yards)


Fumbles/Lost – 1995 (1/1 after an 11-yard kickoff return)

#### DID YOU KNOW?

Did you know that for the first time in franchise history, the Patriots had a 1,000-yard rusher and a 3,000-yard passer in the same season? Curtis Martin rushed for a franchise record 1,487 yards and Drew Bledsoe passed for 3,507 yards (second all-time) in 1995. Prior to the 1995 season, there had been six 1,000-yard rushing performances and six 3,000-yard passing performances in a season, but never before had they occurred during the same season. Vincent Brisby nearly added a third milestone achievement to record-setting season, but fell just 26 yards shy of recording his first 1,000-yard receiving season – giving the Patriots a new goal to shoot for in 1996.



## 81 HASON GRAHAM

**Wide Receiver****5-10 • 176 • 2nd Year****Rookie Free Agent '95****Georgia****Born: March 21, 1971****Decatur, Ga.**

**Transactions:** Signed with the Patriots as a rookie free agent on April 24, 1995.

**NFL Career GP/GS (regular season 10/1, postseason 0/0):** Graham was one of six undrafted free agents to catch on with the Patriots in 1995.

**1995 (10/1):** Graham secured a place on the Patriots' roster in the second preseason game when he caught a short pass from Scott Zolak and accelerated through the secondary and down the sideline for a 67-yard touchdown reception to give the Patriots a 21-14 victory over the Vikings (8/12) ... he made his regular season NFL debut on special teams in a game at San Francisco (9/17) ... played in 10 games and made his first career start in the season finale at Indianapolis (12/23) ... finished the year with 10 receptions for 156 yards (15.6 avg.) and two touchdowns ... his first career reception was a 16-yard pass from Drew Bledsoe vs. Indianapolis (11/19) ... he shared team-high honors with three receptions for 66 yards (22.0 avg.) and scored the Patriots' only first half points in a 31-28 victory over the Jets (12/10) ... his three receptions and 66 yards were season highs for the rookie ... he followed that performance with three receptions for 24 yards at Pittsburgh (12/16), which earned him an opportunity to start in the season finale at Indianapolis (12/23) where he caught two passes for 45 yards, including his second touchdown of the season on a 31-yard pass from Bledsoe.

**Extra Points**

- Hason enjoys working with youth organizations.
- Hason played WR, RB, KR and PR at S.W DeKalb (Ga.) High and scored a school record 33 touchdowns during his prep career.
- Hason enjoys fishing during the offseason.

**College:** Finished his Georgia career with 95 receptions for 1,834 yards (19.3 avg.) and 16 touchdowns ... 16 TD receptions tied a school record ... added 22 kick returns for 381 yards (17.3 avg.) ... finished second on the team with 46 catches for 881 yards (19.2 avg.) and nine touchdowns as a senior in 1994 ... 881 yards ranked second in school history ... earned second-team All-SEC honors from *Football News* ... had at least one touchdown in six different games ... grabbed six passes for 188 yards with 77-yard and 63-yard scores in a 24-21 victory over South Carolina ... recorded 36 receptions for 699 yards (19.4 avg.) and five touchdowns as a junior (1993), despite starting in only four games ... played in every game in 1992 as a reserve and caught 13 passes for 254 yards and two touchdowns after transferring to Georgia from Hinds (Raymond, Miss.) C.C. following his freshman year.

**Personal:** Hason Aaron Graham was born in Decatur, Ga. on March 21, 1971 ... earned all-state honors at S.W. DeKalb (Decatur, Ga.) High in 1990 ... scored 33 touchdowns during his prep career, a school record ... team finished 13-1 his senior year ... played receiver, running back, kick returner and punt returner ... majored in recreation and leisure studies at Georgia ... single.



### HASON GRAHAM'S NFL STATISTICS

#### Regular Season Receiving Statistics

Year	Team	G/S	No	Yds	Avg	Lg	TD
1995	Patriots	10/1	10	156	15.6	37t	2

#### Additional Statistics

Misc. Tackles – 1995 (1)

#### Single-Game Career Highs

Receptions – 3 (twice) Most recent at Pittsburgh (12/16/95)


Yards – 66 vs New York Jets (12/10/95)

Average – 22.5 (2 for 45 yds.) at Indianapolis (12/23/95)

Longest – 37t vs New York Jets (12/10/95)

TDs – 1 (twice) Most recent at Indianapolis (12/23/95)

## 34 RUPERT GRANT



#### Fullback

6-1 • 233 • 2nd Year

Rookie Free Agent '95

Howard

Born: November 5, 1973

Washington, D.C.

**Transactions:** Signed with the Patriots as a rookie free agent on April 24, 1995 ... waived on Oct. 25, 1995 and re-signed to the Patriots' practice squad the following day (10/26/95) ... activated from the practice squad on Dec. 19, 1995.

#### NFL Career GP/GS (regular season 7/1, postseason 0/0):

Grant was one of five non-drafted rookies to find a place on the Patriots' 1995 roster ... he has a solid build and his greatest asset to the Patriots could be his blocking and receiving ability.

**1995 (7/1):** Opened the season on the Patriots' active roster and played in six of the first seven games of the season ... started one game vs. Denver (10/8), filling in for Sam Gash who missed the game due to a toe injury ... he was waived midseason and re-signed to the team's practice squad ... spent the next eight weeks on the practice squad, but was activated and played in the final game at Indianapolis (12/23) ... finished his rookie campaign with just one carry for 4 yards (vs. Denver 10/8) and returned a kickoff for 7 yards (at Atlanta 10/1).

### Extra Points

- Rupert likes to entertain by dee-jaying his Reggae music.
- Rupert enjoys playing video games.
- When at home, Rupert likes to play dominoes with his father and spend time with family and friends.

**College:** Completed his collegiate career with 1,731 yards rushing on 364 carries (4.8 avg.) ... added 597 yards on 49 receptions (12.2 avg.) ... scored 30 touchdowns in four years, 27 rushing and three receiving ... twice tied the school record for touchdowns in a game with four ... played in seven games as a senior and finished second on the team with 426 yards rushing on 92 attempts ... was on the receiving end of 12 passes for 129 yards ... earned All-Mid Eastern Athletic Conference first-team honors as a junior when he led the team with 680 yards and 18 rushing touchdowns on 141





carries (4.8 avg.) ... he was also a good receiver out of the backfield , finishing the season with 22 receptions for 311 yards (14.1 avg.) and two touchdowns ... in 1992, he ranked third on the team with 347 yards and four touchdowns on 78 carries (4.4 avg.) as a sophomore ... added seven receptions for 64 yards (9.1 avg.) ... led the team in rushing with 278 yards and three touchdowns on 53 carries (5.2 avg.) as a freshman in 1991 ... scored his first career touchdown on a 44-yard reception in a 62-0 thrashing of Fayetteville State.

**Personal:** Rupert Grant, Jr. was born the son of Rupert and Gloria Grant on November 5, 1973 in Washington, D.C. ... he attended Coolidge High in Washington, D.C. and starred in football ... majored in accounting at Howard ... single.

### RUPERT GRANT'S NFL STATISTICS


#### Regular Season

Year	Team	G/S	Receiving					Kickoff Returns				
			No	Yds	Avg	Lg	TD	No	Yds	Avg	Lg	TD
1995	Patriots	7/1	1	4	4.0	4	0	1	7	7.0	7	0

#### Additional Statistics

Fumbles Recovered – 1995 (1)

## 38 DAVID GREEN



### Running Back

5-11 • 193 • 2nd Year

Rookie Free Agent '95

Boston College

Born: April 18, 1972

Mt. Kisco, N.Y.

**Transactions:** Signed with the Patriots as a rookie free agent on April 24, 1995 ... suffered a right knee injury and was placed on the injured reserve list on Sept. 13, 1995 after just two games ... missed the remainder of the season.

### NFL Career GP/GS (regular season

**2/0):** Green earned a roster position as an undrafted rookie free agent and played in the first two games of the season before suffering a season-ending knee injury to his right knee vs. Miami (9/10) ... his greatest asset to the Patriots will be made on special teams on both coverage and return units. **1995 (2/0):** Green saw action on special teams in the Patriots' season-opening victory over Cleveland (9/3) and provided two special teams tackles ... suffered a knee injury on the opening kickoff the following week vs. Miami (9/10) and was placed on injured reserve on Sept. 13, 1995 ... spent the remainder of the season on IR.

### Extra Points

- David wants to get involved with charitable organizations whose mission is to help underprivileged children.
- David rushed for over 1,000 yards and earned honorable mention All-American honors during his senior year at Boston College.

**College:** Totaled 1,716 yards on 358 carries (4.8 avg.) and scored seven touchdowns in four years at Boston College ... added 154 yards and a touchdown on 19 receptions ... earned honorable mention All-American





and All-Big East honors as a senior in 1994 when he rushed for 1,018 yards on 199 carries (5.1 avg.) and caught 11 passes for 57 yards (5.2 avg.) ... gained a career-high 186 yards vs. Pittsburgh (9/24) ... finished second on the team in rushing in 1993 with 399 yards and four touchdowns on 74 carries ... opened the 1992 season as a defensive back and made the transition to fullback to fill a need in the offensive backfield due to injuries ... rushed for 238 yards as a redshirt freshman in 1991.


**Personal:** David G. Green was born on April 18, 1972 in Mt. Kisco, N.Y. ... earned all-state honors as the team captain at Fox Lane High in Mt. Kisco, N.Y. ... twice named Section I's Outstanding Back after putting together a string of eight consecutive 150-yard performances ... gained 3,313 yards with 44 touchdowns during his prep career ... earned all-league and all-city honors in basketball averaging 14 points per game ... majored in marketing at Boston College.

### DAVID GREEN'S NFL STATISTICS Regular Season

**Special Teams Tackles – 1995 (2)**

VETERANS

## 31 JIMMY HITCHCOCK



**Cornerback**

**5-10 • 188 • 2nd Year**

**Draft: 3b (88th) '95**

**North Carolina**

**Born: November 9, 1971**

**Concord, N.C.**

**Transactions:** Jimmy Hitchcock was drafted by the Patriots with their own selection in the third round (88th overall) of the 1995 NFL draft.

### NFL Career GP/GS (regular season 8/0, postseason 0/0):

Hitchcock was regarded as one of the top cornerback prospects coming out of college, but medical concerns stemming from knee injuries suffered in high school caused teams to shy away from the talented cornerback ... the Patriots selected him with their second of two third round draft choices ... he gained valuable playing experience in 1995 and will compete for more playing time in 1996.

**1995 (8/0):** Played in eight games for the Patriots and finished the season with four defensive tackles and four special teams stops ... listed among the Patriots' inactives prior to eight games, including the first three games of the season ... made his NFL debut in the fourth game of the season at Atlanta (10/1) and was used as the sixth defensive back in defensive schemes designed to stop the Falcons' Red Gun offense ... recorded his first NFL stop vs. Buffalo (10/23) ... was also active in games at Kansas City (10/15), vs. Carolina (10/29), at Miami (11/12), at Buffalo (11/26), at Pittsburgh (12/16) and at Indianapolis (12/23).

### Extra Points

- Jimmy has a profound interest in Nubian art and culture.
- In high school, Jimmy threw for 2,936 yards and 31 touchdowns and picked up another 1,840 yards and 25 touchdowns rushing in just two seasons while quarterbacking Concord High.
- Jimmy enjoys listening to Jazz and Hip Hop music.



**College:** Hitchcock was the top rated cornerback in the 1995 NFL draft by *The Sporting News'* draft expert Joel Buschbaum and by *The NFL Draft Report* ... he slid to the Patriots' pick with the 88th overall selection in the draft due to some medical concerns resulting from injuries suffered eight years prior ... began his collegiate career at free safety and made the transition to cornerback during his junior season in 1993 ... finished his career with 143 total tackles (94 solos) and 16 pass deflections ... started 18 of the 39 games he played in at North Carolina ... played in only six games as a senior after missing the first three games due to a preseason forearm fracture and the season finale due to a fractured thumb ... registered 27 tackles (18 solos) with a sack and four tackles for losses in six starts ... finished fifth on the team with 78 tackles (53 solos) and added seven pass deflections as a junior ... caused two fumbles and recovered another ... made the transition from free safety to weakside cornerback ... registered a career-high 14 tackles, forced a fumble, deflected two passes and returned a kick 36 yards vs. Virginia (10/23) ... redshirted as a freshman.


**Personal:** Jimmy Davis Hitchcock, Jr. was born on November 9, 1971 in Concord, N.C. ... attended Concord (N.C.) High and earned team MVP honors in football and track ... threw for 2,936 yards and 31 touchdowns and rushed for 1,840 yards and 25 touchdowns in his final two seasons as a quarterback ... selected to the All-Piedmont Team and earned "Top 25" billing from the *Charlotte Observer* ... a prep "Top 15" selection by the Raleigh News and Observer as a senior ... recorded 72 tackles, recovered four fumbles and intercepted six passes as a defensive back his sophomore season ... starred in the triple jump and the long jump events in track ... majored in communications at North Carolina ... single.

#### JIMMY HITCHCOCK'S NFL STATISTICS

##### Regular Season Defensive Statistics

Year	Team	G/S	TT	UT	A	S	Int	FF	FR	SpT
1995	Patriots	11/0	4	4	0	0	0	0	0	4

## 60 SEAN HOLCOMB



### Linebacker

6-3 • 250 • 1st Year

Rookie Free Agent '95

Texas A&I

Born: March 9, 1971

Midland, Texas

**Transactions:** Signed with the Patriots as a rookie free agent on April 24, 1995 ... waived August 22, 1995 ... re-signed to the Patriots' practice squad on August 28, 1995 ... activated to 53-man roster on Dec. 12, 1995.

#### NFL Career GP/GS (regular season 0/0, postseason 0/0):

Holcomb originally signed with the Patriots as an undrafted rookie free agent as a defensive tackle ... he made the transition to linebacker during training camp and spent the first 16 weeks of the season on the Patriots' practice squad adjusting to his new position ... with the Patriots' transition to a 4-3 alignment, he will have to make

### Extra Points

- Nickname "Hoke."
- Sean rode bulls in a rodeo circuit in Texas during the past offseason.
- Sean enjoys writing poetry.
- Sean is an avid hunter and fisher.




even more adjustments as he prepares to compete at middle linebacker.

**1995 (0/0):** Activated from the practice squad for the final week of the season, but was listed among the Patriots' inactives prior to the Indianapolis game (12/23).

**College:** Accumulated 173 total tackles and 32 sacks in three years at Texas A&I (Division II) ... finished with 42 tackles for losses in 41 games played ... he was a three-time team captain and All-Lone Star Conference first-team selection (1992-94) ... voted Most Dedicated player by his teammates in each of his three seasons ... started every game in 1994 and recorded 56 tackles, including nine sacks and 14 tackles for losses while earning defensive MVP honors ... credited with five tackles, including two for minus seven yards in a 46-20 victory over Indiana (Pa.) in the NCAA Division II playoffs ... earned all-conference honors after leading the team in sacks with 12 in 1993 ... added 18 tackles behind the line of scrimmage ... finished the year with a career-high 71 tackles in 13 games ... in 1992, he recorded 11 sacks plus 10 tackles behind the line of scrimmage.

**Personal:** Sean Holcomb was born the son of Mr. and Mrs. Sam Holcomb on March 9, 1971 in Midland, Texas ... he attended Greenwood High in Midland, Texas, where he earned all-area and all-district honors and was an All-West Texas choice as a senior ... Sean majored in marketing at Texas A&I ... married, Lisa Kamradt of Lano, Texas.

## 84 SHAWN JEFFERSON



Wide Receiver

5-11 • 180 • 6th Year

Free Agent '96

Central Florida

Born: February 22, 1969

Jacksonville, Fla.

**Transactions:** Shawn Jefferson signed with the Patriots on March 14, 1995 as a veteran free agent after his release from the San Diego Chargers ... he was originally drafted by the Houston Oilers in the ninth round (240th pick overall) in the 1991 NFL draft ... signed with the Oilers on July 15, 1991 ... packaged in a trade along with a first-round draft choice in 1992 (Chris Mims) to San Diego in exchange for DL Lee Williams (8/22/91) ... granted restricted free agency on March 1, 1993 and re-signed by the Chargers on July 15, 1993 ... granted free agency on February 17, 1994 and re-signed on July 15, 1994.

### Extra Points

- Shawn is a deep-threat receiver. Although he has scored just five touchdowns in the past two years, those scores have been on receptions of 29, 38, 39, 47 and 52 yards.
- Shawn is a member of "Ducks Unlimited" and a strong supporter of land conservation.
- He is also an avid duck hunter and skeet shooter.

**NFL Career GP/GS (regular season 80/39, postseason 6/4):** Jefferson is one of the fastest players in the NFL and should make an immediate impact in the Patriots' offensive arsenal ... the Patriots signed the veteran free agent and two-year starter without sacrificing any compensation after the Chargers released his rights (along with Natrone Means) to free room un-



der the salary cap to sign free agent defensive end Marco Coleman ... in five NFL seasons, Jefferson has totaled 2,144 yards and 10 touchdowns on 162 receptions ... he has played in 80 consecutive games since joining the Chargers his rookie year in 1991. **1995 (16/15, 1/1):** Started every game except the Sept. 17 game at Philadelphia when the Chargers opened up in a two-tight end formation ... recorded a career-high with 48 receptions, which ranked third on the team ... totaled 621 yards receiving, just 6 yards shy of his professional high and added two touchdowns to his career totals ... he dropped just five passes all season ... he is a threat to go deep on any defensive back, but he makes most of his receptions within 10 yards of the line of scrimmage ... 31 of his 48 receptions were between 1-10 yards and he averaged 10.3 yards after the catch ... both of his touchdown receptions were over 30-yard gains ... opened the season with the best single-game performance of his young career at Oakland (9/3) ... totaled 120 yards on six catches (20.0 avg.) and scored the only points of the game for the Chargers on a 39-yard reception in a 17-7 loss ... did not start, but was still the number two receiver at Philadelphia (9/17) and caught four passes for 67 yards, including a 38-yard touchdown reception in a 27-21 victory ... came within one reception of tying his career high in two other games ... registered five receptions for 81 yards at Pittsburgh (10/1) and another five for 50 yards in a losing effort at Denver (11/19) ... he caught at least one pass in every game, extending his regular season consecutive game reception streak to 28 entering the 1996 season ... added three receptions for 33 yards and a touchdown in the Chargers' playoff loss vs. Indianapolis (1/7/96). **1994 (16/16, 3/3):** Started 16 regular season games and three postseason games for the Chargers, including Super Bowl XXX ... recorded a career-high with 627 yards receiving and three touchdowns on 43 receptions ... added 40 yards rushing on three carries and a long of 22 yards ... caught seven passes for 75 yards and added two carries for 13 yards in the postseason ... opened the season with three receptions for 79 yards and scored on a 47-yard reception in a 37-34 victory at Denver (9/4) ... followed with four receptions for 64 yards vs. Cincinnati (9/11) ... scored on a career long 52-yard touchdown at Kansas City (11/13) to help capture a come-from-behind 14-13 victory ... recorded a career-high with six receptions (64 yards) at New England (11/20) ... had mirror-image performances when he caught four passes for 53 yards in consecutive games vs. San Francisco (12/11) and at the New York Jets (12/18) ... caught three passes for 44 yards in their divisional playoff victory over Miami (1/8) ... added two receptions for 16 yards the following week in their AFC Championship victory over Pittsburgh (1/15) ... capped a career-year with two catches for 15 yards in Super Bowl XXIX. **1993 (16/4):** Played in every game and started four games ... ranked fourth on the Chargers in receptions with 30 and totaled 391 yards ... rushed for 53 yards on just five carries (10.6 avg.) ... also contributed on special teams ... caught at least one pass in 14 of the Chargers' 16 games ... logged a season-high 64 yards, including a 39-yard touchdown, on just three catches (21.3 avg.) at Indianapolis (11/29) ... recorded a season-high four receptions on two occasions; vs. Chicago (11/14) and vs. Denver (12/5) ... rushed for a personal long 33-yard gain at the Los Angeles Raiders (10/31) on a crucial third down play, which set up the game-tying touchdown ... his only reception at Minnesota was an 18-yard touchdown in a 30-17 victory over the Vikings (11/7) ... closed out the year with 47 yards on just three receptions at Tampa Bay (1/2). **1992 (16/1, 2/0):** Played in every game, including one start, and caught a pass in 13 of the 16 regular season games ... finished the season with 29 catches for 377 yards and two touchdowns ... played in both of the Chargers' playoff games and was credited with a reception for 10 yards ... opened the season with 13 receptions in the first month of action ... recorded a season-high with five receptions (39 yards) at Houston (9/27) ... caught just one pass at Kansas City (11/1), but made it a memorable one as he raced downfield for a 51-yard gain ... the 51-yard reception was a season-long as well as a single-game high. **1991 (16/3):** Played in every game as a rookie and earned three starts ... caught passes in seven of the 16 games and finished the year with 12 receptions for 125 yards (10.4 avg.) and one touchdown ... made quite a splash in his rookie





debut by catching three passes for 23 yards and scoring his first career touchdown in a 26-20 loss at Pittsburgh (9/1) ... his first career NFL touchdown reception was a 5-yard pass from John Friesz ... rushed the ball just once for 27 yards on a reverse vs. Atlanta (9/15) ... he had eight receptions for 59 yards and a score after just four games, but caught just four more passes in the final 12 games ... made his first career NFL start in just his fourth game of the season Sept. 22 at Denver ... also started at the Los Angeles Rams (10/13) and against Denver (12/22) ... recorded his longest reception of the year, a 29-yard pass, in the next-to-last game of the season vs. Miami (12/15) on a crucial third-and-19 situation in the fourth quarter to help secure a 38-30 victory.

**College:** Jefferson was a three-year letterman at Central Florida who starred as a wide receiver and return specialist ... completed his collegiate career with 1,087 yards and 11 touchdowns on 67 receptions ... picked up an additional 26 yards of offense on six rushing attempts (4.3 avg.) ... returned 39 kickoffs for 782 yards (20.1 avg.) but did not return any for touchdowns during his career.

**Personal:** Vanchi LaShawn Jefferson was born February 22, 1969 in Jacksonville, Fla. ... attended Raines High in Jacksonville and earned letters in football, track and basketball ... majored in business administration at Central Florida ... has donated a considerable amount of time to the Boys Clubs of Jacksonville ... single.

### SHAWN JEFFERSON'S NFL STATISTICS

#### Regular Season Offensive Statistics

Year	Team	G/S	Receiving					Rushing				
			No	Yds	Avg	Lg	TD	No	Yds	Avg	Lg	TD
1991	Chargers	16/3	12	125	10.4	29	1	1	27	27.0	27	0
1992	Chargers	16/1	29	377	13.0	51	2	0	0	0.0	0	0
1993	Chargers	16/4	30	391	13.0	39t	2	5	53	10.6	33	0
1994	Chargers	16/16	43	627	14.6	52t	3	3	40	13.3	22	0
1995	Chargers	16/15	48	621	12.9	45	2	2	1	0.5	11	0
<b>Totals-5 yrs</b>		<b>80/39</b>	<b>162</b>	<b>2141</b>	<b>13.2</b>	<b>52t</b>	<b>10</b>	<b>11</b>	<b>121</b>	<b>11.0</b>	<b>33</b>	<b>0</b>

#### Postseason Offensive Statistics

Year	Team	G/S	Receiving					Rushing				
			No	Yds	Avg	Lg	TD	No	Yds	Avg	Lg	TD
1992	Chargers	2/0	1	10	10.0	10	0	0	0	0.0	0	0
1994	Chargers	3/3	7	75	10.7	16	0	2	13	6.5	10	0
1995	Chargers	1/1	3	33	11.0	12	1	0	0	0.0	0	0
<b>Totals-3 yrs</b>		<b>6/4</b>	<b>11</b>	<b>118</b>	<b>10.7</b>	<b>16</b>	<b>1</b>	<b>2</b>	<b>13</b>	<b>6.5</b>	<b>10</b>	<b>0</b>

#### Additional Regular Season Statistics

Special Teams Tackles - 1992 (3)

#### SINGLE-GAME CAREER HIGHS

##### Regular Season

Receptions - 6 (twice) Most recent at Oakland (9/3/95)

Receiving Yards - 120 at Oakland (9/3/95)

Highest Game Average (Min. 2 receptions) - 30.0 at Kansas City (11/13/94)

Longest Reception - 52t at Kansas City (11/13/94)

Touchdown Receptions - 1 (10 times) Most recent at Philadelphia (9/17/95)

Rushing Attempts - 1 (11 times) Most recent (-10 yards) at Denver (11/19/95)

Rushing Yards - 33 at L.A. Raiders (10/31/93)

##### Postseason

Receptions - 3 (twice) Most recent vs. Indianapolis (12/31/95)

Receiving Yards - 44 vs. Miami (1/8/95)

Highest Game Average (Min. 2 receptions) - 14.7 vs. Miami (1/8/95)

Longest Reception - 16 vs. Miami (1/8/95)

Touchdown Receptions - 1 vs. Indianapolis (12/31/95)





JEFFERSON'S CAREER GAME-BY-GAME RECEIVING

**Shawn Jefferson's 1991 Game-By-Game Receiving Statistics**

Date	Opponent	Starts	No	Yds	Avg	Lg	TD	W/L	Score
9/1	at Pittsburgh	p	3	23	7.7	14	1	L	20-26
9/8	at San Francisco	p	1	11	11.0	11	0	L	14-34
9/15	Atlanta	p	2	12	6.0	9	0	L	10-13
9/22	at Denver	S	2	13	6.5	7	0	L	19-27
9/29	Kansas City	p	0	0	0.0	0	0	L	13-14
10/6	at L.A. Raiders	p	0	0	0.0	0	0	W	21-13
10/13	at L.A. Rams	S	1	13	13.0	13	0	L	24-30
10/20	Cleveland	p	2	24	12.0	17	0	L	24-30
10/27	at Seattle	p	0	0	0.0	0	0	L	9-20
11/10	Seattle	p	0	0	0.0	0	0	W	17-14
11/17	New Orleans	p	0	0	0.0	0	0	W	24-21
11/24	at N.Y. Jets	p	0	0	0.0	0	0	L	3-24
12/1	L.A. Raiders	p	0	0	0.0	0	0	L	7-9
12/8	at Kansas City	p	0	0	0.0	0	0	L	17-20
12/15	Miami	p	1	29	29.0	29	0	W	38-30
12/22	Denver	S	0	0	0.0	0	0	L	14-17

**1991 Totals** 16/3 12 125 10.4 29 1 4-12

**Shawn Jefferson's 1992 Game-By-Game Receiving Statistics**

Date	Opponent	Starts	No	Yds	Avg	Lg	TD	W/L	Score
9/6	Kansas City	p	1	13	13.0	13	0	L	10-24
9/13	at Denver	p	3	25	8.3	14	0	L	13-21
9/20	Pittsburgh	p	4	45	11.2	35	0	L	6-23
9/27	at Houston	p	5	39	7.8	14	0	L	0-27
10/4	Seattle	p	0	0	0.0	0	0	W	17-6
10/11	at Indianapolis	p	0	0	0.0	0	0	W	34-14
10/18	Denver	p	0	0	0.0	0	0	W	24-21
10/25	Indianapolis	p	1	7	7.0	7	0	W	26-0
11/1	at Kansas City	p	1	51	51.0	51	0	L	13-14
11/8	at Cleveland	p	1	26	26.0	26t	1	W	14-13
11/15	Tampa Bay	p	2	24	12.0	15	0	W	29-14
11/22	L.A. Raiders	p	2	30	15.0	15t	1	W	27-3
11/27	at Phoenix	p	2	20	10.0	10	0	W	27-21
12/13	Cincinnati	p	2	38	19.0	20	0	W	27-10
12/20	at L.A. Raiders	p	3	29	9.7	13	0	W	26-14
12/27	at Seattle	S	2	30	15.0	19	0	W	31-14

**1992 Totals** 16/1 29 377 13.0 51 2 11-5

1/2 Kansas City p 0 0 0.0 0 0 W 17-0

1/10 Miami p 1 10 10.0 10 0 L 0-31

**Playoff Totals** 2/0 1 10 10.0 10 0 1-1

**Shawn Jefferson's 1993 Game-By-Game Receiving Statistics**

Date	Opponent	Starts	No	Yds	Avg	Lg	TD	W/L	Score
9/5	Seattle	p	1	14	14.0	14	0	W	18-12
9/12	at Denver	p	0	0	0.0	0	0	L	17-34
9/19	Houston	p	1	16	16.0	16	0	W	18-17
10/3	at Seattle	p	2	8	4.0	5	0	L	14-31
10/10	at Pittsburgh	S	1	7	7.0	7	0	L	3-16
10/17	Kansas City	p	1	22	22.0	22	0	L	14-17
10/31	at L.A. Raiders	p	2	23	11.5	19	0	W	30-23
11/7	at Minnesota	p	1	18	18.0	18t	1	W	30-17
11/14	Chicago	S	4	45	11.2	16	0	L	13-16
11/21	L.A. Raiders	S	1	12	12.0	12	0	L	7-12
11/29	at Indianapolis	S	3	64	21.3	39t	1	W	31-0
12/5	Denver	p	4	46	11.5	14	0	W	13-10
12/12	Green Bay	p	3	42	14.0	14	0	L	13-20
12/19	at Kansas City	p	0	0	0.0	0	0	L	24-28
12/27	Miami	p	3	27	9.0	12	0	W	45-20
1/2	at Tampa Bay	p	3	47	15.7	29	0	W	32-17

**1993 Totals** 16/4 30 391 13.0 39t 2 8-8



## JEFFERSON'S CAREER GAME-BY-GAME RECEIVING

## Shawn Jefferson's 1994 Game-By-Game Receiving Statistics

Date	Opponent	Starts	No	Yds	Avg	Lg	TD	W/L	Score
9/4	at Denver	S	3	79	26.3	47t	1	W	37-34
9/11	Cincinnati	S	4	64	16.0	26	0	W	27-10
9/18	at Seattle	S	3	31	10.3	12	0	W	24-10
9/25	at L.A. Raiders	S	0	0	0.0	0	0	W	26-24
10/9	Kansas City	S	2	28	14.0	15	0	W	20-6
10/16	at New Orleans	S	2	30	15.0	18	0	W	36-22
10/23	Denver	S	1	5	5.0	5	0	L	15-20
10/30	Seattle	S	2	29	14.5	17	0	W	35-15
11/6	at Atlanta	S	1	16	16.0	16	0	L	9-10
11/13	at Kansas City	S	2	60	30.0	52t	1	W	14-13
11/20	at New England	S	6	64	10.7	15	0	L	17-23
11/27	L.A. Rams	S	3	39	13.0	17	0	W	31-17
12/5	L.A. Raiders	S	3	58	19.3	29t	1	L	17-24
12/11	San Francisco	S	4	53	13.2	20	0	L	15-38
12/18	at N.Y. Jets	S	4	53	13.2	16	0	W	21-6
12/24	Pittsburgh	S	3	18	6.0	10	0	W	37-34

**1994 Totals** 16/16 43 627 14.6 52t 3 11-5

1/8	Miami	S	3	44	14.7	16	0	W	22-21
1/15	at Pittsburgh	S	2	16	8.0	11	0	W	17-13
1/29	vs San Francisco	S	2	15	7.5	9	0	L	26-49

**1994 Playoff Totals** 3/3 7 75 10.7 16 0 2-1

## Shawn Jefferson's 1995 Game-By-Game Receiving Statistics

Date	Opponent	Starts	No	Yds	Avg	Lg	TD	W/L	Score
9/3	at Oakland	S	6	120	20.0	39T	1	L	7-17
9/10	Seattle	S	3	31	10.3	12	0	W	14-10
9/17	at Philadelphia	p	4	67	16.8	38T	1	W	27-21
9/24	Denver	S	4	36	9.0	11	0	W	17-6
10/1	at Pittsburgh	S	5	81	16.2	21	0	L	16-31
10/9	at Kansas City	S	3	64	21.3	45	0	L	23-29
10/15	Dallas	S	4	30	7.5	14	0	L	9-23
10/22	at Seattle	S	1	13	13.0	13	0	W	35-25
11/5	Miami	S	2	8	4.0	7	0	L	14-24
11/12	Kansas City	S	1	11	11.0	11	0	L	7-22
11/19	at Denver	S	5	50	10.0	19	0	L	27-30
1/27	Oakland	S	4	55	13.8	35	0	W	12-6
12/3	Cleveland	S	2	23	11.5	12	0	W	31-13
12/9	Arizona	S	1	6	6.0	6	0	W	28-25
12/17	at Indianapolis	S	1	9	9.0	9	0	W	27-24
12/23	at N.Y. Giants	S	2	17	8.5	9	0	W	27-17

**1995 Totals** 16/15 48 621 12.9 45 2 9-7

12/31	Indianapolis	S	3	33	11.0	12	1	L	20-35
-------	--------------	---	---	----	------	----	---	---	-------


## LONGEST CAREER RECEPTIONS

Shawn Jefferson was a deep-threat receiver for the San Diego Chargers who helped stretch opposing defenses to allow for wider passing lanes and create a deeper cushion for the Chargers running backs. Seven of his 10 career touchdown receptions have been longer than 25 yards. In the past three years, Jefferson caught seven deep passes (over 35 yards) and converted five of those into touchdowns. Below is a list of Jefferson's longest receptions. Ironically, all seven of his longest receptions were on the road, while three of his four longest receptions were against Kansas City at Arrowhead Stadium.

52t – at Kansas City (11/13/94)	39t – at Oakland (9/3/95)
51 – at Kansas City (11/1/93)	39t – at Indianapolis (11/29/93)
47t – at Denver (9/4/94)	38t – at Philadelphia (9/17/95)
45 – at Kansas City (10/9/95)	



## 52 TED JOHNSON

**Linebacker****6-3 • 240 • 2nd Year****Draft: 2 (57th) '95****Colorado****Born: December 4, 1972****Alameda, Calif.**

**How Acquired:** Ted Johnson was drafted by the Patriots with their own selection in the second round (57th player selected) of the 1995 NFL draft.

**NFL Career GP/GS (regular season 12/12, postseason 0/0):**

Johnson started for the Patriots at right inside linebacker in his NFL debut ... he was drafted out of Colorado to play as an inside linebacker in the Patriots 3-4 alignment, but due to the Patriots' transition to a 4-3 defense, Johnson will now compete for the starting position at middle linebacker. **1995 (12/12):** Started every game he played in and earned all-rookie team honors from *Pro Football Weekly*, *College and Pro Football Newsweekly* and the *Football News* ... opened the season as the Patriots' starting right inside linebacker, opposite Vincent Brown, but missed four games early in the season due to a knee sprain ... finished seventh on the team with 69 tackles (41 solo), despite missing those four games ... added two special teams tackles ... credited with two passes defended and two fumble recoveries ... opened the season with six tackles (three solo) and recorded his first career sack when he combined with Reggie White on a sack of Vinny Testaverde in a 17-14 come-from-behind victory over Cleveland (9/3) ... picked up four more tackles the following week vs. Miami (9/10) before a knee sprain sidelined him for the next four games ... listed among the Patriots' inactives from Sept. 17 through Oct. 15 while he rehabilitated the knee ... returned to the starting lineup and registered four stops vs. Buffalo (10/8) ... averaged nine tackles per game during the next four-game stretch, including 10 tackles vs. Carolina (10/29) and a season-high 13 stops vs. Indianapolis (11/19) ... he was credited with his first career pass defended when he knocked down a Kerry Collins pass vs. Carolina ... registered four tackles and recorded his first and second NFL fumble recovery in a 31-28 victory over the New York Jets (12/10).

### Extra Points

- Ted enjoys reading in his spare time. His favorite books are romance novels.
- Ted enjoys scuba diving and dreams of one day owning a diving shop somewhere in the Caribbean.
- Ted's hobbies include skiing and golf.

**College:** Johnson was a four-year letterman at Colorado, where he finished second in school history (to Barry Remington's 493 stops) with 471 total tackles ... earned All-American first-team honors and was a consensus All-Big Eight Conference first-team selection as a senior ... in 1994, he led the team with 147 tackles (92 solos), including four sacks for minus 15 yards and six tackles for losses of 9 yards ... his 147 tackles was a career high and ranks sixth on Colorado's all-time list ... recorded nine tackles or more in each of his 12 games ... tied his career-high total with 20 tackles (13 solos), a sack and a pair of third-down stops vs. Nebraska (10/29/94) ... closed out his collegiate career with 18 tackles (eight solos), a four-yard sack, a seven-yard interception return and a deflected pass in a 41-24 victory over Notre Dame in the Fiesta Bowl ... as a junior, he led the team with 131 tackles (83 solos), including three sacks and five tackles for



losses to earn AP all-conference honors ... started nine of 11 games at inside linebacker as a sophomore in 1992 and recorded 78 tackles (41 solos), including a sack and two tackles for losses ... started the final six games as a freshman and recorded 53 tackles (37 solos).

**Personal:** Ted Johnson was born December 4, 1972 in Alameda, Calif. ... he earned All-CIF, All-North County, All-Avocado League and *Prep Football Report* All-West selection as an inside linebacker at Carlsbad (Calif.) High ... recorded 130 tackles, 12 sacks, seven forced fumbles and two interceptions as a senior ... played tight end on offense ... earned All-League honorable mention in his junior campaign after recording 82 tackles with seven sacks ... lettered twice in basketball and baseball during his freshman and sophomore years ... majored in communications at Colorado ... his hobbies include skiing, scuba diving and golf ... single.

#### TED JOHNSON'S NFL STATISTICS Regular Season Defensive Statistics

Year Team	G/S	TT	UT	A	S-Yds	I-Yds	PD	FF	FR	SpT
1995 Patriots	12/12	69	41	28	0.5-2	0-0	2	0	2	2

#### Single-Game Career Highs

Total Tackles – 13 vs. Indianapolis (11/19/95)


Solo Tackles – 8 at Miami (11/12/95)

Assists – 7 vs. Indianapolis (11/19/95)

Fumbles Recovered – 2 vs. New York Jets (12/10/95)

VETERANS

## 96 MIKE JONES



Defensive End

6-4 • 280 • 6th Year

Free Agent '94

North Carolina State

Born: August 25, 1969

Columbia, S.C.

**Transactions:** Mike Jones signed with the New England Patriots as a veteran free agent on June 7, 1994 ... he was originally drafted by the Phoenix Cardinals in the second round of the 1991 NFL draft (32nd player selected) ... signed with the Cardinals on July 15, 1991 ... granted free agency on February 17, 1994.

#### NFL Career GP/GS (regular season 76/38, postseason 1/0):

Jones signed with the Patriots in 1994 and immediately stepped into the starting lineup at right defensive end ... in 1995, he found himself playing in

a reserve role at defensive end, but worked his way back into the starting lineup for the final three games of the season after making the transition to nose tackle ... he will return to compete at his more natural position at defensive end in 1996. **1995 (13/3):** Played in a reserve role in 10 of the

### Extra Points

- Mike played quarterback, tight end and linebacker at C.A. Johnson High School in Columbia, S.C. His prep coach was his father, Dave Jones.
- While in college at N.C. State, Mike met and had lunch with one of his childhood idols – Rosie Grier.



first 13 games of the season and found himself listed among the Patriots' inactives prior to games vs. Miami (9/10), at San Francisco (9/17) and at Atlanta (10/1) ... finished the season ranked 13th in tackles with 23 (17 solo) and fifth in sacks with three ... added two passes defended and a forced fumble ... recorded a season-high with four tackles in games vs. Denver (10/8) and vs. N.Y. Jets (12/10) ... recorded solo sacks at Kansas City (10/15) and twice against the Jets, first at New York (11/5) and then in Foxboro (12/10) ... in his NFL debut at nose tackle, he finished with four tackles (three solo), including his third sack of the season vs. New York (12/10) ... started each of the final three games at nose tackle and totaled 10 tackles and a sack in those games. **1994 (16/16, 1/1):** Started every game at right defensive end and finished the year with 45 total tackles (26 solos), six quarterback sacks, two passes defended and a fumble recovery, each of which either tied or set career highs for the four-year veteran ... his six sacks ranked second on the team, trailing only the 9.5 sacks turned in by teammate Chris Slade ... his 45 tackles ranked ninth on the team ... played defensive end in 3-4 alignment and moved inside to defensive tackle when the Patriots used a four-man front in passing situations ... dropped David Klingler for a seven-yard loss for his first sack of the year (9/18) ... assisted in sacks vs. Green Bay (10/2), at New York Jets (10/16) and vs. San Diego ... recorded a season-high six tackles vs. Miami (10/30) ... equalled that total vs. Indianapolis (12/11) with six tackles and 1.5 sacks in the game ... it was his first career multiple sack game ... collected his sixth sack of the season the following week at Buffalo when he dropped Frank Reich for an 11-yard loss ... closed out the season with one unassisted tackle in the Patriots' playoff game at Cleveland (1/1/95). **1993 (16/3-Phoenix):** Started three games at defensive end for the Cardinals ... finished the season ranked fourth on the team with three sacks, despite limited playing time and only 24 total tackles on the season ... credited with eight quarterback hurries and two passes batted away at the line of scrimmage ... he forced one fumble. **1992 (15/15-Phoenix):** Started 11 games at right defensive end and four at left defensive end ... totaled 37 tackles, including 26 solo stops ... opened the season with a pair of tackles and a sack in each of the first two games – at Tampa Bay (9/6) and vs. Philadelphia (10/11) ... recorded a season-high of six tackles at Atlanta (11/15) ... collected five tackles and a sack at the N.Y. Giants (10/11) ... repeated that performance two weeks later at Philadelphia (10/25) ... played nearly every down of the Washington (11/29) and San Diego (12/5) contests, despite having a sore knee that required draining before each game ... finished the season listed among the Cardinals inactives (knee) vs. Tampa Bay (12/27). **1991 (16/1-Phoenix):** Played in every game during his rookie campaign and had one starting assignment ... he made his starting debut at nose guard in Denver (12/15) ... despite playing out of position, he finished his first game with seven tackles, including a batted pass that a teammate snared for an interception, which set up a third quarter field goal ... registered two tackles and a quarterback hurry in the season finale vs. New Orleans (12/22).

**College:** A four-year letterman at North Carolina State (1987-90) ... totaled 152 tackles, 21 quarterback sacks, 43 quarterback pressures and 28 tackles for loss during his collegiate career ... led the Wolfpack with 10 tackles and 20 pressures as an All-Atlantic Coast Conference selections as a senior.

**Personal:** Michael David Jones was born August 25, 1969 in Columbia, S.C. ... starred in football at C.A. Johnson High in Columbia, South Carolina where he played for his father Dave Jones ... amassed 160 tackles and four interceptions at linebacker and registered 42 pass receptions for 460 yards (10.9-yard average) as an All-South Carolina tight end ... also lettered in track and field, where he won the district title in the shot put ... majored in economics and business at N.C. State ... married.




**MIKE JONES' NFL STATISTICS****Regular Season Defensive Statistics**

Year Team	G/S	TT	UT	A	S-Yds	I-Yds	PD	FF	FR
1991 Cardinals	16/1	21	13	8	0-0	0-0	1	0	0
1992 Cardinals	15/15	37	26	11	6-47	0-0	0	1	0
1993 Cardinals	16/3	24	13	11	3-14	0-0	2	1	0
1994 Patriots	16/16	45	26	19	6-45	0-0	2	0	1
1995 Patriots	13/3	23	17	6	3-16	0-0	2	1	0
<b>Totals-5 yrs</b>	<b>76-38</b>	<b>150</b>	<b>95</b>	<b>55</b>	<b>18-122</b>	<b>0-0</b>	<b>7</b>	<b>3</b>	<b>1</b>

**Postseason Defensive Statistics**

Year Team	G/S	TT	UT	A	S-Yds	I-Yds	PD	FF	FR
1994 Patriots	1/1	1	1	0	0-0	0-0	0	0	0

VETERANS

**61 BOB KRATCH****Guard****6-3 • 288 • 8th Year****UFA (N.Y. Giants) '94****Iowa****Born: January 6, 1966****Brooklyn, N.Y.**

**Transactions:** Bob Kratch was signed by the Patriots as an unrestricted free agent from the New York Giants on February 19, 1994 ... originally drafted by Bill Parcells, while he was the head coach of the New York Giants, in the third round (64th overall) of the 1989 NFL draft ... signed with the Giants on July 24 ... placed on injured reserve with a broken finger (9/5/89-10/17/89) ... placed on the Giants' developmental squad (Oct. 18-21, 1989) before being activated to the Giants' roster ... granted free agency (February 1, 1992), but re-signed with the Giants on July 31, 1992 ... granted unconditional free agency on February 17, 1994.

**Extra Points**

- In a Super Bowl XXIX side bar story, one national paper mistakenly reported that the Patriots' new owner "Bob Kratch" was seen at one of the celebrity Super Bowl parties. Just three weeks later, Bob Kraft made Kratch his first free agent signing.
- Bob has won two football championships during his playing days – one in 1990 as a member of the New York Giants and the other in 1982 when his high school team won the New Jersey State Title.
- Bob's first job was on a paper route in New Jersey.
- Bob runs Muddlake Furniture Co. in Wrentham, Mass., specializing in antiques.

**NFL Career GP/GS (regular season 82/51, postseason 7/3):** Kratch was the first free agent signing of the 1994 free agency period ... stepped into the starting lineup and started every game for the Patriots in his first two seasons in New England ... made the transition from left guard to right guard in 1995, a position he held for the Giants during their championship



season in 1990. **1995 (16/16):** Started every game for the Patriots for his second consecutive season, extending his personal consecutive games started streak to 52 games ... opened the season at left guard, but made the transition to right guard prior to the sixth game of the season at Kansas City ... started each of the final 11 games of the season at right guard ... allowed just half a sack in those final 11 games and just 1.5 sacks all season ... prior to his move from left to right guard, the Patriots running game was struggling, averaging just 85.8 yards per game ... following the line's reconfiguration, the Patriots' ground attack averaged 130.6 yards per game ... helped pave the way for rookie running back Curtis Martin, who led the conference and eclipsed the Patriots' all-time single-season rushing records with 1,487 yards and 14 touchdowns. **1994 (16/16, 1/1):** Started every game at left guard ... played on an offensive line which only allowed 22 quarterback sacks all season ... helped the Patriots average 277.8 yards passing per game to rank first in the league and fourth in overall net yards with an average of 361 yards per game ... averaged 462 net offensive yards in each of the Patriots' first three games ... offense accumulated over 400 total net yards in four games and over 300 total net yards in 14 of 16 games ... played on an offensive line, which as a unit, allowed no more than three sacks in any one game ... the line provided sackless protection in four games ... Kratch allowed only 2.5 sacks all season. **1993 (16/16, 2/2-Giants):** Started all 16 regular season games at right guard ... helped the Giants post an 11-5 overall record and a wild-card playoff berth ... the Giants led the league in rushing with 2,210 yards on 560 carries, 1,077 yards of which were attained by running back Rodney Hampton. **1992 (16/7-Giants):** Started seven of 16 games for the Giants, one at left guard for William Roberts and six games at right guard for Eric Moore ... helped the Giants to a sixth-place league ranking in rushing (fourth in the NFC) ... Rodney Hampton finished fifth in the NFC in rushing with a career-high 1,141 yards. **1991 (16/1-Giants):** Played in all 16 games with one start ... continued to be a valuable reserve in the trenches and played extensively on short-yardage situations ... helped Rodney Hampton to his first 1,000-yard rushing season with 1,059 yards. **1990 (14/10, 3/0-Giants):** Played in 14 regular season games with 10 starts at right guard when Eric Moore moved to left tackle to fill in for the injured John "Jumbo" Elliott ... Giants finished 13-3 on the year and claimed the NFC Eastern Division title ... he played in all three postseason games and filled in at right guard when Moore was injured in the first half of the Giants' Super Bowl XXV victory over Buffalo (1/27/91). **1989 (4/1, 1/0-Giants):** Played in four games with one start after missing the first seven weeks of the season on injured reserve with a broken thumb, which he sustained late in training camp ... first career start was vs. Philadelphia (12/3).

**College:** Earned first-team All-Big Ten honors and was an honorable mention All-American following his senior season at Iowa in 1988 ... voted team co-captain as a senior ... started at either guard or tackle in 36 of the 43 games he played during his collegiate career ... earned all-conference honors at guard in 1986 ... missed most of 1987 season with a broken leg ... selected to play in the East-West Shrine game following his senior season.


**Personal:** Robert A. Kratch was born on January 6, 1966 in Brooklyn, N.Y. ... a star prep football player at Mahwah (N.J.) High, where he earned all-state and all-conference honors and guided his team to the 1982 New Jersey State Championship ... earned his bachelor of arts degree at Iowa in 1989 ... has been very involved in charitable causes in his native Bergen County region ... Bob and his wife, Kristi, have two sons – Colby (11/17/90) and Nathaniel (9/1/93) and one daughter – MacKenzie (4/8/96).

## ON GUARD

Bob Kratch returned to right guard (a position he played as a member of the Giants) in the sixth game of the 1995 season and helped solidify an offensive line which produced the AFC's leading rusher and a 3000-yard passer. In his final 11 games at RG, he allowed just half a sack.



## 68 MAX LANE

**Offensive Tackle****6-6 • 305 • 3rd Year****Draft: 6b (168th) '94****Navy****Born: February 22, 1971****Norborne, Mo.**

VETERANS

**How Acquired:** Max Lane was drafted by the Patriots with their second of two picks in the sixth round (168th player selected) ... the selection was acquired from Seattle as compensation for the trade of RB Jon Vaughn (8/26/93).

**NFL Career GP/GS (regular season 30/16, postseason 1/0):**

Lane made the most of his opportunity when he found himself thrust into the starting lineup for the 1995 season opener after Pat Harlow was sidelined during the pre-season with a stress fracture injury ... Lane responded to the call and never relinquished his starting role. **1995 (16/16):** Started every game for the Patriots at right offensive tackle in just his second NFL season ... helped power a running game which amassed 1,866 yards ... helped Curtis Martin to a franchise record-setting season with 1,487 yards rushing and 14 touchdowns ... he was involved in one of the most unusual plays of the 1995 season at Kansas City (10/15) when he snared a Troy Brown fumble mid-air and rumbled 30 yards downfield to set up a Will Moore touchdown to bring the Patriots to within five points (26-31) in the final minutes of the game ... the ball was caught in the air after Brown, who was lying on his back, attempted to kick the ball back to himself ... the final result looked like a "hook and ladder" designed play. **1994 (14/0, 1/0):** Played in 14 games as a rookie ... listed among the Patriots' inactives in the first two games of the season at Miami (9/4) and vs. Buffalo (9/11) ... played extensively on special teams units and was used as a tackle-eligible (tight end) in short-yardage situations throughout the season ... saw action on special teams and on short-yardage plays in the Patriots' playoff game at Cleveland (1/1/95).

**College:** Lane was a three-year starter at offensive tackle for Navy ... finished his career with 32 consecutive starts ... lined up as a fullback and scored on a four-yard run as the offense exploded for 465 total yards in a 31-3 victory over Colgate ... shifted from left to right offensive tackle in 1992 ... moved into the starting lineup in the second game of the 1991 season at left tackle ... spent the majority of the 1990 season on Navy's junior varsity squad.

**Personal:** Max Aaron Lane was born on February 22, 1971 in Norborne, Mo. ... selected all-state, all-conference and all-district as a tight end in his senior year at Norborne (Mo.) High ... earned all-state recognition at offensive tackle as a junior ... added all-conference and all-district honors in basketball ... lettered as an offensive tackle at the Naval Academy Prep School ... majored in general science at the U.S. Naval Academy ... single.

### Extra Points

- Max played basketball on the Patriots' charity hoop team during the 1995 offseason and was nicknamed "Big Country" by his teammates.
- Max hails from Norborne, Mo., a town of only 850 people.
- Max lists "Deliverance" among his favorite movies.


#### MAX LANE'S NFL STATISTICS

**Total Tackles – 1995 (2)**

**Fumbles Recovered – 1995 (1 for 30 yards)**



## 24 TY LAW

**Cornerback****5-11 • 196 • 2nd Year****Draft: 1 (23rd) '95****Michigan****Born: February 10, 1974****Aliquippa, Pa.**

**Transactions:** Ty Law was drafted in the first round (23rd overall) in the 1995 NFL draft ... he was the second defensive back selected in the draft.

**NFL Career GP/GS (regular season 14/7, postseason 0/0):**

Law worked his way into the Patriots' starting lineup by the end of the regular season, starting in each of the final five games of the season ... he is one of the strongest cornerbacks in the league and is very effective when he "jams" receivers at the line of scrimmage. **1995 (14/7):** Law started

seven of 14 games as a rookie, missing just two games vs. Buffalo (10/23) and Carolina (10/30) due to a hip flexor injury ... he finished the year ranked 10th in total tackles with 47 (40 solo), including his first career sack ... he was credited with nine passes defensed, including three interceptions for 47 yards ... he saw action on special teams early in the season and contributed one solo tackle for the Patriots' coverage units ... played in each of the first three games, seeing action in nickel and dime pass coverages ... recorded five solo tackles at San Francisco (9/17) ... made his NFL starting debut as a nickel back to defend against Atlanta's "Red Gun" offense (10/1) and was credited with four defensive stops ... replaced Maurice Hurst (calf injury) to make his NFL starting debut at right cornerback at Kansas City (10/15) ... he missed the next two games due to a hip flexor injury and was listed among the Patriots' inactives ... he earned the starting position at right corner late in the season ... made his first of five consecutive starts in a 35-25 victory at Buffalo (11/26) and recorded his first NFL interception on a Jim Kelly pass ... picked off his second pass of the season the following week vs. New Orleans (12/3) and returned it 38 yards, the second-longest interception return of the season for the Patriots ... extended his interception streak to three games the following week and provided eight defensive stops in a 31-28 victory over the New York Jets (12/10) ... closed out his rookie campaign with a season-high eight solo stops, including his first career sack at Indianapolis (12/23) ... the sack of Jim Harbaugh came on a corner blitz late in the first quarter of the game.

**College:** Law declared himself eligible for the 1995 NFL draft after lettering three years at Michigan (1992-94) ... he earned first-team All-American honors from Walter Camp as a senior and was a two-time unanimous All-Big Ten Conference selection ... finished his collegiate career with 154 total tackles (120 solo) and 17 passes defensed, including six interceptions ... totaled 58 tackles (45 solos) and batted away eight passes, including two interceptions in his final season at Michigan ... he earned first-team Sopho-

## Extra Points

- Ty earned prep MVP honors in both football and basketball at Aliquippa High.
- Ty's childhood idol was his cousin and former Pitt hero Tony Dorsett.
- Ty is one of six Patriots players entering the 1996 season who are products of Pennsylvania, joining Matt Bahr, Willie Clay, Curtis Martin, Todd Rucci and Scott Zolak.





more All-American honors in 1993 after leading the team with six interceptions and finishing fourth on the team with 57 tackles (47 solos) and a tackle for loss ... his top game was a two interception effort, including one in the end zone and the other at the five-yard line, to kill a pair of touchdown drives in a 28-0 shutout of Ohio State, earning National Player of the Week honors from *The Sporting News* and *Sports Illustrated* and Big Ten Conference Defensive Player of the Week accolades ... played in every game as a true freshman, starting the team's final six contests at weakside cornerback and finished the year with 49 tackles.

**Personal:** Ty Law was born February 10, 1974 in Aliquippa, Pa. ... he attended Aliquippa (Pa.) High and earned All-American first-team honors by *Parade* and Tom Lemming's *Prep Football Report* ... played tailback, cornerback, safety, wide receiver and return specialist to help lead the team to the Class AA state title as a senior ... averaged 22.1 yards on 23 receptions, 10.1 yards on 45 rushes, 21.1 yards per punt return, recorded 71 tackles and picked off eight passes as a senior ... he was a two-time team MVP ... also earned MVP honors in basketball ... majored in College of Literature at Michigan.

VETERANS

### TY LAW'S NFL STATISTICS

#### Regular Season Defensive Statistics

Year	Team	G/S	TT	UT	A	S-Yds	PD	FF	FR	SpT
1995	Patriots	14/7	47	40	7	1-6	9	0	0	1

#### Regular Season Interceptions

Year	Team	No	Yds	Avg	Lg	TD
1995	Patriots	3	47	15.7	38	0

#### Single-Game Career Highs

Total Tackles – 8 (twice) Most recent at Indianapolis (12/23/95)


Solo Tackles – 8 at Indianapolis (12/23/95)

Sacks – 1 at Indianapolis (12/23/95)

Interceptions – 1 (3 times) Most recent vs. New York Jets (12/10/95)

Passes Defensed – 2 (twice) Most recent vs. Denver (10/8/95)

## 86 KEVIN LEE



Wide Receiver

6-1 • 194 • 3rd Year

Draft: 2 (35th) '94

Alabama

Born: January 1, 1971

Mobile, Ala.

**Transactions:** Kevin Lee was drafted by the Patriots with their own selection in the second round (35th player selected) of the 1994 NFL draft.

**NFL Career GP/GS (regular season 7/2, postseason 0/0):** Lee missed the entire 1994 season on injured reserve after suffering a broken jaw in just his second preseason game as a rookie at the Los Angeles Rams (8/13) ... the injury occurred on a kick-off return in the second quarter on a

### Extra Points

- Kevin helped Vigor High (Mobile, Ala.) to a division 6A state title in 1988 – a team which was ranked first in the nation by ESPN.
- Kevin and current teammate Jay Barker teamed up to lead Alabama to a National Title in 1992.





hit delivered by Marquez Pope ... returned in 1995 and saw action in seven games. **1995 (7/2):** Lee started two of seven games for the Patriots and finished the season with eight receptions for 107 yards (13.4 avg.) ... he was listed among the Patriots inactives prior to nine games ... he made his NFL debut in the Patriots' season opening 17-14 victory over Cleveland (9/3) after missing his entire rookie season with a broken jaw ... recorded his first career reception the following week on a 13-yard hitch from Drew Bledsoe vs. Miami (9/10) ... he was reported among the Patriots' inactives in each of the next two games, but suited up vs. Denver (10/8) and caught a season-long 33-yard pass ... he received his first career starting assignment in the seventh game of the season and caught three passes for 38 yards (12.7 avg.) in a 27-14 victory over Buffalo (10/23) ... started the following week vs. Carolina (10/30), but did not record a reception ... reported among the inactives in each of the next seven games, but played in the season finale and matched his season-high with three receptions for 23 yards (7.7 avg.) at Indianapolis (12/23). **1994 (0/0):** Lee suffered a broken jaw on a kickoff return in the second preseason game of his rookie year and was placed on the injured reserve list for the season ... he did not have a reception in the preseason, but did finish with four kick returns for 63 yards.

**College:** Lee was a four-year letterman at Alabama (1990-93) ... he played in four bowl games in four years, including the Tide's 34-13 upset of the Miami Hurricanes in the Sugar Bowl in 1992 to claim the national championship ... he finished his collegiate career with 63 receptions for 1,142 yards (18.1 avg.) and four touchdowns ... his longest reception was a 75-yard catch and run as a sophomore ... Lee was also a threat to run the ball on reverses, totaling 256 yards on 15 carries (17.1 avg.) and a long of 66 yards as a senior ... in addition, Lee returned 10 kickoffs for 182 yards with a long of 61 yards during his career ... played opposite flanker David Palmer from 1991 through 1993 ... recorded a career-high with 27 receptions for 520 yards (19.3 avg.) and a touchdown as a senior ... carried the ball five times on reverses for 157 yards (31.4 yard average) and a touchdown ... returned three kickoffs for 41 yards (13.7 yard average) ... started five of 11 games as a junior and caught 21 passes for 286 yards and one touchdown in 1992 ... started the team's final eight games at split end in 1991 and caught 11 passes for 276 yards (25.1 avg.) and a touchdown in 1991 ... ran for 88 yards on three carries (29.3 avg.) ... scored his first collegiate touchdown with a career-long, game-winning 75-yard catch and run in a 10-7 victory over Memphis State (11/16/91) ... played in 10 games as a freshman ... finished with two catches for 21 yards (10.5 avg.) ... returned three kickoffs for 85 yards (28.3 avg.) ... redshirted as a true freshman in 1989.

**Personal:** Kevin Lee was born a 1971 New Year's Day baby (1/1/71) in Mobile, Ala. ... lettered in football and track at Vigor High in Mobile, Ala. ... caught 31 passes for 907 yards (29.3 avg.) as a senior to lead his team to the Class 6A state title ... that team was ranked number one in the nation by ESPN ... won the state 100-meter dash title with a 10.6 time ... holds the University of Alabama 200-meter record with a :21.28 time ... majored in telecommunications and film at Alabama ... single.

**KEVIN LEE'S NFL STATISTICS**  
**Regular Season Offensive Statistics**


Year	Team	G/S	Receiving					Rushing				
			No	Yds	Avg	Lg	TD	No	Yds	Avg	Lg	TD
1994	Patriots	0/0	Injured Reserved List - Broken Jaw									
1995	Patriots	7/2	8	107	13.4	33	0	1	4	4.0	4	0
<b>Totals-2 yrs</b>		7/2	8	107	13.4	33	0	1	4	4.0	4	0

**Single-Game Career Highs**

Receptions - 3 (twice) Most recent at Indianapolis (12/23/95)  
 Yards Receiving - 38 vs. Buffalo (10/23/95)  
 Kickoff Returns - 1995 (1 for 14 yards)



## 43 VERNON LEWIS



**Cornerback**

**5-10 • 192 • 4th Year**

**Rookie Free Agent '93**

**Pittsburgh**

**Born: 10/27/70**

**Houston, Texas**

**Transactions:** Vernon Lewis signed with the Patriots as a non-drafted rookie free agent on April 30, 1993 ... he became a restricted free agent on Feb. 15, 1995 and re-signed on June 1, 1996.

**NFL Career GP/GS (regular season 37/2, postseason 1/0):** Lewis has been a key reserve and a valuable special

teams performer since joining the Patriots. **1995 (16/2):** Lewis started the first two games of his pro career when the Patriots opened the San Francisco

(9/17) and Atlanta (10/1) games in nickel coverages ... played in every game and finished 12th on the team in tackles with 36 (27 solo), including 1.5 sacks from his corner position ... he was credited with three passes defended ... he forced one fumble and recovered another ... he played on nearly every special teams unit and led the team with 18 tackles (14 solo) ... he also forced two fumbles for the Patriots' coverage units, which also led the team ... he made his NFL starting debut as a nickel back at San Francisco (9/17) and led the team with seven solo stops, including his first career sack as he dropped Steve Young for an 8-yard loss ... made his second consecutive start at Atlanta (10/1) and registered five solo tackles ... recorded four tackles, including an assist on a sack, and recovered a fumble in an overtime loss vs. Carolina (10/29) ... he was a special teams terror in a game vs. the Jets (12/10) when he registered four solo tackles and forced two turnovers in a 31-28 victory. **1994 (11/0, 1/0):** Appeared in 12 games including the Patriots' playoff game at Cleveland (1/1/95) ... listed among the Patriots' inactives for five games ... recorded four unassisted tackles for the year ... replaced Rod Smith as a nickel back and recorded one unassisted tackle when Smith suffered a concussion in the Patriots' 26-20 overtime victory vs. Minnesota (11/13) ... recorded three special teams tackles. **1993 (10/0):** Made the team as a rookie free agent and played in 10 games ... finished third on the team with eight special teams tackles ... saw limited action at cornerback ... did not record any defensive statistics.

**College:** Lewis earned All-American honorable mention and All-Big East Conference first-team selection by *The NFL Draft Report* ... started every game at free safety as a senior, recording 58 tackles (43 solo) with eight pass deflections and three interceptions ... played in every game his junior year as a reserve at right cornerback ... made 23 tackles (14 solo) and assisted on a sack ... blocked three kicks his sophomore season while seeing action in 10 games ... added nine tackles and two interceptions.

**Personal:** Vernon Lewis was born on October 27, 1970 ... he was an all-state selection as a defensive back and wide receiver at Kashmere (Texas) High ... scored a total of six touchdowns, three as a receiver and three off interception returns ... intercepted a total of five passes his senior year ... lettered in track and golf ... Vernon and his wife April have two sons, Vernon III and Darrion.

### Extra Points

- One of Vernon's cousins is "Baby Face" Paige, formerly with the Harlem Globetrotters.
- The Giants' Rodney Hampton was a high school teammate of Vernon's at Kashmere High in Texas.



### VERNON LEWIS' NFL STATISTICS

#### Regular Season Defensive Statistics

Year Team	G/S	TT	UT	A	S-Yds	PD	Int	FF	FR	SpT
1993 Patriots	10/0	0	0	0	0-0	0	0	0	0	8
1994 Patriots	11/0	4	4	0	0-0	0	0	0	0	3
1995 Patriots	16/2	36	27	9	1.5-12	3	0	1	1	18
<b>Totals-3 yrs</b>	<b>37/2</b>	<b>40</b>	<b>31</b>	<b>9</b>	<b>1.5-12</b>	<b>3</b>	<b>0</b>	<b>1</b>	<b>1</b>	<b>29</b>

#### Playoff Statistics

Games Played/Started – 1994 (1/0)

#### Additional Regular Season Statistics

Special Teams Forced Fumbles – 1995 (2)


#### Single-Game Career Highs

Solo Tackles – 7 at San Francisco (9/17/95)

Sacks – 1 at San Francisco (9/17/95)

Special Teams Tackles – 4 vs. New York Jets (12/10/95)

## 28 CURTIS MARTIN



#### Running Back

5-11 • 203 • 2nd Year

Draft: 3a (74th) '95

Pittsburgh

Born: May 1, 1973

Pittsburgh, Pa.

#### Pro Bowls (1): 1995

**Transactions:** Curtis Martin was drafted by the Patriots with a third round selection (74th overall) obtained from Philadelphia as compensation for the loss of restricted free agent Kevin Turner.

#### NFL Career GP/GS (regular season 16/15, postseason 0/0):

Martin was the biggest surprise of the 1995 NFL season ... all 30 teams passed on the young prospect in the annual NFL draft after an ankle injury caused Martin to redshirt his senior season at Pittsburgh ... the Patriots finally selected him with the 74th overall pick in the draft ... of the nine running backs selected ahead of Martin in the draft, only Rashaan Salaam eclipsed the 1,000-yard rushing plateau ... the former Heisman Trophy winner and first-round draft choice rushed for 1,074 yards and 10 touchdowns, while the seven (Ki-Jana Carter

## Extra Points

- Overtime Sports recorded Curtis' running style and will use it as the prototype for their running backs in their new video game releases.
- Curtis won the NFL's 1996 Run to Daylight competition. Emmitt Smith, Marshall Faulk, Thurman Thomas, Rodney Hampton and Herschel Walker were among those competing for the title.
- Curtis made an immediate impact in the NFL. On the first play of the 1995 season, Curtis broke free over left tackle and raced 30 yards through the Cleveland secondary. His final carry of the game was a 1-yard touchdown with just 19 seconds remaining in the contest to clinch a 17-14 victory.



missed the season due to a knee injury) other running backs combined for just 1,802 yards and 10 touchdowns ... the rookie rusher was immediately in contention for the starting tailback honors due to the loss of the Patriots' top two rushers from 1994 (Marion Butts and Leroy Thompson) ... Martin emerged from training camp as the Patriots' starting running back and, by season's end, he was the most dominant rusher in the league ... his 368 carries for 1,487 yards and 14 rushing touchdowns set franchise records in each category and was the greatest rookie rushing performance in the NFL since the arrival of Eric Dickerson in 1983 ... in fact, in the history of the NFL, only Dickerson (1,808), George Rogers (1,674 yards in 1981) and Ottis Anderson (1,605 yards in 1979) rushed for more yards in their rookie campaigns than Martin did last season and only Dickerson (18) and Ickey Woods (15) rushed for more touchdowns ... his rookie season success garnered national attention, earning Martin Rookie of the Year honors and an invitation as the only rookie to play in the 1996 Pro Bowl ... entering just his second season, Martin should continue his assault on the Patriots' all-time rushing records ... he enters the 1996 season just 748 yards shy of the Patriots' top-10 all-time career rushing list ... a second 1,000 yard season would place Martin ahead of Craig James at seventh on the team's career rushing list and would be the first back-to-back 1,000-yard seasons by a Patriot rusher since Jim Nance accomplished the feat in 1966 and 1967.

**1995 (16/15):** Martin started 15 of 16 games as a rookie and rushed for 1,487 yards and 14 touchdowns on 368 carries ... he set franchise records in every major rushing category and tied an NFL rookie rushing record by eclipsing the 100-yard rushing plateau in nine games ... his 103-yard effort in the season finale tied the NFL mark and earned him a place in the Patriots' record books with his fifth consecutive 100-yard game, tying Jim Nance's record set in 1966 ... Martin led the AFC in yards rushing and ranked third in the league behind Emmitt Smith (1,773) and Barry Sanders (1,500) ... only Emmitt Smith (25) and Chris Warren (15) rushed for more touchdowns than Martin and only Smith (377) had more carries ... yet, in the season's final 10 games, Martin out-distanced them all ... he totaled 1,199 yards and 12 touchdowns, nearly 120 yards per game, over a span in which Smith totaled just 1,029 yards and Sanders equaled just 905 yards ... Martin became the first rookie to lead the AFC in rushing since Curt Warner did so in 1983 (1,449 yards) ... Martin's 1,487 yards rushing not only led the AFC, but out-distanced nine other NFL teams' 1995 rushing totals ... his impact on the Patriots' 1995 season was felt in the very first game vs. Cleveland (9/3) when Martin took the opening handoff from Drew Bledsoe, followed a Bruce Armstrong lead block over left tackle, cut across the grain and raced down the right sideline until he was shoved out of bounds after a 30-yard gain ... on his first professional carry, Martin eclipsed the longest rush of the 1994 season – a 26-yard carry by Marion Butts ... it was the longest carry by a Patriot since Kevin Turner (ironically enough) had a 49-yard gain vs. Cleveland on Dec. 19, 1993 ... Martin closed out the game with a game-winning touchdown dive, which he made possible with his second-effort lunge from 1-yard out and just 19 seconds remaining in the game in a 17-14 victory ... he finished the game with 19 carries for 102 yards (5.4 avg.) and scored the game-winning touchdown to earn his first of nine Miller Lite Player of the Game awards in 1995 ... in doing so, he became the first rookie in franchise history to rush for over 100 yards in their professional debut and the first rookie to rush for 100 yards since Scott Lockwood picked up 123 yards vs. Miami on Dec. 27, 1992 ... he was also the first Patriot running back to eclipse the century mark since Leonard Russell rushed for 138 yards on Dec. 26, 1993 ... unfortunately for Martin and the Patriots, the success of the running game quickly eroded, as he averaged just 2.5 yards per carry and just one touchdown on 75 carries in the next five games ... had a season-low 8 yards on just six carries (1.3 avg.) in a 37-3 loss vs. Denver (10/8) ... he did not start the following week at Kansas City, but came off the bench to replace Corey Croom, who left the game with an injury ... he returned to the starting lineup the following week vs. Buffalo (10/23) and began his NFL domination ... in that Monday Night game, he quieted critics who once questioned his stamina when he carried the ball 36 times for 127 yards, including a touchdown run of 20 yards in the first quarter ... he earned his second Miller Lite Player of the Game honors for



his performance ... his 36 attempts ranks second only to Jim Nance's 38 carries on Oct. 30, 1966 in franchise history ... the following week, Carolina (10/29) scored a 20-17 overtime upset despite Martin's first multiple touch-down performance ... he ended the game with 85 yards on 24 carries (3.5 avg.) and two touchdowns and added another 30 yards on four receptions, earning his third player of the game honors ... the following week, he exploded for a season-high 166 yards and two touchdowns on 35 carries (4.7 avg.) in a 20-7 victory over the Jets (11/5) ... added 22 yards on a pass reception and earned his third consecutive player of the game honors ... he broke through the Jets' defense for a season-long 49-yard gain just before the half to set up a Matt Bahr 29-yard field goal, as the Patriots took a 13-0 lead at the half ... set a Patriots rookie single-game rushing record with his season-high 166-yard performance at the New York Jets ... the previous record was set during the 1987 strike when Michael LeBlanc rushed for 146 yards on 35 carries (10/11/87) ... the non-strike record was set by John Stephens, who picked up 134 yards on 25 carries vs. Buffalo on Oct. 23, 1988 ... he earned Miller Lite Player of the Game honors for the fourth consecutive week when he totaled 187 net yards of offense, including a 142-yard, two-touchdown rushing performance on 30 carries in a 34-17 victory over Miami (11/12) ... he was slowed to just 48 yards and a touchdown on just 16 carries vs. Indianapolis (11/19) ... his solo touchdown was the Patriots' only touchdown of the game in a 24-10 defeat, but extended his personal touchdown streak to five games ... his touchdown streak was snapped the following week at Buffalo (11/26), but he did spring back to his previous form as he gained 148 yards on 27 carries (5.5 avg.), his second highest output of the season, as he helped the Patriots to the first series sweep of Buffalo in eight years ... he followed with 112 yards and two touchdowns on 31 carries (3.6 avg.) in a 31-17 loss vs. New Orleans (12/3), but again earned player of the game honors for his performance ... beat up on the Jets (12/10) for the second time of the season with 148 yards and two touchdowns on 31 carries (4.8 avg.) ... his two rushing touchdowns gave him 14 for the season, setting a new franchise single-season record, previously held by Steve Grogan, who had 12 rushing touchdowns in 1976 ... the Pittsburgh native returned home for a game against the Steelers and arguably turned in the best performance of his remarkable rookie season ... he rushed 20 times for 120 yards and a season-high 6.0 average yards per carry and finished with a season-high eight receptions for 62 yards, including a 22-yard touchdown reception, the first of his career ... his 120-yards rushing was just his sixth highest performance of the season, but it was the most yards allowed by the Steelers all season and just the third time that they had allowed a 100-yard rushing performance ... he closed out the season at Indianapolis with his fifth consecutive 100-yard game as he totaled 103 yards on 24 carries for a 4.3 yard average and earned his fifth consecutive Miller Lite Player of the Game honors ... his 103 yards rushing were the most the Colts had allowed all season as well ... when the dust had settled, Martin stood atop the AFC in yards rushing (1,487) and total yards from scrimmage (1,748) and became the first rookie to lead the AFC in rushing since Curt Warner did so in 1983 (1,449 yards) ... at season's end, Martin was deluged with post-season honors, including Associated Press and the Pro Football Writer's Association Rookie of the Year honors ... he was a consensus all-rookie team selection and received multiple All-AFC team accolades ... he was the only rookie invited to attend the 1996 Pro Bowl as a second-team selection.

**College:** Martin lettered three years at Pittsburgh ... he was a preseason All-American and All-Big East Conference selection entering his senior campaign, but suffered a season-ending ankle injury in just his second game of the season vs. Texas and was redshirted ... totaled 282 yards and a touchdown on just 36 carries (7.3 avg.) prior to his injury ... opened the season with a career-high 251-yard effort on 28 carries (9.0 avg.) and a touchdown vs. Texas (9/3) ... rushed for 31 yards on eight carries vs. Ohio (9/10), but suffered a severely sprained ankle in the second quarter and missed the remaining nine games of the season ... declared himself eligible for the 1995 draft rather than return to Pittsburgh for his redshirted senior season ... earned honorable mention All-American honors from *Football News* as a junior ... selected first-team All-Big East Conference and Eastern College





Athletic Conference choice that year after starting 10 games and rushing for 1,075 yards and seven touchdowns on 210 carries (5.1 avg.) ... missed the Rutgers game (10/28) due to a left shoulder contusion (AC joint, second degree) the week before at West Virginia (10/23) ... was the first Pittsburgh rusher to break the 1,000-yard plateau since Curvin Richards gained 1,282 yards in 1989 ... eclipsed the 1,000-yard mark on a spectacular run in the season finale vs. Temple when he burst past two Owl defenders and raced 80 yards for a game clinching touchdown ... led the Panthers with 33 receptions for 249 yards (7.6 avg.) and a touchdown ... averaged 128.5 all-purpose yards per game ... rushed for over 100 yards in four games ... exploded for a season-high 206 yards and a touchdown on 37 carries vs. Syracuse (10/16) ... started only four of 10 games as a sophomore, yet finished the year with 730 yards on 158 carries (4.6 avg.) and five touchdowns ... suffered some minor injuries, including a left ankle sprain and a midseason turf toe injury ... caught 33 passes for 317 yards (9.6 avg.) and a touchdown ... closed out the season with 32 attempts for 135 yards and two touchdowns vs. Hawaii (12/5) ... rushed for 556 yards and two touchdowns on 114 carries (4.9 avg.) and caught 20 passes for 179 yards (9.0 avg.) as a freshman.

**Personal:** Curtis Martin was born the son of Curtis, Sr. and Rochella Martin on May 1, 1973 in Pittsburgh, Pa. ... he attended Allderdice High in Pittsburgh, Pa. ... did not play prep football until his senior year ... rushed for 1,705 yards and 20 touchdowns on 229 carries (7.4 avg.) ... rushed for over 200 yards four times ... earned all-state recognition and was voted City League Player of the Year (1990) by the *Pittsburgh Post-Gazette* and *Pittsburgh Press* ... named MVP in the Maryland-Pennsylvania "Big 33" All-Star Game ... named the school's Athlete of the Year and recipient of the Dapper Dan Award ... majored in public administration at Pittsburgh ... Curtis has one daughter, Diamond.

### CURTIS MARTIN'S NFL STATISTICS

#### Regular Season Offensive Statistics

Year	Team	G/S	Rushing					Receiving				
			No	Yds	Avg	LG	TD	No	Yds	Avg	LG	TD
1995	Patriots	16/15	368	1487	4.0	49	14	30	261	8.7	27	1

#### Additional Statistics

Fumbles/Lost/Recovered – 1995 (5/3/3)

#### Single-Game Career Highs

Rushing Attempts – 36 vs. Buffalo (10/23/95)

Yards Rushing – 166 at the New York Jets (11/5/95)

Average Per Carry – 6.0 at Pittsburgh (12/16/95)

Longest Run – 49 at the New York Jets (11/5/95)

Rushing Touchdowns – 2 (5 times) Most recent vs. the NY Jets (12/10/95)

### CURTIS MARTIN'S GAME-BY-GAME STATISTICS

#### Curtis Martin's 1995 Game-By-Game Offensive Totals

1995	Opponent	Starts	Rushing					Receiving					
			No	Yds	Avg.	Lg	TD	Rec	Yds	Avg	Lg	TD	
9/3	Cleveland	S	19	102	5.4	30	1	0	0	0.0	0	0	
9/10	Miami	S	18	40	2.2	9	0	1	9	9.0	9	0	
9/17	at San Francisco	S	24	63	2.6	9	0	0	0	0.0	0	0	
10/1	at Atlanta	S	14	44	3.1	8	1	1	-1	-1.0	-1	0	
10/8	Denver	S	6	8	1.3	3	0	1	3	3.0	3	0	
10/15	at Kansas City	p	13	31	2.4	12	0	3	28	9.3	15	0	
10/23	Buffalo	S	36	127	3.5	20t	1	1	-2	-2.0	-2	0	
10/29	Carolina	S	24	85	3.5	14	2	4	30	7.5	21	0	
11/5	at N.Y. Jets	S	35	166	4.7	49	2	1	22	22.0	22	0	
11/12	at Miami	S	30	142	4.7	23	2	3	45	15.0	27	0	
11/19	Indianapolis	S	16	48	3.0	17	1	1	5	5.0	5	0	
11/26	at Buffalo	S	27	148	5.5	39	0	2	30	15.0	21	0	
12/3	New Orleans	S	31	112	3.6	11	2	0	0	0.0	0	0	
12/10	N.Y. Jets	S	31	148	4.8	32	2	1	6	6.0	6	0	
12/16	at Pittsburgh	S	20	120	6.0	32	0	8	62	7.8	22t	1	
12/23	at Indianapolis	S	24	103	4.3	22	0	3	24	8.0	13	0	
1995 Totals			16/15	368	1487	4.0	49	14	30	261	8.7	27	1



## NFL'S ALL-TIME LEADING ROOKIE RUSHERS

Only three players in the history of the NFL ever rushed for more yards during their rookie season than Patriots running back Curtis Martin did in 1995 and only two backs scored more rushing touchdowns than did Martin. Below is a list of the top five rookie rushers of all-time.

ROOKIE, YEAR	RUSHING YARDS	ROOKIE, YEAR	RUSHING TDs
Eric Dickerson, 1983 .....	1,808	Eric Dickerson, 1983 .....	18
George Rogers, 1981 .....	1,674	Ickey Woods, 1988 .....	15
Ottis Anderson, 1979 .....	1,605	<b>Curtis Martin, 1995 .....</b>	<b>14</b>
<b>Curtis Martin, 1995 .....</b>	<b>1,487</b>	Gale Sayers, 1965 .....	14
Barry Sanders, 1989 .....	1,470	Barry Sanders, 1989 .....	14

## ROOKIE RANKS 8TH IN TOTAL YARDS FROM SCRIMMAGE

Martin's 1,487 yards rushing placed him fourth among the NFL's all-time rookie rushing performances. Although he was not utilized as a receiver out of the backfield, his 30 receptions for 261 yards were enough to move Martin into eighth place on the NFL's all-time rookie yardage record for total yards from scrimmage. The top 8 are listed below:

Year	Yards	Player	Rush	Rec
1983	2,212	Eric Dickerson	1,808	404
1980	1,924	Billy Sims	1,303	621
1979	1,913	Ottis Anderson	1,605	308
1994	1,804	Marshall Faulk	1,280	522
1981	1,800	George Rogers	1,674	126
1983	1,774	Curt Warner	1,449	325
1989	1,752	Barry Sanders	1,470	282
<b>1995</b>	<b>1,748</b>	<b>Curtis Martin</b>	<b>1,487</b>	<b>261</b>

## FRONT RUNNER

Martin won the AFC rushing title and finished third in the league in rushing. Below is a list of the top rushers, both by touchdowns scored and total rushing yards.

Rushing TDs		Rushing Yards	
25 .....	Emmitt Smith	1,773 ....	Emmitt Smith
15 .....	Chris Warren	1,500 ....	Barry Sanders
<b>14 .....</b>	<b>Curtis Martin</b>	<b>1,487 ....</b>	<b>Curtis Martin</b>
11 .....	Errict Rhett	1,346 ....	Chris Warren
11 .....	Ricky Watters	1,309 ....	Terry Allen
11 .....	Marshall Faulk	1,273 ....	Ricky Watters
11 .....	Barry Sanders	1,207 ....	Errict Rhett

## MARTIN RUNS AWAY FROM THE COMPETITION

Through his first six games of the season, Martin posed no threat to make a run at the conference rushing title. After rushing for 102 yards in the season opener, Martin totaled just 186 yards in his next five games. In fact, in the sixth week of the season, Martin came off the bench to replace running mate Corey Croom, who suffered an injury in the first quarter after replacing Martin in the starting lineup.

Yet, in his last 10 games, no one performed better or more consistently than Martin. He rushed for 1,199 yards and 12 touchdowns, an average of 119.9 yards and 1.2 touchdowns per game during that 10-game span. The NFL's top five rushers in their last 10 games of the 1995 season are listed below:

Player	No	Yds	Avg	TD
<b>Curtis Martin .....</b>	<b>274</b>	<b>1,199</b>	<b>4.4</b>	<b>12</b>
Emmitt Smith .....	236	1,029	4.4	14
Barry Sanders .....	203	905	4.5	7
Chris Warren .....	193	880	4.6	9
Terry Allen .....	214	795	3.7	9



## NOW THERE'S A FIRST

Martin led the AFC with 80 first downs rushing, second only to Emmitt Smith's 107 first downs. Below is a list of the NFL's first down leaders, separated by total first downs and rushing first downs:

Total First Downs		Rushing First Downs	
121 .....	Emmitt Smith	107 .....	Emmitt Smith
92 .....	Chirs Warren	<b>80 .....</b>	<b>Curtis Martin</b>
90 .....	Herman Moore	77 .....	Chris Warren
<b>89 .....</b>	<b>Curtis Martin</b>	76 .....	Rhett/Watters

## MARTIN VS. THE NFL

Curtis Martin's 1,487 yards rushing not only led the AFC, he also out-distanced nine other NFL teams. The comparison is listed below:

	Att	Yards	Avg	TD
<b>Curtis Martin .....</b>	<b>368</b>	<b>1,487</b>	<b>4.0</b>	<b>14</b>
Cleveland .....	398	1,482	3.7	5
San Francisco .....	415	1,479	3.6	19
Cincinnati .....	364	1,439	4.0	7
St. Louis .....	392	1,431	3.7	5
Green Bay .....	410	1,428	3.5	9
Atlanta .....	337	1,393	4.1	8
New Orleans .....	383	1,390	3.6	11
Arizona .....	387	1,363	3.5	3
New York Jets .....	365	1,279	3.5	2

VETERANS

## ROOKIE OF THE YEAR HONORS IN PATS HISTORY

Rookie running back Curtis Martin became the fifth Patriot in franchise history to earn Rookie of the Year honors. Four Patriots have won the Offensive Rookie of the Year honors. The only defensive recipient of the award was by Mike Haynes in 1976. The five Patriots recipients of the award are listed below:

Year	Players	Position	Round Drafted
1969	Carl Garrett	Running Back	3rd (58)
1976	Mike Haynes	Cornerback	1st (5)
1988	John Stephens	Running Back	1st (17)
1991	Leonard Russell	Running Back	1st (14)
<b>1995</b>	<b>Curtis Martin</b>	<b>Running Back</b>	<b>3rd (74)</b>

## MARTIN SETS FRANCHISE'S ALL-TIME RUSHING RECORD

Curtis Martin closed out the 1995 campaign with 103 yards, enough to win the AFC rushing title and also eclipse the Patriots' all-time single season rushing record set 20 years ago by Jim Nance in 1966. The Patriots top five single-season rushing efforts of all-time are listed below:

	Year	Att	Yds	Avg	TD
<b>Curtis Martin .....</b>	<b>1995</b>	<b>368</b>	<b>1,487</b>	<b>4.0</b>	<b>14</b>
Jim Nance .....	1966	299	1,458	4.9	11
Craig James .....	1985	263	1,227	4.7	5
Jim Nance .....	1967	269	1,216	4.5	7
John Stephens .....	1988	297	1,168	3.9	4

## MARTIN SCORES PATS TD RECORDS

In addition to setting the Patriots all-time single-season rushing record, Martin also set the Patriots single-season touchdown record and single-season rushing touchdown record. The Patriots' top four touchdown scorers are listed below:

Player	Year	Total	Ru	Pa	Rt
<b>Curtis Martin</b>	<b>1995</b>	<b>15</b>	<b>14</b>	<b>1</b>	<b>0</b>
Steve Grogan	1976	13	12	0	1
Stanley Morgan	1979	13	0	12	1
Mack Herron	1974	12	7	5	0



## THE LONGEST YARDS

In his first professional season, Martin totaled 11 carries of 20 yards or more, an amazing accomplishment considering the task was only achieved once by the Patriots in 1994. Below is a look at each of his longest runs and an end-of-drive result.

<b>Lg</b>	<b>Opponent</b>	<b>Date</b>	<b>Results</b>
49	at N.Y. Jets	Nov. 5, 1995	Field Goal (Bahr)
39	at Buffalo	Nov. 26, 1995	Interception
32	at Pittsburgh	Dec. 16, 1995	Field Goal (Bahr)
32	N.Y. Jets	Dec. 10, 1995	Punt
30	Cleveland	Sept. 3, 1995	Field Goal (Bahr)
29	at N.Y. Jets	Nov. 5, 1995	Touchdown (Martin)
23	at Pittsburgh	Dec. 16, 1995	Field Goal (Bahr)
23	at Miami	Nov. 12, 1995	Missed Field Goal (Bahr)
23	at Miami	Nov. 12, 1995	Touchdown (Martin)
22	at Indianapolis	Dec. 23, 1995	Missed Field Goal (Bahr)
20	Buffalo	Oct. 23, 1995	Touchdown (Martin)

## MARTIN'S 100-YARD GAMES

Curtis Martin rushed for over 100 yards in nine of his 15 starts, tying an NFL rookie rushing record which was set by Ottis Anderson in 1979 and later tied by George Rogers (1981) and Eric Dickerson (1983). It also established a Patriots franchise record, breaking the previous record of eight 100-yard games by Jim Nance (1966). Martin closed out the season with 100-yard rushing efforts in five consecutive games, tying another franchise record, also set by Nance in 1966.

<b>Yards</b>	<b>Att</b>	<b>TDs</b>	<b>Opponent (Date)</b>
166	34	2	at New York Jets (11/5/95)
148	31	2	New York Jets (12/10/95)
148	27	0	at Buffalo (11/26/95)
142	30	2	at Miami (11/12/95)
127	36	1	Buffalo (10/23/95)
120	20	0	at Pittsburgh (12/16/95)
112	31	2	New Orleans (12/3/95)
103	24	0	at Indianapolis (12/23/95)
102	19	1	Cleveland (9/3/95)

## DID YOU KNOW???

It isn't often that a rookie enters the NFL and competes at a higher level than he had in college, but that is exactly what Curtis Martin did in 1995. Did you know that in 31 games at the University of Pittsburgh, Martin eclipsed the century mark 11 times (35.5 percent of the time). Last year alone, he broke the 100-yard barrier in nine of 16 games (56.3 percent).


## MARTIN PROVES TO BE STEAL OF '95 DRAFT

Curtis Martin was the 10th running back selected in the 1995 NFL draft. Those picked ahead of him and their 1995 statistics are listed below. The players are listed in the order in which they were selected.

<b>Pick Player - Team</b>	<b>Att</b>	<b>Yards</b>	<b>Avg.</b>	<b>TDs</b>
1. Ki-Jana Carter - Bengals	Injured Reserve			
17. Tyrone Wheatley - Giants	78	245	3.1	3
18. Napoleon Kaufman - Raiders	108	490	4.5	1
19. James Stewart - Jaguars	137	525	3.8	2
21. Rashaan Salaam - Bears	296	1,074	3.6	10
44. Ray Zellars - Saints	50	162	3.2	2
46. Sherman Williams - Cowboys	48	205	4.3	1
51. Terrell Fletcher - Chargers	26	140	5.4	1
66. William Henderson - Packers	7	35	5.0	0
<b>74. Curtis Martin - Patriots</b>	<b>368</b>	<b>1,487</b>	<b>4.0</b>	<b>14</b>



## 55 WILLIE MCGINEST



Linebacker

6-5 • 255 • 3rd Year

Draft: 1 (4th), '94

Southern Cal

Born: December 11, 1971

Long Beach, Calif.

(Mc-ginn-est)

**Pronunciation:** McGinest is pronounced with a soft "g" and a soft "i" sound. "Ginest" rhymes with "thinnest."

**Transactions:** Willie McGinest was drafted with the Patriots' own selection in the first round (fourth overall) of the 1994 NFL draft.

**NFL Career GP/GS (regular season 32/23, postseason 1/1):** McGinest will make the transition to defensive end in the Patriots' 4-3 defensive alignment after two seasons of duty at outside linebacker ... in his first two seasons, the talented defender has totaled 130 tackles, including 15.5 sacks ... he also has a wide wingspan

and tremendous athleticism, which has enabled him to knock down 14 pass attempts in the last two seasons – second only behind Ricky Reynolds' 15 passes defended among active Patriots defenders ... now, as a defensive end, McGinest has the potential to be the dominant pass rusher the Patriots have been seeking in the past few years. **1995 (16/16):** McGinest started every game for the Patriots at left outside linebacker and was selected as a Pro Bowl alternate in just his second NFL season ... led the team and finished fifth in the AFC with 11 sacks ... his 11 sacks were the most by a Patriot since Andre Tippett's 12.5 sacks in 1987 and tied Garin Varis (1986) for fourth place among the Patriots' all-time single-season sack leaders ... finished fourth on the team with 88 total tackles, including 70 solo stops ... recorded a career-high six passes defended, leading all non-defensive backs in that category ... he was credited with four solo tackles, a forced fumble and a pass batted down at Atlanta (10/1) ... recorded his first sack of the season when he dropped Denver's John Elway for a 5-yard loss (10/8) for one of his six tackles on the day ... registered eight solo tackles, including two Jim Kelly sacks, and made a hit for a loss on fourth-and-one from the Patriots' 30-yard line in a 27-14 victory vs. Buffalo (10/23) ... followed with a career high 11 tackles vs. Carolina (10/29), marking his first career double-digit tackle performance ... sacked Dan Marino twice and forced a fumble in a 24-17 victory over Miami (11/12) ... he was selected as the Staples Star Player of the Game for his six-tackle performance vs. Indianapolis (11/19) ... recorded his sixth sack of the season and his third against Jim Kelly with a solo effort in a 35-25 victory at Buffalo (11/26) ... went on a season-ending streak, recording 15 solo tackles and five sacks in the final three games of the season, including multiple

### Extra Points

- Willie was only the second linebacker ever selected by the Patriots in the first round (joining Chris Singleton, 1990).
- Entering the 1996 season, 10.5 of Willie's 15.5 career sacks have come against AFC East rivals. Buffalo's Jim Kelly has been victim of 3.5 of those 10.5 sacks.
- Willie's first musical endeavor in elementary school was playing the violin, which lasted about a week.

VETERANS





sack performances vs. the Jets (12/10) and at Indianapolis (12/23). **1994 (16/7, 1/1):** Started seven of the last eight regular season games and the Patriots' playoff game at Cleveland (1/1/95) at left outside linebacker after platooning with Dwayne Sabb during the first half of the season ... finished the season with 43 total tackles (29 solos) and ranked third on the team with 4.5 sacks to earn All-Rookie Team recognition by *Pro Football Weekly* and *College and Pro Football Newsweekly* ... selected by the 1776 Quarterback Club as their 1994 Rookie of the Year ... made his Patriots preseason debut vs. New Orleans (8/5) and recorded three quarterback sacks in the first three quarters before suffering a pulled hamstring ... slowed by the injury throughout the preseason and did not win the starting OLB position until midseason ... platooned at OLB in the season opener at Miami (9/4) ... made an assist on a sack in the home opener vs. Buffalo's Jim Kelly (9/11), his first career sack ... recorded his first career unassisted sack and recovered his first fumble the following week at Cincinnati (9/18) ... made his first career start at Cleveland (11/6) and made five stops (four solos) ... registered seven tackles the following week in the Patriots' 26-20 overtime victory vs. Minnesota (11/13) ... registered a career-high eight tackles (four solos), including a sack, vs. Indianapolis (12/11) ... made four stops and added another sack in the season finale at Chicago (12/24) in a 13-3 victory ... posted eight tackles (five solos), a sack and knocked down three passes in the Patriots' playoff game at Cleveland (1/1/95) to earn Patriots' Miller Lite Player of the Game (as selected by a local media panel) ... five solo stops and three passes defended were career highs.

**College:** McGinest was a four-year letterman at Southern Cal (1990-93) ... wore number 55 and carried on the legacy of the jersey established by his predecessor, Junior Seau ... played in three bowl games in four years – the John Hancock Bowl (1990) and two Freedom Bowls (1992 and 1993) ... earned All-American and All-Pac 10 Conference honors as a senior ... started every game at weakside defensive end for the Trojans ... finished his collegiate career with 193 tackles (134 solos), 29 sacks (171 yards), 48 tackles for losses (238 yards) and 26 passes batted away ... registered 68 tackles (42 solos), including six sacks and 13 tackles for losses ... caused one fumble and recovered another ... wreaked havoc against Penn State (9/11/93) in the third game of the season when he recorded a career-high 15 tackles and two sacks ... in 1992, he shared the Pac-10 lead with 16 sacks ... led the team with 23 tackles for losses (99 yards) ... earned first-team All-Pac 10 Conference honors ... named Southern Cal's Defensive Player of the Year ... started all season at outside linebacker on the weak side ... finished his junior campaign with 63 tackles (fourth on the team), nine passes defended (second on the team) and three forced fumbles (tied for first) ... played in nine games in 1991, starting eight at outside linebacker as a sophomore ... finished the season with 35 tackles (30 solos), including two sacks ... played in every game as a true freshman in 1990 and started three games ... was called upon to make his collegiate starting debut at the 1990 Kickoff Classic vs. Syracuse (8/31/90) ... finished his freshman season with 27 tackles, including five sacks.

**Personal:** William McGinest was born on December 11, 1971 in Long Beach, Calif. ... attended Long Beach (Calif.) Polytechnic High, where he was a two-sport phenom ... earned All-American recognition from *Super Prep*, *Blue Chip* and *Tom Lemming* magazines as a linebacker in 1989 ... named to countless all-star teams, including all-city, all-state, and all-region teams as a senior after finishing the season with 107 tackles, 18 sacks, two fumble recoveries, four pass deflections, four blocked kicks and an interception ... earned *Long Beach Press-Telegram* "Best in the West," All-CIF Southern Section and all-league honors in basketball after averaging 14 points per game during the 1989-90 season ... majored in public administration at Southern Cal ... single.

**WILLIE MCGINEST'S NFL STATISTICS****Regular Season Defensive Statistics**

Year	Team	G/S	TT	UT	A	S-Yds	I-Yds	PD	FF	FR
1994	Patriots	16/7	43	29	14	4.5-17	0-0	8	2	2
1995	Patriots	16/16	88	70	18	11-96	0-0	6	4	0
<b>Totals-2 yrs</b>		<b>32/23</b>	<b>131</b>	<b>99</b>	<b>32</b>	<b>15.5-113</b>	<b>0-0</b>	<b>14</b>	<b>6</b>	<b>2</b>

**Postseason Defensive Statistics**

Year	Team	G/S	TT	UT	A	S-Yds	I-Yds	PD	FF	FR
1994	Patriots	1/1	8	5	3	1-10	0-0	3	0	0

**Single-Game Career Highs**

Tackles – 11 vs. Carolina (10/29/95)

Solo Tackles – 8 vs. Buffalo (10/23/95)

Assists – 6 vs. Carolina (10/29/95)

Sacks – 2 (4 times) Most recent at Indianapolis (12/23/95)

Passes Defensed – 2 (2 times) Most recent at Pittsburgh (12/16/95)

VETERANS

**WILLIE MCGINEST'S CAREER GAME-BY-GAME STATISTICS****Willie McGinest's 1994 Game-By-Game Defensive Statistics**

Date	Opponent	Starts	TT	UT	A	S-Yds	Int	PD	FF	FR	W/L	Score
9/04	at Miami	p	2	2	0	0-0	0	1	0	0	L	35-39
9/11	Buffalo	p	3	2	1	.5-.5	0	0	0	0	L	35-38
9/18	at Cincinnati	p	1	1	0	1-0	0	0	0	1	W	31-28
9/25	at Detroit	p	1	1	0	0-0	0	1	0	0	W	23-17
10/02	Green Bay	p	0	0	0	0-0	0	2	0	0	W	17-16
10/09	LA Raiders	p	0	0	0	0-0	0	1	0	0	L	17-21
10/16	at N.Y. Jets	p	0	0	0	0-0	0	0	0	0	L	17-24
10/30	Miami	p	2	1	1	0-0	0	0	0	0	L	3-23
11/6	at Cleveland	S	5	4	1	0-0	0	1	0	1	L	6-13
11/13	Minnesota	S	7	5	2	0-0	0	0	0	0	W	26-20
11/20	San Diego	S	3	3	0	0-0	0	0	0	0	W	23-17
11/27	at Indianapolis	S	3	2	1	1-13	0	0	1	0	W	12-10
12/4	N.Y. Jets	S	2	1	1	0-0	0	1	0	0	W	24-13
12/11	Indianapolis	S	8	4	4	1-0	0	0	0	0	W	28-18
12/18	at Buffalo	p	2	2	0	0-0	0	1	0	0	W	41-17
12/24	at Chicago	S	4	4	0	1-3	0	0	1	0	W	13-3

<b>1994 Totals</b>		16/7	43	29	14	4.5-16.5	0	8	2	2	10-6
--------------------	--	------	----	----	----	----------	---	---	---	---	------

1/1/95	at Cleveland	S	8	5	3	1-10	0	3	0	0	L	13-20
--------	--------------	---	---	---	---	------	---	---	---	---	---	-------


**Willie McGinest's 1995 Game-By-Game Defensive Statistics**

1995	Opponent	Starts	TT	UT	A	S-Yds	Int	PD	FF	FR	W/L	Score
9/3	Cleveland	S	4	1	3	0-0	0	1	0	0	W	17-14
9/10	Miami	S	5	4	1	0-0	0	0	0	0	L	03-20
9/17	at San Francisco	S	4	4	0	0-0	0	0	0	0	L	03-28
10/1	at Atlanta	S	4	4	0	0-0	0	1	1	0	L	17-30
10/8	Denver	S	6	5	1	1-5	0	1	0	0	L	03-37
10/15	at Kansas City	S	1	1	0	0-0	0	0	0	0	L	26-31
10/23	Buffalo	S	8	8	0	2-15	0	0	0	0	W	27-14
10/29	Carolina	S	11	5	6	0-0	0	1	0	0	L	017-20
11/5	at N.Y. Jets	S	7	6	1	0-0	0	0	0	0	W	20-7
11/12	at Miami	S	6	5	1	2-16	0	0	1	0	W	34-17
11/19	Indianapolis	S	6	5	1	0-0	0	0	0	0	L	10-24
11/26	at Buffalo	S	6	4	2	1-8	0	0	1	0	W	35-25
12/3	New Orleans	S	5	3	2	0-0	0	0	0	0	L	17-31
12/10	N.Y. Jets	S	5	5	0	2-26	0	0	1	0	W	31-28
12/16	at Pittsburgh	S	5	5	0	1-10	0	2	0	0	L	27-41
12/23	at Indianapolis	S	5	5	0	2-16	0	0	0	0	L	7-10

<b>1995 Totals</b>		16/16	88	70	18	11-96	0	6	4	0	06-10
--------------------	--	-------	----	----	----	-------	---	---	---	---	-------



## 27 MIKE McGRUDER

**Cornerback****5-10 • 178 • 7th Year****UFA (Tampa Bay) '96****Kent State****Born: May 6, 1964****Cleveland, Ohio**

**Transactions:** Mike McGruder signed with the Patriots as an unrestricted free agent on April 5, 1996 after two seasons with the Tampa Bay Buccaneers ... he originally signed as a non-drafted free agent with Ottawa of the CFL (May 1986) ... released by the Rough Riders (July 1986) ... returned to the CFL the following year when he signed with Saskatchewan (April 1986) ... granted free agency March 1, 1989 and was signed by Green Bay (4/26/89) ... survived the final cut, but was released three weeks later (9/19/89) ... re-signed to the Packers developmental squad (9/22/89) ... released at season's end (1/29/90) ... signed by Miami (4/3/90) and placed on injured reserve with a shoulder injury (9/14/90) and missed the entire 1990 season ... granted unconditional free agency (2/1/91) ... re-signed with the Dolphins (May 1991) ... granted free agency (2/1/92) and re-signed with the Dolphins (7/20/92), but was released during the preseason (8/31/92) ... signed by San Francisco (10/6/92) ... granted unconditional free agency (2/17/94) and signed with Tampa Bay (6/2/94).

## Extra Points

- Mike's nickname is "Scooter" McGruder.
- He owns a Blockbuster Video store in Texas.
- Mike was elected to his high school's athletic Hall of Fame in 1991.
- Mike originally signed with the Rough Riders of Ottawa, but played three seasons with the Roughriders of Saskatchewan in the CFL before receiving his first opportunity in the NFL.
- Mike enjoys playing golf, racquetball, backgammon and cards.

**NFL Career GP/GS (regular season 75/17, postseason 4/0):** McGruder has started 17 of 75 games during his six-year NFL career ... he has totaled 140 career tackles and 31 career passes defended, including six interceptions for 89 yards in returns ... he has overcome long odds after signing as an undrafted free agent in the CFL, where he spent the first three years of his professional career. **1995 (16/2):** McGruder played in every game for the Buccaneers and finished the season with 23 tackles (18 solo), four passes defended and one fumble recovery ... saw extensive action at nickel back throughout the season ... started his first game of the season at left cornerback in the third week of the season vs. Chicago (9/17) ... recorded three tackles and prevented a Chicago touchdown when he batted away a pass in the end zone ... saw action in just two plays vs. Cincinnati, but recovered a fumble to end a drive in a 19-16 victory ... started as a nickel back vs. Atlanta's run-and-shoot offense and posted a season-high five tackles. **1994 (15/3):** Signed with the Buccaneers and started three of 15 games ... he was utilized primarily as the team's nickel back ... two of his three starts came when the Bucs opened the game in nickel back coverages ... totaled 29 tackles (25 solo), forced one fumble and was credited



with three passes defended, including an interception ... helped the Bucs to a 24-14 victory over Detroit (10/2) when he contributed three solo tackles, a special teams tackle, a pass defended and a forced fumble in the fourth quarter to secure the victory ... started his first game with Tampa Bay at strong safety and tied a season-high with four tackles in a 20-17 overtime victory over Minnesota (11/27) ... helped preserve a 26-21 victory over Washington (12/4) when he intercepted his only pass of the season (Heath Shuler) on Washington's final possession ... suffered a hamstring injury vs. the Rams (12/11) and missed the following game at Washington (12/18). **1993 (16/5, 2/0):** Played in every game and made five starts for the San Francisco 49ers ... turned in the best season statistically of his NFL career ... finished the season with 40 total tackles (35 solo), five interceptions and 16 passes defended ... his five interceptions led the team and ranked sixth among the NFC conference leaders ... recorded his first career NFL interception off Mike Tomczak in a season-opening 24-13 victory over Pittsburgh (9/5) ... started games vs. Atlanta (9/19), New Orleans (9/26) and Minnesota (10/3) ... scored his first career touchdown on a 31-yard interception return off T.J. Rubley in a 40-17 victory over Los Angeles (11/29) ... recorded his only multiple interception game of his career with a pair of pickoffs vs. Houston on Christmas Day ... played in both postseason contests and totaled four tackles (3 solo). **1992 (9/2, 2/0):** Signed with the 49ers on Oct. 6 after being released from Miami (8/31) ... totaled 19 tackles (18 solo), four passes defended and recovered the second fumble of his career ... recorded six tackles in a 56-17 rout of Atlanta (10/18) ... amassed a career-high nine tackles and a fumble recovery in the rematch at Atlanta when the 49ers scored a 41-3 victory ... recorded three tackles in two playoff games for the 49ers. **1991 (16/5):** Started five of 16 games for the Dolphins ... provided 27 tackles (26 solo), four passes defended and six special teams tackles during the season ... made his NFL starting debut in the season-opener vs. Buffalo (9/1) and registered six stops ... made seven stops two weeks later vs. Detroit (9/15) ... recovered a Gary Anderson fumble on a kickoff return to set up a field goal in a 33-14 victory over Tampa Bay (12/1). **1990 (1/0):** Signed as a free agent with the Dolphins (4/3) after his release from the Packers at the end of the 1989 season (1/29) ... played in the season-opener vs. New England (9/9), but did not record any tackles in reserve action ... suffered a shoulder injury in practice (9/13) and missed the remainder of the season on injured reserve. **1989 (2/0):** Signed with the Green Bay Packers as a first-year free agent after a three-year career in the CFL ... earned a roster spot entering the season and played in the Packers' first two games ... saw action in both games, totaling two tackles and a fumble recovery before his release on Sept. 19 ... he re-signed with the Packers and was assigned to their developmental squad for the remainder of the season.

**CFL Career Games Played (46):** McGruder was not drafted out of college and opted for a tryout with the Ottawa Rough Riders in 1985, but was released ... his persistence paid off a year later when he signed with Saskatchewan, beginning what is now his 10th professional season. **1988 (18):** Played in each of the Roughriders' 18 games and finished the year with 59 tackles (46 solo) ... led the team with 18 passes defended and shared the team lead with seven pass interceptions ... blocked a kick and returned a fumble for a touchdown. **1987 (14):** Appeared in 14 games and finished the season with 69 tackles (53 solo), five interceptions and a team-high four fumble recoveries, which ranked second in the league. **1986 (14):** Signed with Saskatchewan after sitting out of football for a year ... in 14 games, he totaled 58 tackles, five interceptions, 16 passes defended, forced a fumble and recovered another. **1985 (0):** Signed with the Ottawa Rough Riders of the CFL as an undrafted rookie free agent, but was released.

**College:** Played four seasons as a defensive back for Kent State ... totaled 225 career tackles (109 solo), eight interceptions and two fumble recoveries ... returned 20 kickoffs for 430 yards (21.5 avg.), six punts for 23 yards and four blocked field goals during his collegiate career ... earned second-team all-conference honors as the defensive co-captain his senior year



after recording career-highs in tackles (103), solo stops (42), assists (61) and interceptions (4) ... totaled 45 stops (24 solos) and a pair of blocked field goals as a junior, but missed four games due to a thumb injury vs. Central Michigan ... totaled 61 stops and two blocked field goal attempts in his sophomore campaign ... he lettered as a true freshman and registered 16 tackles for the season.

**Personal:** Michael J.P. McGruder was born May 6, 1964 in Cleveland, Ohio ... attended Cleveland Heights (Ohio) High, where he lettered in football and track and was inducted into the school's Hall of Fame in 1991 ... lettered at Kent State in track, competing in the long jump and triple jump events ... his nickname is "Scooter" ... he owns a Blockbuster Video store in Texas ... he is a devout Christian and has been very active in the Fellowship of Christian Athletes, Athletes in Action, and Pro Athlete's Outreach ... aside from football, he remains active by playing racquetball, golf, dominos and billiards ... he and his wife Juanita have two daughters, Jenerra (4/10/88) and Dior (3/22/91) and reside in their offseason home in Colleyville, Texas.

### MICHAEL MCGRUDER'S NFL STATISTICS

#### Regular Season Defensive Statistics

Year	Team	G/S	TT	UT	A	S-Yds	I-Yds	PD	FF	FR	SpT
1989	Packers*	2/0	2	2	0	0-0	0-0	0	0	1	1
1990	Dolphins**	1/0	0	0	0	0-0	0-0	0	0	0	0
1991	Dolphins	16/5	27	26	1	0-0	0-0	4	0	0	6
1992	49ers	9/2	19	18	1	0-0	0-0	4	0	1	0
1993	49ers	16/5	40	35	5	0-0	5-89	16	0	0	3
1994	Buccaneers	15/3	29	25	4	0-0	1-0	3	1	0	1
1995	Buccaneers	16/2	23	18	5	0-0	0-0	4	0	1	1

**Totals-6 yrs** 75/17 140 124 16 0-0 6-89 31 1 3 12

\* Did not receive an accredited season after playing in just two games.

\*\* He was placed on the injured reserve list (9/14/90) and missed the rest of the season.

#### Postseason Defensive Statistics

Year	Team	G/S	TT	UT	A	S-Yds	I-Yds	PD	FF	FR	SpT
1992	49ers	2/0	3	2	1	0-0	0-0	0	0	0	1
1993	49ers	2/0	4	3	1	0-0	0-0	0	0	0	0

**Totals-2 yrs** 4/0 7 5 2 0-0 0-0 0 0 0 1

#### Additional NFL Statistics

Touchdowns – 1993 (1 - 32-yard interception return)

### MICHAEL MCGRUDER'S CFL STATISTICS

#### Regular Season Defensive Statistics

Year	Team	G	TT	UT	A	S-Yds	Ints	PD	FF	FR
1986	Roughriders	14	58	36	22	0-0	5	16	1	1
1987	Roughriders	14	69	53	16	0-0	5	7	0	4
1988	Roughriders	18	59	46	13	0-0	7	18	0	1

**Totals-3 yrs** 46 186 135 51 0-0 17 41 1 6

#### Additional CFL Statistics

Blocked Kicks – 1988 (1)

Touchdowns – 1988 (one fumble return for a score)


### PATS EXPERIENCE SUCCESS WITH S.D.I.

The Patriots found consistency in their Strategic Defense Initiative, intercepting enemy aerals on a weekly basis. The Patriots opened the season with an interception in each of their first five games and later registered at least one interception in eight consecutive games. That streak was snapped in the final week of the season at Indianapolis (12/23/95). In all, the defense accounted for a total of 15 interceptions, with at least one interception in 13 of the 16 games.





## 94 RICH MCKENZIE



Defensive End

6-2 • 265 • 2nd Year

Free Agent '96

Penn State

Born: April 15, 1971

Ft. Lauderdale, Fla.

VETERANS

**Transactions:** Rich McKenzie signed with the Patriots on April 17, 1996 as a free agent ... he was originally drafted by the Cleveland Browns in the sixth round (153rd pick overall) of the 1993 NFL draft ... released but re-signed with the Browns on Sept. 4, 1993 and was assigned to the practice squad ... activated to 53-man roster on Dec. 23, 1993 ... placed on non-football illness list on Aug. 2, 1994 and missed the entire season ... was not tendered an offer following the 1995 season and signed with the Patriots.

### NFL Career GP/GS (regular season 8/0, postseason 0/0):

McKenzie received his first regular season action in 1995 after recovering from a sinus ailment which sidelined the young prospect for the entire 1994 campaign ... he is projected as a pass rush specialist ... he has a tremendous amount of raw talent and is one of the strongest players on the team ... he was one of three former Cleveland Brown players who followed the lead of the head coach Bill Belichick and signed with the Patriots. **1995 (8/0):** Played in eight games for the Browns and finished the season with five tackles, including 1.5 sacks, a pass defended and a fumble recovery ... suited up for, but did not play, in the season opener at New England (9/3) ... he was listed among the Browns inactives prior to seven other games ... made his first appearance in an NFL game in a 22-6 victory over Tampa Bay (9/10) and responded with two tackles, including his first career sack for a 5-yard loss, a quarterback pressure and a pass defended ... recovered a Jim Kelly fumble on Buffalo's 7-yard line (10/2) ... assisted on a sack at Detroit (10/8) ... provided a solo hit in a game at Minnesota (12/9). **1994 (0/0):** Suffered from a severe sinus ailment and was placed on the non-football illness list (8/2/94), causing the first-year player to miss the entire NFL season. **1993 (0/0):** Spent almost the majority of his rookie season on the Browns' developmental squad ... he was activated in time for the final two games of the season (12/23/93), but was reported among the team's inactives and did not suit up.

**College:** McKenzie totaled 126 career tackles (84 solo), two fumble recoveries, 44 tackles for a loss of 278 yards, 20 sacks and 49 pressures while at Penn State ... as a senior (1992), he registered 40 tackles (27 solo), including six sacks and 13 tackles for losses from his ROLB position ...

### Extra Points

- Rich was a consensus prep All-American in Ft. Lauderdale (Fla.) and was one of the most highly sought blue chip prospects in the country. *Parade Magazine* tabbed Rich as the highest rated linebacker prospect in the country.
- Rich's favorite food is Oatmeal – a diet he adheres to religiously.
- Rich likes to play the piano and has an interest in pursuing a career in real estate following his playing career.



started every game as a junior in 1991 and finished the season with 43 tackles, including eight sacks and 20 tackles for losses ... started seven games as a sophomore at weakside linebacker and led the team with six sacks and 11 tackles for losses ... lettered at "Linebacker U" as a true freshman in 1989.

**Personal:** Richard Anthony McKenzie was born April 15, 1971 in Fort Lauderdale, Fla. ... he was a consensus All-American and prep Blue-Chip prospect coming out of high school ... during his prep career, he totaled more than 350 career tackles and was credited with 38 sacks and 14 fumbles recovered ... as a senior (1988), he registered 98 stops (64 solo) and 12 quarterback sacks and was voted the Florida Player of the Year by Associated Press ... in addition to football, he was also a three-year starter on the basketball team and a star on the track team ... he finished second in the Broward County 100-meter finals as a junior ... he majored in hotel management at Penn State ... Rich and his wife recently celebrated the birth of their first child.


### RICH MCKENZIE'S NFL STATISTICS

#### Regular Season Defensive Statistics

Year	Team	G/S	TT	UT	A	S-Yds	I-Yds	PD	FF	FR	SpT
1993	Browns*	0/0	0	0	0	0-0	0-0	0	0	0	0
1994	Browns*	inactive -non-football illness (sinus)									
1995	Browns	8/0	5	4	1	1.5-7	0-0	1	0	1	0
<b>Totals-1 yr</b>		8/0	5	4	1	1.5-7	0-0	1	0	1	0

\* did not receive an accredited season

## 22 DAVID MEGGETT



Running Back

5-7 • 195 • 8th Year

UFA (N.Y. Giants) '94

Towson State

Born: April 30, 1966

Charleston, S.C.

### Pro Bowls (1): 1989

**Transactions:** David Meggett signed with the Patriots on March 3, 1995 as an unrestricted free agent, formerly of the New York Giants ... originally selected by the Giants in the fifth round (132nd overall) of the 1989 NFL draft ... signed by Giants on July 24, 1989 ... granted free agency on February 1, 1991 ... re-signed by Giants (8/29/91) and activated September 2, 1991 ... granted free agency (March 1, 1993) ... re-signed with Giants (7/28/93) ... granted unconditional free agency February 15, 1995 and signed a multi-year contract with the Patriots.

### Extra Points

- David has thrown three touchdown passes during his career, all against the Washington Redskins - an opponent the Patriots will host in Foxboro this season.
- David is the only player in NCAA history to be elected team captain at two different four-year colleges.
- David attended Wilson High in Charleston, S.C. - the high school which produced Pro Football Hall of Famer Art Shell.



**NFL Career GP/GS (regular season 112/9, postseason 6/0):** Meggett remains the highest profile free agent the Patriots have ever signed ... he is one of the premier all-purpose backs and return men in the league ... he has been one of the NFL's most dangerous and explosive receivers out of the backfield throughout his career ... he will add a new dimension to the Patriots' offensive arsenal ... in seven NFL seasons, he has accumulated over 10,000 all-purpose yards, and is currently averaging 1,475 yards of production per year ... joined the Patriots as the Giants' all-time leading punt returner with 2,230 yards on 202 returns (11.0 avg.) ... he has scored on six punt returns, also a Giants all-time record and ranked second among the Giants' all-time kickoff returners with 2,989 yards on 146 returns (20.5 avg.) and a touchdown ... he has now totaled 1,478 career yards rushing, 2,528 yards receiving, 2,613 yards in punt returns and 3,953 yards on 184 kickoff returns ... he has played in every game since entering the league in 1989—a streak of 112 consecutive games ... he poses a tremendous threat to any defensive scheme and is as much a threat as a receiver as he is a rusher ... in his career, he has caught at least one pass in 103 of his 112 games. **1995 (16/0):** Played in every game in 1995 and turned in the best overall performance of his seven-year career with nearly 2,000 total net yards (1,931) ... his previous best had come as a rookie in 1989 when he totaled 1,807 net yards and earned an invitation to the 1990 Pro Bowl as a return specialist ... he set a personal career high with 964 yards on just 38 kickoff returns (25.4 avg.) to set career highs in each category ... he rushed for 250 yards and two touchdowns on 60 carries (4.2 avg.) ... his 250 yards rushing rated third among his past performances ... his 334 yards receiving on 52 catches (6.4 avg.) was the highest total since 1991, but his fourth highest total overall ... his 383 yards in punt returns rated third overall, but was his best performance since 1990 ... he scored two rushing touchdowns in 1995, but did not return a kick for a touchdown for the first time in his career ... he earned the Shaw's 12th Player Award for his significant contributions made during the season and was selected by his peers as a Pro Bowl alternate as a return specialist ... he had a single-game high of 215 yards at Atlanta (10/1) when he rushed for 52 yards on just 10 carries (5.2 avg.), caught four passes for 18 yards, returned three punts for 13 yards and exploded for 132 yards on just four kickoff returns (33.0 avg.) ... he had a season-high rushing performance two weeks later at Kansas City when he galloped through the Chiefs defense for 63 yards and a touchdown on just seven carries (9.0 avg.) ... it was his first touchdown as a Patriot ... he scored the following week vs. Buffalo (10/23), but totaled just 26 yards on nine carries ... his best receiving effort was vs. Denver (10/8), when he tied a career-high with seven catches for 51 yards (7.3 avg.) ... he recorded five receptions in three games in the first half of the season vs. Miami (9/10), Buffalo (10/23) and Carolina (10/29) ... with the development of Curtis Martin, Meggett's offensive opportunities diminished throughout the second half of the season, but he became even more valuable to the Patriots as a third-down specialist and special teams return man ... he finished fifth in the AFC in kick returns with an average of 25.4 yards per return and 10th in the conference in punt returns with an 8.5 yard average ... he had a season-high 132 yards in returns on four kickoffs at Atlanta (10/1) ... it was the first 100-yard game of his career and his first of three in the 1995 season ... he followed that performance with a season-high with five kick returns (87 yards) vs. Denver (10/8) ... his longest return of the season was a 62-yarder at Miami (11/12), which he carried out of bounds at the Dolphins 37-yard line with just one second remaining in the half to set up a Matt Bahr 55-yard field goal to tie the game at the half ... he finished that game with three returns for 130 yards and a 43.3 yard return average ... he matched his season-long with a 62-yard return three weeks later vs. New Orleans (12/3) and finished the game with his third 100-yard game with three returns for 101 yards (33.7 avg.) ... he had some spectacular punt returns during the course of the year, returning three punts for over 20 yards ... his best game as a punt returner was in the familiar confines at the Meadowlands when he returned six punts for 84 yards (14.0 avg.), including a season-long 23-yard return ... he earned the Staples Star of the Game award for his performance vs. the Jets (12/10) ... in that



game, he returned four kicks for 94 yards (23.5 avg.), a season-high seven punts for 95 yards (13.6 avg.) and averaged 6.5 yards on two carries ... he attempted one pass vs. New Orleans (12/3), but it fell incomplete. **1994 (16/3-Giants):** Played in every game and replaced Rodney Hampton in the starting lineup in three games ... recorded single-season career highs in each of the following categories: rushing attempts (91), rushing touchdowns (4), punt returns for touchdowns (2) and kickoff returns (29) ... finished second in the NFC and third in the league in punt returns with a 12.4 yard average on 26 returns ... tied the league lead with two punt returns for touchdowns ... led the Giants in punt returns and kickoff returns, finished second in rushing and third in receiving ... earned game MVP honors in each of his first three games and was named NFC Offensive Player of the Month for the month of September ... gained 1,462 all-purpose yards ... returned a punt 68 yards for a touchdown in the season opener vs. Philadelphia (9/4), his fifth career touchdown on a punt return ... scored again with a 26-yard touchdown run ... finished the day with 152 all-purpose yards ... filled in for Hampton in the second game of the season at Arizona (9/11) ... played despite torn cartilage in his ribs and earned the game ball for his efforts ... turned in a Herculean effort in his first start of the season the following week vs. Washington (9/18) ... rushed for 82 yards and scored two touchdowns on 26 carries, career highs in each category ... marked the first time in his career that he had rushed for two touchdowns in one game and only the third time in his career that he had scored twice in a game ... added a 16-yard touchdown pass on a halfback option, his third career touchdown pass (43 yards to Mike Sherrard at Washington Oct. 10, 1993; 21 yards to Chris Calloway vs. Washington Nov. 14, 1993; six yards to Aaron Pierce vs. Washington Sept. 18, 1994) ... started the following week at New Orleans (10/2) and rushed 16 times for 40 yards and added 35 yards on five receptions ... started his third game of the season vs. Pittsburgh (10/23) when the Giants opened the game in a two tight end alignment and totaled 84 all-purpose yards in the game ... returned a punt 56 yards for a touchdown vs. Detroit (10/30), the second return for a touchdown of the season and the sixth of his career (a new Giants record) ... scored on a 5-yard run at Philadelphia (12/18) to tie the game at 13 and kept the game-winning drive alive with a 34-yard reception and run to set up the game-winning field goal ... totaled 142 all-purpose yards ... returned two punts for 30 yards in the season finale vs. the Cowboys (12/24) to move ahead of Emlen Tunnell (2,206) into first place on the Giants' all-time career punt return yard list with 2,230 yards. **1993 (16/1, 2/0-Giants):** Played in every game, with one start ... rushed for a career-high 329 yards on 69 carries (4.8 avg.) ... accumulated 1,382 all-purpose yards ... finished fourth in the NFC in punt returns with a 10.3-yard average on 32 returns ... finished second on the team in receiving with 38 catches for 319 yards ... completed first two regular season pass attempts of his career for touchdowns, both vs. Washington ... earned Giants special teams player of the game honors vs. Tampa Bay (9/12) and at New Orleans (12/20) ... earned a game ball at New Orleans for his punt returns which totaled 107 yards, including a 75-yard return for a touchdown. **1992 (16/0-Giants):** Finished the season with 1,091 all-purpose yards ... recorded his first career kickoff return for touchdown, a 92-yard scamper vs. Philadelphia (11/22) ... gained 174 all-purpose yards in that game, despite touching the ball only 14 times (12.4-yard average) ... his 22.8-yard average on 20 kickoff returns was a personal single-season high ... that average ranked fourth in the NFC and fifth in the league ... ranked seventh in the league with 27 punt returns for 240 yards (8.9 avg.) ... caught 38 passes for 229 yards and two touchdowns to rank second on the team in receiving ... recorded a single-game career record with seven receptions for 70 yards at the Rams (10/18) ... tied a team record with receptions in 45 consecutive games (TE Bob Tucker). **1991 (16/2-Giants):** Finished second on the team with a career-high 50 receptions for 412 yards (8.2 avg.) and three touchdowns ... only Mark Ingram (51 receptions) finished with more ... totaled 1,366 all-purpose yards ... average 5.3 yards on 29 carries and scored on a 30-yard touchdown at Pittsburgh (10/14) ... averaged 10.3



yards on 28 punt returns and returned one 70 yards for a touchdown at Tampa Bay (11/24) ... became the first player in NFL history to score on a punt return in each of his first three seasons in the league ... recorded his first multiple touchdown performance with touchdown receptions of 14 and 8 yards vs. Philadelphia (12/8). **1990 (16/1, 3/0-Giants):** Played in every game, including each of the Giants' postseason games ... received postseason all-star recognition, including selections to the All-NFL, All-NFC and All-Madden teams ... accumulated 1,533 all-purpose yards and led the Giants with 39 receptions ... led the conference with a kickoff return average of 23.4 yards on 21 returns (492 yards total) and a long of 58 ... finished second in the NFC with a 10.9-yard punt return average ... rushed for a season-high 61 yards, including a career-high 51-yard run, on two carries at Philadelphia (11/25) ... finished the season with a career-high 7.5-yard average on 22 carries ... recorded a career-high 93 yards receiving vs. Miami (9/23) on just four receptions (23.4 avg.) ... scored on a 68-yard punt return in the season-opener vs. Philadelphia (9/9) ... rushed for 102 yards on 21 carries (4.8 avg.) in three playoff games, including 48 yards (5.3 avg.) on nine carries in a 20-19 victory over Buffalo in Super Bowl XXV. **1989 (16/2, 1/0-Giants):** Played in every game as a rookie with two starts and made an immediate impact on the team as a running back, receiver and return specialist ... earned All-NFL recognition and was voted to the Pro Bowl as a special teams returner ... totaled 1,807 all-purpose yards, a career high ... averaged 4.2 yards on 28 carries ... grabbed 34 passes for 531 yards (15.6 avg.) and four touchdowns ... returned a career-high 46 punts for 582 yards (12.7 avg.) and a touchdown ... added 27 kick returns for 577 yards (21.4 avg.) ... his receiving yardage, punt return yardage and kickoff return yardage recorded as a rookie remain career-highs ... his 46 punt returns for 582 yards (12.7 avg.) set a franchise record ... scored the longest punt return of his career with a 76-yard gallop vs. the Raiders (12/24) ... finished second on the team in receiving with 34 receptions, including the longest of his career, a 62-yarder at Washington (9/11).

**College:** Is the only player in NCAA history to be elected team captain at two different four-year colleges ... served as captain at Morgan State as a sophomore defensive back and then was selected captain at Towson State as a multi-dimensional offensive weapon and return specialist ... earned all-conference honors at Morgan State when he recorded 70 tackles and five interceptions ... led all Division I-AA with an average of 199 all-purpose yards per game at Towson State ... won the Walter Payton Award as the Division I-AA Player of the Year as a senior in 1988 ... earned MVP honors for the North squad in the Senior Bowl following his senior season.

**Personal:** David Lee Meggett was born April 30, 1966 in Charleston, S.C. ... he attended Bonds-Wilson High in Charleston, S.C. and all-conference honors both on offense and on defense in three consecutive seasons ... David has a son, Davin.

#### MANY HAPPY RETURNS

David Meggett's arrival in New England helped turn the Patriots' special teams return units into one of the strengths of the team. Thanks to the efforts of Meggett and Troy Brown, the Patriots started their 82 drives this season from an average field position of their own 31 yard line. Only Kansas City (32.3) and Washington (32.1) enjoyed better starting field position. The NFL's top six return men are listed below:

Player, Team	No.	Yds	Avg	Lg	TD
Carpenter, Jets	21	553	27.0	58	0
Milburn, Denver	47	1,269	27.0	86	0
Kaufman, Oakland	22	572	26.0	84t	1
Mitchell, Washington	55	1,408	25.6	59	0
Vanover, Kansas City	43	1,095	25.5	99t	2
<b>Meggett, N.E.</b>	<b>38</b>	<b>964</b>	<b>25.4</b>	<b>62</b>	<b>0</b>



**DAVID MEGGETT'S NFL STATISTICS****Regular Season**

Year	Team	G/S	No	Rushing			LG	TD	Receiving				
				Yds	Avg				No	Yds	Avg	LG	TD
1989	Giants	16/2	28	117	4.2	18	0		34	531	15.6	62t	4
1990	Giants	16/1	22	164	7.5	51	0		39	410	10.5	38	1
1991	Giants	16/2	29	153	5.3	30t	1		50	412	8.2	22	3
1992	Giants	16/0	32	167	5.2	30	0		38	229	6.0	24	2
1993	Giants	16/1	69	329	4.8	23	0		38	319	8.4	50	0
1994	Giants	16/3	91	298	3.3	26t	4		32	293	9.2	34	0
1995	Patriots	16/0	60	250	4.2	25	2		42	334	6.4	19	0
<b>Totals-7 yrs</b>		112/9	331	1478	4.5	51	7		273	2528	9.3	62t	10

**Regular Season**

		Punt Returns						Kick Returns					
Year	Team	No	FC	Yds	Avg	LG	TD	No	Yds	Avg	LG	TD	
1989	Giants	46	14	582	12.7	76t	1	27	577	21.4	43	0	
1990	Giants	43	11	467	10.9	68t	1	21	492	23.4	58	0	
1991	Giants	28	10	287	10.3	70t	1	25	514	20.6	42	0	
1992	Giants	27	11	240	8.9	39	0	20	455	22.8	92t	1	
1993	Giants	32	20	331	10.3	75t	1	24	403	16.8	35	0	
1994	Giants	26	14	323	12.4	68t	2	29	548	18.9	30	0	
1995	Patriots	45	17	383	8.5	23	0	38	964	25.4	62	0	
Totals-7 yrs		247	97	2613	10.6	76t	6	184	3953	21.5	92t	1	

**Postseason Offensive Statistics**

Year	Team	G/S	Rushing					Receiving				
			No	Yds	Avg	LG	TD	No	Yds	Avg	LG	TD
1989	Giants	1/0	1	7	7.0	7	0	4	52	13.0	16	0
1990	Giants	3/0	21	102	4.9	17	0	4	33	8.3	15	0
1993	Giants	2/0	2	5	2.5	5	0	7	29	4.1	10	0
<b>Totals-3 yrs</b>		6/0	24	114	4.8	17	0	15	114	7.6	16	0

**Postseason Returns**

		Punt Returns						Kick Returns					
Year	Team	No	FC	Yds	Avg	LG	TD	No	Yds	Avg	LG	TD	
1989	Giants	1	0	0	0	0	0	1	25	25.0	25	0	
1990	Giants	8	3	92	11.5	20	0	4	62	15.5	18	0	
1993	Giants	3	4	8	2.7	5	0	5	80	16.0	26	0	
Totals-3 yrs		12	7	100	8.3	20	0	10	167	16.7	26	0	

**Additional Statistics**

Passing – 1991 (0 for 1), 1993 (2 for 2 - 63 yards, 2 TDs, lg of 42t), 1995 (0 for 1)  
 Fumbles Recovered – 1989 (3), 1990 (2), 1991 (3), 1992 (3), 1993 (1), 1995 (3)  
 Sacked – 1994 (1 for 7 yards)

**SINGLE-GAME CAREER HIGHS****Regular Season**

Rushing Attempts – 26 vs. Washington (9/18/94)  
 Rushing Yards – 82 vs. Washington (9/18/94)  
 Longest Run – 51 at Philadelphia (11/25/90)  
 Rushing TDs – 2 vs. Washington (9/18/94)  
 Receptions – 7 (2 times) Most recent vs. Denver (10/8/95)  
 Receiving Yards – 93 vs. Miami (9/23/90)  
 Longest Reception – 62t at Washington (from Simms 9/11/89)  
 TDs Receiving – 2 vs. Philadelphia (12/8/91)  
 Punt Returns - 7 (95 yards) vs. New York Jets (12/10/95)  
 Punt Return Yards - 107 at New Orleans (12/20/93)  
 Longest Punt Return - 76t vs. Raiders (12/24/89)  
 Punt Returns for TDs - 1 (6 times) Most recent vs. Detroit (10/30/94)  
 Kickoff Returns - 5 (87 yards) vs. Denver (10/8/95)  
 Kickoff Return Yardage - 132 (4 returns) at Atlanta (10/1/95)  
 Longest Kickoff Return - 92t vs. Philadelphia (11/22/92)  
 Kickoff Returns for TDs - 1 vs. Philadelphia (11/22/92)

**Postseason**

Rushing Attempts – 10 at San Francisco (1/20/91)

Rushing Yards – 48 vs. Buffalo (1/27/91)

Longest Run – 17 vs. Buffalo (1/27/91)

Rushing TDs – 0

Receptions – 4 vs. Minnesota (1/7/90)

Receiving Yards – 52 vs. Rams (1/7/90)

Longest Reception – 16 vs. Rams (from Simms 1/7/90)

TDs Receiving – 0

Punt Returns - 5 at San Francisco (1/20/91)

Punt Return Yards - 42 at San Francisco (1/20/91)

Longest Punt Return - 20 vs. Buffalo (1/27/91)

Punt Returns for TDs - 0

Kickoff Returns - 4 at San Francisco (1/15/94)

Kickoff Return Yardage - 80 at San Francisco (1/15/94)

Longest Kickoff Return - 26 at San Francisco (1/15/94)

Kickoff Returns for TDs - 0

VETERANS

**MEGETT'S CAREER GAME-BY-GAME STATISTICS****David Meggett's 1989 Game-By-Game Statistics**

1989	Baron's 1989 Season By Game													
Date	Opponent	P/S	Rushing					Receiving					W/L	
			No	Yds	Avg	Lg	TD	No	Yds	Avg	Lg	TD		
9/11	at Washington	p	2	17	8.5	9	0	1	62	62.0	62t	1	W	
9/17	Detroit	p	1	2	2.0	2	0	0	0	0.0	0	0	W	
9/24	Phoenix	p	1	0	0.0	0	0	2	17	8.5	9	0	W	
10/1	at Dallas	p	1	-1	-1.0	-1	0	2	38	19.0	38t	1	W	
10/8	at Philadelphia	p	7	29	4.1	10	0	6	89	14.8	22	0	L	
10/15	Washington	S	0	0	0.0	0	0	2	29	14.5	17	0	W	
10/22	at San Diego	p	1	3	3.0	3	0	1	11	11.0	11	0	W	
10/30	Minnesota	p	1	5	5.0	5	0	1	23	23.0	23	0	W	
11/5	at Phoenix	S	4	22	5.5	18	0	1	16	16.0	16	0	W	
11/12	at Rams	p	0	0	0.0	0	0	5	51	10.2	14	0	L	
11/19	Seattle	p	1	5	5.0	5	0	2	14	7.0	9	0	W	
11/27	at San Francisco	p	5	29	5.8	17	0	4	72	18.0	53t	1	L	
12/3	Philadelphia	p	1	1	1.0	1	0	2	18	9.0	11	0	L	
12/10	at Denver	p	1	8	8.0	8	0	2	66	33.0	57t	1	W	
12/16	Dallas	p	2	-3	-1.5	-1	0	0	0	0.0	0	0	W	
12/24	Raiders	p	0	0	0.0	0	0	3	25	8.3	12	0	W	
1989 Totals			16/2	28	117	4.2	18	0	34	531	15.6	62t	4	12-4

1/7	Rams	p	1	7	7.0	7	0	4	52	13.0	16	0	L
-----	------	---	---	---	-----	---	---	---	----	------	----	---	---

1989		Punt Returns						Kick Returns					
Date	Opponent	No	FC	Yds	Avg	Lg	TD	No	Yds	Avg	Lg	TD	W/L
9/11	at Washington	3	1	41	13.7	17	0	4	85	21.3	25	0	W
9/17	Detroit	3	4	41	13.7	30	0	1	16	0.0	16	0	W
9/24	Phoenix	4	0	49	12.3	20	0	1	14	14.0	14	0	W
10/1	at Dallas	2	2	16	8.0	11	0	1	34	34.0	34	0	W
10/8	at Philadelphia	4	3	29	7.3	16	0	1	19	19.0	19	0	L
10/15	Washington	2	0	26	13.0	14	0	3	62	20.7	23	0	W
10/22	at San Diego	0	2	0	0.0	0	0	2	37	18.5	21	0	W
10/30	Minnesota	4	0	8	2.0	8	0	1	17	17.0	17	0	W
11/5	at Phoenix	5	1	46	9.2	15	0	3	65	21.7	26	0	W
11/12	at Rams	2	2	10	5.0	0	0	1	10	10.0	10	0	L
11/19	Seattle	3	0	98	32.7	49	0	3	58	19.3	31	0	W
11/27	at San Francisco	2	0	27	13.5	14	0	2	43	21.5	27	0	L
12/3	Philadelphia	2	0	19	9.5	10	0	3	74	24.7	31	0	L
12/10	at Denver	2	1	36	18.0	26	0	0	0	0.0	0	0	W
12/16	Dallas	3	1	22	7.3	14	0	0	0	0.0	0	0	W
12/24	Raiders	5	0	114	22.8	76t	1	1	43	43.0	43	0	W
1989 Totals		46	17	582	34.2	76t	1	27	577	21.4	43	0	12-4

1/7	Rams	1	0	0	0.0	0	0	1	25	25.0	25	0	L
-----	------	---	---	---	-----	---	---	---	----	------	----	---	---



# 1996 NEW ENGLAND PATRIOTS

## David Meggett's 1990 Game-By-Game Statistics (cont.)

1990		Rushing						Receiving						
Date	Opponent	P/S	No	Yds	Avg	Lg	TD	No	Yds	Avg	Lg	TD	W/L	
9/9	Philadelphia	p	0	0	0.0	0	0	1	-1	-1.0	-1	0	W	
9/16	at Dallas	p	0	0	0.0	0	0	1	13	13.0	13	0	W	
9/23	Miami	p	1	7	7.0	7	0	4	93	23.3	38	0	W	
9/30	Dallas	p	0	0	0.0	0	0	1	4	4.0	4	0	W	
10/14	at Washington	p	0	0	0.0	0	0	1	8	8.0	8	0	W	
10/21	Phoenix	p	4	26	6.5	10	0	3	34	11.3	15	0	W	
10/28	Washington	p	5	30	6.0	17	0	2	13	6.5	10	0	W	
11/5	at Indianapolis	p	4	19	4.8	8	0	6	47	7.8	18	0	W	
11/11	at Rams	S	1	1	1.0	1	0	4	24	6.0	12	0	W	
11/18	Detroit	p	2	18	9.0	9	0	2	9	4.5	5	0	W	
11/25	at Philadelphia	p	2	61	30.5	51	0	3	61	20.3	28	0	L	
12/3	at San Francisco	p	1	-4	-4.0	-4	0	2	17	8.5	10	0	L	
12/9	Minnesota	p	0	0	0.0	0	0	1	17	17.0	17	0	W	
12/15	Buffalo	p	2	6	3.0	4	0	2	16	8.0	9	0	L	
12/23	at Phoenix	p	0	0	0.0	0	0	3	18	6.0	9	0	W	
12/30	at New England	p	0	0	0.0	0	0	3	37	12.3	17t	1	W	
1990 Totals			16/1	22	164	7.5	51	0	39	410	10.5	38	1	13-3

1/13	Chicago	p	2	18	9.0	9	0	0	0	0.0	0	0	W
1/20	at San Francisco*	p	10	36	3.6	8	0	2	15	7.5	15	0	W
1/27	Buffalo	p	9	48	5.3	17	0	2	18	9.0	11	0	W

<b>1990 Playoff Totals</b>			3/0	21	102	4.9	17	0	4	33	8.3	15	0	3-0
----------------------------	--	--	-----	----	-----	-----	----	---	---	----	-----	----	---	-----

\* attempted one pass (1/20/91)

1990 Date	Opponent	Punt Returns						Kick Returns						W/L
		No	FC	Yds	Avg	Lg	TD	No	Yds	Avg	Lg	TD		
9/9	Philadelphia	4	2	90	22.5	68t	1	3	68	22.7	28	0	W	
9/16	at Dallas	3	0	23	7.7	12	0	2	28	14.0	15	0	W	
9/23	Miami	3	1	23	7.7	13	0	1	19	19.0	19	0	W	
9/30	Dallas	0	0	0	0.0	0	0	1	30	30.0	30	0	W	
10/14	at Washington	0	0	0	0.0	0	0	3	70	23.3	27	0	W	
10/21	Phoenix	4	1	66	16.5	27	0	2	56	28.0	33	0	W	
10/28	Washington	2	0	14	7.0	8	0	3	69	23.0	29	0	W	
11/5	at Indianapolis	4	0	39	9.8	14	0	0	0	0.0	0	0	W	
11/11	at Rams	4	1	59	14.8	22	0	0	0	0.0	0	0	W	
11/18	Detroit	0	1	0	0.0	0	0	0	0	0.0	0	0	W	
11/25	at Philadelphia	2	0	10	5.0	12	0	2	33	16.5	18	0	L	
12/3	at San Francisco	4	2	39	9.8	20	0	1	19	19.0	19	0	L	
12/9	Minnesota	5	0	37	7.4	11	0	1	58	58.0	58	0	W	
12/15	Buffalo	2	0	13	6.5	7	0	0	0	0.0	0	0	L	
12/23	at Phoenix	3	1	21	7.0	13	0	0	0	0.0	0	0	W	
12/30	at New England	3	2	33	11.0	14	0	2	42	21.0	23	0	W	
1990 Totals		43	11	467	10.9	68t	1	21	492	23.4	58	0	13-3	

1/13	Chicago	1	0	13	13.0	13	0	0	0	0.0	0	0	W
1/20	at San Francisco	5	0	42	8.4	18	0	2	36	18.0	18	0	W
1/27	Buffalo	2	3	37	18.5	20	0	2	26	16.0	16	0	W

<b>1990 Playoff Totals</b>			8	3	92	11.5	20	0	4	62	15.5	18	0	3-0
----------------------------	--	--	---	---	----	------	----	---	---	----	------	----	---	-----

## David Meggett's 1991 Game-By-Game Statistics

1991	Rushing												Receiving				
Date	Opponent	P/S	No	Yds	Avg	Lg	TD	No	Yds	Avg	Lg	TD	W/L				
9/2	San Francisco	p	4	26	6.5	9	0	4	47	11.8	21	0	W				
9/8	Rams	p	1	2	2.0	2	0	4	30	7.5	19	1	L				
9/15	at Chicago	S	7	44	6.3	24	0	6	39	6.5	14	0	L				
9/22	Cleveland	S	1	3	3.0	3	0	1	2	2.0	2	0	W				
9/29	at Dallas	p	2	7	3.5	4	0	5	46	9.2	20	0	L				
10/6	Phoenix	p	2	13	6.5	9	0	1	15	15.0	14	0	W				
10/14	at Pittsburgh	p	3	44	14.7	30t	1	4	34	8.5	22	0	W				
10/27	Washington	p	0	0	0.0	0	0	1	17	17.0	17	0	L				
11/4	at Philadelphia	p	3	-4	-1.3	0	0	2	10	5.0	9	0	L				
11/10	at Phoenix	p	0	0	0.0	0	0	1	1	1.0	1	0	W				
11/17	Dallas	p	1	1	1.0	1	0	3	40	13.3	18	0	W				



11/24	at Tampa Bay	p	2	8	4.0	4	0	4	24	6.0	11	0	W
12/1	at Cincinnati	p	1	0	0.0	0	0	6	51	8.5	17	0	L
12/8	Philadelphia	p	1	3	3.0	3	0	2	22	11.0	14t	2	L
12/15	at Washington	p	1	6	6.0	6	0	3	2	0.7	4	0	L
12/21	Houston	p	0	0	0.0	0	0	3	32	10.7	17	0	W

**1991 Totals** 16/2 29 153 5.3 30t 1 50 412 8.2 22 3 8-8

**1991****Punt Returns****Kick Returns**

Date	Opponent	No	FC	Yds	Avg	Lg	TD	No	Yds	Avg	Lg	TD	W/L
9/2	San Francisco	5	0	43	8.6	13	0	2	39	19.5	20	0	W
9/8	Rams	1	0	0	0.0	0	0	2	37	18.5	22	0	L
9/15	at Chicago	1	0	4	4.0	4	0	3	57	19.0	23	0	L
9/22	Cleveland	6	1	79	13.2	16	0	2	43	21.5	25	0	W
9/29	at Dallas	1	0	6	6.0	6	0	4	64	16.0	23	0	L
10/6	Phoenix	1	0	0	0.0	0	0	2	39	19.5	23	0	W
10/14	at Pittsburgh	0	4	0	0.0	0	0	2	30	15.0	17	0	W
10/27	Washington	3	1	24	8.0	13	0	0	0	0.0	0	0	L
11/4	at Philadelphia	1	1	0	0.0	0	0	0	0	0.0	0	0	L
11/10	at Phoenix	1	1	6	6.0	6	0	0	0	0.0	0	0	W
11/17	Dallas	0	0	0	0.0	0	0	0	0	0.0	0	0	W
11/24	at Tampa Bay	3	1	73	24.3	70t	1	0	0	0.0	0	0	W
12/1	at Cincinnati	3	0	39	13.0	16	0	2	64	32.0	34	0	L
12/8	Philadelphia	1	1	13	13.0	13	0	2	67	33.5	42	0	L
12/15	at Washington	0	0	0	0.0	0	0	4	74	18.5	28	0	L
12/21	Houston	1	0	0	0.0	0	0	0	0	0.0	0	0	W

**1991 Totals** 28 10 287 10.3 70t 1 25 514 20.6 42 0 8-8

**David Meggett's 1992 Game-By-Game Statistics****1992****Rushing****Receiving**

Date	Opponent	P/S	No	Yds	Avg	Lg	TD	No	Yds	Avg	Lg	TD	W/L
9/6	San Francisco	p	2	-5	-2.5	0	0	4	30	7.5	11	0	L
9/13	Dallas	p	0	0	0.0	0	0	2	-1	-0.5	0	0	L
9/21	at Chicago	p	2	16	8.0	8	0	1	9	9.0	9	0	W
10/4	at Raiders	p	2	4	2.0	3	0	2	18	9.0	13	0	L
10/11	Phoenix	p	1	3	3.0	3	0	1	-1	-1.0	-1	0	W
10/18	at Rams	p	1	15	15.0	15	0	7	70	10.0	24	0	L
10/25	Seattle	p	1	5	5.0	5	0	1	9	9.0	9	0	W
11/1	at Washington	p	3	39	13.0	30	0	2	11	5.5	7	1	W
11/8	Green Bay	p	1	4	4.0	4	0	2	12	6.0	8	0	W
11/15	at Denver	p	2	11	5.5	6	0	3	19	6.3	14	0	L
11/22	Philadelphia	p	5	25	5.0	9	0	4	37	9.3	14t	1	L
11/26	at Dallas	p	3	22	7.3	10	0	2	13	6.5	7	0	L
12/6	Washington	p	3	6	2.0	3	0	0	0	0.0	0	0	L
12/12	at Phoenix	p	2	2	1.0	8	0	4	8	2.0	8	0	L
12/19	Kansas City	p	2	2	1.0	3	0	1	1	1.0	1	0	W
12/27	at Philadelphia	p	2	18	9.0	13	0	2	-4	-2.0	6	0	L

**1992 Totals** 16/0 32 167 5.2 30 0 38 231 6.1 24 2 6-10

**1992****Punt Returns****Kick Returns**

Date	Opponent	No	FC	Yds	Avg	Lg	TD	No	Yds	Avg	Lg	TD	W/L
9/6	San Francisco	0	1	0	0.0	0	0	0	0	0.0	0	0	L
9/13	Dallas	3	1	28	9.3	22	0	0	0	0.0	0	0	L
9/21	at Chicago	3	1	47	15.7	29	0	0	0	0.0	0	0	W
10/4	at Raiders	1	0	10	10.0	10	0	2	30	15.0	21	0	L
10/11	Phoenix	2	0	20	10.0	13	0	2	59	29.5	43	0	W
10/18	at Rams	2	0	14	7.0	11	0	2	39	19.5	23	0	L
10/25	Seattle	2	1	31	15.5	21	0	1	32	32.0	32	0	W
11/1	at Washington	2	2	6	3.0	6	0	1	31	31.0	31	0	W
11/8	Green Bay	0	0	0	0.0	0	0	1	20	20.0	20	0	W
11/15	at Denver	1	0	4	4.0	4	0	1	1	1.0	1	0	L
11/22	Philadelphia	4	1	20	5.0	11	0	1	92	92.0	92t	1	L
11/26	at Dallas	2	0	29	14.5	22	0	1	12	12.0	12	0	L
12/6	Washington	1	0	9	9.0	0	0	3	51	17.0	20	0	L
12/12	at Phoenix	1	1	6	6.0	6	0	2	34	17.0	17	0	L
12/19	Kansas City	1	0	1	1.0	1	0	3	54	18.0	24	0	W
12/27	at Philadelphia	2	3	15	7.5	10	0	0	0	0.0	0	0	L

**1992 Totals** 27 11 240 8.9 39 0 20 455 22.8 92t 1 6-10



# 1996 NEW ENGLAND PATRIOTS

## David Meggett's 1993 Game-By-Game Statistics (cont.)

1993		Rushing						Receiving						
Date	Opponent	P/S	No	Yds	Avg	Lg	TD	No	Yds	Avg	Lg	TD	W/L	
9/5	at Chicago	p	2	27	13.5	23	0	1	9	9.0	9	0	W	
9/12	Tampa Bay	p	3	25	8.3	13	0	0	0	0.0	0	0	W	
9/19	Rams	p	2	7	3.5	5	0	1	-3	-3.0	-3	0	W	
10/3	at Buffalo	p	3	3	1.0	9	0	2	37	18.5	22	0	L	
10/10	at Washington	p	8	36	4.5	8	0	2	16	8.0	13	0	W	
10/17	Philadelphia	p	8	36	4.5	19	0	4	18	4.5	8	0	W	
10/31	Jets	p	8	39	4.9	9	0	5	3	0.6	10	0	L	
11/7	at Dallas	p	4	17	4.3	12	0	4	19	4.8	7	0	L	
11/14	Washington	p	2	6	3.0	3	0	0	0	0.0	0	0	W	
11/21	at Philadelphia	p	5	26	5.2	9	0	2	60	30.0	50	0	W	
11/28	Phoenix	p	1	9	9.0	9	0	3	28	9.3	11	0	W	
12/5	at Miami	p	7	38	5.4	13	0	4	24	6.0	9	0	W	
12/12	Indianapolis	S	0	0	0.0	0	0	0	0	0.0	0	0	W	
12/20	at New Orleans	p	8	27	3.4	7	0	2	22	11.0	15	0	W	
12/26	at Phoenix	p	6	22	3.7	21	0	7	65	9.3	18	0	L	
1/2	Dallas	p	2	11	5.5	6	0	1	21	21.0	21	0	L	
1993 Totals			16/1	69	329	4.8	23	0	38	319	8.4	50	0	11-5

1/9	Minnesota	p	0	0	0.0	0	0	4	12	3.0	9	0	W
1/15	at San Francisco	p	2	5	2.5	5	0	3	17	5.7	10	0	L

		Punt Returns						Kick Returns					
1993		No	FC	Yds	Avg	Lg	TD	No	Yds	Avg	Lg	TD	W/L
9/5	at Chicago	1	3	7	0.0	7	0	2	50	25.0	35	0	W
9/12	Tampa Bay	5	1	55	11.0	19	0	0	0	0.0	0	0	W
9/19	Rams	2	2	25	12.5	14	0	1	8	8.0	8	0	W
10/3	at Buffalo	3	0	19	6.3	10	0	3	46	15.3	22	0	L
10/10	at Washington	1	1	14	14.0	14	0	0	0	0.0	0	0	W
10/17	Philadelphia	0	2	0	0.0	0	0	0	0	0.0	0	0	W
10/31	N.Y. Jets	1	1	3	3.0	3	0	2	38	19.0	19	0	L
11/7	at Dallas	2	-	28	14.0	20	0	3	44	14.7	16	0	L
11/14	Washington	3	1	12	0.0	7	0	1	11	11.0	11	0	W
11/21	at Philadelphia	3	2	35	11.7	17	0	1	21	21.0	21	0	W
11/28	Phoenix	3	1	12	4.0	8	0	3	66	22.0	28	0	W
12/5	at Miami	1	1	2	2.0	2	0	3	34	11.3	17	0	W
12/12	Indianapolis	1	2	3	3.0	3	0	3	48	16.0	17	0	W
12/20	at New Orleans	4	-	107	26.8	75t	1	0	0	0.0	0	0	W
12/26	at Phoenix	1	1	7	7.0	7	0	1	18	18.0	18	0	L
1/2	Dallas	1	2	2	2.0	2	0	1	19	19.0	19	0	L
<b>1993 Totals</b>		32	20	331	10.3	75t	1	24	403	16.8	35	0	11-5

1/9	Minnesota	2	3	5	2.5	5	0	1	0	0.0	0	0	W
1/15	at San Francisco	1	1	3	3.0	3	0	4	80	20.0	26	0	L

## David Meggett's 1994 Game-By-Game Statistics

1994		Rushing						Receiving						
Date	Opponent	P/S	No	Yds	Avg	Lg	TD	No	Yds	Avg	Lg	TD	W/L	
9/4	Philadelphia	p	2	31	15.5	26t	1	1	1	1.0	1	0	W	
9/11	at Arizona	p	15	44	2.9	15	0	2	17	8.5	13	0	W	
9/18	Washington	S	26	82	3.2	21	2	4	52	13.0	19	0	W	
10/2	at New Orleans	S	16	40	2.5	7	0	5	35	7.0	9	0	L	
10/10	Minnesota	p	1	-2	-2.0	-2	0	3	23	7.7	13	0	L	
10/16	at Rams	p	1	3	3.0	3	0	1	6	6.0	6	0	L	
10/23	Pittsburgh	S	0	0	0.0	0	0	1	3	3.0	3	0	L	
10/30	Detroit	p	4	35	8.8	16	0	3	21	7.0	11	0	L	
11/7	at Dallas	p	2	3	1.5	3	0	1	11	11.0	11	0	L	
11/13	Arizona	p	2	9	4.5	5	0	1	15	15.0	15	0	L	
11/21	at Houston	p	6	17	2.8	6	0	1	6	6.0	6	0	W	
11/27	at Washington	p	3	12	4.0	10	0	0	0	0.0	0	0	W	
12/4	at Cleveland	p	3	-3	-1.0	0	0	2	12	6.0	9	0	W	
12/11	Cincinnati	p	3	2	0.7	2	0	1	12	12.0	12	0	W	
12/18	at Philadelphia	p	3	11	3.7	10	1	4	66	16.5	34	0	W	
12/24	Dallas	p	4	14	3.5	5	0	2	13	6.5	11	0	W	
1994 Totals			16/3	91	298	3.3	26t	4	32	293	9.2	34	0	9-7





## David Meggett's 1994 Game-By-Game Statistics (cont.)

1994		Punt Returns						Kick Returns					
Date	Opponent	No	FC	Yds	Avg	Lg	TD	No	Yds	Avg	Lg	TD	W/L
9/4	Philadelphia	2	3	68	34.0	68t	1	3	52	17.3	20	0	W
9/11	at Arizona	3	1	18	6.0	7	0	0	0	0.0	0	0	W
9/18	Washington	0	0	0	0.0	0	0	0	0	0.0	0	0	W
10/2	at New Orleans	0	0	0	0.0	0	0	0	0	0.0	0	0	L
10/10	Minnesota	1	0	11	11.0	11	0	2	37	18.5	19	0	L
10/16	at Rams	4	0	57	14.3	24	0	1	21	21.0	21	0	L
10/23	Pittsburgh	3	4	12	4.0	10	0	2	43	21.5	29	0	L
10/30	Detroit	2	0	64	32.0	56t	1	1	23	23.0	23	0	L
11/7	at Dallas	0	2	0	0.0	0	0	4	74	18.5	24	0	L
11/13	Arizona	0	1	0	0.0	0	0	4	90	22.5	30	0	L
11/21	at Houston	2	1	22	11.0	17	0	1	9	9.0	9	0	W
11/27	at Washington	1	0	6	6.0	6	0	3	55	18.3	20	0	W
12/4	at Cleveland	2	0	10	5.0	8	0	2	35	17.5	20	0	W
12/11	Cincinnati	0	0	0	0.0	0	0	2	49	24.5	26	0	W
12/18	at Philadelphia	4	2	25	6.3	13	0	3	40	13.3	16	0	W
12/24	Dallas	2	0	30	15.0	16	0	1	20	20.0	20	0	W
1994 Totals		26	14	323	12.4	68t	2	29	548	18.9	35	0	9-7


1995	Rushing							Receiving						
Date	Opponent	Starts	No	Yds	Avg	Lg	TD	Rec	Yds	Avg	Lg	TD	W/L	
9/3	Cleveland	p	7	23	3.3	8	0	4	16	4.0	10	0	W	
9/10	Miami	p	2	0	0.0	2	0	5	15	3.0	12	0	L	
9/17	at San Francisco	p	2	12	6.0	8	0	3	24	8.0	9	0	L	
10/1	at Atlanta	p	10	52	5.2	21	0	4	18	4.5	19	0	L	
10/8	Denver	p	3	15	5.0	6	0	7	51	7.3	15	0	L	
10/15	at Kansas City	p	7	63	9.0	25	1	4	13	3.3	11	0	L	
10/23	Buffalo	p	9	26	2.9	11	1	5	43	8.6	18	0	W	
10/29	Carolina	p	3	-1	-0.3	5	0	5	37	7.4	18	0	L	
11/5	at N.Y. Jets	p	1	7	7.0	7	0	2	16	8.0	13	0	W	
11/12	at Miami	p	3	3	1.0	1	0	2	23	11.5	13	0	W	
11/19	Indianapolis	p	1	2	2.0	2	0	3	21	7.0	14	0	L	
11/26	at Buffalo	p	3	17	5.7	12	0	0	0	0.0	0	0	W	
12/3	New Orleans	p	4	16	4.0	7	0	4	26	6.5	10	0	L	
12/10	N.Y. Jets	p	2	13	6.5	8	0	0	0	0.0	0	0	W	
12/16	at Pittsburgh	p	2	-2	-1.0	0	0	2	23	11.5	15	0	L	
12/23	at Indianapolis	p	1	4	4.0	4	0	2	8	4.0	5	0	L	
1995 Totals		16/0	60	250	4.2	25	2	52	334	6.4	19	0	6-10	

1995	Kick Returns							Punt Returns							
Date	Opponent	Starts	No	Yds	Avg	Lg	TD	No	FC	Yds	Avg	Lg	TD	W/L	
9/3	Cleveland	p	0	0	0.0	0	0	3	1	15	5.0	8	0	W	
9/10	Miami	p	4	95	23.8	31	0	1	0	10	10.0	10	0	L	
9/17	at San Francisco	p	2	56	28.0	30	0	1	4	2	2.0	2	0	L	
10/1	at Atlanta	p	4	132	33.0	46	0	3	0	13	4.3	8	0	L	
10/8	Denver	p	5	87	17.4	25	0	3	2	-2	-0.7	4	0	L	
10/15	at Kansas City	p	1	15	15.0	15	0	4	2	46	11.5	16	0	L	
10/23	Buffalo	p	1	21	21.0	21	0	1	3	13	13.0	13	0	W	
10/29	Carolina	p	3	67	22.3	23	0	4	1	23	5.8	22	0	L	
11/5	at N.Y. Jets	p	1	14	14.0	14	0	6	0	84	14.0	23	0	W	
11/12	at Miami	p	3	130	43.3	62	0	1	0	4	4.0	4	0	W	
11/19	Indianapolis	p	2	38	19.0	21	0	3	0	26	8.7	11	0	L	
11/26	at Buffalo	p	2	46	23.0	29	0	1	2	15	15.0	15	0	W	
12/3	New Orleans	p	3	101	33.7	62	0	3	1	18	6.0	13	0	L	
12/10	N.Y. Jets	p	4	94	23.5	31	0	7	1	95	13.6	23	0	W	
12/16	at Pittsburgh	p	2	33	16.5	19	0	1	0	0	0.0	0	0	L	
12/23	at Indianapolis	p	1	35	35.0	35	0	3	0	21	7.0	8	0	L	
1995 Totals		16/0	38	964	25.4	62	0	45	17	383	8.5	23	0	6-10	

VETERANS



## 58 MARTY MOORE

**Linebacker****6-1 • 244 • 3rd Year****Draft: 7b (222nd) '94  
Kentucky****Born: March 19, 1971****Phoenix, Ariz.**

**Transactions:** Marty Moore was drafted by the Patriots with the final selection (222nd player selected) in the 1994 NFL draft ... the Patriots acquired the pick as compensation from the Dallas Cowboys in exchange for quarterback Hugh Millen (4/26/93).

**NFL Career GP/GS (regular season 32/6, postseason 1/1):**

Moore was the last player selected in the 1994 NFL draft, yet started the first three games of his career for the Patriots at inside linebacker – thus becoming the first "Mr.

Irrelevant" player to start in his NFL debut. **1995 (16/2):** Moore played in every game, extending his career streak to 32 consecutive games ... he started two games after replacing Ted Johnson in the starting lineup due to a knee injury ... finished the season with 16 total tackles (15 solo) ... finished second on the team with 13 special teams tackles (9 solo) ... totaled five tackles in each of his two starts with five solo stops at San Francisco (9/17) and four tackles and an assist two weeks later vs. Denver (10/8) ... had 13 of his 16 tackles during the games he played in while Johnson rehabilitated his knee ... saw very little action at inside linebacker upon Johnson's return to the starting lineup, but made consistent contributions on special teams. **1994 (16/4, 1/1):** Played in every game as a rookie ... started four regular season games and the Patriots' playoff game at Cleveland at right inside linebacker beside Vincent Brown ... finished the season with 25 total tackles (16 solos), batted away two passes and forced two fumbles ... finished fourth on the team with 10 special teams tackles (four solos) ... started the first three games of the season replacing Todd Collins, who sustained a knee injury in the final preseason game ... in the season opener (9/4) he forced a Terry Kirby fumble on Miami's first offensive series, which was recovered by Myron Guyton at the New England 38-yard line and resulted in a Patriots touchdown ... finished his rookie debut with game highs in three categories – tackles (six), passes defended (two, tied) and forced fumbles (one) ... recorded a season-high nine tackles (four solos) the following week vs. Buffalo (9/11) and recorded his second forced fumble in as many games ... recorded one defensive stop and one special teams stop in his third start (9/18) at Cincinnati ... played in a reserve role when Collins returned for the fourth game of the season ... was second on the team with 16 tackles after three games ... played mostly on special teams through Week 11, when Collins suffered a season-ending injury ... split time with David Bavaro at RILB for the final seven weeks of the season ... started in the season finale at Chicago and recorded two tackles ... started

## Extra Points

- Marty was the last player selected in the 1994 NFL Draft (222nd overall) and was bestowed the title of "Mr. Irrelevant '94." He became the first "Mr. Irrelevant" recipient to start in his NFL debut when he replaced Todd Collins in the starting lineup at Miami (9/4/94).
- Marty is an outdoorsman who enjoys hunting and fishing in the offseason.



the Patriots' playoff game at Cleveland and finished with five tackles.

**College:** Moore completed his collegiate career (1989-93) with 462 tackles, two forced fumbles, three fumble recoveries, five interceptions with one touchdown and three quarterback sacks ... his 462 tackles ranked fourth on Kentucky's all-time list ... led Kentucky in tackles his last three seasons ... led the Southeastern Conference in tackles his sophomore and junior seasons ... started the final 34 games of his collegiate career ... selected first-team All-SEC as a senior (1993) ... recorded 116 tackles (81 solos), intercepted three passes (55 yards) and forced two fumbles ... selected second-team All-SEC by AP as a junior (1992) ... led the conference with 148 tackles, an average of 13.4 stops per game ... amassed a season-high 19 tackles at Cincinnati ... selected first-team Sophomore All-American by *Football News* ... led the SEC and set a Kentucky school record with 183 tackles, an average of 16.6 tackles per game ... ranked third nationally in total tackles with double-digit performances in every game ... registered 19 tackles in his first collegiate start, the 1991 season opener vs. Miami (Ohio) ... redshirted as a freshman.

**Personal:** Martin Neff Moore was born the son of Carol Ann Ruck on March 19, 1971 in Phoenix, Ariz. ... he was a two-time all-district and all-region selection and earned all-state honors as a senior at Highlands High in Fort Thomas, Ky. ... earned three letters in football, playing middle linebacker and fullback ... rushed for 986 yards and 10 touchdowns as a senior, including a 268-yard effort with three scores in his prep finale vs. Bell County (Ky.) High ... led the Bluebirds to a 28-7 record during his three-year career ... also lettered in basketball ... majored in vocational education at Kentucky and had two 4.0 GPA semesters and graduated with a 3.3 cumulative GPA ... Marty is married to the former Wendy Ganote.

#### MARTY MOORE'S NFL STATISTICS


##### Regular Season Defensive Statistics

Year Team	G/S	TT	UT	A	S-Yds	I-Yds	PD	FF	FR	SpT
1994 Patriots	16/4	25	16	9	0-0	0-0	2	2	0	10
1995 Patriots	16/2	16	15	1	0-0	0-0	0	0	0	13
<b>Totals-2 yrs</b>	<b>32/6</b>	<b>41</b>	<b>31</b>	<b>10</b>	<b>0-0</b>	<b>0-0</b>	<b>2</b>	<b>2</b>	<b>0</b>	<b>23</b>

##### Postseason Defensive Statistics

Year Team	G/S	TT	UT	A	S-Yds	I-Yds	PD	FF	FR	SpT
1994 Patriots	1/1	5	5	0	0-0	0-0	0	0	0	0

## 83 WILL MOORE



Wide Receiver

6-2 • 180 • 2nd Year

Free Agent '95

Texas Southern

Born: February 21, 1970

Dallas, Texas

**Transactions:** Will Moore signed with the Patriots as an unconditional free agent on April 3, 1995 after playing three seasons with the Calgary Stampeders of the Canadian Football League (1992-94).

**NFL Career GP/GS (regular season 14/13, postseason 0/0):** Moore made the transition from the CFL to the NFL and caught on quickly ... he proved to be a very talented possession receiver who caught everything thrown his direction ... he does not have deep-threat speed, but runs good pat-



terns and can make the tough catches ... by playing in Canada for three years, this Texan has made the necessary adjustment to playing in a cold climate. **1995 (14/13):** Moore signed with the Patriots as a relative unknown out of the CFL, but quickly made the adjustment and made an immediate impact on the Patriots' offense ... he finished his first NFL season with 502 yards receiving (3rd on the team) and a touchdown on 43 receptions (4th) ... he opened the season as the Patriots starting wide out opposite Vincent Brisby and debuted with six receptions for 77 yards, including a game-long of 32 yards and a

miraculous diving reception which wowed the sellout crowd at Foxboro Stadium in a 17-14 victory over Cleveland (9/3) ... he followed that performance with a season-high eight receptions for 112 yards, including a season-long of 33 yards vs. Miami (9/10) ... his eight catches were a game-high and earned him Miller Lite Player of the Game honors for his performance ... after two weeks, Moore was among the AFC leaders with 14 receptions (3rd in the AFC) and 189 yards (4th) ... his production fell off in the ensuing three games, but he rebounded at Kansas City (10/15) with seven receptions for 65 yards, including his first career touchdown ... his touchdown came on a 6-yard pass from Bledsoe and pulled the Patriots to within five points of the Chiefs with just 2:07 remaining in the game ... he missed the following game due to a hamstring injury and was reported among the Patriots' inactives ... he came off the bench the following week vs. Carolina (10/29) and provided three receptions for 41 yards (13.7 avg.) ... returned to the starting lineup for the next six games, but was reported among the Patriots' inactives in the final game of the season at Indianapolis (12/23).

**CFL Career:** Moore developed into one of the CFL's premier wide receivers in his last two seasons in the league (1993-94) ... accumulated 120 receptions for 1,913 yards (15.9 avg.) and 23 touchdowns in his career ... in 1994, he caught 44 passes for 792 yards (18.0 avg.) and 11 touchdowns while helping Calgary to a 15-3 overall record ... recorded a career-high 73 receptions for 1,083 yards and 12 touchdowns in 1993 in his first year as a starter ... caught six passes for 150 yards vs. Winnipeg (8/3/93) ... also totaled six receptions for 124 yards and two touchdowns vs. Sacramento (10/30/93) ... finished second on the team in receiving ... earned player of the game honors on three occasions ... would have been a contender for the Rookie of the Year award had it not been for the one game that he played in 1992, which made him ineligible for the award.

**College:** A four-year letterman at Texas Southern University (1988-91) ... ranks fifth among the school's all-time leading receivers with 129 career receptions for 1,924 yards and 24 touchdowns ... caught 29 of those passes for 427 yards and six TDs as a senior ... voted team's most valuable player in 1990 ... named the team's most outstanding offensive player in 1989.

**Personal:** Will Moore was born February 21, 1970 in Dallas, Texas ... attended David D. Carter High in Dallas, Texas where he lettered in track and field in addition to football ... enjoys playing basketball and dancing ... won the Stampeder talent show in 1992 with his dance routine ... majored in business at Texas Southern ... married (Phyllis).

## Extra Points

- Will spent his first three seasons as a professional catching passes from former Patriots QB Doug Flutie with the Calgary Stampede of the CFL.
- Will played on the same high school team with RBs Greg Hill (K.C.), Darren Lewis (Chicago) and Le'Shai Maston (Jacksonville) and DB Clifton Abraham (T.B.).
- Will's brother, Eric, is the starting quarterback at the University of Oklahoma.



### WILL MOORE'S PROFESSIONAL STATISTICS

#### NFL Regular Season Receiving Statistics

Year	Team	G/S	No	Yds	Avg	Lg	TD
1995	Patriots	14/13	45	502	11.7	33	1


#### Additional Statistics

Miscellaneous Tackles – 1995 (1)

#### CFL Regular Season Receiving Statistics

Year	Team	G	No	Yds	Avg	Lg	TD
1992	Calgary	1	3	38	12.7	16	0
1993	Calgary	18	73	1083	14.8	55	12
1994	Calgary	18	44	792	18.0	40	11
Totals-3 yrs		37	120	1913	15.9	55	23

## 37 CHICO NELSON



### Safety

6-0 • 198 • 1st Year

Waivers (Miami) '96

Ohio State

Born: December 25, 1969

Sarasota, Fla.

**Transactions:** Chico Nelson was claimed off waivers by the Patriots on February 27, 1996 ... he originally signed with the New York Jets as a non-drafted rookie free agent on May 2, 1994 ... he was waived by the Jets on Aug. 29 and assigned to the practice squad on Aug. 30 ... he was released one week later (9/6/94) ... he signed with New Orleans and was placed on their practice squad through the end of the regular season ... he was signed

to the Dolphins' practice squad the following week (1/4/95) ... re-signed with the Miami on March 21, 1995 and reported to camp ... released in camp (8/27/95), but was re-signed to the practice squad (8/30/95), where he remained for the remainder of the season.

**NFL Career GP/GS (0/0):** Nelson has yet to be active on an NFL roster for a regular season game ... he has participated exclusively as a practice squad performer in each of his first two seasons in the league.

**College:** Nelson was a four-year letterman and three-year starter at Ohio State ... he totaled 199 career tackles (117 solo) and 10 passes defended, including seven interceptions ... earned first-team all-conference honors as a senior and was voted by teammates as the squad's most inspirational player.

**Personal:** Willie James Nelson was born on Christmas Day in 1969 in Sarasota, Fla. ... he attended Sarasota (Fla.) High, where he had an outstanding prep career ... he holds his bachelor's degree in African-American studies ... single.


### Extra Points

- "Chico's" full name is Willie James Nelson.
- Chico enjoys listening to jazz music when he relaxes.
- Chico was born on Christmas Day in 1969.





## 23 TERRY RAY

**Safety****6-1 • 205 • 5th Year****Waivers (Atlanta) '93****Oklahoma****Born: Oct. 12, 1969****Belgium**

**Transactions:** Terry Ray was claimed by the Patriots on waivers from the Atlanta Falcons on August 31, 1993 ... he was granted free agency February 15, 1995 and re-signed with the Patriots on April 21, 1995 ... he was originally drafted by the Atlanta Falcons in the sixth round of the 1992 NFL draft (158th player selected) ... signed by the Falcons on July 27, 1992 ... released August 30, 1993.

**Extra Points**

- Terry's wife, Marie, helped start the Georgia State Lottery while Terry was playing with the Falcons.
- Terry owns a moving company in Austin, Texas called Pony Express.
- Terry's brother, Darrol, played for the New York Jets from 1980 - 1986.

**NFL Career GP/GS (regular season 57/19, postseason 1/0):** Ray moved into the starting lineup in 1995, after three seasons of NFL reserve duty ... in four seasons, he has accumulated 146 career tackles (99 solo) and 12 passes defended, including three interceptions ... he has also been a tremendous asset to the Patriots' special teams units in his three seasons with the Patriots. **1995 (16/16):** Ray started every game for the Patriots at safety and accumulated 95 total tackles, nearly doubling his career total entering the season (53) ... his 95 stops (72 solo) ranked second on the Patriots, tied with Chris Slade and trailing Vincent Brown's 115 tackles ... he finished third on the team with eight passes defended, including his third career interception which he returned for 21 yards ... he also forced and recovered two fumbles ... he added a third forced fumble on special teams and ranked fifth on the team with 10 special teams tackles ... recorded a career-high 12 tackles (9 solo) and forced a Bernie Parmalee fumble vs. Miami (9/10) ... intercepted his only pass of the season and the third of his career at Atlanta (10/1) and returned it 21 yards, which led to a game-tying field goal by Matt Bahr in the third quarter ... finished the game with nine tackles (8 solo) and a fumble recovery ... recorded his second double-digit tackle total vs. Indianapolis (11/19) when he logged 10 tackles (6 solo) ... was so valuable to the special teams units that he remained on the coverage units despite playing on nearly every defensive down. **1994 (16/0, 1/0):** Played in every game on special teams and in reserve duty defensively ... posted only five tackles in limited action, but finished second on the team with 15 special teams tackles ... intercepted the second pass of his career vs. Indianapolis (12/11), which he returned 2 yards ... intercepted his second pass of the game at the New England one-yard line (vs. Indianapolis), but the play was negated by a defensive holding penalty. **1993 (15/1):** Listed among the Patriots' inactives for the season opener at Buffalo (9/5) after being claimed off waivers from Atlanta the week before ... played in each of the remaining 15 games for the Patriots and started the season finale vs. Miami (1/2/94) ... made the most of his starting op-



portunity, recording a career-high 11 tackles in the Patriots' 33-27 overtime victory which, knocked Miami out of the playoffs ... had only seven tackles in his previous 14 appearances of the season ... intercepted his first NFL pass in the Patriots' 7-2 victory over Cincinnati (12/12) ... made season-long contributions on special teams ... finished the season ranked second on the team with nine special teams tackles. **1992 (10/2-Atlanta):** Played in 10 games in his rookie campaign and started two games when Scott Case suffered a torn pectoral muscle in the third week of the season ... credited with 30 tackles (15 solos) and six special teams stops ... recorded a season-high eight tackles vs. Chicago (9/27) ... started his second game of the season vs. Green Bay (10/4) and recovered his first career fumble.

**College:** Four-year letterman at Oklahoma (1988-91) ... finished his collegiate career with 188 career tackles, the third most by a Sooner defensive back ... added seven interceptions and 23 passes defended during his Sooner career ... recorded 54 tackles (35 solos) and three interceptions as a senior in 1991 ... finished second among Sooner defensive backs in tackles with 50 in 1990 and earned all-Big Eight honors following his junior campaign ... recorded a career-high 13 tackles in a game vs. Colorado that season ... in 1989, he recorded a single-season, career-high 70 tackles ... in 1988, he was one of only four freshmen to letter in football.

**Personal:** Terry Ray was born on October 12, 1969 in Belgium ... played running back and defensive back at Ellison High in Killeen, Texas ... earned a hard-hitting reputation and was referred to as "perhaps the best one-on-one defender in the state" by one Texas newspaper ... as a senior, he rushed for 114 yards, intercepted four passes, returned eight punts for 138 yards and blocked six kicks ... worked for two seasons at Earl Campbell's football camp in San Marcos, Texas ... majored in communications at Oklahoma ... older brother, Darrol, also attended Oklahoma, before playing professionally for the New York Jets (1980-1985) ... a computer game enthusiast who lists John Madden's Sega Series among his favorites ... collects shot glasses ... Terry and his wife, Marie Elizabeth, reside in Providence, R.I. during the season, but make their offseason home in Atlanta, Ga.

#### TERRY RAY'S NFL STATISTICS

##### Regular Season Defensive Statistics

Year Team	GP/GS	TT	UT	A	S-Yds	I-Yds	PD	FF	FR	SpT
1992 Falcons	10/2	30	15	15	0-0	0-0	0	0	1	6
1993 Patriots	15/1	18	8	10	0-0	1-0	3	0	0	9
1994 Patriots	16/0	5	5	0	0-0	1-2	2	0	0	15
1995 Patriots	16/16	95	72	23	0-0	1-23	8	2	2	10
<b>Totals-4 yrs</b>	<b>57/19</b>	<b>148</b>	<b>100</b>	<b>48</b>	<b>0-0</b>	<b>3-25</b>	<b>13</b>	<b>2</b>	<b>3</b>	<b>40</b>

##### Postseason Defensive Statistics

Tackles	GP/GS	TT	UT	A	S-Yds	I-Yds	PD	FF	FR	SpT
1994 Patriots	1/0	0	0	0	0-0	0-0	0	0	0	0

##### Single-Game Career Highs

Tackles – 12 vs. Miami (9/10/95)

Unassisted Tackles – 9 vs. Miami (9/10/95)

Assists – 6 vs. Miami (1/2/94)


Interceptions – 1 (3 times) Most recent at Atlanta (10/1/95)

#### PATRIOTS DEFENSE STANDING PAT

The Patriots' defense stood their ground against some of the league's top individual performers in 1995, yet only allowed two 100-yard rushers and two 300-yard passing performances all season. They were 0-2 when allowing the opponent to rush for over 100 yards and 1-1 when they allowed the enemy quarterback to pass for 300 yards.



## 21 RICKY REYNOLDS

**Cornerback****5-11 • 190 • 10th Year****UFA (Tampa Bay) '94****Washington State****Born: January 19, 1965****Sacramento, Calif.**

**Transactions:** Ricky Reynolds signed with the New England Patriots as an unrestricted free agent on April 11, 1994 after the Tampa Bay Buccaneers removed his "transition player" status ... he was originally drafted by the Buccaneers in the second round of the 1987 NFL draft (36th player selected) and signed July 18, 1987 ... granted free agency (2/1/92) and re-signed with the Buccaneers on August 18, 1992 ... designated one of the Buccaneers' two transition players on February 25, 1993 ... granted unconditional free agency (2/17/94).

**Extra Points**

- Ricky's cousins include Milwaukee Brewers left fielder Greg Vaughn and former major leaguer Jerry Royster.
- Ricky is the only player to intercept Joe Montana twice in one game.
- He is an avid fisherman who aspires to take up the sport professionally after his NFL career. He caught a 35 lbs. King fish during the '95 offseason.

**NFL Career GP/GS (regular season 136/129, postseason 1/1):** Reynolds has been an NFL starter and a consistent one-on-one coverage defender since being drafted in 1987 ... scored two touchdowns in 1994, the fourth and fifth of his career ... he has now scored twice on interception returns, twice on fumble recovery returns and once on the return of a blocked punt ... he still owns the Tampa Bay record with 118 career passes defended and remains third among Tampa Bay's all-time interception leaders with 17 career picks. **1995 (16/16):** Reynolds started every game at left cornerback, extending his consecutive starting streak to 23 games ... he turned in a career year in '95, finishing the season with career-highs in total tackles (85), solo tackles (68), assists (17), sacks (2.5) and tied his career-high with two forced fumbles ... he snared three interceptions, which was his most since 1990 and tied his third-highest single season performance ... recorded a career-high 85 tackles (68 solo) which ranked fourth on the team ... turned in a tremendous effort in a losing cause vs. Carolina (10/29) when he registered a season-high nine tackles (7 solo) and a career-high 1.5 sacks ... he also made his third interception of the year, which he returned for 4 yards ... he followed that performance with seven solo tackles to help the Patriots to a 20-7 victory over the Jets (11/5) ... turned in his second-best performance of the year in the rematch with the Jets and helped the Patriots to a 31-28 victory with eight tackles (7 solo) ... saw limited action on special teams and totaled three tackles. **1994 (15/10, 1/1):** Started 10 games at left cornerback, including the final seven games during the Patriots' seven-game win streak ... finished eighth on the team with 57 total tackles (50 solos) ... recovered two fumbles, one of which was returned for a touchdown ... recorded two sacks, the fourth and fifth of his career and intercepted the 18th pass of his career ... started the first three



games of the season ... led the Patriots (tied with Chris Slade) with a 10-tackle effort in the home opener vs. Buffalo (9/11) ... 10 tackles tied a career-high by the eight-year veteran set at Minnesota (10/1/89) ... active, but did not play vs. Detroit (9/25) ... played in a reserve role and in nickel defenses vs. Green Bay (10/2), vs. the Raiders (10/9), at the Jets (10/16), vs. Miami (10/30) and at Cleveland (11/6) ... forced a fumble and recorded his first sack of the season at New York (10/16) in reserve action ... recorded five solo tackles, including his second sack of the game vs. San Diego (11/20) ... intercepted a Boomer Esiason pass and returned it 11 yards for a touchdown in a 24-13 victory over the Jets (12/4), the fourth touchdown of his career ... scored again two weeks later in a 41-17 victory at Buffalo (12/18) when he returned a fumble 25 yards for a touchdown ... recovered a second fumble, which resulted in another touchdown ... recorded seven solo stops in the game ... recorded six solo tackles in the Patriots' 13-3 playoff-clinching victory over Chicago (12/24) ... closed out the year with seven solo stops in the playoff game at Cleveland (1/1/95).

**1993 (14/13-Tampa Bay):** Started 13 games for the Bucs, 11 at right cornerback and two at left cornerback ... had his 50 game consecutive starting streak snapped when he was listed inactive against Detroit (10/3) due to a shoulder injury ... finished the season with 60 total tackles, including his third career sack and an interception ... limited Green Bay's All-Pro wide out Sterling Sharpe to just 43 yards receiving on six catches ... turned in a season-high eight tackles and two passes defended vs. San Francisco (11/14) ... recorded seven tackles at Chicago (9/26) ... snared his only interception of the season, the 17th of his career, at the Giants (9/12).

**1992 (16/16-Tampa Bay):** Started every game at left cornerback and set a Bucs record with 24 passes defended (unofficial statistic) ... earned All-Pro recognition from *Pro Football Weekly* following the season ... recorded at least two passes defended in seven games and knocked away a season-high five pass attempts vs. Indianapolis (10/4) ... turned in a stellar performance vs. Green Bay (9/13) when he recorded eight tackles, forced a Harry Sydney fumble, returned another fumble for a touchdown and intercepted his first pass of the season in a 31-3 triumph ... he was selected *The Sporting News'* NFL Defensive Player of the Week for his performance ... registered six tackles, including the second sack of his career, and two passes defended in a 20-17 victory vs. Chicago (11/5) ... his second interception of the season came vs. Minnesota (11/8).

**1991 (16/16-Tampa Bay):** Started all 16 games at left cornerback and recorded 45 tackles ... recorded his first NFL sack at Minnesota (11/3) when he knocked quarterback Rich Gannon out of bounds for a two-yard loss ... intercepted passes at Detroit (9/29) and vs. Green Bay (10/27) ... his interception vs. Green Bay was a spectacular, diving grab in the end zone ... led the Bucs with 10 passes defended.

**1990 (15/15-Tampa Bay):** Started the final 15 games at left corner ... missed the season opener at Detroit (9/9) after an extended holdout ... signed prior to the start of the season, but was designated as a roster exemption for the first game and was not activated until September 14 ... finished the season with 49 total tackles, three interceptions and 13 passes defended ... recorded a season-high seven tackles at Minnesota (9/30) ... grabbed one interception apiece vs. Dallas (10/21), Atlanta (12/2) and at Chicago (12/23) ... earned Special Teams Player of the Week honors following a three-tackle outing vs. Detroit (9/23) ... blocked one kick, the third of his career, on a field goal attempt vs. Chicago (11/4).

**1989 (16/15-Tampa Bay):** Started the first 15 games of the season at left cornerback, but had his 43-game consecutive starting streak snapped in the season finale vs. Pittsburgh (12/24) due to an ankle injury ... he was able to play in the game and intercepted his fifth pass of the season, a career-high ... recorded 71 tackles during the year, the third straight season to exceed the 70-tackle plateau ... scored his first and second career touchdowns in back-to-back games, a 68-yard interception return vs. Detroit (10/15) and a 33-yard return of his own blocked punt at Washington (10/22) ... one of his most memorable performances came against San Francisco (9/17) when he intercepted two Joe Montana passes and broke up five additional attempts ... selected as the Bucs' Player of the Game against both San Francisco and Detroit (10/15) ... recorded a career-high 10 tackles at Minnesota (10/1) ...



intercepted a pass vs. Green Bay (12/3). **1988 (16/16-Tampa Bay):** Started every game for the Bucs and recorded a career-high 74 tackles (64 solos) ... led the team with 22 passes defended ... finished the year with four interceptions ... first career interception came at New Orleans (9/25) ... remaining interceptions were recorded at Indianapolis (10/16), vs. Buffalo (12/4) and at New England (12/11) ... totaled a season-high nine tackles on two occasions – vs. Miami (10/30) and at Detroit (11/13). **1987 (12/12-Tampa Bay):** Started every non-strike game for the Bucs at left cornerback ... started in his NFL debut, a 48-10 victory over Atlanta ... selected by *Pro Football Weekly* as the NFL's top rookie cornerback ... led all Bucs defensive backs and finished second on the team with 70 total tackles (58 solos) ... led the team with 16 passes defended ... totaled a season-high six tackles, two passes defended, a forced fumble and a pair of special teams tackles vs. Chicago (10/25).

**College:** A four-year letterman and three-year starter at Washington State (1983-86) ... finished his collegiate career with 179 tackles, six interceptions, 27 passes defended and four blocked kicks ... in 1986, he finished second on the team in tackles with 77 and led the Cougars with 12 passes defended and three blocked kicks ... he blocked two kicks in one game against San Jose State ... following the season, he was selected to play in the annual Blue-Gray All-Star Game ... as a junior, he returned a blocked punt 35 yards for a touchdown.

**Personal:** Derrick Scott Reynolds was born on January 19, 1965 in Sacramento, Calif. ... a prep star in football and track at Luther Burbank High in Sacramento, Calif. ... he played running back and defensive back and was one of the school's top sprinters (10.6 in the 100 meters) ... his wife, Pamela Qualls Reynolds, was also a track star at Burbank High and Washington State ... the two are very active in the Tampa community, and both acted on the board of directors for the Rembrandt Boys and Girls Club in Tampa ... Ricky has worked closely with the Center of Excellence to form the Ricky Reynolds "A Team" - an organization which rewards children for earning high grades ... he is also a member of the board of directors of the Tampa chapter of Daytop, a national drug and alcohol counseling program ... majored in sociology at Washington State ... has studied the art of tae kwon do and enjoys working on complicated jigsaw puzzles ... Ricky and Pam have two children, Renea Nicole (8/10/92) and Darius Lamar (2/25/94).

#### RICKY REYNOLDS' NFL STATISTICS Regular Season Defensive Statistics

Year Team	G/S	TT	UT	A	S-Yds	PD	FF	FR	SpT
1987 Buccaneers	12/12	70	58	12	0-0	16	2	0	3
1988 Buccaneers	16/16	74	64	10	0-0	22	1	1	1
1989 Buccaneers	16/15	71	66	5	0-0	21	2	2	2
1990 Buccaneers	15/15	49	36	13	0-0	13	0	2	7
1991 Buccaneers	16/16	45	33	12	1-2	10	1	0	1
1992 Buccaneers	16/16	65	56	9	1-3	24	1	2	0
1993 Buccaneers	14/13	60	50	10	1-0	12	1	0	2
1994 Patriots	15/10	57	50	7	2-18	6	1	2	0
1995 Patriots	16/16	85	68	17	2.5-21	9	2	1	3
<b>Totals-9 yrs</b>	<b>136/129</b>	<b>576</b>	<b>481</b>	<b>95</b>	<b>7.5-44</b>	<b>133</b>	<b>11</b>	<b>10</b>	<b>19</b>

#### Regular Season Interceptions

Year Team	No	Yds	Avg	Lg	TD
1987 Buccaneers	0	0	0.0	0	0
1988 Buccaneers	4	7	1.8	7	0
1989 Buccaneers	5	87	17.4	68t	1
1990 Buccaneers	3	70	23.3	46	0
1991 Buccaneers	2	7	3.5	7	0
1992 Buccaneers	2	0	0.0	0	0
1993 Buccaneers	1	3	3.0	3	0
1994 Patriots	1	11	11.0	11t	1
1995 Patriots	3	6	2.0	4	0
<b>Totals-9 yrs</b>	<b>21</b>	<b>191</b>	<b>9.1</b>	<b>68t</b>	<b>2</b>



**Additional Statistics**

Touchdowns (5) – 1989 (2) 68-yard interception return and 33-yard blocked punt return; 1992 (1) fumble return; 1994 (2) 11-yard interception return and 25-yard fumble return

Blocked Kicks (3) – 1987 (1), 1989 (1), 1990 (1)

**Postseason Defensive Statistics**

Year	Team	G/S	TT	UT	A	S-Yds	PD	FF	FR	SpT
1994	Patriots	1/1	7	7	0	0-0	0	0	0	0

**Single-Game Career Highs**


Total Tackles – 10 (twice) Most recent vs. Buffalo (9/11/94)

Sacks – 1.5 vs. Carolina (10/29/95)

Interceptions – 2 vs. San Francisco (9/17/89)

Passes Defensed – 5 (twice) Most recent vs. Indianapolis (10/4/92)

VETERANS

**76 WILLIAM ROBERTS**

Guard

6-5 • 298 • 13th Year

Free Agent 1995

Ohio State

Born: August 5, 1962

Miami, Fla.

**Pro Bowls (1): 1990**

**Transactions:** William Roberts was signed by the Patriots as a free agent on July 23, 1995 ... he was originally drafted by the New York Giants in the first round of the 1984 NFL draft (27th pick overall) and by the New Jersey Generals in the 1984 USFL territorial draft ... signed with the Giants on June 4, 1984 ... placed on injured reserve with a knee injury (7/20/85) and missed the entire season ... granted free agency on February 1, 1991 ... re-signed with the Giants (8/29/91) ... activated on Sept. 2, 1991 ... granted unconditional free agency on Feb. 17, 1994 ... re-signed by Giants (7/17/94) ... released by Giants on May 17, 1995.

**Extra Points**

- William's nickname is "The Big Dog."
- William chairs the W.H. Roberts Foundation which he formed to give support to charitable causes geared toward youth programs and the fight against incurable diseases, birth defects and paralysis. On April 11-14, 1996, he began the first annual Celebrity Golf Challenge to benefit the fight against Sickle Cell Anaemia.
- William's father, Cleveland, is a school counselor in Miami, Fla.
- William was a member of the Giants' Super Bowl XXI and Super Bowl XXV Championship teams.

**Pro Career: GP/GS (regular season 167/138, postseason 11/11):** Roberts was a fixture on the Giants' offensive line for a decade in New York ... the original "Big Dog" was a member of the Giants' Super Bowl teams in 1986 and 1990 ... missed the 1985 season due to a preseason knee injury, but



has not missed a game since his return – 156 consecutive games played. **1995 (16/11):** Roberts joined the Patriots during training camp ... he played in every game, starting the final 11 games of the season ... he was inserted into the starting lineup after the fifth game of the season at Kansas City (10/15) and helped solidify one of the strongest units in the league ... he allowed just one sack all season, none as a starter ... helped pave the way for Curtis Martin, who set franchise rushing records with 1,487 yards and 14 touchdowns as a rookie ... prior to his insertion into the starting lineup, Martin was averaging just 51.4 yards per game ... in his final 11 games, Martin averaged 111.8 yards per game and scored 12 of his 14 rushing touchdowns. **1994 (16/15-Giants):** Voted team captain prior to the 1994 season ... had a streak of 44 consecutive starts snapped when he did not start vs. Cincinnati (12-11) because of a back strain suffered while lifting weights ... hobbled by an ankle sprain during the season. **1993 (16/16, 2/2-Giants):** Earned second-team All-Pro honors from *Football Digest* ... held left side of line together during the second half of the season as tackle John Elliott gave way to Eric Moore when Elliott's herniated disc forced him to miss five of last seven games. **1992 (16/15-Giants):** Missed first start in four years at Chicago (9-21) because of an illness ... his play helped running back Rodney Hampton to gain 1,141 yards and score 20 rushing touchdowns ... his 20 touchdowns ranked third in team history. **1991 (16/16-Giants):** Earned All-NFC recognition as he opened the running lanes for Hampton's first 1,000-yard season. **1990: (16/16, 3/3-Giants):** Earned a trip to the Pro Bowl and was an honorable mention All-NFL while playing for Giants in Super Bowl XXV ... helped Ottis Anderson to 11 rushing touchdowns during the season. **1989 (16/16, 1/1-Giants):** Made the transition from tackle to left guard after six seasons of playing time at each tackle position. **1988 (16/13-Giants):** Played entire season at left tackle, sharing time the final three games with rookie tackle Jumbo Elliott. **1987 (12/12-Giants):** Replaced right tackle Karl Nelson, who was sidelined due to an injury, after three seasons of playing left tackle. **1986 (16/0, 3/3-Giants):** Utilized in short-yardage situations at tackle and third tight end and also participated on special teams. **1985 (0/0-Giants):** Spent the entire season on injured reserve after sustaining a knee injury early in training camp. **1984 (11/8, 2/2-Giants):** Won the starting left tackle position at training camp ... started first eight games of the season at that position before a severe ankle injury forced him to miss five weeks ... came back to play the final three regular season games before regaining his starting position in the playoffs.

**College:** A four-year letterman and senior year team captain as an offensive tackle at Ohio State ... All-American and All-Big 10 choice as a senior ... Ohio State made trips to the Fiesta, Liberty and Holiday Bowls during his career.

**Personal:** William Harold Roberts was born on August 5, 1962 in Miami, Fla. ... he was a two-time football MVP and captain in both football and basketball at Carol City High in Miami, Fla. ... brother, Alton, played DE for the Cincinnati Bengals of the NFL and the Saskatchewan Roughriders of the CFL, and cousin, Reginald Sanilands, played for Memphis of the USFL.

### WILLIAM ROBERTS' NFL STATISTICS

#### Miscellaneous Statistics


Fumbles Recovered (4) – 1984 (1), 1988 (2), 1993 (1).

### NO PRESSURE

The Patriots' offensive line has allowed a minimal amount of defensive pressure on their quarterbacks over the last three seasons. In 1992, prior to Drew Bledsoe's arrival, the Patriots' line surrendered 65 sacks for 458 yards. In the last three seasons (1993-95), the line has only allowed a total of 72 sacks for 464 yards.



## 71 TODD RUCCI



Offensive Guard  
6-5 • 291 • 4th Year  
Draft: 2b (51st) '93  
Penn State  
Born: July 14, 1970  
Upper Darby, Pa.

VETERANS

**Transactions:** Todd Rucci was drafted by the Patriots in the second round of the 1993 NFL draft (51st player selected) with one of the selections acquired from Miami in exchange for wide receiver Irving Fryar.

**NFL Career GP/GS (regular season 21/16, postseason 1/1):** Rucci started in his NFL debut, but missed 14 games his rookie year after suffering a torn right pectoral muscle while lifting weights ...

he returned from the injury to regain his starting position in 1994 ... he lost that starting position in 1995 and will have to compete with Bob Kratch for the starting duties in 1996. **1995 (6/5):** Rucci opened the 1995 season as the starter at right guard, but lost that role in the sixth game of the season when he was replaced by Bob Kratch prior to the Kansas City contest (10/15) ... he saw action in a reserve role ... he was reported among the Patriots' inactives prior to each of the remaining 10 games of the season. **1994 (13/10, 1/1):** Started the final 10 games of the season and the Patriots' playoff game at Cleveland after replacing an injured Doug Skene (knee) vs. the Raiders (10/9) ... played on punt coverage and field goal teams ... downed a "pooch" punt at the one-yard line in a 24-13 victory vs. the Jets (12/4) ... allowed only 1.5 sacks in 10 starts at right guard on a unit which only allowed 22 sacks all season. **1993 (2/1):** Started in his professional debut in the 1993 season opener at Buffalo (9/5) ... played, but did not start, the following week vs. Detroit (9/12) ... suffered a torn right pectoral muscle prior to the third game of the season and was placed on the reserve injured list (9/17) for the remainder of the year ... the injury occurred while lifting weights ... he spent the remainder of the year rehabilitating from the injury.

**College:** Proved to be a superb pass protector and an aggressive drive blocker in Joe Paterno's system at Penn State (1989-92) ... originally recruited to Penn State as a defensive lineman, but made the successful transition to offense in the spring of 1990 ... played right tackle for the Nittany Lions from 1990 through 1992 ... started five of final six games at right tackle in 1992 as a senior ... received the Red Worrell Award as the most improved offensive player in the 1991 spring drills ... played in every game as a sophomore, averaging over 12 minutes of action in each contest ... competed among the defensive linemen as a freshman.


**Personal:** Todd L. Rucci was born on July 14, 1970 in Upper Darby, Pa ... he was an all-state selection as a senior at Upper Darby (Pa.) High and was selected to play in Pennsylvania's Big 33 All-Star football game in 1988 ... did not play football as a junior ... majored in health education at Penn State ... single.

### Extra Points

- Todd was originally recruited to Penn State as a defensive end.
- Todd is a partner of a health and fitness center in Upper Darby, Pa.
- One of Todd's favorite leisure activities is jet skiing.



## 95 DWAYNE SABB



Linebacker

6-4 • 248 • 5th Year

Draft: 5 (116th) '92

New Hampshire

Born: October 9, 1969

Jersey City, N.J.

**Transactions:** Dwayne Sabb was drafted by the Patriots in the fifth round of the 1992 draft (116th player selected) ... the Patriots acquired the pick from Tampa Bay in exchange for Jesse Solomon ... signed by the Patriots on July 15, 1992 ... became a restricted free agent on Feb. 17, 1995, but re-signed with the Patriots on May 24, 1995..

**NFL Career GP/GS (regular season 57/17, postseason 1/0):** Sabb has registered 94 career tackles in four seasons with the Patriots ... has started 10 games at left outside linebacker and seven games at right outside linebacker ... he held the starting responsibilities for the first half of the 1994

season before platooning with rookie OLB Willie McGinest ... with the switch to the 4-3 alignment, McGinest will move to defensive end and Sabb will once again have an opportunity to compete for a starting position. **1995 (12/0):** Sabb played in 12 games, but did not start for the first time in his career ... his playing time was limited almost exclusively to special teams, where he totaled seven tackles (6 solo) ... he totaled a career-low four solo defensive tackles in limited time ... he was reported among the Patriots' inactives at New York (11/5) and in each of the final three games of the season. **1994 (16/8, 1/1):** Started seven of the first eight games of the season at left outside linebacker ... was not credited with a start in the home-opener when the Patriots opened in a nickel defense vs. Buffalo (9/11) ... started his eighth game of the season at Buffalo (12/18) and finished the year with a career-high 40 tackles ... split time at left outside linebacker with rookie Willie McGinest throughout the season, and still set personal career-highs with 3.5 sacks and 40 tackles ... intercepted his first NFL pass against Dan Marino in the season-opener at Miami (9/4) and assisted on a sack for 4 yards ... posted six tackles (a season-high), including a 5-yard sack, the following week vs. Buffalo (9/11) ... added a sack the following week at Cincinnati (9/18) to give him 2.5 sacks in the first three weeks of the season ... repeated his season-high with six stops vs. the Raiders (10/9) ... picked off his second pass of the season in that Raiders game ... closed out the year with an assist in the Patriots' playoff game at Cleveland. **1993 (14/7):** Started seven games at right outside linebacker ... shared playing time with rookie linebacker Chris Slade ... finished the season ranked 15th on the team with 30 total tackles, including two quarterback sacks ... added three solo stops on special teams ... tied his career-high with seven

## Extra Points

- Dwayne rang in the New Year by celebrating the birth of his first child, Alyana. She was born at 12:44 a.m. on Jan. 1, 1996 – the first newborn of the year in Providence, R.I.
- Dwayne was selected to the 50th Anniversary All-Time Yankee Conference Team in 1996.
- Dwayne's brother, Arthur, was drafted by the Utah Jazz in 1987.
- Dwayne was the city champion in Jersey City throwing the discus in high school, earning all-city and all-country track and field honors.





tackles at Pittsburgh (12/5) ... recorded his first sack and forced fumble of the season when he swatted the ball away from Pittsburgh's Neil O'Donnell in the third quarter of the 17-14 loss to the Steelers ... added his second sack of the season the following week in a 7-2 victory over Cincinnati (12/12). **1992 (15/2):** Played in 15 games with two starts at left outside linebacker during his rookie season ... replaced Andre Tippett in the starting lineup at Buffalo (11/1) and vs. New Orleans (11/8) after Tippett pulled a muscle ... finished with 20 tackles (14 solos) ... added five tackles on special teams ... recorded first career sack when he dropped Jim Kelly for a two-yard loss in his first NFL start at Buffalo (11/1) ... he also forced Thurman Thomas to fumble (which was picked up and returned for a touchdown by Vincent Brown) and earned Miller Lite Player of the Game honors for his efforts ... turned in a career-high seven-tackle outing (four solos) in his second start vs. New Orleans (11/8).

**College:** First-team All-American as selected by Associated Press, *The Poor Man's Guide to the NFL Draft*, and Kodak ... selected Division I-AA Defensive Player of the Year by Kodak and *The NFL Draft Report* ... chosen New England Defensive Player of the Year by the Associated Press and also earned All-Yankee Conference first-team honors ... recorded 87 tackles (51 solos), 18.5 sacks, one fumble recovery, four forced fumbles, three interceptions and four passes defended in 1991 ... finished career with 48.5 sacks and 67 quarterback pressures ... earned Division I-AA National Player of the Week honors by recording 13 tackles (seven solos), two sacks, a pass deflection and a forced fumble in a 35-28 win over Massachusetts ... All-Yankee Conference choice in 1990 junior season after notching 44 tackles (36 solos), 16 sacks, two fumble recoveries, one forced fumble and six passes defended ... manned the left defensive end spot during 1989 sophomore season and finished with 44 tackles (30 solos), 11 sacks and three passes defended ... used mostly as a pass rusher during freshman season ... recorded 33 tackles (11 solos), five sacks, one fumble recovery and one forced fumble ... was redshirted in 1987.

**Personal:** Dwayne Irving Sabb was born on October 9, 1969 in Jersey City, N.J. ... was all-city and all-conference selection at Hudson Catholic High in Jersey City, N.J. ... played in the Jersey High School North-South All-Star Game after his senior year ... earned his degree in economics at New Hampshire ... president of the Pro Sports and Entertainment, Inc., an organization which helps market athletes for product endorsements and promotes concert events ... remains active in schools and churches in his hometown of Jersey City, N.J. ... Dwayne celebrated the birth of his first child, Alyana, on New Year's Day 1996 ... she was born at 12:44 a.m. ... Alyana was the first birth in Providence in the New Year.

#### DWAYNE SABB'S NFL STATISTICS Regular Season Defensive Statistics

Year	Team	G/S	TT	UT	A	S-Yds	I-Yds	PD	FF	FR	SpT
1992	Patriots	15/2	20	14	6	1-2	0-0	0	1	0	5
1993	Patriots	14/7	30	21	9	2-18	0-0	0	1	0	3
1994	Patriots	16/8	40	27	13	3.5-10	2-6	3	2	0	2
1995	Patriots	12/0	4	4	0	0-0	0-0	0	0	0	7
<b>Totals-4 yrs</b>		<b>57/17</b>	<b>94</b>	<b>66</b>	<b>28</b>	<b>6.5-30</b>	<b>2-6</b>	<b>3</b>	<b>4</b>	<b>0</b>	<b>17</b>

#### Postseason Defensive Statistics

Year	Team	G/S	TT	UT	A	S-Yds	I-Yds	PD	FF	FR	SpT
1994	Patriots	1/0	1	0	1	0-0	0-0	0	0	0	0

#### Additional Statistics

Kickoff Returns – 1993 (2 for 0 yards)

#### Single-Game Career Highs

Tackles – 7 (twice) Most recent at Pittsburgh (12/5/93)

Unassisted Tackles – 6 at Pittsburgh (12/5/93)


Assists – 3 (3 times) Most recent vs. Green Bay (10/2/94)

Sacks – 1 (6 times) Most recent at New York Jets (10/16/94)





## 75 PLO SAGAPOLUTELE



Defensive Tackle

6-6 • 297 • 6th Year

UFA (Cleveland) '96

San Diego State

Born: November 28, 1969

America Samoa

(SANG-a-POO-la-tel-lee)

**Transactions:** Plo Sagapolutele was signed by the Patriots as an unrestricted free agent on March 20, 1996 after five seasons of service to the Cleveland Browns ... he was originally drafted by the Browns in the fourth round (85th selection) of the 1991 NFL draft ... granted free agency Feb. 17, 1994 and re-signed with the Browns on May 11, 1994 ... granted unconditional free agency (2/17/95), but again was re-signed by the Browns (4/17/95) ... became an unrestricted free agent on Feb. 15, 1996 and signed with the Patriots.

### Extra Points

- Plo has volunteered for many charitable events, including work with the Red Cross, the Cystic Fibrosis Foundation, Multiple Sclerosis, the Lung Association, YMCA groups, and a number of anti-drug and alcohol campaigns.
- Plo was born in America Samoa. He has seven brothers and four sisters.

**NFL Career GP/GS (regular season 63/11, postseason 0/0):** Sagapolutele has tremendous size and strength ... in five seasons with the Browns, he has served as a reliable reserve along the interior defensive line ... in that time, he has accumulated 70 career tackles, including two sacks. **1995 (15/3—Cleveland):** Started three of 15 games for the Browns at left defensive tackle ... finished the season with a career-high 33 total tackles (12 solo), nearly equaling his career total of 37 entering the season ... recorded an assist on a quarterback sack, the first since his rookie season in 1991 ... opened the season as a reserve, playing behind former Patriots nose tackle Tim Goad ... he received his first opportunity to start in four years at Detroit (10/8) and totaled three tackles (2 solo) ... started again vs. Pittsburgh (11/26), finishing with two solo tackles ... started the following week at San Diego (12/3) and was credited with three defensive stops ... turned in a career-high the following week at Minnesota (12/9) when he recorded five tackles in a reserve role. **1994 (11/0, 0/0—Cleveland):** He received limited playing time in 11 games and finished the season with 11 tackles (five solo) and a pass defended ... opened the season

### BROWN OUT

The Patriots made the most of the Cleveland "Brown-Out" after the 1995 season. The Browns' head coach joined the Patriots staff for the 1996 season, filling the vacancy at the secondary coach position. After the announcement was made of his arrival, the Patriots lured three of his former pupils from Cleveland to New England. Those players and the positions they will compete at are listed below:

Name	Pos.	Ht.	Wt.	Yr.	College
Rich McKenzie	DE	6-2	258	2	Penn State
Plo Sagapolutele	DT	6-6	297	6	San Diego State
Tom Tupa	P/QB	6-4	230	9	Ohio State



on the inactive list, but came off the bench the following week vs. Pittsburgh (9/11) and was credited with two tackles ... replaced Michael Dean Perry in a game at Denver (10/30) after Perry left with a bruised shoulder and recorded two tackles ... played just one play at Dallas (12/10) on a goal line situation and made the solo tackle ... reported among the inactives in each of the two playoff games. **1993 (8/0–Cleveland):** Played in eight games and totaled just six tackles ... reported among the Browns' inactives prior to eight contests, including the first four of the season ... had two tackles in a win over New Orleans (12/5). **1992 (14/0–Cleveland):** Received limited playing time in 14 games and totaled six tackles for the season ... blocked a Jason Hanson 57-yard field goal attempt at Detroit (12/13). **1991 (15/8–Cleveland):** Started eight of 15 games as a rookie, but finished the season with just 14 tackles, including 1.5 sacks and two passes defended ... was selected to *Pro Football Weekly's* All-Rookie team at season's end ... made his NFL starting debut at left defensive end at San Diego (10/20) and recorded an 8-yard sack among his four tackles that day ... he was responsible for the game-winning score by putting pressure on QB John Friesz, who reacted by throwing a bad pass, which was picked off by David Brandon and returned to give the Browns a 30-24 overtime victory.

**College:** Sagapolutele was a three-year starter and an All-WAC selection at San Diego State ... selected to play in the Hula Bowl and Blue-Gray All-Star games ... recorded 30 tackles (18 solo), including two sacks, six tackles for losses, one caused fumble and three passes defended as a senior ... his junior year, he totaled 44 tackles (17 solo) with 3.5 sacks and nine tackles for a loss.

**Personal:** Pio Alike Sagapolutele was born November 28, 1969 in America Samoa, but attended high school in Hawaii ... earned first-team all-state honors while starring at Maryknoll High in Honolulu, Hawaii ... earned three letters in football and received All-Interscholastic League honors in both his junior and senior seasons ... he plans to return to Hawaii after his playing career and volunteer his time working with low income families ... single.

#### PIO SAGAPOLUTELE'S NFL STATISTICS


##### Regular Season Defensive Statistics

Year	Team	G/S	TT	UT	A	S-Yds	I-Yds	PD	FF	FR	SpT
1991	Browns	15/8	14	8	6	1.5-8	0-0	2	0	0	0
1992	Browns	14/0	6	4	2	0-0	0-0	1	0	0	0
1993	Browns	8 /0	6	3	3	0-0	0-0	0	0	0	0
1994	Browns	11/0	11	5	6	0-0	0-0	1	0	0	0
1995	Browns	15/3	33	12	21	0.5-0.5	0-0	0	0	0	0
<b>Totals-5 yrs</b>		<b>63/</b>	<b>1170</b>	<b>32</b>	<b>38</b>	<b>2-8 .5</b>	<b>0-0</b>	<b>4</b>	<b>0</b>	<b>0</b>	<b>0</b>

##### Additional Statistics

Blocked Field Goal Attempts (1) – 1992 (1 at Detroit on Dec. 13)

## 18 BILL SCHROEDER



Wide Receiver

6-2 • 198 • 2nd Year

Trade (Green Bay) '95

Wisconsin-La Crosse

Born: January 9, 1971

Eau Claire, Wisconsin

**Transactions:** Bill Schroeder was acquired by the Patriots in a trade with the Green Bay Packers on August 11, 1995 (along with TE Jeff Wilner) in



exchange for C Mike Arthur ... waived injured (foot) by the Patriots on August 26, 1995 and re-signed and placed on Injured Reserve on August 28, 1995 ... originally drafted by the Green Bay Packers with their third of four sixth-round draft selections (181st overall) in the 1994 NFL draft ... released by Green Bay (8/28/94) and re-signed to team's practice squad (8/30/94) ... signed to active roster on December 29, 1994.

**NFL Career GP/GS (regular season 0/0, postseason 2/0):** Schroeder is a great all-around athlete ... a collegiate

track star who played just one season of football at Wisconsin-La Crosse ... he and Ferric Collons each came to the Patriots via trades with Green Bay – both had playoff experience, but neither had any regular season playing experience. **1995 (0/0):** The Patriots acquired the speedster in a trade with the Green Bay Packers during the preseason (8/11) ... played in the Patriots' final two preseason games, but suffered a broken bone in his foot in the preseason finale and spent the entire 1995 season on the injured reserve list. **1994 (0/0, 2/0):** He was drafted by the Packers in the sixth round of the 1994 draft and spent most of his rookie season on the Green Bay practice squad ... activated from the practice squad, following the Dec. 29, 1994 season-ending neck injury to Sterling Sharpe ... saw action on special teams in both playoff contests – vs. Detroit (Dec. 31) and at Dallas (Jan. 8).

**College:** Played just one season of college football and totaled 30 receptions for 752 yards (25.1 avg.) and eight touchdowns and helped Wisconsin-La Crosse win the Wisconsin State University Conference championship ... excelled as a return man for the Eagles, averaging 24.8 yards on 22 kick returns and 12.1 yards on 27 punt returns ... recorded four 100-yard performances, including a career-high 174 yards and a touchdown vs. UW-Whitewater ... added 162 yards and three touchdowns on just five receptions vs. UW-Eau Claire ... had an excellent outing in NAIA Playoffs, including a seven-reception effort for 149 yards and two touchdowns vs. St. John's University ... returned a kickoff 96 yards for a touchdown vs. UW-River Falls ... had an outstanding four-year track career at UW-La Crosse and named NCAA Division III All-American 17 times ... won Division III titles in the triple jump in 1992 and the long jump in 1993 ... a 16-time conference champion who left UW-La Crosse holding eight school track records ... identified by the U.S. Track and Field Olympic Development Committee as one of the nation's emerging decathletes ... his best performances: 25'6.5" in the long jump, 51'1.75" in the triple jump, 21.57 in the 200 meters and 208'1" in the javelin.


**Personal:** William Fredrichoho Schroeder was born January 9, 1971 in Eau Claire, Wisc. ... a prep standout at Sheboygan (Wisc.) South High, where he earned four letters in track, two in football and two in basketball ... played quarterback, defensive back and returned punts and kicks for his prep team ... competed in the 55-meter, 200-meter and long jump at track meets in Wisconsin during his 1995 offseason ... continues to participate in offseason basketball leagues to stay in shape ... actively participates in the community, donating his time to numerous charitable organizations ... majored in physical education/teaching at UW-La Crosse ... single.

## Extra Points

- One of Bill's goals as an athlete is to one day compete for the U.S. in the Olympic Games as a decathlete.
- Bill is a wildlife art dealer whose hobbies include hunting, fishing and playing golf.
- Friends convinced Bill to tryout for football as a senior in college.
- Bill was the fourth member of his family to play college football – following his father, uncle and brother – and the first to play professionally



## 53 CHRIS SLADE



### Linebacker

6-5 • 245 • 4th Year

Draft: 2a (31st) '93

Virginia

Born: January 30, 1971

Newport News, Va.

**Transactions:** Chris Slade was drafted by the Patriots using their own pick in the second round of the 1993 NFL draft (31st player selected) ... he became a restricted free agent on Feb. 15, 1996, but re-signed with the Patriots on May 28, 1996.

### NFL Career GP/GS (regular season 48/37, postseason 1/1):

Slade has played in every game since joining the Patriots as a rookie in 1993 and has started 32 consecutive games ... he has quickly developed into one of the premier pass rushing linebackers in the league ... in his first three years he has accumulated 22.5 sacks – which ranks 13th among the Patriots' all-time sack leaders ... he enters the 1996 season just seven sacks shy of moving into the Patriots' top 10 career sack leaders. **1995 (16/16):** Started every game for the Patriots at right outside linebacker and finished in a tie for second (with Terry Ray) with 95 tackles (71 solo) ... had a career-low four sacks for 16 yards, but helped pressure the quarterback into the direction of teammate Willie McGinest, who finished the season with a career-high 11 quarterback sacks ... despite his low sack production, he was still recognized as one of the dominant forces in the AFC and was selected as an alternate for the Pro Bowl ... earned his first career AFC Defensive Player of the Week honors for his performance in the Patriots' season-opening victory over Cleveland (9/3) when he led the team with 11 tackles, including his first sack of the season ... one of his best games came in a Monday Night victory over Buffalo (10/23) when he delivered eight defensive hits, including a four-yard sack of Jim Kelly, and was involved in two turnovers, forcing one fumble and recovering another ... recorded nine tackles in games vs. Carolina (10/29) and Indianapolis (11/19) ... turned in solo sack performances in both games against the Jets, for a loss of 2 and 9 yards respectively ... scored his first touchdown of his career at Buffalo (11/26) on what was originally recorded as a 27-yard interception return ... it was later ruled that the loose ball Slade caught in mid-air was a Jim Kelly fumble, forced when hit by Willie McGinest ... it was his third career fumble recovery – he has yet to record his first pass interception ... the score came with 57 seconds remaining in the fourth quarter with the Patriots protecting a three-point lead in the game ... the touchdown secured a 35-25 victory and the Patriots' first series sweep of the Bills since 1987 ... he finished the game with eight tackles (6 solo) . **1994 (16/16, 1/1):** Started every game at right outside linebacker and finished the season with a career-high 105 tackles, second only to Vincent Brown (118) ... led the team for the second straight year with 9.5 sacks, eight of which came vs. playoff-bound teams ... of his 9.5 sacks, 7.5 were at Foxboro Stadium ... selected as the Defensive MVP by the 1776 Quarterback Club ... earned

### Extra Points

- Chris Slade and Miami's Terry Kirby are fourth cousins – Chris' grandfather (Louis Slade) and Kirby's grandmother (Francis Kirby) were second cousins.
- Chris and Terry grew up approximately half a mile apart in Tabb, Va. The two have each had their football and basketball jersey numbers retired at Tabb High.





player of the game honors by team sponsors after five games ... opened the season with three tackles and a sack for 9 yards at Miami (9/4) ... recorded a season-high with 10 hits (seven solos) and assisted on a sack the following week in the home-opener vs. Buffalo (9/11) ... earned the E.B. Horn Defensive Player of the Game honors ... made five stops including a 6-yard sack in a 23-17 win over Detroit (9/25) to earn the Staples Star of the Game honors ... deflected a pass at the line of scrimmage which was intercepted by Myron Guyton to seal the victory ... registered eight tackles, including 2.5 sacks in a 17-16 victory vs. Green Bay (10/2), collecting unanimous player of the game honors from Miller Lite, E.B. Horn and Staples ... recorded eight or more tackles in eight of 10 games during a stretch between October 2 through December 11 ... forced a Cris Carter fumble in the Patriots' 26-20 overtime victory vs. Minnesota (11/13) ... set a career-high with 3.5 sacks for 34.5 yards the following week in a 23-17 victory over San Diego (11/20) ... his 3.5 sacks were the most in a game since Andre Tippett recorded 3.5 on October 26, 1986 ... earned Miller Lite Player of the Game, Staples Star of the Game and E.B. Horn Defensive Player of the Game honors for his performance ... tied his season-high with 10 tackles (six solos), including an 18-yard sack which caused a Don Majkowski fumble vs. Indianapolis (12/11), to earn Miller Lite Player of the Game accolades for the third time of the year ... closed out the season with five tackles in the Patriots' playoff game at Cleveland (1/1/95). **1993 (16/5):** Played in all 16 games, starting five at right outside linebacker ... led all AFC rookies with nine sacks, second only to Dana Stubblefield, who led all NFL rookies with 10.5 sacks ... named to the 1993 All-Rookie Team by *Football News* ... his nine sacks were the most by a Patriot rookie since Garin Veris had 10.5 in 1985 ... they were also the most by a Patriot since Andre Tippett recorded 12.5 sacks in 1987 ... finished second among Patriot rookies with 38 tackles, 12th overall on the team ... led the team with three forced fumbles and recovered one ... after a hitless NFL debut at Buffalo (9/5), Slade made an immediate impact in the two ensuing games vs. Detroit (9/12) and Seattle (9/19), combining for 20 hits, including five quarterback sacks ... his three-sack effort vs. Detroit were the most by a Patriot since Andre Tippett made three vs. Dallas in 1987 ... he was selected by a local media panel as the Patriots' Miller Lite Player of the Game ... the following week, he posted a career-high with 11 stops, including two sacks in a losing cause vs. Seattle ... he became the first Patriot to have back to back multiple-sack games since Garin Veris in 1987 ... forced a Jim Kelly fumble on a sack which was recovered by the Patriots in a losing cause vs. Buffalo (11/10) ... closed out the season with a sack in a 33-27 overtime victory vs. Miami (1/2/94).

**College:** Set the ACC's all-time record with 40 quarterback sacks, topping the previous mark of 28, set by Michael Dean Perry of Clemson (1984-87) ... compiled 299 career tackles, ninth in school history ... selected first-team All-American by Associated Press, Football Writers Association, *Football News*, *The Sporting News*, United Press International and Walter Camp ... received *Football News*' Defensive Player of the Year honors ... earned unanimous all-conference honors with 14 sacks among his 74 total tackles as a senior in 1992 ... recorded a season-high 4.5 sacks in a 53-0 victory over Cincinnati ... earned All-American recognition as a junior from *College and Pro Football Newsweekly* (first team), *Football News* (second team) and Associated Press (third team) ... completed his junior year with 99 tackles (30 solo) and 14 sacks ... drew national attention with his single-game, super-human effort vs. Virginia Tech, which included 14 tackles, five quarterback sacks, two passes batted away, a forced fumble and a fumble recovery in the 38-0 shutout ... earned player of the week acclaim from *Sports Illustrated* and *The Sporting News* ... also earned conference player of the week honors ... earned All-American honorable mention recognition from UPI following his sophomore season after playing in 10 games, recording 74 tackles (15 solo), including seven sacks and nine hits for losses ... hauled in a career-high 16 tackles in a game against Maryland late in the 1990 season ... in 1989, he received honorable mention All-American accolades and was twice selected the National Newcomer of the Week (vs. Louisville and Maryland) by *The Sporting News* ... won the Bill Dudley Award, given annually to the top Cavalier freshman.





**Personal:** Christopher Carroll Slade was born on January 30, 1971 in Newport News, Va. ... an All-America Team selection by both *Super Prep* and *Street and Smith's* while starring at Tabb (Va.) High ... received all-state, all-region, all-peninsula and all-district honors as a senior ... was a four-time all-district selection in basketball while becoming the first player in York River District history to score over 1,000 points with over 1,000 rebounds in a career ... played on the same football and basketball team with his cousin, Terry Kirby, now a member of the Miami Dolphins ... majored in sociology at Virginia ... active in community affairs, speaking to school children about the importance of staying in school and achieving goals ... single

### CHRIS SLADE'S NFL STATISTICS

#### Regular Season Defensive Statistics

Year	Team	G/S	TT	UT	A	S-Yds	I-Yds	PD	FF	FR	SpT
1993	Patriots	16/5	38	25	13	9.0-63	0-0	0	3	1	1
1994	Patriots	16/16	105	63	42	9.5-88	0-0	3	4	0	0
1995	Patriots	16/16	95	71	24	4-16	0-0	4	1	2	1
<b>Totals-3 yrs</b>		<b>48/37</b>	<b>238</b>	<b>159</b>	<b>79</b>	<b>22.5-167</b>	<b>0-0</b>	<b>7</b>	<b>8</b>	<b>3</b>	<b>2</b>

#### Postseason Defensive Statistics

Year	Team	G/S	TT	UT	A	S-Yds	I-Yds	PD	FF	FR	SpT
1994	Patriots	1/1	5	4	1	0-0	0-0	0	0	0	0

#### Additional Regular Season Statistics

Touchdowns (1) – 1995 (27-yard fumble return Nov. 26)

#### Single-Game Career Highs

Tackles – 11 (2 times) Most recent vs. Cleveland (9/3/95)

Unassisted Tackles – 8 vs. Cleveland (9/3/95)

Assists – 6 vs. Miami (10/30/94)

Sacks – 3.5 vs. San Diego (11/20/94)

Touchdowns – 1 at Buffalo (11/26/95) on a 27-yard fumble return

### HOME FIELD ADVANTAGE

Chris Slade plays with great emotion and is the kind of player who will bring a home crowd to its feet. In his first three seasons, he has delighted the fans of New England. Of his 22.5 career sacks, Slade has gathered 18.5 before the home field crowd. Below are his sack totals both at home and on the road:

	Games	Sacks	Yards Lost
Home:	24	18.5	143
Away:	24	4.0	24

### PATRIOTS CAREER SACK LEADERS

Chris Slade has been one of the most productive sack artists since entering the league as a rookie in 1993. Below is a list of the franchise's all-time sack leaders:

Sacks	Name	Years
100.0	Andre Tippett	1982-88, 90-93
79.5	Julius Adams	1971-77, 79-85, 87
72.5	Tony McGee	1974-81
54.0	Ray Hamilton	1973-81
45.5	Larry Eisenhauer	1961-69
43.5	Brent Williams	1986-93
39.0	Houston Antwine	1961-71
36.0	Garin Veris	1985-88, 90-91
32.5	Richard Bishop	1976-81
29.5	Don Blackmon	1981-87
29.0	Jim Lee Hunt	1960-71
27.5	Bob Dee	1960-67
<b>22.5</b>	<b>Chris Slade</b>	<b>1993-95</b>
22.5	Rod Shoate	1975-81



## CHRIS SLADE'S CAREER GAME-BY-GAME STATISTICS

## Chris Slade's 1993 Game-By-Game Defensive Statistics

Date	Opponent	G	TT	UT	A	S-Yds	Int	PD	FF	FR	W/L	Score
9/5	at Buffalo	p	0	0	0	0-0	0	0	0	0	L	14-38
9/12	Detroit	S	9	5	4	3-21	0	0	1	1	L	o 16-19
9/19	Seattle	S	11	6	5	2-16	0	0	0	0	L	14-17
9/26	at NY Jets	S	6	5	1	0-0	0	0	0	0	L	7-1
10/10	at Phoenix	S	1	0	1	0-0	0	0	0	0	W	23-21
10/17	Houston	p	3	2	1	0-0	0	0	0	0	L	14-28
10/24	at Seattle	S	0	0	0	0-0	0	0	0	0	L	9-10
10/31	at Indianapolis	p	2	2	0	0-0	0	0	0	0	L	6-9
11/7	Buffalo	p	1	1	0	1-6	0	0	1	0	L	o 10-13
11/21	at Miami	p	1	1	0	1-7	0	0	0	0	L	13-17
11/28	N.Y. Jets	p	0	0	0	0-0	0	0	0	0	L	0-6
12/5	at Pittsburgh	p	0	0	0	0-0	0	0	0	0	L	14-17
12/12	Cincinnati	p	3	2	1	1-8	0	0	0	0	W	7-2
12/19	at Cleveland	p	0	0	0	0-0	0	0	0	0	W	20-17
12/26	Indianapolis	p	0	0	0	0-0	0	0	0	0	W	38-0
1/2/94	Miami	p	1	1	0	1-5	0	0	1	0	W	o 33-27
<b>1993 Totals</b>			16/5	38	25	13	9-63	0	0	3	1	5-11

## Chris Slade's 1994 Game-By-Game Defensive Statistics

Date	Opponent	G	TT	UT	A	S-Yds	Int	PD	FF	FR	W/L	Score
9/4	at Miami	S	3	1	2	1-9	0	0	0	0	L	35-39
9/11	Buffalo	S	10	7	3	0.5-0.5	0	0	0	0	L	35-38
9/18	at Cincinnati	S	2	2	0	0-0	0	0	0	0	W	31-28
9/25	at Detroit	S	5	3	2	1-6	0	0	1	0	W	23-17
10/2	Green Bay	S	8	5	3	2.5-20	0	1	0	0	W	17-16
10/9	L.A. Raiders	S	8	5	3	0-0	0	0	1	0	L	17-21
10/16	at N.Y. Jets	S	5	4	1	0-0	0	0	0	0	L	17-24
10/30	Miami	S	9	3	6	0-0	0	0	0	0	L	3-23
11/6	at Cleveland	S	8	3	5	0-0	0	0	0	0	L	6-13
11/13	Minnesota	S	8	5	3	0-0	0	0	1	0	W	26-20
11/20	San Diego	S	5	3	23.5-34.5	0	0	0	0	0	W	23-17
11/27	at Indianapolis	S	8	4	4	0-0	0	1	0	0	W	12-10
12/4	N.Y. Jets	S	8	5	3	0-0	0	0	0	0	W	24-13
12/11	Indianapolis	S	10	6	4	1-18	0	0	1	0	W	28-18
12/18	at Buffalo	S	3	2	1	0-0	0	1	0	0	W	41-17
12/24	at Chicago	S	5	5	0	0-0	0	0	0	0	W	13-3
<b>1994 Totals</b>			16/16	105	63	42	9.5-88	0	3	4	0	10-6


1/1/95 at Cleveland S 5 1 4 0-0 0 0 0 0 0 L 13-20

## Chris Slade's 1995 Game-By-Game Defensive Statistics

1995	Opponent	G	TT	UT	A	S-Yds	Int	PD	FF	FR	W/L	Score
9/3	Cleveland	S	11	8	3	1-1	0	0	0	0	W	17-14
9/10	Miami	S	6	6	0	0-0	0	0	0	0	L	3-20
9/17	at San Francisco	S	2	2	0	0-0	0	0	0	0	L	3-28
10/1	at Atlanta	S	1	1	0	0-0	0	0	0	0	L	17-30
10/8	Denver	S	7	5	2	0-0	0	0	0	0	L	3-37
10/15	at Kansas City	S	8	7	1	0-0	0	0	0	0	L	26-31
10/23	Buffalo	S	8	5	3	1-4	0	1	1	1	W	27-14
10/29	Carolina	S	9	5	4	0-0	0	0	0	0	L	o 17-20
11/5	at N.Y. Jets	S	5	4	1	1-2	0	1	0	0	W	20- 7
11/12	at Miami	S	5	4	1	0-0	0	0	0	0	W	34-17
11/19	Indianapolis	S	9	5	4	0-0	0	0	0	0	L	10-24
11/26	at Buffalo	S	8	6	2	0-0	0	0	0	1	W	35-25
12/3	New Orleans	S	3	3	0	0-0	0	0	0	0	L	17-31
12/10	N.Y. Jets	S	6	4	2	1-9	0	0	0	0	W	31-28
12/16	at Pittsburgh	S	4	3	1	0-0	0	2	0	0	L	27-41
12/23	at Indianapolis	S	3	3	0	0-0	0	0	0	0	L	7-10
<b>1995 Totals</b>			16/16	95	71	24	4-16	0	4	1	2	6-10



## 29 FRANKIE SMITH



**Cornerback**

**5-9 • 182 • 4th Year**

**Waivers (Miami) '96**

**Baylor**

**Born: October 8, 1968**

**Groesbeck, Texas**

VETERANS

**Transactions:** Frankie Smith was claimed by the Patriots off waivers from Miami on Feb. 27, 1996 ... he was originally drafted by Atlanta in the fourth round (104th selection) of the 1992 NFL draft ... he signed with Atlanta on July 7, 1992, but was released August 25, 1992 ... signed with Miami (3/17/93) and was later released (10/22/93) ... re-signed to the Dolphins practice squad the following day (10/23/93) and was activated a month later (11/29/93) ... released for a final time by the Dolphins in February of 1996.

### Extra Points

- Frankie was a star running back at Groesbeck High and totaled 1,246 yards and 14 touchdowns as a senior.
- Frankie and fellow DB Chico Nelson were each claimed off waivers by the Patriots following their releases from Miami.

**NFL Career GP/GS (regular season 29/4, postseason 2/0):** Smith has spent the past three seasons with the Miami Dolphins and has appeared in 29 games ... he has recorded 61 career tackles, including one quarterback sack ... he has also been a consistent contributor on special teams, providing 18 tackles in the past three seasons. **1995 (11/1, 0/0-Miami):** Smith played in 11 games and made his fourth career regular season start for the Dolphins on Dec. 3 at Atlanta ... he was reported among the Dolphins' inactives prior to their playoff game at Buffalo (12/30) ... finished the season with 22 tackles (16 solo) and two passes defended ... finished fourth on the team with 12 special teams tackles ... recorded a career-high eight tackles at Atlanta (12/3) ... missed five games on the Dolphins inactive list while nursing a hamstring (three games) and a wrist (two games) injury. **1994 (13/2, 2/0-Miami)** Played in 15 games, including two playoff games ... started two regular season games and finished the season with a career-high 30 tackles (23 solo), including his first career sack ... had one pass defended ... recorded four special teams tackles ... posted two tackles in the season opening victory over New England (9/4) ... made his first start of the season the following week at Green Bay (9/11) and had two tackles ... suffered a knee injury in the game and underwent arthroscopic knee surgery on Sept. 15, which caused him to miss the next three games ... returned to the lineup as the team's starting nickel back at Buffalo (10/9) and posted four tackles ... posted two tackles, including his first career sack at Indianapolis (12/18) ... closed out the season with two tackles and an interception in the divisional playoff contest at San Diego (1/8/95). **1993 (5/1-Miami):** Played in five games and finished the season with nine solo tackles and a pass defended ... spent the first five games of the season listed among the Dolphins' inactives ... spent the next five weeks on the Dolphins practice squad until being activated on Nov. 29 ... made his NFL debut in a reserve role against the Giants (12/5) ... started at left cornerback in the season finale and responded by recorded a career-high eight tackles in an overtime loss to the Patriots (1/2/94). **1992 (0/0-Atlanta):** Played in the first preseason game, but was waived on the final roster cut.



**College:** Smith was a four-year letterman (1987-'89, '91) and two-year starter at Baylor ... recorded 61 tackles, two fumble recoveries, nine passes defended, including four pass interceptions during his senior year ... he handled the team's punt return responsibilities as well and averaged 10.5 yards per return ... redshirted the 1990 season after suffering an ankle injury while working out as a fullback ... recorded 42 tackles as a junior in 1989 ... saw limited playing time during his freshman and sophomore seasons.

**Personal:** Frankie L. Smith was born October 8, 1968 in Ft. Worth, Texas ... earned all-state honors as senior at Groesbeck (Texas) High after rushing for 1,246 yards and 14 touchdowns ... was a three-sport standout in football, basketball and track ... single.

### FRANKIE SMITH'S NFL STATISTICS


#### Regular Season Defensive Statistics

Year	Team	G/S	TT	UT	A	Sacks	Ints	PD	FF	FR	SpT
1993	Dolphins	5/1	9	9	0	0	0	1	0	0	2
1994	Dolphins	13/2	30	23	7	1	0	1	0	0	4
1995	Dolphins	11/1	22	16	6	0	0	2	0	0	12
<b>Totals-3 yrs</b>		<b>29/4</b>	<b>61</b>	<b>48</b>	<b>13</b>	<b>1</b>	<b>0</b>	<b>4</b>	<b>0</b>	<b>0</b>	<b>18</b>

#### Postseason Defensive Statistics

Year	Team	G/S	TT	UT	A	Sacks	I-Yds	PD	FF	FR	SpT
1994	Dolphins	2/0	2	2	0	0	1-14	1	0	0	0
1995	Dolphins	0/0	0	0	0	0	0	0	0	0	0
<b>Totals-2 yrs</b>		<b>2/0</b>	<b>2</b>	<b>2</b>	<b>0</b>	<b>0</b>	<b>1-14</b>	<b>1</b>	<b>0</b>	<b>0</b>	<b>0</b>

## 77 LARRY THARPE



**Tackle**

**6-4 • 300 • 5th Year**

**UFA (Arizona) '96**

**Tennessee State**

**Born: November 19, 1970**

**Macon, Ga.**

**Transactions:** Larry Tharpe signed with the Patriots as an unrestricted free agent on April 29, 1996 after playing one season in Arizona ... he was originally drafted by Detroit in the sixth round (145th overall) of the 1992 NFL draft ... signed with the Lions on July 23, 1992 ... placed on injured reserve with back and knee injuries (9/4 to 10/14/92) ... on inactive list with Lions for 15 games in 1994 ... became a restricted free agent on Feb. 17, 1995 and signed with Arizona on March 25, 1995 (Lions received a sixth-round draft pick as compensation) ... became an unrestricted free agent on Feb. 15, 1996 and signed with New England.

### Extra Points

- Larry and Willie Clay were both drafted by the Lions in 1992. Larry was their sixth round selection, two rounds ahead of Willie.
- Larry is a partner in a company which designs men's neckwear.

**NFL Career GP/GS (regular season 32/19, postseason 0/0):** Tharpe served the Lions for three seasons, but saw limited playing time with appearances in just 16 games ... signed with the Cardinals as a restricted free agent in




1995 and started every game. **1995 (16/16–Arizona):** Tharpe anchored both ends of the Cardinals offensive line during his first season with the Cardinals ... he opened the season at right tackle and started the first six games ... injuries plagued the Cardinals offensive line, however, and Tharpe was forced to make the adjustment to left tackle in the seventh game of the season after both Ernest Dye (ruptured achilles tendon) and Joe Wolf (broken left fibula and surgically repaired ankle) both suffered season-ending injuries ... Tharpe stepped in and started each of the final 10 games of the season at left tackle. **1994 (0/0, 0/0–Detroit):** Tharpe served as a reserve offensive tackle behind Lomas Brown but was listed among the Lions' inactives prior to 15 of the 16 regular season games and again vs. Green Bay in their playoff game ... he was active for the game vs. Tampa Bay (11/13), but he did not play ... missed the early portion of training camp during contract negotiations. **1993 (5/3, 0/0–Detroit):** Played in five games with three starting appearances ... he was reported among the team's inactives prior to five other games ... made his first career start in place of the injured Lomas Brown in a 26-20 victory over Arizona (9/26) ... his two other starts came in a 16-13 triumph over the Rams (10/23) and the following week at Tampa Bay (10/30) ... saw action in the fourth quarter of a 23-0 shutout of Tampa Bay (11/7), but did not see action for the rest of the season. **1992 (11/0–Detroit):** Suffered a knee and back injury in the early part of his rookie campaign and missed over four weeks on the injured reserve list (Sept. 4 to Oct. 14) ... returned and played in each of the final 11 games of the season, but did not start ... platooned at right tackle for the final month of the season.

**College:** Tharpe was a three-year starter at right tackle at Tennessee State (1989-91) ... he earned All-Ohio Valley conference honors as a senior and second-team all-conference honors as a junior ... played on the kick coverage teams and totaled 11 special teams tackles, caused six fumbles and recovered four others.

**Personal:** Larry Tharpe was born November 19, 1970 in Macon, Ga. ... he attended Southwest High in Macon, Ga. and earned team Offensive Line-man of the Year honors as a senior ... majored in health, physical education and recreation at Tennessee State.

## 19 TOM TUPA



**Punter/Quarterback**  
**6-4 • 220 • 8th Year**  
**UFA (Cleveland) '96**  
**Ohio State**  
**Born: February 6, 1966**  
**Cleveland, Ohio**

**Transactions:** Tom Tupa signed with the Patriots as an unrestricted free agent on March 15, 1996 after playing three seasons with the Cleveland Browns ... he was originally drafted by the Phoenix Cardinals in the third round (68th selection) of the 1988 NFL draft ... signed with the Cardinals (7/12/88) ... became a restricted free agent (2/1/91) and re-signed with the Cardinals (7/17/91) ... granted unconditional free agency (2/1/92) and signed with Indianapolis (3/31/92) ... released by the Colts on Aug. 30, 1993 and signed with the Browns on Nov. 9, 1993 ... released by the Browns three weeks later (11/24/93) and was re-signed March 30, 1994 ... became an unrestricted free agent on Feb. 15, 1996 and signed with the Patriots.



**NFL Career GP/GS (regular season 77/13, 2/0):**

Tupa is a tremendous talent whose punting prowess was overlooked early in his career while teams tried to develop his quarterbacking skills ... he emerged from the collegiate ranks as Ohio State's all-time leading punter, averaging 44.7 yards per punt (214 punts), yet it was the attraction of a 6-foot-4-inch, 55-percent passer that caught the eyes of the NFL scouts ... despite averaging 46.7 yards on six punts in his second NFL season (1989), his punting talents were ignored for the first six years of his career

... in 1994, the Browns made him their full-time punter and he responded by kicking off seven years of rust to average 40.1 yards per punt ... in seven NFL seasons, Tupa has now played in 77 games with 13 starts at quarterback ... in just over two seasons, he has totaled 151 punts for 6,322 yards (41.9 avg.) without a block and a long of 65 yards ... he has placed 48 (.318) punts inside the 20 and has a net average of just 35.9 yards per kick ... as a quarterback (and out of punt formation) he has completed 252 of 489 passes (.515) for 3,256 yards and 10 touchdowns ... he has also been counted upon as the placement holder on field goal and extra point attempts ... in 1994, he tied the single-season record with three two-point conversions, earning the nickname "Two-Point Tupa."

**1995 (16/0-Cleveland):** Tupa played in every game in his second full season as a punter ... he finished the year with a 43.6-yard average (fifth in the AFC) on 65 punts and placed 18 inside the 20 ... scored what would have been his second career rushing touchdown on a fake field goal vs. Tampa Bay, but the play was nullified due to an illegal formation penalty and the Browns settled for the field goal ... completed a 25-yard pass on his only attempt of the season on a fake punt, which led to a third quarter touchdown in the Browns' 35-17 victory over Kansas City (9/24) ... it was his first pass attempt since quarterbacking the Colts in 1992 ... played an important part in a 29-26 overtime victory over Cincinnati (10/29) when he punted four times for a 44.5-yard average, including two punts placed inside the 20 ... boomed a season-long 64-yard strike in the fourth quarter ... the punt was muffed and recovered by the Browns on the 5-yard line, leading to a Browns touchdown ... in the overtime period, he booted punts of 42 and 47 yards into the wind ... punted a career-high nine times, averaging 48.2 yards per punt at Pittsburgh (11/13) ... averaged 48.5 yards on four punts at Minnesota (12/9) and picked up 9 yards on a fake punt, but was short of the first down ... averaged 50.5 yards on two punts in season finale at Jacksonville (12/23).

**1994 (16/0, 2/0-Cleveland):** Tupa played in every game, including the Browns' two playoff games and finished fourth in the AFC with 27 punts placed inside the 20 ... he totaled 80 punts for a 40.1-yard average in his first season as a full-time punter ... 38 of his punts were returned for a conference low 220 yards ... scored on three two-point conversions, tying an NFL single-season record ... each of his two-point conversions came out of PAT formation ... scored the NFL's first two-point conversion in the season opener at Cincinnati (9/4) ... was the placement holder for Matt Stover, who set a Browns all-time record for single-season accuracy (.928) ... twice garnered AFC Special Teams Player of the Week honors vs. the Jets (10/2) and the Oilers (10/13) ... hit a career-long 65-yard punt and placed two kicks inside the 20 in a 27-7 victory over the Jets (10/2) ... had five games with three or more inside the 20 ... punted eight times in the playoffs for 303 yards (37.9 avg.) in two games. **1993 (0/0-Cleveland):** Tupa went to training camp with the Colts, but was among the final preseason cuts (8/30) ... signed with the Browns on Nov. 10, but was re-

## Extra Points

- Tom played on an intramural basketball championship team at Ohio State that included teammates Keith Byars, Cris Carter, Pepper Johnson, William White and Jamie Holland.
- Tom holds the Ohio State all-time career punting record with a 44.7-yard average.
- Tom quarterbacked his prep team to a state championship his senior year.



ported among Cleveland's inactives for two games and was then released on Nov. 24, 1993. **1992 (3/0-Indianapolis):** Played in three games, seeing reserve action at quarterback ... completed 17 of 33 passes for 156 yards and one touchdown ... relieved Jack Trudeau at Buffalo (9/20) and completed 7 of 12 attempts for 64 yards and an interception ... rushed three times for 9 yards on the season. **1991 (11/11-Phoenix):** Started 11 games after Timm Rosenbach suffered a season-ending injury and led the Cardinals to a 4-7 record ... finished the season with career-highs in every passing category ... completed 165 of 315 passes (.524) for 2,053 yards, including six touchdowns and 13 interceptions ... also turned in career-high rushing totals with 28 carries for 97 yards and a touchdown ... had a career-day vs. New England (9/29) when he threw for 312 yards and three touchdowns, including a season-long 62-yard touchdown pass to Ricky Proehl in a 24-10 victory ... completed a career-high 24 passes on 38 attempts for 242 yards vs. Dallas (9/22). **1990 (15/0-Phoenix):** Played in 15 games as the placement holder on all kicks, but did not take a snap from scrimmage ... did not appear in the game at Washington (9/9). **1989 (14/2-Phoenix):** Started two of 14 games at quarterback ... finished the season by completing 65 of 134 attempts for 973 yards and three touchdowns ... threw nine interceptions ... his first career start came vs. Philadelphia (10/15) and he responded with a career-high 41 pass attempts ... connected with Don Holmes for a career-long 77-yard touchdown pass vs. the Rams (11/19) ... also completed 72- and 38-yard touchdown passes to Ernie Jones as he connected on 14 of 22 attempts for 245 yards vs. Dallas (11/12) ... filled in for an injured Rich Camarillo and averaged 46.7 yards on six punts vs. the Raiders (12/10). **1988 (2/0-Phoenix):** Played in just two games as a rookie and completed two of three passes for 37 yards vs. Houston (11/20) and two of three passes for 12 yards vs. the Giants (12/5) in reserve action.

**College:** Tupa was a four-year letterman (1984-87) as a quarterback and punter at Ohio State ... ranks as the school's all-time leading punter with a 44.7-yard career average on 214 punts ... finished his Buckeye career completing 171 of 304 passes for 2,252 yards, including 15 touchdowns and just 12 interceptions ... started every game as a senior and completed 134 of 242 passes (.554) for 1,786 yards and 12 touchdowns ... played in the Rose, Florida Citrus and Cotton Bowls during his collegiate career.

**Personal:** Thomas Joseph Tupa Jr. was born on February 6, 1966 in Cleveland, Ohio ... attended Brecksville High in Cleveland, Ohio and quarterbacked the team to the state championship as a senior ... was a three-sport star, lettering in football, basketball and baseball ... averaged 20.8 ppg. and 12 rpg in basketball and was the pitcher and shortstop on the baseball team ... competed in the NFL's Punt, Pass & Kick contest and was a finalist three times - winning once ... Tom and his wife Beth Anne have two boys, Thomas Joseph Tupa III (9/22/94) and Timothy David (3/6/96).

### TOM TUPA'S NFL STATISTICS

#### Regular Season Punting Statistics

Year	Opponent	G/S	No	Yds	Avg	Net	TB	In20	Lg	Blk
1989	Cardinals	2/0	6	281	46.7	39.8	0	2	51	0
1994	Browns	16/0	80	3211	40.3	35.4	8	27	65	0
1995	Browns	16/0	65	2831	43.6	36.2	9	18	64	0
<b>Totals-2 yrs</b>		<b>34/0</b>	<b>151</b>	<b>6323</b>	<b>41.9</b>	<b>35.9</b>	<b>17</b>	<b>47</b>	<b>65</b>	<b>0</b>

#### Regular Season Passing Statistics

Year	Team	G/S	Att	Comp	Yds	Pct	TD	Int	Lg	Sacks	Rating
1988	Cardinals	2/0	6	4	49	66.7	0	0	22	1/11	91.7
1989	Cardinals	14/2	134	65	973	48.5	3	9	77t	14/94	52.2
1990	Cardinals	15/0	0	0	0	0.0	0	0	0	0/0	---
1991	Cardinals	11/11	315	165	2053	52.4	6	13	62t	23/200	62.0
1992	Colts	3/0	33	17	156	51.5	1	2	19	5/40	49.6
1993	Browns	0/0	0	0	0	0.0	0	0	0	0/0	---
1994	Browns	16/0	0	0	0	0.0	0	0	0	0/0	---
1995	Browns	16/0	1	1	25	100.0	0	0	25	0/0	189.6
<b>Totals-7 yrs</b>		<b>77/13</b>	<b>489</b>	<b>252</b>	<b>3256</b>	<b>51.5</b>	<b>10</b>	<b>24</b>	<b>77t</b>	<b>43/345</b>	<b>59.1</b>



## Regular Season Rushing Statistics

Rushing	G/S	No	Yds	Avg	Lg	TD
1988 Cardinals	2/0	15	75	5.0	13	0
1990 Cardinals	15/0	1	0	0.0	0	0
1991 Cardinals	11/11	28	97	3.5	17	1
1992 Colts	3/0	3	9	3.0	10	0
1995 Browns	16/0	1	9	9.0	9	0
<b>Totals-7 yrs</b>	<b>77/13</b>	<b>48</b>	<b>190</b>	<b>4.0</b>	<b>17</b>	<b>1</b>

## Additional Statistics

Fumbles – 1989: fumbled twice, recovered one for -6 yards. 1990: fumbled once for -7 yards. 1991: fumbled eight times, recovered two. 1992: fumbled once and recovered one fumble for -1 yard.

2-Point Conversions (3) – 1994 (3)

## 91 BRUCE WALKER



**Defensive Tackle**

**6-4 • 310 • 3rd Year**

**Free Agent '94**

**UCLA**

**Born: July 18, 1972**

**Compton, Calif.**

**Transactions:** Bruce Walker signed with the Patriots as a free agent on November 23, 1994 ... originally drafted by the Philadelphia Eagles in the second round of the 1994 NFL draft (37th overall) ... waived by the Eagles on August 27, 1994.

**NFL Career GP/GS (regular season 11/4, postseason 0/0):**

Walker was a highly touted prospect entering the 1994 NFL draft and was drafted 37th overall, but did not make the Eagles' final cut ... he signed with the Patriots for the final five games of the season, but was not activated for any games in 1994 ... he received his first NFL playing experience in 1995, starting five games at nose tackle ... he has tremendous speed for a player his size, but has yet to fully harness his potential ... he will compete for a starting position at defensive tackle in 1996. **1995 (11/5):** Played in 11 games, starting five at nose tackle ... missed five games, including the final three games of the season listed among the Patriots' inactives ... finished the season with 18 total tackles (16 solo) and batted away one pass at the line of scrimmage ... made his NFL debut in the season opener vs. Cleveland (9/3), but did not record any tackles in limited action ... made his first career start at Kansas City (10/15) and recored a personal-best with four solo tackles ... started the next three weeks vs. Buffalo (10/23), vs. Carolina (10/29) and at the Jets (11/5) and again vs. Indianapolis (11/19) ... totaled 12 of his 18 tackles in those five starts.

## Extra Points

- Bruce set the UCLA bench press record with a lift of 507 pounds.
- A unanimous All-American as a linebacker and a running back at Dominiguez High, Bruce set the school record by rushing for 1,375 yards and 15 touchdowns as a senior in 1989.
- Bruce has rare speed for his size. In high school, he lettered three years in track, competing in the shot put (50' 9"), discus (145' 9") and was a sprinter in the 200m (:22.3).



**College:** Walker finished his collegiate career with 122 tackles and three sacks in three seasons at UCLA ... sat out as a senior during the 1993 season due to a non-football related matter ... earned All-Pac 10 Conference honorable mention as a junior, playing both defensive end and nose tackle ... played in 10 games and totaled 57 tackles, including a sack and two tackles for losses in 1992 ... made the transition from defensive tackle to nose guard as a sophomore in 1991 and recorded 37 tackles, three tackles for losses and broke up three passes ... he was originally recruited to UCLA as an outside linebacker ... made the transition from outside linebacker to defensive end as a freshman and played in every game, including three starts ... selected the co-recipient of the Rookie of the Year honors at UCLA in 1990.


**Personal:** Bruce Walker was born on July 18, 1972 in Compton, Calif. ... he has three brothers (Quentin, Devonn and Richard) and a sister (Prentis) ... attended Dominguez High in Compton, Calif. and was a *USA Today* and *Parade* first-team All-American as a linebacker and a running back ... recorded 105 tackles with nine sacks and rushed for a school record 1,375 yards and 15 touchdowns ... selected as the Gatorade Circle of Champions California Player of the Year in 1989 ... was a two-time all-state and All-CIF performer ... he enjoys playing basketball and lifting weights in his free time ... majored in African-American studies at UCLA ... married (Vanisha).

VETERANS

**BRUCE WALKER'S NFL STATISTICS****Regular Season Defensive Statistics**

Year Teams	GP/GS	TT	UT	A	S-Yds	I-Yds	PD	FF	FR	SpT
1994 Patriots*	0/0	0	0	0	0-0	0-0	0	0	0	0
1995 Patriots	11/5	18	16	2	0-0	0-0	1	0	0	0
<b>Totals-2 yrs</b>	<b>11/5</b>	<b>18</b>	<b>16</b>	<b>2</b>	<b>0-0</b>	<b>0-0</b>	<b>1</b>	<b>0</b>	<b>0</b>	<b>0</b>

\* reported among the inactives for five games in 1994.

**97 MARK WHEELER**

**Defensive Tackle**

**6-3 • 285 • 5th Year**

**UFA (Tampa Bay) '96**

**Texas A&M**

**Born: April 1, 1970**

**San Marcos, Texas**

**Transactions:** Mark Wheeler signed with the New England Patriots as an unrestricted free agent on March 21, 1996 after four seasons with Tampa Bay ... he was originally draft by the Bucs in the third round (59th selection) of the 1992 NFL draft ... signed with Tampa Bay on July 9, 1992 ... became an unrestricted free agent on February 15, 1996.

**NFL Career GP/GS (regular season 55/46, postseason 0/0):**

Wheeler joins the Patriots as an unrestricted free agent after four

**Extra Points**

- Mark was born on April Fool's Day in 1970, which has resulted in a number of practice joke birthday gifts.
- Mark enjoys listening to all kinds of music.
- Mark is committed to becoming a devout Christian.





years in Tampa Bay ... started 46 of 55 games for the Buccaneers during his career, in which time he has totaled 149 tackles (104 solo) and 11 sacks ... he has played nose tackle, as well as right and left defensive tackle positions. **1995 (14/12-Tampa Bay):** Started 12 of 14 games last season for the Bucs and finished the year with 32 total tackles (22 solo), including a sack for eight yards ... missed two games due to a turf toe injury suffered on Oct. 29 at Houston ... did not start vs. Atlanta (10/22) when the Bucs opened in a nickel back formation ... opened the season at left defensive tackle at Philadelphia (9/3) and made four hits, including one of five sacks on the day when he dropped Randall Cunningham for an eight-yard loss ... recorded season-highs with five tackles at Cleveland (9/10) and again vs. Cincinnati (10/8). **1994 (15/8-Tampa Bay):** Started eight of 15 games for the season ... missed one game on the inactive list (10/30) ... credited with 30 tackles (24 solo), including three sacks for the season ... opened the season at nose tackle, but was then relegated to a reserve role in eight of the next nine games before resuming the starting responsibilities for the final six contests ... recorded Tampa Bay's first sack of the season in the opener at Chicago (9/4) ... earned Player of the Game honors for his performance in a 20-17 overtime victory over Minnesota (11/27) when he recorded a season-high six tackles, including a sack ... matched that performance with six tackles and his third sack of the season in a 26-21 victory over Washington (12/4) while limiting the Redskins to a club record low of just 10 yards rushing ... posted six stops again in the season finale vs. Green Bay (12/24). **1993 (10/10-Tampa Bay):** Started all 10 games at nose tackle and finished the season with 26 tackles (16 solo), including a pair of quarterback sacks ... started the first seven games of the season before suffering a knee injury which resulted in arthroscopic surgery to repair ... missed six games due to the injury, but returned with five tackles, including a sack vs. the Raiders (12/19) ... recorded a season-high with six tackles against San Diego in the season finale (1/2/94). **1992 (16/16-Tampa Bay):** Started every game at nose tackle for the Bucs as a rookie ... closed out an impressive debut season with 61 total tackles (42 solo), with five sacks and a forced fumble ... posted a career-high seven tackles, including a sack and a forced fumble at Minnesota (9/20) ... picked up six tackles and a sack vs. New Orleans (11/1) ... he was the first of two third-round draft picks in 1992.

**College:** Played two seasons at Texas A&M after transferring from Navarro (Texas) Junior College ... totaled 51 tackles (23 solo), including 4.5 sacks, two fumble recoveries and two passes defended in a little more than one full season ... earned all-conference honors as a senior ... led the Aggie's defensive linemen with 41 tackles (17 solo), including 4.5 sacks ... recorded a career-high with 11 hits in a 34-12 victory over Baylor ... posted three of his 4.5 sacks in a 27-18 triumph over Houston ... posted 10 tackles in his final collegiate game vs. Florida State in the Cotton Bowl ... missed the first seven games of his junior year due to a knee injury on the first day of fall drills ... totaled 160 tackles (79 solo), including six sacks, four fumble recoveries and five passes defended in one season at Navaro J.C. ... did not play as a freshman.

**Personal:** Mark Anthony Wheeler was born April 1, 1970 in San Marcos, Texas ... attended San Marcos (Texas) High and lettered in football as an offensive and defensive lineman ... he spends his leisure time fishing and playing golf ... he enjoys working with children ... single.


**MARK WHEELER'S NFL STATISTICS**  
**Regular Season Defensive Statistics**

Year Teams	GP/GS	TT	UT	A	S-Yds	I-Yds	PD	FF	FR
1992 Bucs	16/16	61	42	19	5-26	0-0	0	1	0
1993 Bucs	10/10	26	16	10	2-13	0-0	0	0	0
1994 Bucs	15/8	30	24	6	3-16	0-0	0	0	0
1995 Bucs	14/12	32	22	10	1-8	0-0	1	0	0
<b>Totals-4 yrs</b>	<b>55/46</b>	<b>149</b>	<b>104</b>	<b>45</b>	<b>11-63</b>	<b>0-0</b>	<b>1</b>	<b>1</b>	<b>0</b>





## 25 LARRY WHIGHAM



### Safety

6-2 • 205 • 3rd Year

Free Agent '94

N.E. Louisiana

Born: June 23, 1972

Hattiesburg, Miss.

**How Acquired:** Larry Whigham signed with the Patriots on September 14, 1994, after spending the first two weeks of the season on the Seattle Seahawks' practice squad ... originally drafted by the Seahawks in the fourth round of the 1994 NFL draft ... waived on August 28 and signed to practice squad on August 29, 1994.

### NFL Career GP/GS (27/0, 1/0):

Whigham has appeared in 27 games since joining the Patriots as a rookie in 1994 ... he has seen limited action at safety and totaled just six defensive tackles ... his greatest contribution has come on special teams, where he has accumulated 24 tackles in the last two years ... he also starts on the Patriots return units. **1995 (15/0):** Appeared in 15 games for the Patriots ... was the emotional leader on special teams and finished the season with a career-high 13 tackles (9 solo), tied for second on the team ... recovered a fumble on a return by David Meggett at Kansas City (10/15) ... totaled a career-high with three defensive tackle and a special teams tackle in the game. **1994 (12/0, 1/0):** Played in 12 of 14 games after joining the Patriots in the third week of the season ... played extensively on special teams and finished third on the team with 11 special teams tackles ... forced one special teams tackle ... made his NFL playing debut in a 31-28 victory at Cincinnati (9/18) and recorded both of his tackles for the season on back-to-back plays in the third quarter ... intercepted his first NFL pass in the 15th game of the season at Buffalo (12/18) and returned it 21 yards in the Patriots' 41-17 victory ... played in the Patriots' playoff game at Cleveland, but did not record any defensive statistics.

**College:** Two-year letterman at N.E. Louisiana ... finished his Indian career with 96 tackles and 12 passes defended, including six interceptions ... started at left cornerback as a senior and earned second-team All-American Southland Conference honors ... credited with 66 tackles and six interceptions during the 1993 season ... returned a fumble 71 yards for a touchdown against S.W. Texas State ... recorded six tackles and two passes defended to earn Defensive player of the Game honors vs. Eastern Washington ... played as a reserve free safety in 1992 and registered 30 tackles ... attended Pearl River Community College in Poplarville, Miss. before transferring to N.E. Louisiana ... played in the Mississippi JUCO all-star game.

**Personal:** Larry Whigham was born on June 23, 1972 in Hattiesburg, Miss. ... he attended Hattiesburg High, but did not letter in football until his senior year ... recorded six interceptions and led his team to an 11-3 overall record and a trip to the Mississippi High School State Championship ... earned all-state honors as a catcher in baseball and lettered in track ... graduated with a degree in criminal justice from N.E. Louisiana ... single.

### Extra Points

- Larry was the manager of his high school football team for two years before playing his senior year.
- Larry's nickname is "Hollywood."
- Larry enjoys playing racquetball as a recreational sport.

**LARRY WHIGHAM'S NFL STATISTICS****Regular Season Defensive Statistics**


Year	Teams	G/S	TT	UT	A	S-Yds	I-Yds	PD	FF	FR	SpT
1994	Patriots	12/0	2	2	0	0-0	1-21	1	0	0	11
1995	Patriots	15/0	4	4	0	0-0	0-0	0	0	0	13
Totals-2 yrs		27/0	6	6	0	0-0	1-21	1	0	0	24

**Postseason Defensive Statistics**

Year	Teams	G/S	TT	UT	A	S-Yds	I-Yds	PD	FF	FR	SpT
1994	Patriots	1/0	0	0	0	0-0	0-0	0	0	0	0

**Additional Statistics**

Special Teams Fumble Recoveries – 1995 (1)

**90 REGGIE WHITE****Defensive Tackle****6-5 • 303 • 5th Year****Free Agent '94****North Carolina A&T****Born: March 22, 1970****Baltimore, Md.**

**Transactions:** Reggie White signed with the Patriots on April 3, 1995 as a veteran free agent ... he was originally drafted by the San Diego Chargers in the sixth round (147th overall) of the 1992 NFL draft ... signed on July 16, 1992 ... placed on injured reserve with a shoulder injury on November 7, 1992 for the remainder of the season ... became a free agent when he was not tendered an offer from the Chargers after the 1994 season.

**Extra Points**

- Reggie has received an assortment of mail intended for the "other" Reggie White during his playing career.
- Favorite player growing up was the Cowboys' Ed "Too Tall" Jones.
- Reggie's first job was as a paper boy.

**NFL Career GP/GS (regular season 38/7, postseason 1/0):** White has appeared in 38 regular season games and one playoff game and totaled 29 career tackles, including 4.5 sacks ... he joined the Patriots in 1995 as a veteran free agent and started seven of 16 games at nose tackles ... received limited playing time in three seasons with the Chargers (1992-94), missing most of his rookie season due to an injury and then playing behind Burt Grossman in 1993 and Reuben Davis in 1994. **1995 (16/7):** White received extensive playing time for the first time in his young career and responded with 22 tackles (12 solo), including 1.5 sacks ... opened the season starting four of the first five games at nose tackle ... recorded three tackles, including an assist on a sack in his NFL starting debut vs. Cleveland (9/3) ... saw only limited playing time at Atlanta (10/1) as the Patriots combatted the Falcons' run-and-shoot offense with a 4-2-5 (and 4-1-6) defensive alignment ... posted three tackles, including a sack, against the Jets (11/5) ... started again at Miami (11/12) and then again in consecutive games at Buffalo (11/26) and vs. New Orleans (12/3) ... recorded a career-high with four tackles in his final start of the season vs. New Orleans. **1994 (11/0, 1/0-San Diego):** Played in 11 games in a limited role, mostly on short-yardage situations ... finished the season with five tackles and two



sacks ... had his best game of the season at New York vs. the Jets (12/18) when he recorded three tackles, including two sacks for minus 11 yards ... was inactive for the AFC Divisional Game vs. Miami (1/8/95) ... played, but did not record any defensive statistics in the Chargers' AFC Championship Game victory over Pittsburgh (1/15/95) ... did not participate in the Super Bowl. **1993 (8/0-San Diego):** Participated in eight games and was credited with just one tackle in a game vs. Denver (12/5). **1992 (3/0-San Diego):** Played in three games and recorded his first career sack in a 34-14 victory at Indianapolis (10/18) ... saw action in two other games - vs. Kansas City (9/6) and vs. Denver (10/25) ... placed on the Reserved-Injured list with a shoulder injury on November 7 for the remainder of the season.

**College:** Four-year letterman at North Carolina A&T ... totaled 178 tackles and 17 sacks during his collegiate career ... added 28 career tackles for losses of 117 yards ... earned All-Mid-Eastern Athletic Conference first-team honors after starting every game as a senior when he recorded a career-high 63 tackles with 10 sacks and 18 tackles for losses ... lettered as a true freshman in 1988.

**Personal:** Reggie Eugene White was born March 22, 1970 in Baltimore, Md. ... earned all-conference honors at Milford Mills High in Baltimore, Md. ... also played baseball and ran track for the Beavers ... older brother Robert was his childhood hero ... majored in administration recreation and early childhood education at North Carolina A&T ... Reggie and his wife Nicole celebrated the birth of their first child together, Reggie Eugene White Jr., born March 10, 1996.

VETERANS

## REGGIE WHITE'S NFL STATISTICS


## Regular Season Defensive Statistics

Year Teams	GP/GS	TT	UT	A	S-Yds	I-Yds	PD	FF	FR	SpT
1992 Chargers	3/0	1	1	0	1-2	0-0	0	0	0	0
1993 Chargers	8/0	1	1	0	0-0	0-0	0	0	0	0
1994 Chargers	11/0	5	4	1	2-11	0-0	0	1	0	0
1995 Patriots	16/7	22	12	10	1.5-3	0-0	0	0	0	0
<b>Totals-4 yrs</b>	<b>38/7</b>	<b>29</b>	<b>18</b>	<b>11</b>	<b>4.5-16</b>	<b>0-0</b>	<b>0</b>	<b>1</b>	<b>0</b>	<b>0</b>

## Postseason Defensive Statistics

Year Teams	GP/GS	TT	UT	A	S-Yds	I-Yds	PD	FF	FR	SpT
1992 Chargers										
1994 Chargers	1/0	0	0	0	0-0	0-0	0	0	0	0

## 64 DAVE WOHLABAUGH



Center

6-3 • 292 • 2nd Year

Draft: 4 (112th) '95

Syracuse

Born: April 13, 1972

Hamburg, New York

(WOOL-uh-bah)

**Transactions:** Dave Wohlabough was drafted by the Patriots in the fourth round (112th overall) of the 1995 NFL draft with a selection acquired from Kansas City (through Philadelphia) in exchange for the Patriots' 1996 third round draft choice (69th overall - John Browning, DE).



**NFL Career GP/GS (regular season 11/11, post-season 0/0):** Patriots top brass could not believe that Wohlabaugh remained on the draft board when Day Two of the 1995 draft commenced and were willing to trade a third round pick in 1996 to be in position to draft the Syracuse prospect ... Kansas City accepted the trade offer and the Patriots proved to be the beneficiary of a wise investment as Wohlabaugh emerged as the team's starting center

in just the sixth game of the season and helped solidify a unit which is now widely regarded as a strength of the team. **1995 (11/11):** He started 11 games for the Patriots as a rookie and earned All-Rookie Team honors from three national publications; *Pro Football Weekly*, *Football News* and *College and Pro Football Newsweekly* ... made his NFL debut in a starting role when he was called upon to start in place of Jeff Dellenbach, who was listed among the Patriots' inactives due to a back injury prior to the game at Kansas City (10/15) ... started each of the remaining games and allowed just two sacks in 11 games ... he was part of an offensive line adjustment which coincided with the emergence of Curtis Martin, who developed into one of the premier rushers as the 1995 season progressed ... Martin set franchise rushing records with 1,487 yards and 14 touchdowns as a rookie ... prior to his insertion into the starting lineup, Martin was averaging just 51.4 yards per game ... in his final 11 games, Martin averaged 111.8 yards per game and scored 12 of his 14 rushing touchdowns.

**College:** Wohlabaugh was a two-year starter at Syracuse and played right guard (1993) and center (1994) for the Orangemen ... earned second-team All-Big East honors after starting every game as a senior ... anchored an offensive line responsible for the team's 200.9-yard rushing average per game ... started every game at right guard as a junior ... helped the offense roll up 4,318 yards for the year ... shared game ball honors with the rest of the offensive linemen for performance vs. East Carolina (9/9) as the offense totaled 514 net yards ... named Co-Offensive Player of the Game in a 24-21 victory over Cincinnati (9/25) ... played in 10 games, but did not start as a sophomore (1992) ... utilized mostly on kickoff return unit ... redshirted as a true freshman and did not receive any playing time during his redshirt-freshman season.

**Personal:** David Vincent Wohlabaugh was born the son of Larry and Debbie Wohlabaugh on April 13, 1972 in Hamburg, N.Y. ... he earned all-state, All-Western New York and All-Northeastern honors as a two-way tackle at Frontier (Hamburg, N.Y.) High ... served as team captain in his junior and senior years ... recorded 101 tackles with 14 sacks and four fumble recoveries as a senior ... majored in political science at Syracuse ... has two brothers ... Dave and his wife Virginia have a son, Evan

## Extra Points

- Dave was one of three Patriots rookies to earn All-Rookie Team honors in 1995.
- Dave is an outdoorsman and enjoys fishing and golfing during the offseason.
- Dave made his first appearance at Rich Stadium as a senior from Frontier High in Hamburg, N.Y. when he was honored along with the rest of the All-Western New York All-Star team.


### DAVE WOHLABAUGH'S NFL STATISTICS

Fumbles Recovered – 1995 (1 for 0 yards)





## 40 CARLOS YANCY



**Cornerback**

**6-0 • 185 • 2nd Year**

**Draft: 7 (234th) '95**

**Georgia**

**Born: June 24, 1970**

**Sarasota, Fla.**

VETERANS

**Transactions:** Carlos Yancy was drafted by the Patriots with a selection acquired from the Cleveland Browns (234th overall) in exchange for the Patriots' seventh round selection (231st overall) ... signed with the Patriots, but was waived on the final preseason cuts (8/27/95) ... re-signed the following day (8/28/95) to the Patriots' practice squad ... activated to the 53-man roster on Nov. 20, 1995 and played out the remainder of the season.

### Extra Points

- Carlos was inducted into his high school's athletic Hall of Fame at the Laurinburg Institute in Sarasota, Fla.
- Carlos played four different positions during his prep career – RB, WR, OLB and CB.

**NFL Career GP/GS (regular season 4/0, postseason 0/0):** Yancy was the Patriots' seventh and final pick in the 1995 NFL draft ... he survived his rookie season after spending much of the year on the team's practice squad ... of the seven players drafted, Yancy was one of six who ended up on the Patriots' final roster. **1995 (4/0):** Yancy played in each of the preseason games and was responsible for one of the two Patriots interceptions ... he was released on the team's final roster reduction of the preseason and spent the first 11 games of the season on the Patriots' practice squad ... he was activated on Nov. 20, filling an opening on the 53-man roster created by the release of CB Maurice Hurst ... saw limited action as a reserve defensive back in four of the final five games of the season, beginning with his NFL debut at Buffalo (11/26) ... he was listed among the Patriots' inactives prior to the season finale at Indianapolis (12/23) ... finished the season with just one special teams tackle ... he was not credited with a defensive tackle in four games.

**College:** Yancy was a two-year letterman and one-year starter at Georgia ... led Georgia and finished third in the SEC with six interceptions as a senior (1994) ... led the SEC with 154 interception return yards, the third highest total in school history ... started 10 of 11 games at left cornerback ... started three of eight games at left cornerback as a junior (1993) ... recorded 15 tackles (13 solos) ... intercepted his first career pass in season finale at Georgia Tech (11/25) ... saw limited action in his first two seasons ... granted a medical redshirt as a freshman after suffering a shoulder dislocation in fall drills.


**Personal:** Carlos Delanio Yancy was born on June 24, 1970 in Sarasota, Fla. ... named Southeastern Defensive Player of the Year by *College Report* as a senior at Laurinburg Institute in Sarasota, Fla. ... was the most versatile performer on the team ... played four different positions — cornerback, outside linebacker, wide receiver and running back ... snared seven interceptions and registered a single-game career high of 12 unassisted tackles ... caught 15 passes for an average of 22 yards per catch ... averaged 8.0 yards per carry as a running back ... was inducted into the Laurinburg Institute's "Hall of Fame" ... majored in social work at Georgia ... single.



**CARLOS YANCY'S NFL STATISTICS**

Games Played/Games Started – 1995 (4/0)

Special Teams Tackles – 1995 (1)

**16 SCOTT ZOLAK****Quarterback****6-5 • 235 • 6th Year****Draft: 4th (84th) '91****Maryland****Born: December 13, 1967****Pittsburgh, Pa.**

**Transactions:** Scott Zolak was drafted by the Patriots in the fourth round of the 1991 draft (84th player selected) ... listed among the Patriots inactives prior to every game in 1991 ... placed on injured reserve with an ankle injury (12/18/92) for the remainder of the season ... became a restricted free agent (2/17/94), but re-signed with the Patriots on April 2, 1994 ... re-negotiated a contract extension on June 1, 1996.

**Extra Points**

- Scott's father, Paul, was Joe Montana's high school coach at Ringgold High in Pittsburgh, Pa. Scott was the waterboy for the team at the time.
- In his 8th grade yearbook, Scott stated that his ambition was to play professional football.

**NFL Career GP/GS (regular season 41/5, postseason 1/0):** Zolak has played in 41 games for the Patriots, including five starts, and has completed 85 of 159 career passes (.535) for 871 yards and three touchdowns as a Patriot ... four of his career starts came in 1992 and he led the team to both of their victories that season before suffering a season-ending ankle injury ... started his fifth career game when he replaced Drew Bledsoe in the starting lineup due to a shoulder injury ... Zolak has a 2-3 record as a starter ... he has played in each of the Patriots' last 32 games serving as the placement holder on all kicks. **1995 (16/1):** Zolak played in every game as the Patriots' placement holder and made his fifth start of his career in the fourth game of the season at Atlanta (10/1) ... filled in for one series at San Francisco (9/10) after Bledsoe left the game with a separated left shoulder ... completed his only pass attempt for a 7-yard gain ... started in Bledsoe's absence in the next game at Atlanta (10/1) and completed 24 of 45 attempts for 252 yards ... connected with Vincent Brisby on a season-long 72-yard pass late in the first quarter ... connected with FB Sam Gash for a 2-yard touchdown with just seven seconds remaining in the half ... it was the Patriots' first passing touchdown of the season ... returned to reserve duty the following week vs. Denver (10/8) when Bledsoe returned to the starting lineup ... came in on the final drive of the game and led the Patriots on a 66-yard drive, completing each of his three pass attempts for 23 yards as time expired ... played in each of the remaining 11 games exclusively as the Patriots' placement holder. **1994 (16/0, 1/0):** Played in every game as the Patriots holder on field goal and PAT attempts ... saw action at quarterback vs. Miami (10/30) and at Buffalo (12/18) ... completed five of eight passes for 28 yards vs. Miami ... directed the final two drives at Buffalo ... took a knee to end the game in the Patriots' 41-17 victory and was credited



with one rush for a 1-yard loss. **1993 (3/0):** Played in three games as a reserve ... threw two "Hail Mary" passes in the final minutes at Seattle (10/24) in a 10-9 loss to the Seahawks ... listed as the inactive "emergency" quarterback in eight games. **1992 (6/4):** Played in six games with four starts ... completed 52 of 100 passes for 561 yards, two touchdowns and four interceptions ... made his NFL debut vs. New Orleans (11/8) when he replaced an injured Tom Hodson and completed five of nine passes for 20 yards ... started his first NFL game the following week at Indianapolis (11/15) and earned AFC Offensive Player of the Week honors by completing 20 of 29 passes for 261 yards and two touchdowns while leading the Patriots to their first win of the season (a 37-34 overtime victory) ... led the club to its second consecutive victory with a 24-3 victory over the New York Jets (11/22) ... suffered a right ankle sprain at Kansas City (12/13) and was placed on Injured Reserve (12/18) for the remainder of the season. **1991 (0/0):** Spent the entire season listed as the Patriots "emergency" third string quarterback and did not participate in any games.

**College:** Despite starting only one season at Maryland, he finished his collegiate career ranked fifth and seventh, respectively, in school history with 270 pass completions for 3,124 yards ... earned honorable mention All-American recognition from *Football News* as a senior ... ranked second in the conference in total offense, averaging 217.5 yards per game ... set a school record with 225 completions on 418 attempts (53.8 percent) and threw 10 touchdowns ... ranked second in school history with 2,589 yards passing ... named ACC Offensive Back of the Week on four occasions (Virginia Tech, West Virginia, Duke and Virginia) ... set a single-game school record by completing 29 passes (45 attempts) vs. Michigan in 1990 ... played in eight games as a backup to Neil O'Donnell in 1989 and completed 33 of 69 passes for 407 yards and two touchdowns ... saw action in four games in 1988, but did not see action in 1987 ... redshirted as a freshman in 1986.

**Personal:** Scott David Zolak was born on December 13, 1967 in Pittsburgh, Pa. ... earned all-state and all-conference honors as a senior at Ringgold High in Monongahela, Pa. ... selected to the Pittsburgh Press "Finest 44" and the Pittsburgh Post Gazette's "Fabulous 22" teams ... lettered four times in football as a quarterback ... also handled the punting duties ... lettered four times as a forward on the Ringgold basketball team ... majored in business management at Maryland ... is active in several charities including the United Way in Pennsylvania ... Scott is engaged to Amy Holian of Dover, Mass.

### SCOTT ZOLAK'S NFL STATISTICS

#### Regular Season Passing Statistics

Year	Team	G/S	Att	Comp	Yds	Pct	TD	Int	Lg	Sacks	Rating
1991	Patriots	0/0	-	-	-	-	-	-	-	-	-
1992	Patriots	6/4	100	52	561	52.0	2	4	65t	17-137	58.8
1993	Patriots	3/0	2	0	0	0.0	0	0	0	0-0	39.6
1994	Patriots	16/0	8	5	28	62.5	0	0	15	0-0	68.8
1995	Patriots	16/1	49	28	282	57.1	1	0	72	4-28	80.5
<b>Totals-5 yrs</b>		<b>41/5</b>	<b>159</b>	<b>85</b>	<b>871</b>	<b>53.5</b>	<b>3</b>	<b>4</b>	<b>72</b>	<b>21-165</b>	<b>65.3</b>

#### Regular Season Rushing Statistics

Rushing	G/S	No	Yds	Avg	Lg	TD
1991 Patriots	0/0	—	—	—	—	—
1992 Patriots	6/4	18	71	3.9	19	0
1993 Patriots	3/0	1	0	0.0	0	0
1994 Patriots	16/0	1	-1	-1.0	-1	0
1995 Patriots	16/1	4	19	4.8	12	0
<b>Totals-5 yrs</b>	<b>41/5</b>	<b>24</b>	<b>89</b>	<b>3.7</b>	<b>19</b>	<b>0</b>

#### Additional Statistics

Fumbles/Lost/Recovered – 1992 (5/1/3), 1995 (4/3/1)



**Patriots first-round selection Terry Glenn is presented his jersey by owner Robert Kraft.**

### 1996 DRAFT CLASS

Rd-Pick	Player	Pos	HT	WT	College
1-07- 7	Terry Glenn	WR	5-10	184	Ohio State
2-06- 36	Lawyer Milloy	S	6-0	208	Washington
3-25- 86	Tedy Bruschi	LB	6-0	245	Arizona
4-06-101	Heath Irwin	G	6-4	300	Colorado
4-24-119	Chris Sullivan	DE	6-4	279	Boston College
4-29-124	Kantroy Barber	FB	6-0	243	West Virginia
5-07-139	John Elmore	G	6-3	302	Texas
5-17-149	Christian Peter	DT	6-3	304	Nebraska
6-06-173	Chris Griffin	TE	6-4	257	New Mexico
6-28-195	Marrio Grier	FB	5-10	225	Tenn.-Chattanooga
6-39-206	Devin Wyman	DE	6-7	307	Kentucky State
7-07-216	Lovett Purnell	TE	6-2	250	West Virginia
7-38-247	J.R. Conrad	T	6-3	300	Oklahoma

### ROOKIE FREE AGENT SIGNINGS


Date	Player	Pos	HT	WT	College
5-01-96	Ray Lucas	WR	6-2	201	Rutgers
4-21-96	Ryan Oman	G	6-5	294	Wyoming
4-21-96	Byron Thompson	DE	6-5	260	Baylor
4-21-96	Marcus Wall	WR/KR	5-9	165	North Carolina

### TRADES INVOLVING PATRIOTS DRAFT PICKS

- New England Trades: '96 3rd round - 69th overall (John Browning, DE)  
 Kansas City Trades: '95 4th round - 112th overall (Dave Wohlabaugh, C)
- New England Trades: Pat Harlow, T, Southern Cal  
 Oakland Trades: 2nd round - 57th overall (Lance Johnstone, DE)
- New England Trades: 2nd round - 57th overall (Lance Johnstone, DE)  
 Oakland Trades: 3rd round - 76th overall (Ryan Stewart, DB)  
 4th round - 124th overall (Kantroy Barber, FB)  
 5th round - 149th overall (Christian Peter, DT)
- New England Trades: 3rd round - 76th overall (Ryan Stewart, DB)  
 Detroit Trades: 3rd round - 86th overall (Tedy Bruschi, LB)  
 4th round - 119th overall (Chris Sullivan, DE)  
 6th round - 195th overall (Marrio Grier, FB)



## 88 TERRY GLENN



### Wide Receiver

5-10 • 184 • Rookie

Draft: 1 (7th) '96

Ohio State

Born: July 23, 1974

Columbus, Ohio

**How Acquired:** Terry Glenn was drafted in the first round (7th overall) in the 1996 NFL draft ... he was the second wide receiver selected in the draft.

**College:** As a sophomore in 1994, Glenn's talents were overshadowed by the performance of teammates Joey Galloway (Seattle) and Chris Sanders (Houston), who were each drafted in the 1995 NFL draft ... in 1995, the junior wide out returned to accept the starting assignment and quickly established himself as one of the greatest Buckeye receivers of all-time ... he has tremendous acceleration, making him a constant threat to break a big play every time he touches the ball ... he has great body control and can adjust to the ball in traffic ... he runs precision routes and explodes to the ball ... has the potential to be a dangerous weapon in the Patriots' offensive arsenal ... recently timed at 4.29 in the 40-yard dash. **1995:** Received the Fred Biletnikoff Award, given annually to the nation's top wide receiver ... selected first-team All-American by Associated Press, Football Writers Association, Walter Camp, *Football News* and *The Poor Man's Guide to the NFL Draft* ... was a unanimous All-Big Ten receiver following his record-breaking performance ... set single-season reception records for Ohio State with 1,411 yards and 17 touchdowns, breaking the previous records of 1,127 yards and 11 touchdowns set by Cris Carter in 1986 and the 11 touchdowns by Joey Galloway in 1993 ... Glenn's 64 receptions last year ranks second in the school's annals behind Carter's 69 receptions in 1986 ... his 22.0 yard average per catch is the highest for any player with more than 20 receptions in a season ... added 33 yards on four carries (8.3 avg.) and 158 yards on eight kickoff returns (19.8 avg.) ... also recorded a solo tackle ... started 12 of 13 games for the Buckeyes, missing the Minnesota (11/4) contest due to a shoulder separation ... also missed the second half of the Iowa (10/28) game due to a stomach virus ... in his first career start, he caught three passes for 105 yards in a 34-6 rout of Boston College (8/27) ... caught seven passes for 91 yards, including his first career touchdown reception, the following game vs. Washington (9/16) ... set a single-game school record the following week at Pittsburgh when he caught nine passes for 253 yards (28.1 avg.) and four touchdowns ... he added 17 yards rushing, 16 yards on three punt returns and 29 yards on a kickoff return for a total of 315 all-purpose yards in a 54-14 trouncing of Pittsburgh (9/23) ... his 253 yards receiving broke the previous record of 220 set by Gary Williams in 1981 ... his four touchdown receptions tied a school record set by Bob Grimes in 1952 ... followed with four receptions for 128 yards (32.0 avg.) and touchdowns of 82 and 10 yards in a 45-26 victory over Notre Dame (9/

### Extra Points

- As a youngster, one of Glenn's first jobs was to sell sodas at Ohio State games.
- Despite offers from other schools, the Columbus native elected to walk-on at OSU.
- Terry caught nine passes for 253 yards and touchdowns of 75, 12, 36 and 61 yards in his third career start at Pittsburgh (9/23/95).

ROOKIES





30) ... 82-yard touchdown reception was the second longest in Buckeye history, topped only by the 86-yard reception by Calvin Murray in 1979 ... added 175 yards and two touchdowns on nine catches vs. Penn State (10/7) ... picked up 149 yards and two touchdowns on three receptions (49.7 avg.) in just two quarters of action vs. Iowa (10/28) ... gained 101 yards and a touchdown on just three catches (33.7 avg.) before separating his right shoulder late in the first quarter at Minnesota (11/4) ... caught five passes for 103 yards and two touchdowns in a 42-3 victory over Indiana (11/18) ... completed his collegiate career with 92 yards on seven receptions vs. Tennessee in the Citrus Bowl. **1994:** Played in 10 games as a reserve flanker and totaled seven receptions for 110 yards (15.7 avg.) ... grabbed a pair of receptions in games vs. Washington and Houston for his season highs ... his longest reception of the year was a 24 yarder at Pittsburgh. **1993:** Saw action in 10 games playing behind Chris Sanders at flanker ... missed the final two games of the season due to a knee injury ... finished the year with eight catches for 156 yards (19.5 avg.) and returned 10 kickoffs for 241 yards (24.1 avg.) ... caught two passes for 34 yards in his collegiate debut vs. Rice ... caught a season-high three passes for 80 yards vs. Pittsburgh ... scored his first career touchdown when he recovered a fumble in the end zone vs. Illinois. **1992:** Joined the team as a walk-on and redshirted as a freshman ... earned a scholarship in spring drills the following season.

**Personal:** Terry Glenn was born on July 23, 1974 in Columbus, Ohio ... his mother, Denetta, was murdered when Terry was just 13 ... as a teenager, he was raised by Charles and Mary Henley of Columbus, Ohio – his legal guardians ... the Henley's son, June, is a halfback at Kansas ... he attended Brookhaven High in Columbus, where he lettered in football and basketball ... he caught 14 passes for 416 yards and four TDs while serving as team captain as a senior in 1991 ... helped Brookhaven to an 11-2 record and a chance to compete in the state playoffs ... earned second-team all-district honors as a kick returner as a senior ... majored in history at Ohio State ... Terry celebrated the birth of his first child, Terry Jr., during the spring.

#### TERRY GLENN'S COLLEGIATE STATISTICS

Year	G/S	Receiving					Rushing				
		No	Yds	Avg	Lg	TD	No	Yds	Avg	Lg	TD
1992	0/0	Redshirt-Freshman									
1993	10/0	8	156	19.5	45	0	1	-7	-7.0	-7	0
1994	10/0	7	110	15.7	24	0	1	5	5.0	5	0
1995	12/12	64	1411	22.0	82	17	4	33	8.3	18	0
<b>Totals</b>	<b>32/12</b>	<b>79</b>	<b>1677</b>	<b>21.2</b>	<b>82</b>	<b>17</b>	<b>6</b>	<b>31</b>	<b>5.2</b>	<b>18</b>	<b>0</b>

Year	G/S	Kickoff Returns					Punt Returns				
		No	Yds	Avg	Lg	TD	No	Yds	Avg	Lg	TD
1993	10/0	10	241	24.1	37	0	-	-	-	-	-
1994	10/0	-	-	-	-	-	-	-	-	-	-
1995	12/12	8	158	19.8	29	0	5	28	5.6	16	0
<b>Totals</b>	<b>32/12</b>	<b>18</b>	<b>399</b>	<b>22.2</b>	<b>37</b>	<b>0</b>	<b>5</b>	<b>28</b>	<b>5.6</b>	<b>16</b>	<b>0</b>

#### Additional Statistics

Tackles – 1995 (1)

Fumbles Recovered – 1993 (1 in end zone for a touchdown)

#### EVERYBODY'S ALL-AMERICANS


The New England Patriots turned in one of their best drafts in years in 1995, yet this year's crop has the potential to be even better. The Patriots acquired four players in succession (rounds 1-4) who last year were selected to Associated Press' Division I All-America Team. Those players and the round they were selected are listed below:

1. Terry Glenn	WR	5-10	184	Ohio State
2. Lawyer Milloy	S	6-0	208	Washington
3. Tedy Bruschi	LB	6-0	245	Arizona
4. Heath Irwin	G	6-4	300	Colorado





## 36 LAWYER MILLOY



### Safety

6-0 • 208 • Rookie

Draft: 2 (36th) '96

Washington

Born: November 14, 1973

St. Louis, Mo.

**How Acquired:** Lawyer Milloy was drafted by the Patriots with their own selection in the second round (36th player selected) of the 1996 NFL draft.

**College:** Milloy was one of the dominant defenders in the Pac-10 last year, while earning *Parade* All-American honors ... he played "rover" in the Huskies defensive backfield to utilize his talents ... he is dominant against the run and shows great ball reaction skills in pass coverage ... he is an intimidating hitter who like to punish enemy

ball carriers ... he is a tremendous athlete who was also drafted by the Indians and Tigers for his potential in baseball ... recently timed at 4.46 in the 40-yard dash. **1995:** Earned first-team All-American honors by Associated Press, Walter Camp, UPI, the American Football Coaches Association, the Football Writers Association, *Football News*, the Newspaper Enterprise Association and the *Poor Man's Guide to the NFL Draft* ... was a finalist for the Jim Thorpe Award – the award given annually to the nation's best defensive back ... earned first-team All Pac-10 honors and was selected as the conference's Player of the Week for his performance at Oregon State (9/30) when he logged 13 tackles (10 solos), forced and recovered a fumble and returned an interception 15 yards ... started all year at free safety and led the team in tackles for the second consecutive season with 115 stops (63 solos), including 1.5 tackles for loss ... he forced three fumbles – recovering one – and deflected three passes, including one which he intercepted and returned 15 yards ... recorded at least 10 tackles in six of his 11 games ... recorded a career-high with 17 tackles, including one for a loss, vs. Oregon (11/4) ... he also deflected a pass and forced a fumble in the Oregon game to earn Texaco Star Performer of the Game honors ... a broken bone toe in his left big toe required surgical repair and caused the All-American to miss the Huskies bowl game victory over Iowa. **1994:** Earned All-American honors by *The Gridiron Report* and was the only sophomore in the Pac-10 to earn all-conference honors ... led the team and finished third in the Pac-10 with 106 tackles (67 solos), including three for losses ... posted 10 or more tackles in six games ... became the first Husky defensive back to lead the team in tackles since Tony Bonwell recorded 142 tackles in 1972 ... also credited with an interception, two forced fumbles and one recovery ... earned Player of the Game honors vs. California and Washington State ... provided 10 tackles, including one for a loss, and forced a fumble which set up the go-ahead touchdown in the Huskies' 31-19 victory over California ... totaled 10 tackles in the season finale vs. Washington State ... posted 14 tackles and forced a Bobby Hoying fumble

### Extra Points

- Lawyer was a two-sport collegiate athlete, lettering also as Washington's centerfielder on the baseball team.
- Lawyer has been drafted by two Major League Baseball teams; once as a high school pitching prospect by the Cleveland Indians and last year by the Detroit Tigers as an outfielder.

ROOKIES




in a 25-16 victory over Ohio State ... provided nine tackles, including a devastating hit on Miami's Larry Jones which dropped the fullback for a 3-yard loss in a goalline situation and helped secure a 38-20 victory. **1993:** Earned freshman All-American honors from the *Football News* as a redshirt freshman ... played in 10 games with starts vs. Oregon and Arizona State ... registered 28 tackles (14 solos), including two tackles for losses ... credited with three passes defended, including two interceptions ... earned player of the game honors for his performance against Washington State after an interception and a blocked punt each set up Washington touchdowns in a 26-3 victory in the season finale. **1992:** Redshirted as a freshman after suffering a broken foot in fall drills.

**Personal:** Lawyer Milloy was born the son of Janice and Gary Milloy on November 14, 1973 in St. Louis, Mo. ... attended Lincoln High in Tacoma, Wash. and excelled in football, baseball and basketball ... earned *Parade* All-American honors his senior year after rushing for 1,056 yards and 15 touchdowns as a tailback and intercepting seven passes as a safety ... received six votes in the *Long Beach Press-Telegram's* "Best of the West" poll ... was a three-time All-Narrows League choice and was considered the top prep prospect in the state his senior year ... was drafted by the Cleveland Indians as a pitching prospect out of high school and lettered three seasons in baseball at the University of Washington ... drafted by the Detroit Tigers in the 19th round of the 1995 MLB draft ... majoring in sociology ... single.

#### LAWYER MILLOY'S COLLEGIATE STATISTICS

Year	G/S	TT	UT	A	S-Yds	TFL	I-Yds	PD	FF	FR
1992	0/0	Redshirted-Freshman								
1993	10/2	28	14	14	1-6	2-7	2-0	3	0	0
1994	11/11	106	67	39	0-0	3-8	1-0	2	2	1
1995	11/11	115	63	52	0-0	1.5-2	1-15	3	3	1
<b>Totals</b>	<b>32/24</b>	<b>249</b>	<b>144</b>	<b>105</b>	<b>1-6</b>	<b>6.5-17</b>	<b>4-15</b>	<b>8</b>	<b>5</b>	<b>2</b>

## 45 TEDY BRUSCHI



### Linebacker

6-0 • 245 • Rookie

Draft: 3 (86th) '96

Arizona

Born: June 9, 1973

San Francisco, Calif.

(BREW-ski)

**How Acquired:** Tedy Bruschi was drafted by the Patriots with a third round selection (86th overall) obtained from the Detroit Lions along with a 1996 fourth (Chris Sullivan) and sixth (Marrio Grier) round selection in exchange for New England's 1996 third round selection (76th overall).

**College:** Bruschi tied the NCAA Division I-A career sack record with 52.0 quarterback sacks, equalling the mark set by former Alabama All-American Derrick Thomas, now an All-Pro performer for the Kan-

### Extra Points

- Tedy tied Derrick Thomas' all-time NCAA Division I-A record with 52 career quarterback sacks while leading Arizona's "Desert Swarm" defense.
- Tedy was among the Arizona players featured on the cover of *Sport Illustrated's* 1994 college football preview.
- Tedy enjoys playing the saxophone.



sas City Chiefs ... Bruschi's 74 tackles for losses ranks sixth in Division I-A history ... compiled 185 total tackles (137 solos), forced six fumbles and recovered five during his collegiate career ... played defensive end for Arizona's "Desert Swarm" defense, but will be tried at middle linebacker in the Patriots' defensive scheme ... utilized his explosive quickness off the ball to compensate for his size ... has shown great agility and ability to shed blockers. **1995:** Consensus All-American and All-Pac-10 selection his senior year ... totaled 56 tackles (44 solos), including 14.5 sacks (-96 yards) and 19.5 tackles for losses of 110 yards ... his sack total ranked third in the nation ... added four pass deflections and forced one fumble ... registered three sacks and blocked an extra point attempt at Illinois (9/16) ... made six tackles, including two sacks and three stops for losses vs. Washington (10/21) ... added another multiple sack performance with two sacks at Washington State ... closed out his Arizona career with a season-high 11 tackles, including four sacks for a loss of 17 yards and a pair of deflected passes in a 31-28 triumph over state-rival Arizona State (11/24). **1994:** Earned consensus All-American honors and was one of four finalists for the Lombardi Award – given annually to the top lineman in the nation ... he was also a finalist for *Football News*' National Defensive Player of the Year Award ... totaled 39 tackles, of which 10 were sacks for a loss of 65 yards and a total of 15 tackles for losses totaling 86 yards ... forced one fumble and recovered four others ... put a hit on Stanford quarterback Steve Stenstrom, which altered the throw and resulted in an interception by teammate Tony Bouie, who raced 49 yards for a touchdown in a 34-10 victory ... logged four tackles for losses, including a pair of sacks at Oregon (10/29) despite seeing limited playing time due to a shoulder injury sustained the week before ... had a consecutive streak of games with a sack snapped on October 1 vs. Oregon State ... recorded three sacks (-29 yards) vs. Utah in the Freedom Bowl. **1993:** Earned second-team All-American honors after setting an all-time school record with 19 sacks (-143 yards) as a sophomore, breaking the previous record of 15 (Steve Boadway in 1984) ... earned first-team All-Pac-10 honors and was named the team's Most Valuable Player ... his 27.5 tackles for losses, including 19 sacks were each career highs ... credited with 3.5 sacks (-43 yards) and forced a fumble in a 16-14 victory over Illinois ... registered a pair of sacks vs. both Southern California and Oregon State ... posted two critical fourth quarter sacks to take the Cougars out of scoring range vs. Washington State ... added 2.5 sacks for a loss of 14 yards vs. Oregon ... recorded a sack vs. Miami in the Fiesta Bowl and received the bowl's defensive player of the game honors in a 29-0 shutout. **1992:** Played strongside outside linebacker prior to his transition to the defensive line in 1993 ... started just one of 12 games and still managed to post 4.5 sacks for the season. **1991:** Missed the first three games of the season due to a pinched nerve in his neck ... returned and started vs. UC-Long Beach and Washington as a true freshman, but suffered a broken left thumb and was redshirted.

**Personal:** Tedy Lacap Bruschi was born on June 9, 1973 in San Francisco, Calif. ... he attended Roseville (Calif.) High, where he lettered twice in football, earning all-conference, all-northern California and all-metro honors as a defensive tackle ... was a two-year captain on the football team ... also earned two letters in track and one in wrestling ... was a standout shot put and discus participant ... wrestled in the heavyweight division ... majored in communications at Arizona ... single.


#### TEDY BRUSCHI'S COLLEGIATE DEFENSIVE STATISTICS

Year	G/S	TT	UT	A	S-Yds	TFL	I-Yds	PD	FF	FR
1991*	2/2	9	5	4	0-0	1-2	0-0	0	0	0
1992	12/1	22	12	10	4.5-36	7-42	0-0	4	2	1
1993	12/12	56	44	12	20-159	28.5-187	0-0	2	2	0
1994	12/12	42	32	10	13-94	18-115	0-0	3	1	4
1995	11/11	56	44	12	14.5-96	19.5-110	0-0	4	1	0
<b>Totals</b>	<b>49/37</b>	<b>185</b>	<b>137</b>	<b>48</b>	<b>52-385</b>	<b>74-456</b>	<b>0-0</b>	<b>13</b>	<b>6</b>	<b>5</b>

\*denotes redshirt season due to injury after two games



## 63 HEATH IRWIN



**Guard**

**6-4 • 300 • Rookie**

**Draft: 4a (101st) '96**

**Colorado**

**Born: June 27, 1973**

**Boulder, Colo.**

**How Acquired:** Heath Irwin was drafted by the Patriots in the fourth round (101st overall), the first of three fourth round picks by the Patriots in the 1996 NFL draft.

**College:** Irwin has tremendous size and ability ... he is a steady performer who rarely makes mistakes ... he did not get called for a penalty or allow a sack during his senior campaign ... started the last three seasons at left guard for Colorado ... he is an outstanding athlete and has tremendous stamina ... recently timed at 5.02 in the 40-yard dash. **1995:** Earned first-team

All-American honors by Associated Press and received honorable mention recognition from UPI ... also a first-team all-conference selection ... recipient of the Regiment Award, given annually for the greatest contribution with the least recognition ... also received the Trainers' Inspiration Award ... participated in 742 plays, more than any other player on the team ... started every game at left guard and saw action on CU's defensive line in goalline situations (six plays) ... became the first Colorado offensive lineman to score in 25 yards when he recovered a fumble in the end zone vs. Nebraska (10/28) ... helped power one of the premier offenses on the collegiate level ... helped Colorado accumulate 507 yards of offense in a 43-7 victory at Wisconsin (9/2) ... offense amassed 419 yards vs. conference rival Oklahoma (9/30). **1994:** Earned honorable mention All-American recognition and second-team all-conference honors as a junior ... started every game, including the Fiesta Bowl, at left guard ... participated in 721 plays from scrimmage (third on the team) and was credited (via coaching grades) with 25 pancake blocks, 11 touchdown blocks and seven downfield blocks ... allowed just two pressures and one sack all season ... helped pave the way for an offensive unit which set a school record by gaining 5,448 net yards ... the offense recorded a season-high 639 total net yards in a 51-26 win over Kansas ... his top game grade was 89% in the season opener vs. Northeast Louisiana when he helped pave the way for RB Rashaan Salaam who finished the day with 184 yards and three touchdowns on just 24 carries (7.7) ... Salaam had a season-high 317 yards at Texas (10/1) and finished the season with 2,055 yards and 24 touchdowns on 298 carries ... as a result of his sensational season, Salaam became Colorado's first Heisman Trophy recipient. **1993:** Started all 12 game at left guard and allowed only one sack ... led the team with 808 plays and finished the year with nine pancake blocks and 11 touchdown blocks ... helped the Buffaloes

### Extra Points

- Heath is the nephew of Hale Irwin, the PGA great.
- Heath's father, Phil, was a standout linebacker at Colorado (1968-70) and was the first CU athlete to appear on the cover of *Sports Illustrated* (following an upset victory over Penn State in 1970).
- Heath was a part of an offensive line which helped pave the way for Rashaan Salaam's Heisman Trophy winning performance in 1994.






to 271 yards rushing in a 40-31 triumph over Fresno State in the Aloha Bowl. **1992:** Plans for a redshirt season were cancelled after six games when injuries at the guard position forced Irwin into active duty ... played in the final five games of the season, but did not receive enough playing time to earn a letter.

**Personal:** Heath Irwin was born June 27, 1973 in Boulder, Colo. ... father, Phil, was a standout linebacker at Colorado (1968-70) ... Uncle, Hale, was an All-American defensive back at Colorado (1964-66) and was the 1967 NCAA golf champion ... Heath's cousin, Steve, is a senior on Colorado's golf team ... Heath attended Boulder (Colo.) High where he earned first-team All-American honors from *Super Prep* and *Tom Lemming's Prep Football Report* as a senior ... also earned all-state, all-county and all-conference honors playing offensive guard and defensive tackle ... also lettered in track, competing in the shot put and discuss ... majored in sociology at Colorado and earned "Academic Starters" honors ... single.

## 74 CHRIS SULLIVAN



**Defensive End**

**6-4 • 279 • Rookie**

**Draft: 4b (119th) '96**

**Boston College**

**Born: March 14, 1973**

**North Attleboro, Mass.**

ROOKIES

**How Acquired:** Chris Sullivan was drafted by the Patriots in the fourth round (119th overall), the second of three fourth round picks by the Patriots in the 1996 NFL draft ... the selection was acquired from Detroit along with a third round pick (Tedy Bruschi) and a sixth round pick (Marrio Grier) in exchange for New England's third round pick (76th overall).

**College:** Sullivan was a mainstay on the Eagles' defensive line since his freshman year ... gives 110% percent on every play ... has good pass rush technique and is an intense competitor. **1995:** Earned all-conference honors from his weakside defensive tackle position ... finished third on the team with 74 tackles (56 solos), including two sacks (-11 yards) and 11 tackles for losses ... posted season-high 11 tackles (seven solos) and sacked quarterback Ray Lucas for a 3-yard loss in a 41-38 victory over Rutgers in the season finale. **1994:** Started every game at right defensive tackle ... finished the year with 62 tackles (40 solos), including six sacks (-37 yards) and 13 tackles of losses ... posted a season-high 10 tackles and an assist on a sack for an 8-yard loss vs. West Virginia ... registered eight tackles and a pair of sacks vs. Virginia Tech and provided another eight tackles in a 30-11 victory over Notre Dame. **1993:** Started every game at left defensive tackle and totaled 61 tackles and four sacks for a loss of 12 yards ... opened the season with nine stops, including one for a loss vs. Miami ... had one of his best games competing against Temple All-American Tre Johnson when he made six tackles, including two sacks for 10 yards and was credited with forcing a

### Extra Points

- Chris is a native of North Attleboro, Mass., located just nine miles south of Foxboro Stadium.
- Chris was the captain of his football, basketball and track teams in high school.
- Chris played for Tom Coughlin and Dan Henning while at Boston College – two of Bill Parcells' coaching cronies.





fumble ... registered a season-high with eight stops, including one for a loss vs. Army ... added seven tackles including a 4-yard sack and a pair of tackles for losses in a 31-13 victory over Virginia in the Carquest Bowl.


**1992:** Started every game at right defensive tackle as a redshirt freshman ... slowed by a neck burner in the fall drills, but did not miss any action ... recorded 52 tackles including a sack and a couple of tackles for losses ... posted a season-high with seven tackles vs. Michigan State ... totaled six stops in a 38-23 victory over Tennessee in the Hall of Fame Bowl. **1991:** Redshirted as a true freshman.

**Personal:** Christopher Patrick Sullivan was born the son of Robert and Linda Sullivan on March 14, 1973 in North Attleboro, Mass. ... he attended North Attleboro High, where he lettered in football as a tight end and defensive end ... caught 22 passes for 552 yards and three touchdowns as a senior, but dominated along the defensive line to earn all-Hockomock league laurels both his junior and senior seasons ... served as team captain in football, basketball and track and captured a host of honors in each of those sports ... received his bachelor's degree in sociology in May of 1995 in just four years ... single.

#### CHRIS SULLIVAN'S COLLEGIATE DEFENSIVE STATISTICS

Year	G/S	TT	UT	A	S-Yds	TFL	I-Yds	PD	FF	FR
1991	0/0	Redshirt - Freshman								
1992	12/12	58	27	31	1-1	2-4	0-0	0	0	0
1993	12/12	68	43	25	5-16	7-18	0-0	2	1	0
1994	12/12	62	40	22	6-37	13-14	0-0	1	0	0
1995	12/12	74	56	18	2-11	11-20	0-0	1	0	1
<b>Totals</b>	<b>48/48</b>	<b>262</b>	<b>166</b>	<b>96</b>	<b>14-65</b>	<b>33-56</b>	<b>0-0</b>	<b>4</b>	<b>1</b>	<b>1</b>

## 46 KANTROY BARBER



**Fullback**

**6-0 • 243 • Rookie**

**Draft: 4c (124th) '96**

**West Virginia**

**Born: October 4, 1973**

**Miami, Fla.**

**How Acquired:** Kantroy Barber was selected in the fourth round (124th overall) with the Patriots' third of three fourth round picks ... the selection was acquired from Oakland along with a third (76th overall) and a fifth round (149th overall) pick in exchange for New England's second round pick (57th overall).

**College:** Barber has a unique blend of size and power ... he was one of the strongest players on the Mountaineers roster and combines his strength with speed in the 4.5 range ... he is a relentless blocker and takes

### Extra Points

- Kantroy's father, Rudy, played LB for the Dolphins and the Chiefs in the NFL. Brother, Rudy Jr., earned all-conference honors as a guard at the University of Miami (Fla.).
- Kantroy was one of the strongest athletes at West Virginia, with a 485-pound bench press.
- Kantroy won the shot put event in the Atlantic 10 Track and Field Championships. His best throw was 53-feet, 6-and three quarters inches.



great pride in leading the charge on sweeps ... he is a reliable short-yardage ball carrier and a dependable intermediate range receiver ... has drawn some favorable comparisons to the 49ers FB William Floyd for his moves, punishing blocking style and his ability to shed tackles. **1995:** Started 10 of 11 games at fullback and rushed for 362 yards and four touchdowns on just 93 carries (3.9 avg.) ... added 11 receptions for 67 yards and a touchdown ... gained a season-high with 69 yards on just 13 carries (5.3 avg.) and scored on a 25-yard run and a 1-yard reception in a 31-19 victory over Boston College. **1994:** Earned Big East Conference Offensive Newcomer of the Year by *The Gridiron Report* ... played in all 13 games while sharing the fullback responsibilities with Jim Freeman ... started the final two games of the season vs. Syracuse and at the Carquest Bowl vs. South Carolina ... finished third on the team with 351 yards on 78 carries, but led the team with five rushing touchdowns ... credited with 35 knockdown blocks ... delivered a devastating block on Damon Simon, knocking him out of the contest, while quarterback Chad Johnston delivered a 32-yard touchdown pass to tight end Lovett Purnell in a 34-10 victory over Missouri ... picked up 45 yards on just three carries in a 52-16 thrashing of Louisiana Tech ... rushed for 70 yards and a touchdown on 17 carries in his first career start at fullback as the Mountaineers scored a 13-0 upset over Syracuse ... plowed through four Syracuse defenders from 1-yard out for his first career touchdown. **1993:** Lost a year of eligibility due to NCAA transfer regulations after transferring to West Virginia from Colorado ... competed in the annual spring Gold-Blue game and rushed for 84 yards, including a 47-yard touchdown, on just 10 carries. **1992:** Ruled ineligible to play at Colorado. **1991:** Red-shirted as a freshman.

**Personal:** Kantroy Barber was born the son of Rudy, Sr. and Jolene Barber on October 4, 1973 in Miami, Fla. ... earned All-American honors at Carol City High in Miami, Fla. ... rated third in the nation among prep fullback prospects on the Houston *Chronicle's* Top 100 squad ... twice earned All-Dade County laurels ... rushed for 623 yards and six touchdowns on 120 carries (5.2 avg.) in seven games as a senior ... excelled in track and won the Dade County title when he set a county record in the shot put with a 62'3" effort ... also competed in the discus (192'0") ... he is one of three children ... his brother Rudy, Jr. was an all-conference guard at the University of Miami (Fla.) in 1993 and signed as a rookie free agent with the Atlanta Falcons in 1994 ... cousin, Ricky Perry, played tackle on Miami's offensive line (1991-95) ... single.

#### KANTROY BARBER'S COLLEGIATE OFFENSIVE STATISTICS

Year	G/S	Rushing					Receiving				
		No	Yds	Avg	Lg	TD	No	Yds	Avg	Lg	TD
1991	0/0	Redshirt - Colorado									
1992	0/0	Did Not Play - Colorado									
1993	12/1	Transfer - West Virginia									
1994	13/2	78	337	4.7	38	5	6	38	6.3	12	0
1995	11/10	93	362	3.0	25	4	11	67	6.1	24	1
<b>Totals</b>	<b>24/12</b>	<b>171</b>	<b>713</b>	<b>4.2</b>	<b>38</b>	<b>9</b>	<b>17</b>	<b>110</b>	<b>5.8</b>	<b>24</b>	<b>1</b>


#### SCHOOL TIES

Kantroy Barber and Lovett Purnell were teammates at West Virginia. If each of them earn a roster position with the Patriots this year, they will be just the third and fourth Mountaineer alums to play for New England. The school which has supplied the Patriots with the most talent over the past 37 years is Boston College (23). Below is a list of the top 10 schools represented on the Patriots' all-time roster:

#	College	#	College
23 ...	Boston College	12 ...	Oklahoma
14 ...	Penn State	12 ...	Southern Cal
13 ...	Nebraska	11 ...	Michigan
13 ...	Syracuse	11 ...	Miami (Fla.)
12 ...	Michigan State	10 ...	U.C.L.A.



## 62 JOHN ELMORE

**Guard****6-3 • 302 • Rookie****Draft: 5 (139th) '96****Texas****Born: March 2, 1973****Sherman, Texas**

**How Acquired:** John Elmore was drafted in the fifth round (139th overall) of the 1996 NFL draft.

**College:** Elmore started at left guard and handled all of the long snapping chores in 1994 ... he made the transition to left tackle last year and earned all-conference honors, but is projected as a guard in the Patriots' offensive scheme ... displayed tremendous trap blocking skills during his collegiate career ... loves the game and is a tough competitor ... recently timed at 5.21 in the 40-yard

dash. **1995:** Earned first-team and second-team All-Southwestern Conference honors as a senior ... was voted team captain ... made the transition to left tackle and helped the Longhorns average 207.0 yards rushing per game ... participated in 838 plays and did not allow any sacks ... allowed just two pressures and was penalized just one time throughout the season ... credited with 77 knockdowns over the course of the year ... helped pave the way to 456 total net yards in a 38-17 whipping of Hawaii in the season opener ... credited with six knockdowns in helping the Longhorns amass 341 total yards rushing in a 35-10 victory over Southern Methodist ... rolled to 305 yards rushing in a 48-7 romp over Texas Tech ... it was the first time that the Longhorns had rushed for over 300 yards twice in a season. **1994:** Earned All-SWC honors by the *Houston Chronicle* and added numerous second-team honors ... started all season at left guard (747 plays) alongside left tackle Blake Brockermeyer to produce one of the most dominant offensive fronts on the collegiate level ... allowed just one sack and four pressures while the team averaged 224.4 yards passing per game ... credited with six knockdowns, including one on defensive end Cedric Jones in a 17-10 triumph over Oklahoma ... helped the offense roll up 582 yards of offense in a 63-35 thrashing of Baylor in the season finale ... scored a 35-31 victory over North Carolina in the Sun Bowl as the Longhorns picked up 229 yards rushing. **1993:** Started seven games at left guard ... missed two games due to a knee sprain ... helped the offense to 411 yards in a 37-10 victory over Southern Methodist. **1992:** Played in six games as a reserve guard. **1991:** Redshirted as a freshman.


**Personal:** John Elmore was born March 2, 1973 in Sherman, Texas ... earned *Super Prep* and *Parade* All-American honors during his prep career at Sherman (Texas) High ... rated the best offensive lineman in the state by Texas Football and Max Emfinger's recruiting services ... was an all-state choice and earned District Offensive Player of the Year as a senior ... was selected to the Athletic Director's Honor Roll in 1992 and again in 1995 ... squats over 600 pounds and clears 400 pound on the bench ... earned his degree in sports management in December, 1995 ... single.

### Extra Points

- Competing in the discus, John helped his prep track team win a district title in 1990.
- At Texas John power cleaned 330 pounds, bench pressed 400 pounds and squatted 606 pounds.
- John handled the long-snapping chores during his junior and senior years at Texas



## 49 CHRIS GRIFFIN



**Tight End**

**6-4 • 257 • Rookie**

**Draft: 6a (173rd) '96**

**New Mexico**

**Born: July 26, 1974**

**Lafayette, La.**

**How Acquired:** Chris Griffin was drafted in the sixth round (173rd overall) of the 1996 NFL draft.

**College:** Griffin has demonstrated a good work ethic and excellent concentration in traffic ... recently timed at 4.92 in the 40-yard dash.

**1995:** Listed by *The Poor Man's Guide to the NFL Draft* as a "Super Sleeper" ... started the first seven games, but missed the final four games of the season after fracturing his left fibula in his lower leg ... finished with seven receptions for 107 yards and two touchdowns ... scored on a career-long 34-yard touchdown reception vs. New Mexico State (9/23) ... made two catches for 14 yards and a 7-yard touchdown and delivered a key block which opened the hole for another score in a 24-10 victory over Hawaii.

**1994:** Started four of 12 games and finished the year with 12 catches for 179 yards and three touchdowns ... added three special teams tackles ... snared a one-handed reception for a 31-yard touchdown vs. Colorado State ... recorded a career-high with four receptions for 58 yards, including an 18-yard touchdown, in a 49-32 triumph over Fresno State ... set up a touchdown with a 25-yard reception in a 25-21 victory over Texas-El Paso. **1993:** Started five of 11 games and finished the season with eight catches for 87 yards and one touchdown ... added three special teams tackles ... had a season-high three receptions for 32 yards vs. Fresno State ... scored on a 14-yard reception in a 42-7 victory over New Mexico State. **1992:** Started four of 11 games and scored on each of his three receptions, totaling 28 yards ... scored in his first collegiate game as a true freshman when he made a spectacular diving catch in the back of the end zone for a 2-yard reception in a 24-7 victory over Texas Christian ... scored on a 23-yard pass in a 35-14 win over Texas-El Paso.

**1991:** Started four of 11 games and scored on each of his three receptions, totaling 28 yards ... scored in his first collegiate game as a true freshman when he made a spectacular diving catch in the back of the end zone for a 2-yard reception in a 24-7 victory over Texas Christian ... scored on a 23-yard pass in a 35-14 win over Texas-El Paso.

**Personal:** Christopher David Griffin was born the son of Georgia Griffin in Lafayette, La. on July 26, 1974 ... he earned all-conference honors as a tight end and defensive end his senior year at Putnam North High in Oklahoma City, Okla. when he caught 16 passes for 296 yards (18.5 avg.) and a touchdown ... graduated from high school with honors and ranked third in a class of 450 ... majored in civil engineering at New Mexico ... single.

### Extra Points

- Chris' grandfather, Gary Vinroot, was a tight end at Wabash (Ind.) College in 1934.
- Nine of Chris' 30 receptions in college were touchdowns (30 percent).
- Chris helped lead his high school team to an undefeated Class 5A Championship season.

ROOKIES

#### CHRIS GRIFFIN'S COLLEGIATE RECEIVING STATISTICS

Year	G/S	No	Yds	Avg	Lg	TD
1992	11/4	3	28	9.3	23	3
1993	11/5	8	87	10.9	15	1
1994	12/4	12	179	14.9	31	3
1995	7/7	7	107	15.3	34	2
<b>Totals</b>	<b>41/20</b>	<b>30</b>	<b>410</b>	<b>13.4</b>	<b>34</b>	<b>9</b>


#### Additional Statistics

Special Teams Tackles – 1993 (3), 1994 (3)





## 35 MARRIO GRIER

**Fullback****5-10 • 225 • Rookie****Draft: 6b (195th) '96****Tennessee-Chattanooga****Born: December 5, 1971****Charlotte, N.C.****(MAR - ee - o)**

**How Acquired:** Marrio Grier was drafted in the sixth round (195th overall) of the 1996 NFL draft... the pick was obtained from Detroit along with a third (Tedy Bruschi - 86th overall) and a fourth (Chris Sullivan - 119th overall) in exchange for the Patriots' third round pick (76th overall).

**College:** Grier is a north-south rusher with good acceleration and power ... he was recently timed at 4.68 in the 40-yard dash. **1995:** Started every game for the Moccasins and led the team with 743 yards rushing and seven touchdowns on 161 carries (4.6 avg.) ... finished third on the team with 26 receptions for 192 yards (7.4 avg.) and two touchdowns ... was a "Super Sleeper" selection by the *Poor Man's Guide to the NFL Draft* ... opened the season with 48 yards and a pair of 1-yard touchdowns on just seven attempts in a 41-0 blowout of Charleston Southern (9/2) ... rushed for 64 yards on 17 carries vs. Auburn (9/9) ... gained 104 yards and a pair of 1-yard touchdowns in a 35-14 victory over Western Carolina (10/21) ... rushed for a career-high 121 yards on just seven carries (17.3 avg.), including a game-winning 7-yard score with 2:19 remaining in a 29-24 victory over The Citadel ... in that game, he also caught five passes for 81 yards and two touchdowns, including a long of 59 yards - accounting for 202 net yards from scrimmage and three touchdowns ... closed out his collegiate career with 67 yards and two scores on 20 carries vs. Furman. **1994:** Started every game at fullback and led the team in rushing with 544 yards and two touchdowns on 111 carries (4.9 avg.) ... added 28 receptions for 204 yards and a touchdown ... returned seven kickoffs for 82 yards (11.7 avg.) ... scored his first career touchdown on a 1-yard dive in a 47-23 victory over Gardner-Webb ... rushed for 109 yards and scored on a 9-yard jaunt on just 15 attempts (7.3 avg.) vs. The Citadel. **1993:** Saw limited playing time in four games during his first year with UTC ... picked up 38 yards on seven carries (5.4 avg.). **1992:** Played in 11 games at Clemson, starting at fullback vs. Florida State and Ball State ... picked up 85 yards and a pair of touchdowns on 25 carries as a redshirt freshman ... rushed for 24 yards and a touchdown on eight carries in his first game at Clemson ... rushed for 35 yards and two touchdowns, including a 24-yard score, on just 10 carries in a 54-3 thrashing of Tennessee-Chattanooga. **1991:** Redshirted as a freshman. **1990:** Signed a letter of intent at Clemson, but attended Valley Forge Prep instead.

**Extra Points**

- Marrio scored 15 rushing touchdowns and added three defensive scores on fumble recoveries as a senior at Independence High in Charlotte, N.C.
- Led UTC in rushing as a junior and a senior and finished his career with a 4.6 yard average on 304 carries (1410 yards).

**Personal:** Marrio Darnell Grier was born on December 5, 1971 in Charlotte, N.C. ... earned third-team All-American acclaim by *Blue Chip Magazine* as a senior at Independence High in Charlotte, N.C. ... also earned first-team all-conference honors that year after rushing for 960 yards and 15 touchdowns ... played in the 1989 Shrine game ... rushed for 2,712 yards and 42 touchdowns during a standout three-year prep career ... lettered and earned both all-county and all-conference honors in football and track ... majored in industrial education at Tennessee-Chattanooga ... single.





## MARRIO GRIER'S COLLEGIATE OFFENSIVE STATISTICS


Year	G/S	Rushing					Receiving				
		No	Yds	Avg	Lg	TD	No	Yds	Avg	Lg	TD
1991	0/0	Redshirt - Freshman at Clemson									
1992*	11/2	25	85	3.4	24	2	3	31	10.3	14	0
1993	4/0	7	38	5.4	22	0	-	-	-	-	-
1994	11/11	111	544	4.9	39	2	28	204	7.3	34	1
1994	11/11	161	743	4.6	35	7	26	192	7.4	59	2
<b>Totals</b>	<b>37/24</b>	<b>304</b>	<b>1410</b>	<b>4.6</b>	<b>39</b>	<b>11</b>	<b>57</b>	<b>427</b>	<b>7.5</b>	<b>59</b>	<b>3</b>

\* 1992 totals were at Clemson

## Additional Statistics

Kickoff Returns — 1992 (1 for 9 yards), 1994 (7 for 82 yards)

## 72 DEVIN WYMAN



## Defensive Tackle

6-7 • 307 • Rookie

Draft: 6c (206th) '96

Kentucky State

Born: August 29, 1973

East Palo Alto, Calif.

ROOKIES

**How Acquired:** Devin Wyman was drafted by the Patriots in the sixth round (206th overall), the third of three sixth round picks by the Patriots in the 1996 NFL draft ... the selection was awarded to the Patriots as compensation from the league for players lost due to free agency.

**College:** Wyman is an imposing physical specimen ... at 6-feet-7-inches and 307 pounds, he is the Patriots' largest prospect. **1995:** Started at defensive end and led the team with nine sacks (-79 yards) and added six tackles for losses (-53 yards) ... intercepted two passes and was credited with a total of four passes defended ... forced seven fumbles and recovered three others ... totaled 42 tackles (29 solos) ... recorded five tackles and two sacks in a 7-0 shutout over Clark-Atlanta (9/23) ... recorded three sacks and forced two fumbles in a 40-0 blowout of Kentucky Wesleyan (10/7) ... registered a season-high with seven hits, including three behind the line of scrimmage and returned an interception 41 yards to set up a touchdown vs. Lane (10/14) ... recorded two sacks, forced and recovered a fumble in a 13-6 victory over Morehouse (11/4).

**Junior College:** Wyman attended San Mateo (Calif.) Junior College, where he lettered twice (1993-94) as a defensive end ... in two seasons, he totaled 134 tackles (78 solos), including 32 tackles for losses (-125 yards), 17 of which were quarterback sacks (-84 yards) ... credited with causing nine fumbles and recovering six others ... also added seven passes defended, including three pass interceptions.

**Personal:** Devin Wyman was born August 29, 1973 in East Palo Alto, Calif. ... was a two-time all-state selection at East Palo Alto (Calif.) High ... led the state in quarterback sacks his junior and senior seasons ... excelled in basketball as well, setting a school record with 334 rebounds in 1992 ... single.

## Extra Points


- Devin set a high school record with 334 rebounds in 1992.
- On the gridiron, Devin was a two-time All-State selection and led the state in quarterback sacks as a junior and senior.



## DEVIN WYMAN'S COLLEGIATE DEFENSIVE STATISTICS

Year	G/S	TT	UT	A	S-Yds	TFL	I-Yds	PD	FF	FR
1993-94		San Mateo Junior College								
1995	11/11	42	29	13	9-79	6-53	2-41	4	7	3
<b>Totals</b>	11/11	42	29	13	9-79	6-53	2-41	4	7	3

## 48 LOVETT PURNELL



## Tight End

6-2 • 250 • Rookie

Draft: 7a (216th) '96

West Virginia

Born: April 7, 1972

Seaford, Del.

**How Acquired:** Lovett Purnell was drafted by the Patriots in the seventh round (216th overall), the first of two seventh round picks by the Patriots in the 1996 NFL draft.

**College:** Lovett finished his collegiate career with 79 receptions for 1,173 yards and 10 touchdowns ... his 79 receptions rank 10th in the Mountaineers all-time record book.

**1995:** Earned second-team All-Big East honors and selected as team MVP by his teammates ... started every game and finished second on the team with 614 yards and six touchdowns on 37 receptions (16.6 avg.) ... recorded a career-high with eight receptions for 149 yards in the season-opening loss to Purdue (9/2) ... snared three passes for 134 yards with touchdowns of 49 and 76 yards in a 59-26 romp over Rutgers (11/4) ... picked up 69 yards on five receptions in a 31-19 victory over Boston College (10/14). **1994:** Started every game and finished third on the team with 41 receptions for 547 yards and four touchdowns ... had at least one reception in 12 of the 13 games ... earned individual performance honors following games vs. Louisiana Tech, Boston College, Virginia Tech and Missouri ... caught seven passes for 70 yards at Rutgers (10/10) ... his seven grabs was the most by a Mountaineer tight end in 13 years ... scored his first career touchdown when he leaped over a pair of defenders to haul in a 32-yard pass in a 34-10 triumph over Missouri (10/1) ... he finished the game with three catches for 62 yards ... closed out the season with five receptions for 66 yards and touchdowns of 6 and 7 yards vs. South Carolina in the Carquest Bowl. **1993:** Played in every game, but did not start for a Mountaineer team which finished the regular season 11-0 and won the Big East title ... recorded his first career reception, and his only catch of the year, on a 12-yard pass in a 42-21 victory over Pittsburgh (10/23) ... played, but did not record any statistics in the Sugar Bowl vs. Florida. **1992:** Did not participate in football.

**Personal:** Lovett Purnell was born the son of Ronald and Betty Harmon on April 7, 1972 in Seaford, Del. ... he was a three-sport first-team all-state selection his junior and senior seasons ... selected the Delaware State Player of the Year following his senior football campaign and earned MVP honors following the state's prep all-star game ... he is one of five children ... single.

## Extra Points

- Lovett played on the 1993 West Virginia team which finished the regular season 11-0 and ranked 2nd in the nation (coaches' poll) before losing to Florida in the Sugar Bowl.
- Lovett earned football MVP honors in the Delaware State High School All-Star Game.



## LOVETT PURNELL'S COLLEGIATE RECEIVING STATISTICS


Year	G/S	No	Yds	Avg	Lg	TD
1992	0/0	Did Not Play				
1993	11/0	1	12	12.0	12	0
1994	13/13	41	547	13.3	37	4
1995	11/11	37	614	16.6	76	6
<b>Totals</b>	<b>36/24</b>	<b>79</b>	<b>1173</b>	<b>14.8</b>	<b>76</b>	<b>10</b>

## Additional Statistics

Special Teams Tackles – 1994 (1)

Kickoff Returns – 1993 (1 for 9 yards)

## 70 J.R. CONRAD



## Tackle

6-3 • 300 • Rookie

Draft: 7b (247th) '96

Oklahoma

Born: February 2, 1974

Fairland, Okla.

ROOKIES

**How Acquired:** J.R. Conrad was drafted by the Patriots in the seventh round (247th overall) of the 1996 NFL draft.

**College:** Conrad was a versatile player at Oklahoma, having played center, left tackle and right tackle during his collegiate career ... bench presses 510 pounds and holds the Sooner record with a 1,055-pound squat ... timed at 5.17 in the 40-yard dash at the combines. **1995:** Started the final nine games of the season at right tackle ... credited with 51 knock-down blocks on an offensive line which helped generate 4,093 yards in total offense (372.1 avg.) ... offense rolled up 560 yards in a 51-10 romp over North Texas State (9/23) ... logged six knockdowns in a 39-26 victory over Iowa State (10/7) ... got the best of DE Tony Brackens as the Sooners rolled up 422 yards at Texas (10/14). **1994:** Shifted to his third position in as many years as he opened the season at right tackle and started every game ... helped pave the way for an offensive attack which averaged 182.2 yards rushing per game ... credited with seven knockdowns in a 33-14 victory over their state rivals, Oklahoma State. **1993:** Played in every game, starting four at left tackle and one at center ... amassed 507 yards in offense in a 31-0 shutout victory over Oklahoma State. **1992:** Earned freshman All-American honors for his performance at the pivot ... became the first true freshman in school history to debut as the team's starting center ... started every game ... only had two fumbled center-to-quarterback exchanges all season.

## Extra Points

- At Oklahoma, J.R. was the first pure freshman to start at center in his school's history.
- J.R. graduated from a class of just 18 people in high school and had just 17 players on the football team.
- In high school, J.R. was named the Outstanding Offensive Lineman at Bill Moss' football camp in 1991.


**Personal:** James Robert Conrad was born the son of Priscilla Conrad on February 2, 1974 in Fairland, Okla. ... he earned first-team all-state honors and was one of eight finalists for the Oklahoma Gatorade Circle of Champions Award as a senior at Fairland (Okla.) High ... rated the 15th best offensive lineman in the country and picked up all-Midland honors from *Super Prep Magazine* ... majored in social studies at Oklahoma ... single.



## 1996 PATRIOTS ROOKIE FREE AGENTS


## ROOKIE AND FIRST-YEAR FREE AGENT SIGNINGS

Date	Player	Pos	HT	WT	College
4-15-96	Blair Culley	K	6-1	190	Oklahoma
5-01-96	Ray Lucas	WR	6-2	201	Rutgers
6-04-96	Ryan McGrath	TE	6-5	255	S.W. Louisiana
4-21-96	Ryan Oman	G	6-5	294	Wyoming
4-21-96	Byron Thompson	DE	6-5	260	Baylor
4-21-96	Marcus Wall	WR/KR	5-9	165	North Carolina

**1 BLAIR CULLEY • K • 6-1 • 190 • OKLAHOMA**


Signed with the Patriots as a first-year free agent on April 15, 1996. **NFL:** Signed with the Cincinnati Bengals in 1995, but was released on June 13, prior to the start of training camp ... possesses tremendous leg strength and could be a great asset to the kickoff team ... received interest from pro scouts through a kicking personnel service ... he has recorded outstanding hang time and distance kicking off a tee. **College:** Attended Pittsburg (Kan.) State

(1988-89) and redshirted in 1989 ... following the season, he transferred to Northeastern State (1990) ... transferred again and walked-on at Oklahoma, but in two seasons (1991-92) he did not see any game action. **Personal:** Stephen Blair Culley was born November 29, 1968 in Tulsa, Oklahoma ... he attended Charles Page High in Sand Springs, Okla. ... used a kicking personnel service to attract the attention of some professional scouts ... has been working as a high school coach in Norman, Okla. since graduating from Oklahoma ... single.

**15 RAY LUCAS • WR • 6-2 • 201 • RUTGERS**

Signed with the Patriots as a rookie free agent on May 1, 1996 ... Lucas was a college quarterback who was tried out as a safety on his first day with the Patriots and at wide receiver on his second day of his tryout ... signed with the Patriots two days later as a wide receiver. **College:** Lucas was a record-setting quarterback at Rutgers ... finished his career ranked second in attempts (908), completions (514) and yards (5,896), topped only by Scott Erney


... broke Erney's school record with 43 career touchdown passes ... rushed for 772 yards and 15 touchdowns on 276 carries ... completed 188 of 347 passes (.542) for 2,180 yards and 16 touchdowns as a senior ... added six touchdowns and 276 yards rushing on 77 carries ... had one of his finest games in his final collegiate contest when he passed for 327 yards (26 of 44) and a touchdown and rushed for two additional scores and 35 yards on eight carries. **Personal:** Ray Lucas was born August 6, 1972 in Harrison, N.J. ... he earned all-state honors as a quarterback at Harrison High ... scored 98 of the team's 128 points as a senior ... passed for 960 yards, rushed for 545 yards and handled the team's kicking responsibilities ... also lettered in basketball ... majored in business administration at Rutgers ... single.

**47 RYAN MCGRATH • TE • 6-5 • 255 • S.W. LOUISIANA**

Signed with the Patriots as a first-year free agent on June 4, 1996. **Pro:** Originally signed with the Dallas Cowboys as a rookie free agent on April 7, 1995 ... waived by the Cowboys and signed with the Cleveland Browns (7/20/95) ... opened the seasons on the Browns' practice squad, but was released in September. **College:** Finished third on the team with 17 receptions for 218 yards (12.8 avg.) and a touchdown in 11 games as a senior ... gained 207 yards


on 22 receptions as a junior ... transferred to S.W. Louisiana from Pasadena Community College after earning All-Mission North Conference honors as a sophomore. **Personal:** Ryan McGrath was born August 23, 1972 in Pasadena, Calif. ... he attended Kennedy High in Pasadena, Calif. and lettered in football ... grabbed 25 receptions and recorded 65 tackles as a senior ... single.



**69 RYAN OMAN • G • 6-5 • 294 • WYOMING**


Signed with the Patriots as a rookie free agent on April 21, 1996. **College:** Started every game at right guard as senior ... credited with 74 knockdowns and helped the Cowboys to 273.2 passing yards per game ... started first eight games as a junior ... recruited to Wyoming as a defensive tackle in 1991 ... redshirted as a freshman ... played sparingly the following year before making the transition to the defensive line. **Personal:** Ryan Oman was born May

12, 1973 in Minneapolis, Minn. ... lettered as a two-way lineman at Bemedji (Minn.) High and led the team in tackles as a senior ... played forward on the Bemedji basketball team ... also lettered in track, competing in the 100- and 200-meter dashes ... majored in criminal justice at Wyoming ... single.

**65 BYRON THOMPSON • DE • 6-5 • 260 • BAYLOR**

Signed with the Patriots as a rookie free agent on April 21, 1996. **College:** Received limited playing time, but appeared in every game ... backed up Baylor's All-American Daryl Gardener at left defensive end for most of his career ... finished his career with 64 tackles in 38 games and one quarterback sack ... registered 28 tackles (12 solos) with a pair of tackles for loss as a senior ... recorded a career-high with seven tackles and two tackles for losses

in a 37-5 victory over Tulsa ... posted 24 tackles, including his sack and 2.5 tackles for losses as a junior. **Personal:** Byron Thompson was born the son of Booker and JoAnn Thompson on April 20, 1973 in Killeen, Texas ... he was a Texas Top 100 football prospect at Ellison High in Killeen, Texas ... added all-district honors as a senior ... also lettered in basketball and track ... majored in sociology at Baylor ... cousin, Thomas Sanders, was a running back for the Chicago Bears (1985-89) ... single.

**17 MARCUS WALL • WR/KR • 5-9 • 165 • N. CAROLINA**

Signed with the Patriots as a rookie free agent on April 21, 1996. **College:** Wall was an exciting performer and a constant threat as a wide receiver and kick returner ... caught 88 passes for 1,344 yards (15.3 avg.) and 12 touchdowns during his collegiate career ... added 98 yards on 20 carries (4.9 avg.) on reverses ... a four-year kick returner, Walls returned 96 kicks for a 24.2 yard average and scored on returns of 96 and 87 yards during his career ... his

24.2 yard average ranks third in school history ... took up the punt return responsibilities as a senior and broke one for an 82-yard touchdown ... averaged 12.3 yards per punt return on 20 punts ... in all, he accounted for 3,574 all-purpose yards, more than any other wide receiver in Tar Heel history ... combined for 1,060 all-purpose yards as a senior ... had a 96-yard kickoff return for a touchdown, the third-longest return in school history ... with that return, he became the first player in Tar Heel history to return two kicks for touchdowns during his career ... had a banner year as a junior ... ranked second on the team with 29 receptions for 569 yards and set a school record with nine touchdown receptions ... returned 27 kicks for 743 yards (27.5 avg.) and a touchdown, breaking the record he set in 1993 when he had 734 yards on returns ... his 27.5 yard average ranked third in the nation in 1994 and second on the Tar Heels' all-time records. **Personal:** Marcus Terrell Wall was born the son of Marion Wall on December 10, 1973 in Fayetteville, N.C. ... earned all-state recognition at South View High in Fayetteville, N.C. ... ranked third on the state's all-time prep rushing list with 2,501 yards and 27 touchdowns on just 334 carries (7.5 avg.) as a senior ... averaged 9.8 yards per punt return and 26.8 yards per kick return ... scored 180 points and completed a pass for a touchdown as he led the team to the state title ... in the title game, he rushed for 178 yards and was named Most Valuable Player of the game ... was a member of his school's state championship 4x100 relay team ... majored in communications at North Carolina ... nicknamed "Super Gnat" by his teammates ... single.





## 1996 NUMERICAL TRAINING CAMP ROSTER

(Ages as of September 1, 1996)

NO	NAME	POS	HT	WT	AGE	YEAR	COLLEGE	ACQUIRED
1	Blair Culley	K	6-1	190	27	1	Oklahoma	FA-96
3	Matt Bahr	K	5-10	175	40	18	Penn State	CW (PHI)-93
7	Jay Barker	QB	6-3	220	24	2	Alabama	FA-95
11	Drew Bledsoe	QB	6-5	233	24	4	Washington State	D1-93
15	Ray Lucas	WR	6-2	201	24	R	Rutgers	FA-96
16	Scott Zolak	QB	6-5	235	28	6	Maryland	D4-91
17	Marcus Wall	WR/KR	5-9	165	22	R	North Carolina	FA-96
18	Bill Schroeder	WR	6-2	198	25	2	Wisc.-La Crosse	TR (GB)-95
19	Tom Tupa	P/QB	6-4	220	30	8	Ohio State	UFA (BAL)-96
21	Ricky Reynolds	CB	5-11	190	31	10	Washington State	UFA (TB)-94
22	David Meggett	RB	5-7	195	30	8	Towson State	UFA (NYG)-95
23	Terry Ray	SS	6-1	205	26	5	Oklahoma	CW(ATL)-93
24	Ty Law	CB	5-11	196	22	2	Michigan	D1-95
25	Larry Whigham	SS	6-2	205	24	3	N.E. Louisiana	FA-94
26	Corey Croom	RB	5-11	208	25	4	Ball State	FA-93
27	Mike McGruder	CB	5-10	178	32	7	Kent	UFA (TB)-96
28	Curtis Martin	RB	5-11	203	23	2	Pittsburgh	D3a-95
29	Frankie Smith	CB	5-9	182	27	3	Baylor	CW (MIA)-96
30	Corwin Brown	FS	6-1	200	26	4	Michigan	D4b-93
31	Jimmy Hitchcock	CB	5-10	188	24	2	North Carolina	D3b-95
32	Willie Clay	FS	5-10	198	25	5	Georgia Tech	UFA-96
33	Sam Gash	FB	6-0	235	27	5	Penn State	D8b-92
34	Rupert Grant	FB	6-1	233	22	2	Howard	FA-95
35	Marrio Grier	FB	5-10	225	24	R	Tenn.-Chattanooga	D6b-96
36	Lawyer Milloy	SS	6-0	208	22	R	Washington	D2-96
37	Chico Nelson	SS	6-0	198	26	1	Ohio State	CW (MIA)-96
38	David Green	RB	5-11	193	24	2	Boston College	FA-95
40	Carlos Yancy	CB	6-0	185	26	2	Georgia	D7-95
41	Eddie Cade	FS	6-1	210	23	2	Arizona State	FA-95
43	Vernon Lewis	CB	5-10	192	25	4	Pittsburgh	FA-93
45	Tedy Bruschi	MLB	6-1	245	23	R	Arizona	D3-96
46	Kantroy Barber	FB	6-0	243	22	R	West Virginia	D4c-96
47	Ryan McGrath	TE	6-5	255	24	1	S.W. Louisiana	FA-96
48	Lovett Purnell	TE	6-2	250	24	R	West Virginia	D7a-96
49	Chris Griffin	TE	6-4	257	22	R	New Mexico	D6a-96
50	Bobby Abrams	OLB	6-4	242	29	7	Michigan	UFA (MIN)-95
51	Andre Bowden	OLB	6-3	240	28	2	Fayetteville State	FA-94
52	Ted Johnson	MLB	6-3	240	23	2	Colorado	D2-95
53	Chris Slade	OLB	6-5	245	25	4	Virginia	D2a-93
54	Alcides Catanho	OLB	6-4	230	24	2	Rutgers	FA-95
55	Willie McGinest	DE	6-5	255	24	3	Southern Cal	D1-94
58	Marty Moore	MLB	6-1	244	25	3	Kentucky	D7b-94
59	Todd Collins	OLB	6-2	242	26	4	Carson-Newman	D3a-92
60	Sean Holcomb	MLB	6-3	250	25	1	Texas A&I	FA-95
61	Bob Kratch	G	6-3	288	30	8	Iowa	UFA (NYG)-94



## 1996 NUMERICAL TRAINING CAMP ROSTER

NO	NAME	POS	HT	WT	AGE	YEAR	COLLEGE	ACQUIRED
62	John Elmore	G	6-3	302	23	R	Texas	D5a-96
63	Heath Irwin	G	6-4	273	23	R	Colorado	D4a-96
64	Dave Wohlabaugh	C	6-3	292	24	2	Syracuse	D4-95
65	Byron Thompson	DE	6-5	260	23	R	Baylor	FA-96
66	Jeff Dellenbach	C	6-6	300	33	12	Wisconsin	UFA (MIA)-95
67	Mike Gisler	C	6-4	300	27	4	Houston	FA-93
68	Max Lane	T	6-6	305	25	3	Navy	D6b-94
69	Ryan Oman	G	6-5	294	23	R	Wyoming	FA-96
70	J.R. Conrad	T	6-3	300	22	R	Oklahoma	D7b-96
71	Todd Rucci	G	6-5	291	26	4	Penn State	D2b-93
72	Devin Wyman	DT	6-7	307	23	R	Kentucky State	D6c-96
74	Chris Sullivan	DE	6-4	279	23	R	Boston College	D4b-96
75	Pio Sagapolutele	DT	6-6	297	26	6	San Diego State	UFA (BAL)-96
76	William Roberts	G	6-5	298	34	13	Ohio State	FA-95
77	Larry Tharpe	T	6-4	300	25	5	Tennessee State	UFA (ARZ)-96
78	Bruce Armstrong	T	6-4	295	30	10	Louisville	D1-87
80	Troy Brown	WR	5-9	190	25	4	Marshall	FA-94
81	Hason Graham	WR	5-10	176	25	2	Georgia	FA-95
82	Vincent Brisby	WR	6-2	188	25	4	NE Louisiana	D2c-93
83	Will Moore	WR	6-2	180	26	2	Texas Southern	FA-95
84	Shawn Jefferson	WR	5-11	180	27	6	Central Florida	UFA-96
85	John Burke	TE	6-3	248	24	3	Virginia Tech	D4-94
86	Kevin Lee	WR	6-1	194	25	3	Alabama	D2-94
87	Ben Coates	TE	6-5	245	27	6	Livingstone College	D5b-91
88	Terry Glenn	WR	5-10	184	22	R	Ohio State	D1-96
90	Reggie White	DT	6-5	303	26	5	North Carolina A&T	FA-95
91	Bruce Walker	DT	6-4	310	24	3	UCLA	FA-94
92	Ferric Collons	DE	6-6	285	26	3	California	TR (GB)-95
93	Monty Brown	OLB	6-1	240	26	4	Ferris State	RFA (BUF)-96
94	Rich McKenzie	DE	6-2	265	25	2	Penn State	FA-96
95	Dwayne Sabb	LOB	6-4	248	26	5	New Hampshire	D5-92
96	Mike Jones	DE	6-4	295	27	6	North Carolina State	FA-94
97	Mark Wheeler	DT	6-3	285	26	5	Texas A&M	UFA (TB)-96
98	Troy Barnett	DT	6-5	293	25	3	North Carolina	FA-94
99	Steve DeOssie	LB/DS	6-2	248	33	13	Boston College	UFA (NYJ)-94

## PRONUNCIATION GUIDE

Andre Bowden (BOW-den)

Vincent Brisby (BRIZ-be)

Tedy Bruschi (BREW-ski)

John Burke (BURK)

Alcides Catanho (al-C-DEES)(cah-TAN-O)

Ferric Collons (COLE-enz)

Mike Gisler (GEESE-ler)

Hason Graham (ha-SAWN)

Willie McGinest (Mc-GINN-est)

Lovett Purnell (lah-VET)

Todd Rucci (ROO-chee)

Pio Sagapolutele (PEE-oh)(SAHG-a-poo-la-tel-lee)

Bill Schroeder (SHRADE-er)

Dave Wohlabaugh (WOOL-uh-bah)



## 1996 ALPHABETICAL TRAINING CAMP ROSTER

								HIGH SCHOOL
NO	NAME	POS	HT	WT	BORN	EXP	COLLEGE	HOMETOWN
50	Abrams, Bobby	OLB	6-4	242	04/12/67	7	Michigan	Detroit, Mich.
78	Armstrong, Bruce	T	6-4	295	09/07/65	10	Louisville	Miami, Fla.
3	Bahr, Matt	K	5-10	175	07/06/56	18	Penn State	Langhorne, Pa.
46	Barber, Kantroy	FB	6-0	243	10/04/73	R	West Virginia	Miami, Fla.
7	Barker, Jay	QB	6-3	220	07/20/72	2	Alabama	Trussville, Ala.
98	Barnett, Troy	DT	6-5	293	05/24/71	3	North Carolina	Jacksonville, N.C.
11	Bledsoe, Drew	QB	6-5	233	02/14/72	4	Washington St.	Walla Walla, Wash.
51	Bowden, Andre	OLB	6-3	240	05/04/68	2	Fayetteville State	Raleigh, N.C.
82	Brisby, Vincent	WR	6-2	188	01/25/71	4	N.E. Louisiana	Lake Charles, La.
30	Brown, Corwin	FS	6-1	200	04/25/70	4	Michigan	Chicago, Ill.
93	Brown, Monty	OLB	6-1	240	04/13/70	4	Ferris State	Bridgeport, Mich.
80	Brown, Troy	WR	5-9	190	07/02/71	4	Marshall	Blackville, S.C.
45	Bruschi, Teddy	MLB	6-0	245	06/09/73	R	Arizona	Roseville, Calif.
85	Burke, John	TE	6-3	248	09/07/71	3	Virginia Tech	Holmdel, N.J.
41	Cade, Eddie	FS	6-1	210	08/04/73	2	Arizona State	Eloy, Ariz.
54	Catanho, Alcides	OLB	6-4	230	01/20/72	2	Rutgers	Elizabeth, N.J.
32	Clay, Willie	FS	5-10	198	09/05/70	5	Georgia Tech	Pittsburgh, Pa.
87	Coates, Ben	TE	6-5	245	08/16/69	6	Livingstone	Greenwood, S.C.
59	Collins, Todd	OLB	6-2	242	05/27/70	4	Carson-Newman	New Market, Tenn.
92	Collons, Ferric	DE	6-6	285	12/04/69	3	California	Sacramento, Calif.
70	Conrad, J.R.	T	6-3	300	02/02/74	R	Oklahoma	Fairland, Okla.
26	Croom, Corey	RB	5-11	208	05/22/71	4	Ball State	Sandusky, Ohio
1	Culley, Blair	K	6-1	190	11/29/68	1	Oklahoma	Sand Springs, Okla.
66	Dellenbach, Jeff	C	6-6	300	02/14/63	12	Wisconsin	Wausau, Wis.
99	DeOssie, Steve	LB/DS	6-2	248	11/22/62	13	Boston College	Boston, Mass.
62	Elmore, John	G	6-3	302	03/02/73	R	Texas	Sherman, Texas
33	Gash, Sam	FB	6-0	235	03/07/69	5	Penn State	Hendersonville, N.C.
67	Gisler, Mike	C	6-4	300	08/26/69	4	Houston	Range, Texas
88	Glenn, Terry	WR	5-10	184	07/23/74	R	Ohio State	Columbus, Ohio
81	Graham, Hason	WR	5-10	176	03/21/71	2	Georgia	Decatur, Ga.
34	Grant, Rupert	FB	6-1	233	11/05/73	2	Howard	Washington, D.C.
38	Green, David	RB	5-11	193	04/18/72	2	Boston College	Mt. Kisco, N.Y.
35	Grier, Marrio	FB	5-10	225	12/05/71	R	Tenn.-Chattanooga	Charlotte, N.C.
49	Griffin, Chris	TE	6-4	257	07/26/74	R	New Mexico	Oklahoma City, Okla.
31	Hitchcock, Jimmy	CB	5-10	188	11/09/71	2	North Carolina	Concord, N.C.
60	Holcomb, Sean	MLB	6-3	250	03/09/71	1	Texas A&I	Midland, Texas
63	Irwin, Heath	G	6-4	300	06/27/73	R	Colorado	Boulder, Colo.
84	Jefferson, Shawn	WR	5-11	180	02/22/69	6	Central Florida	Jacksonville, Fla.
52	Johnson, Ted	MLB	6-3	240	12/04/72	2	Colorado	Carlsbad, Calif.
96	Jones, Mike	DE	6-4	295	08/25/69	6	North Carolina St.	Columbus, S.C.
61	Kratch, Bob	G	6-3	288	01/06/66	8	Iowa	Mahwah, N.J.
68	Lane, Max	T	6-6	305	02/22/71	3	Navy	Norborne, Mo.
24	Law, Ty	CB	5-11	196	02/10/74	2	Michigan	Aliquippa, Pa.
86	Lee, Kevin	WR	6-1	194	01/01/71	3	Alabama	Mobile, Ala.
43	Lewis, Vernon	CB	5-10	192	10/27/70	4	Pittsburgh	Houston, Texas



## 1996 ALPHABETICAL TRAINING CAMP ROSTER

NO	NAME	POS	HT	WT	BORN	EXP	COLLEGE	HIGH SCHOOL
								HOMETOWN
15	Lucas, Ray	WR	6-2	201	08/06/72	R	Rutgers	Harrison, N.J.
28	Martin, Curtis	RB	5-11	203	05/01/73	2	Pittsburgh	Pittsburgh, Pa.
55	McGinest, Willie	DE	6-5	255	12/11/71	3	Southern Cal	Long Beach, Calif.
47	McGrath, Ryan	TE	6-5	255	08/23/72	1	S.W. Louisiana	Pasadena, Calif.
27	McGruder, Mike	CB	5-10	178	05/06/64	7	Kent State	Cleveland Heights, Ohio
94	McKenzie, Rich	DE	6-2	265	04/15/71	2	Penn State	Ft. Lauderdale, Fla.
22	Meggett, David	RB	5-7	195	04/30/66	8	Towson State	Charleston, S.C.
36	Milloy, Lawyer	SS	6-0	208	11/14/73	R	Washington	Tacoma, Wash.
58	Moore, Marty	MLB	6-1	244	03/19/71	3	Kentucky	Fort Thomas, Ky.
83	Moore, Will	WR	6-2	180	02/21/70	2	Texas Southern	Dallas, Texas
37	Nelson, Chico	S	6-0	198	12/25/69	1	Ohio State	Sarasota, Fla.
69	Oman, Ryan	G	6-5	294	05/12/73	R	Wyoming	Bemidji, Minn.
48	Purnell, Lovett	TE	6-2	250	04/07/72	R	West Virginia	Seaford, Del.
23	Ray, Terry	SS	6-1	205	10/12/69	5	Oklahoma	Killeen, Texas
21	Reynolds, Ricky	CB	5-11	190	01/19/65	10	Washington St.	Sacramento, Calif.
76	Roberts, William	G	6-5	298	08/05/62	13	Ohio State	Miami, Fla.
71	Rucci, Todd	G	6-5	291	07/14/70	4	Penn State	Upper Darby, Pa.
95	Sabb, Dwayne	OLB	6-4	248	10/09/69	5	New Hampshire	Union, N.J.
75	Sagapolutele, Pio	DT	6-6	297	11/28/69	6	San Diego State	American Samoa
18	Schroeder, Bill	WR	6-2	198	01/09/71	2	Wisc.-La Crosse	Sheboygan, Wisc.
53	Slade, Chris	OLB	6-5	245	01/30/71	4	Virginia	Newport News, Va.
29	Smith, Frankie	CB	5-9	182	10/08/68	4	Baylor	Groesbeck, Texas
74	Sullivan, Chris	DE	6-4	279	03/14/73	R	Boston College	North Attleboro, MA
77	Tharpe, Larry	T	6-4	300	11/19/70	5	Tennessee State	Macon, Ga.
65	Thompson, Byron	DE	6-5	260	04/20/73	R	Baylor	Killeen, Texas
19	Tupa, Tom	P/QB	6-4	220	02/06/66	8	Ohio State	Cleveland, Ohio
91	Walker, Bruce	DT	6-4	310	07/18/72	3	UCLA	Compton, Calif.
17	Wall, Marcus	WR/KR	5-9	165	12/10/73	R	North Carolina	Fayetteville, N.C.
97	Wheeler, Mark	DT	6-3	285	04/01/70	5	Texas A&M	San Marcos, Texas
25	Whigham, Larry	SS	6-2	205	06/23/72	3	N.E. Louisiana	Hattiesburg, Miss.
90	White, Reggie	DT	6-5	303	03/22/70	5	North Carolina A&T	Baltimore, Md.
64	Wohlabaugh, Dave	C	6-3	292	04/13/72	2	Syracuse	Hamburg, N.Y.
72	Wyman, Devin	DT	6-7	307	08/29/73	R	Kentucky State	East Palo Alto, Calif.
40	Yancy, Carlos	CB	6-0	185	06/24/70	2	Georgia	Sarasota, Fla.
16	Zolak, Scott	QB	6-5	235	12/13/67	6	Maryland	Monongahela, Pa.

## PATRIOTS COACHING STAFF

**HEAD COACH** — BILL PARCELLS (4th Year, 12th Overall)

**ASSISTANT COACHES** — BILL BELICHICK - Assistant Head Coach/Secondary, MAURICE CARTON - Running Backs, ROMEO CRENNEL - Defensive Line, AL GROH - Defensive Coordinator/Linebackers, FRED HOAGLIN - Offensive Line, CHRIS PALMER - Quarterbacks, JOHNNY PARKER - Strength and Conditioning, RAY PERKINS - Offensive Coordinator, MIKE POPE - Tight Ends, DANTE SCARNECCHIA - Defensive Assistant (Linebackers), MIKE SWEATMAN - Special Teams, CHARLIE WEIS - Wide Receivers..



## HOW THE 1996 PATRIOTS WERE BUILT

## 36 DRAFTEES (Round)

**1987-** Bruce Armstrong (1)**1991-** Scott Zolak (4)  
Ben Coates (5)**1992-** Todd Collins (3)  
Dwayne Sabb (5)  
Sam Gash (8)**1993-** Drew Bledsoe (1)  
Chris Slade (2)  
Todd Rucci (2)  
Vincent Brisby (2)  
Corwin Brown (4)  
Troy Brown (8)**1994-** Willie McGinest (1)  
Kevin Lee (2)  
John Burke (4)  
Max Lane (6b)  
Marty Moore (7b)**1995-** Ty Law (1)  
Ted Johnson (2)  
Curtis Martin (3a)  
Jimmy Hitchcock (3b)  
David Wohlabagh (4)  
Dino Philyaw (6)  
Carlos Yancy (7)**1996-** Terry Glenn (1)  
Lawyer Milloy (2)  
Tedy Bruschi (3)  
Heath Irwin (4a)  
Chris Sullivan (4b)  
Kantroy Barber (4c)  
John Elmore (5)  
Chris Griffin (6a)  
Marrio Grier (6b)  
Devin Wyman (6c)  
Lovett Purnell (7a)  
J.R. Conrad (7b)

## 8 VETERAN FREE AGENTS

**1993-** Matt Bahr (Philadelphia)  
Mike Gisler (Houston)**1994-** Mike Jones (Arizona)  
Bruce Walker (Philadelphia)  
Larry Whigham (Seattle)**1995-** William Roberts (N.Y. Giants)  
Reggie White (San Diego)**1996-** Shawn Jefferson (San Diego)

## 1 RESTRICTED FREE AGENT

**1996-** Monty Brown (Buffalo)

## 12 UNRESTRICTED FREE AGENTS

**1994-** Steve DeOssie (NY Jets)  
Bob Kratch (NY Giants)  
Ricky Reynolds (Tampa Bay)**1995-** Bobby Abrams (Minnesota)  
Jeff Dellenbach (Miami)  
David Meggett (NY Giants)**1996-** Willie Clay (Detroit)  
Mike McGruder (Tampa Bay)  
Pio Sagapolutele (Baltimore)  
Larry Tharpe (Arizona)  
Tom Tupa (Baltimore)  
Mark Wheeler (Tampa Bay)

## 18 ROOKIE/1ST YEAR F.A.s

**1993-** Corey Croom  
Vernon Lewis**1994-** Troy Barnett  
Andre Bowden**1995-** Jay Barker  
Eddie Cade  
Alcides Catanho  
Hason Graham  
Rupert Grant  
David Green  
Sean Holcomb  
Will Moore**1996-** Blair Culley  
Ray Lucas  
Ryan McGrath  
Ryan Oman  
Byron Thompson  
Marcus Wall

## 3 WAIVER ACQUISITIONS

**1993-** Terry Ray (Atlanta)**1996-** Chico Nelson (Miami)  
Frankie Smith (Miami)

## 2 TRADE ACQUISITIONS

**1995-** Ferric Collons (Green Bay)  
Bill Schroeder (Green Bay)



# 1995 Year in Review





## FINAL 1995 NFL STANDINGS

## AMERICAN FOOTBALL CONFERENCE

AFC EAST	W	L	T	Pct.	PF	PA
Buffalo	10	6	0	.625	350	335
Indianapolis *	9	7	0	.563	331	316
Miami*	9	7	0	.563	398	332
<b>PATRIOTS</b>	<b>6</b>	<b>10</b>	<b>0</b>	<b>.375</b>	<b>394</b>	<b>377</b>
New York Jets	3	13	0	.188	233	384

AFC CENTRAL	W	L	T	Pct.	PF	PA
Pittsburgh	11	4	0	.688	407	327
Cincinnati	7	9	0	.438	349	374
Houston	7	9	0	.438	348	324
Cleveland	5	11	0	.313	289	356
Jacksonville	4	12	0	.250	275	404

AFC WEST	W	L	T	Pct.	PF	PA
Kansas City	13	3	0	.813	358	241
San Diego *	9	7	0	.563	321	323
Denver	8	8	0	.500	388	345
Seattle	8	8	0	.500	363	366
Oakland	8	8	0	.500	348	332

## NATIONAL FOOTBALL CONFERENCE

NFC EAST	W	L	T	Pct.	PF	PA
Dallas	12	4	0	.750	435	291
Philadelphia*	10	6	0	.625	318	338
Washington	6	10	0	.375	326	359
NY Giants	5	11	0	.313	326	359
Arizona	4	12	0	.250	275	422

NFC CENTRAL	W	L	T	Pct.	PF	PA
Green Bay	11	5	0	.688	404	314
Detroit*	10	6	0	.625	436	336
Chicago	9	7	0	.563	392	360
Minnesota	8	8	0	.500	412	385
Tampa Bay	7	9	0	.438	238	335

NFC WEST	W	L	T	Pct.	PF	PA
San Francisco	11	5	0	.688	457	258
Atlanta*	9	7	0	.563	362	349
St. Louis	7	9	0	.438	309	418
Carolina	7	9	0	.438	289	325
New Orleans	7	9	0	.438	319	348

\* Wild Card Playoff Qualifiers

## 1995 NFL POSTSEASON RESULTS

**AFC First Round**

BUFFALO 37, Miami 22  
 Indianapolis 35, SAN DIEGO 20

**NFC First Round**

PHILADELPHIA 58, Detroit 37  
 GREEN BAY 37, Atlanta 20

**AFC Divisional Playoffs**

PITTSBURGH 40, Buffalo 21  
 Indianapolis 10, KANSAS CITY 7

**NFC Divisional Playoffs**

Green Bay 27, SAN FRANCISCO 17  
 DALLAS 30, Philadelphia 11

**AFC Championship Game**

PITTSBURGH 20, Indianapolis 16

**NFC Championship Game**

DALLAS 38, Green Bay 27

**Super Bowl XXX at Sun Devil Stadium, Phoenix, Az.**

Dallas (NFC) 27, Pittsburgh (AFC) 17

**AFC-NFC Pro Bowl at Honolulu, Hawaii**

AFC 20, NFC 13



## 1995 STATISTICAL SUMMARY

## Preseason Results (1-3)

Date	Opponent	Site	W/L	Score	Attendance
8/4	Detroit Lions	Foxboro Stadium	L	17-30	52,634
8/12	Minnesota Vikings	Foxboro Stadium	W	21-14	56,241
8/17	Philadelphia Eagles	Veterans Stadium	L	7-31	53,072
8/25	Oakland Raiders	Stanford Stadium	L	24-32	51,709

## Regular Season Results (6-10)

Date	Opponent	Site	W/L	Score	Attendance
9/3	Cleveland Browns	Foxboro Stadium	W	17-14	60,126
9/10	Miami Dolphins	Foxboro Stadium	L	3-20	60,239
9/17	San Francisco 49ers	3Com Park	L	3-28	66,179
	Open Date				
10/1	Atlanta Falcons	Georgia Dome	L	17-30	47,114
10/8	Denver Broncos	Foxboro Stadium	L	3-37	60,074
10/15	Kansas City Chiefs	Arrowhead Stadium	L	26-31	77,992
10/23	Buffalo Bills	Foxboro Stadium	W	27-14	60,203
10/29	Carolina Panthers	Foxboro Stadium	L	17-20 ot	60,064
11/5	New York Jets	Giants Stadium	W	20-7	61,462
11/12	Miami Dolphins	Joe Robbie Stadium	W	34-17	70,399
11/19	Indianapolis Colts	Foxboro Stadium	L	10-24	59,544
11/26	Buffalo Bills	Rich Stadium	W	35-25	69,384
12/3	New Orleans Saints	Foxboro Stadium	L	17-31	59,876
12/10	New York Jets	Foxboro Stadium	W	31-28	46,617
12/16	Pittsburgh Steelers	Three Rivers Stadium	L	27-41	57,158
12/23	Indianapolis Colts	RCA Dome	L	7-10	54,685

## TEAM STATISTICS

## Patriots

## Opponents

TOTAL FIRST DOWNS .....	335	308
Rushing .....	106	106
Passing .....	207	181
Penalty .....	22	21
3rd Down: Made/Att. ....	99/260	80/215
3rd Down % .....	38.1	37.2
4th Down: Made/Att. ....	17/39	7/13
4th Down % .....	43.6	53.8
POSSESSION AVG. ....	29:33	30:27
TOTAL NET YARDS .....	5,457	5,764
Avg. Per Game .....	341.1	360.3
Total Plays .....	1,187	1,034
Avg. Per Play .....	4.6	5.6
NET YARDS RUSHING .....	1,866	1,878
Avg. Per Game .....	116.6	117.4
Total Rushes .....	474	448
NET YARDS PASSING .....	3,591	3,886
Avg. Per Game .....	224.4	242.9
Sacked/Yds Lost .....	27/198	37/221
Gross Yards .....	3,789	4,107
Att./Completions .....	686/351	549/342
Completion Pct. ....	51.2	62.3
Had Intercepted .....	16	15
PUNTS/ AVERAGE .....	79/39.2	86/38.8
NET PUNTING AVG. ....	79/32.9	86/32.0
PENALTIES/YARDS .....	84/676	104/816
FUMBLES/BALLS LOST .....	32/20	24/14
TOUCHDOWNS .....	32	44
Rushing .....	16	12
Passing .....	14	29
Returns .....	2	3



## 1995 INDIVIDUAL OFFENSIVE STATISTICS

SCORE BY PERIODS	1	2	3	4	OT	TOTAL
<b>Patriots</b>	<b>49</b>	<b>84</b>	<b>59</b>	<b>102</b>	<b>-</b>	<b>294</b>
<b>Opponents</b>	<b>60</b>	<b>143</b>	<b>72</b>	<b>99</b>	<b>3</b>	<b>377</b>

SCORING	TD	Ru	Pa	Rt	PAT	FG	S	PTS
Bahr	0	0	0	0	27/27	23/33	0	96
Martin	15	14	1	0	0/0	0/0	0	92
Coates	6	0	6	0	0/0	0/0	0	36
Brisby	3	0	3	0	0/0	0/0	0	18
Meggett	2	2	0	0	0/0	0/0	0	16
Graham	2	0	2	0	0/0	0/0	0	12
Brown, T.	1	0	0	1	0/0	0/0	0	6
Gash	1	0	1	0	0/0	0/0	0	6
Moore, W.	1	0	1	0	0/0	0/0	0	6
Slade	1	0	0	1	0/0	0/0	0	6
<b>Patriots</b>	<b>32</b>	<b>16</b>	<b>14</b>	<b>2</b>	<b>27/27</b>	<b>23/33</b>	<b>0</b>	<b>294</b>
<b>Opponents</b>	<b>44</b>	<b>12</b>	<b>29</b>	<b>3</b>	<b>40/41</b>	<b>23/32</b>	<b>0</b>	<b>377</b>

2-Pt. Conversions: Meggett 2, Martin. Patriots 3-5, Opp. 2-3.

RUSHING	No	Yds	Avg	Long	TD
Martin	368	1,487	4.0	49	14
Meggett	60	250	4.2	25	2
Croom	13	54	4.2	12	0
Bledsoe	20	28	1.4	15	0
Gash	8	24	3.0	9	0
Zolak	4	19	4.8	12	0
Lee	1	4	4.0	4	0
<b>Patriots</b>	<b>474</b>	<b>1,866</b>	<b>3.9</b>	<b>49</b>	<b>16</b>
<b>Opponents</b>	<b>448</b>	<b>1,878</b>	<b>4.2</b>	<b>661</b>	<b>12</b>

RECEIVING	No	Yds	Avg	Long	TD
Coates	84	915	10.9	35	6
Brisby	66	974	14.8	72	3
Meggett	52	334	6.4	19	0
Moore, W.	43	502	11.7	33	1
Martin	30	261	8.7	27	1
Gash	26	242	9.3	30	1
Burke	15	136	9.1	21	0
Brown, T.	14	159	11.4	31	0
Graham	10	156	15.6	37t	2
Lee	8	107	13.4	33	0
Croom	1	8	8.0	8	0
Grant	1	4	4.0	4	0
Bledsoe	1	-9	-9.0	-9	0
<b>Patriots</b>	<b>351</b>	<b>3,789</b>	<b>10.8</b>	<b>72</b>	<b>14</b>
<b>Opponents</b>	<b>342</b>	<b>4,107</b>	<b>12.0</b>	<b>70t</b>	<b>29</b>

PASSING					Yds/						Sacks/		Rating
	Att	Cmp	Yds	Pct	Att	TD	TD%	Int	Int%	Lg	Yards		
Bledsoe	636	323	3,507	50.8	5.51	13	2.0	16	2.5	47t	23/170		63.7
Zolak	49	28	282	57.1	5.76	1	2.0	0	0.0	72	4/28		80.5
Meggett	1	0	0	0.0	0.00	0	0.0	0	0.0	0	0/0		39.6
<b>Patriots</b>	<b>686</b>	<b>351</b>	<b>3,789</b>	<b>51.2</b>	<b>5.52</b>	<b>14</b>	<b>2.0</b>	<b>16</b>	<b>2.3</b>	<b>72</b>	<b>27/198</b>		<b>64.8</b>
<b>Opponents</b>	<b>549</b>	<b>342</b>	<b>4,107</b>	<b>62.3</b>	<b>7.48</b>	<b>29</b>	<b>5.3</b>	<b>15</b>	<b>2.7</b>	<b>70t</b>	<b>37/221</b>		<b>91.4</b>



## 1995 INDIVIDUAL STATISTICS

INTERCEPTIONS	No	Yds	Avg	Long	TD
Brown, V.	4	1	0.3	1	0
Guyton	3	68	22.7	45	0
Law	3	47	15.7	38	0
Reynolds	3	6	2.0	4	0
Ray	1	21	21.0	21	0
Hurst	1	0	0.0	0	0
<b>Patriots</b>	<b>15</b>	<b>143</b>	<b>9.5</b>	<b>45</b>	<b>0</b>
<b>Opponents</b>	<b>16</b>	<b>161</b>	<b>10.1</b>	<b>69t</b>	<b>1</b>

**Sacks:** McGinest 11.0, V. Brown 4.0, Collons 4.0, Slade 4.0, M. Jones 3.0, Reynolds 2.5, Barnett 2.0, Lewis 1.5, White 1.5, A. Jones 1.0, Law 1.0, T. Roberts 1.0, Johnson 0.5. **PATRIOTS 37.0, Opponents 27.0**

PUNTING	No	Yds	Avg	Net	TB	In	Lg	B
O'Neill	41	1,514	36.9	31.2	3	14	57	0
Wagner	37	1,557	42.1	35.4	4	13	57	0
Bahr	1	29	29.0	9.0	1	0	29	0
<b>Patriots</b>	<b>79</b>	<b>3,100</b>	<b>39.2</b>	<b>32.9</b>	<b>8</b>	<b>27</b>	<b>57</b>	<b>0</b>
<b>Opponents</b>	<b>86</b>	<b>3,339</b>	<b>38.8</b>	<b>32.0</b>	<b>10</b>	<b>21</b>	<b>64</b>	<b>0</b>

PUNT RETURNS	Ret	FC	Yds	Avg	Long	TD
Meggett	45	17	383	8.5	23	0
<b>Patriots</b>	<b>45</b>	<b>17</b>	<b>383</b>	<b>8.5</b>	<b>23</b>	<b>0</b>
<b>Opponents</b>	<b>40</b>	<b>11</b>	<b>342</b>	<b>8.6</b>	<b>42</b>	<b>0</b>

KICKOFF RETURNS	No	Yds	Avg	Long	TD
Meggett	38	964	25.4	62	0
Brown, T.	31	672	21.7	38	0
Gisler	2	19	9.5	11	0
Lee	1	14	14.0	14	0
Frisch	1	8	8.0	8	0
Burke	1	7	7.0	7	0
Grant	1	7	7.0	7	0
<b>Patriots</b>	<b>75</b>	<b>1,691</b>	<b>22.5</b>	<b>62</b>	<b>0</b>
<b>Opponents</b>	<b>67</b>	<b>1,405</b>	<b>21.0</b>	<b>58</b>	<b>0</b>

FIELD GOALS	1-19	20-29	30-39	40-49	50+
Bahr	1/2	12/12	3/7	5/7	2/5
<b>Patriots</b>	<b>1/2</b>	<b>12/12</b>	<b>3/7</b>	<b>5/7</b>	<b>2/5</b>
<b>Opponents</b>	<b>1/1</b>	<b>7/8</b>	<b>11/15</b>	<b>1/4</b>	<b>3/4</b>

**Bahr:** (21G, 21G, 28G), (29G), (34WR, 43G), (27G), (51G), (29G, 20G), (39G, 42B, 24G), (19S), (41G, 29G), (19S, 55G, 47G), (41G), (29G, 43G), (39G, 43WL), (31WR, 35WL, 30WL, 31G), (23G, 22G), (54s, 55s, 50s).

**Opponents:** (-), (22G, 54B, 19G), (-), (34G, 54G, 31G, 32G, 33G), (37G, 31G, 51G), (27G), (23G, 23G, 47WL), (38WR, 27G, 39WR, 29G), (-), (29WL, 36G), (36G), (51G, 48G), (24G), (33WR), (43WL, 32G, 32G), (44WL, 35WR, 30G).





## 1995 DEFENSIVE STATISTICS

## PRESS BOX STATISTICS

Name	TT	UT	A	S-Yds	I-Ret	PD	FF	FR
Brown, V.	115	77	38	4.0-19.0	4-1	5	1	1
Ray	95	72	23	--	1-21	8	2	2
Slade	95	71	24	4.0-16.0	--	4	1	2
McGinest	88	70	18	11.0-96.0	--	6	4	-
Reynolds	85	68	17	2.5-21.0	3-6	9	2	1
Guyton	74	60	14	--	3-68	5	1	1
Johnson	69	41	28	0.5-2.0	--	2	-	2
Roberts	53	35	18	1.0-1.0	--	1	-	-
Barnett, T.	53	34	19	2.0-14.0	--	-	-	1
Law	47	40	7	1.0-6.0	3-47	9	-	-
Hurst	42	34	8	--	1-0	5	-	-
Lewis	36	27	9	1.5-12.0	--	3	1	1
Jones, M.	23	17	6	3.0-16.0	--	2	1	-
White	22	12	10	1.5-3.0	--	-	-	-
Collons	21	18	3	4.0-9.0	--	1	-	-
Brown, C.	20	19	1	--	--	1	-	-
Walker	18	16	2	--	--	1	-	-
Moore, M.	16	15	1	--	--	-	-	-
Jones, A.	7	5	2	1.0-6.0	--	-	-	-
Whigham	4	4	0	--	--	-	-	-
Sabb	4	4	0	--	--	-	-	-
Hitchcock	4	4	0	--	--	-	-	-
Abrams	2	2	0	--	--	2	-	-
<b>TOTALS</b>	<b>993</b>	<b>745</b>	<b>248</b>	<b>37-221</b>	<b>15-143</b>	<b>65</b>	<b>13</b>	<b>11</b>

**Special Teams Tackles (TT, UT, A, FF, FR):** Lewis 18, 14, 4, 2, 0; Moore, M. 13, 9, 4, 0, 0; Whigham 13, 9, 4, 0, 1; Brown, C. 12, 9, 3, 0, 1; Ray 10, 10, 0, 1, 0; Catanho 9, 9, 0, 0, 1; Abrams 9, 8, 1, 0, 0; Cade 8, 5, 3, 0, 0; Sabb 7, 6, 1, 0, 0; DeOssie 5, 4, 1, 0, 0; Croom 5, 3, 2, 0, 0; Hitchcock 4, 3, 1, 0, 0; Wagner 3, 3, 0, 0, 0; Gash 3, 2, 1, 0, 0; Reynolds 3, 1, 2, 0, 0; Green 2, 1, 1, 0, 0; Johnson 2, 0, 2, 0, 0; Slade 1, 1, 0, 0, 0; Law 1, 1, 0, 0, 0; Brown, T. 1, 1, 0, 0, 1; Burke 1, 1, 0, 0, 1; O'Neill 1, 1, 0, 0, 0; Yancy 1, 1, 0, 0, 0; Frisch 1, 0, 1, 0, 0.

## Fumbles-Lost (32-20)

Name	No	Lost	Own	
			Rec	O.B.
Bledsoe	11	6	1	0
Martin	5	3	3	0
Meggett	5	3	0	0
Zolak	4	3	1	0
Coates	4	4	0	0
Brown, T.	1	0	1	0
Gisler	1	1	0	0
Guyton	1	0	0	1
Armstrong	0	0	1	0
Grant	0	0	1	0
Lane	0	0	1	0
Whigham	0	0	1	0
Wohlabough	0	0	1	0
<b>Total</b>	<b>32</b>	<b>20</b>	<b>11</b>	<b>1</b>

## SYMBOL CHART

TT - Total Tackles  
 UT - Unassisted Tackles  
 A - Assists  
 S-Yds. - Sacks/  
 Yards Lost  
 I-Ret. - Interceptions /  
 Return Yards  
 PD - Passes Defensed  
 FF - Fumbles Forced  
 FR - Fumbles Recovered



## 1995 HONORS AND AWARDS

**Bruce Armstrong, Left Tackle**

- First Team AFC Pro Bowl Selection
- UPI All-AFC Second Team
- *Sports Illustrated* All-NFL Team
- *Pro Football Weekly* All-AFC Team
- *Football News* All-AFC First Team
- *Football Digest* Second Team All-Pro
- *College and Pro Football News Weekly* 2nd Team All-Pro

**Matt Bahr, Kicker**

- AFC Special Teams Player of the Week (week 11)
- Miller Lite Player of the Game vs. Denver (10/8)
- Staples Star of the Game vs. Denver (10/8), at Miami (11/12)

**Drew Bledsoe, Quarterback**

- Staples Star of the Game at Pittsburgh (12/16)

**Vincent Brisby, Wide Receiver**

- Miller Lite Player of the Game at Atlanta (10/1)
- Staples Star of the Game at Atlanta (10/1)

**Troy Brown, Wide Receiver**

- Miller Lite Player of the Game at San Francisco (9/17)
- Staples Star of the Game at San Francisco (9/17)

**Vincent Brown, Linebacker**

- Patriots Ed Block Courage Award

**Ben Coates, Tight End**

- Associated Press All-Pro
- UPI All-AFC First Team
- First Team AFC Pro Bowl Selection
- NFL Alumni Tight End of the Year
- *USA Today* All-Pro Team
- *Sports Illustrated* All-NFL Team
- *Pro Football Weekly* All-NFL Team
- *Pro Football Weekly* All-AFC Team
- *The Sporting News* All-Pro Team
- *Football News* All-AFC First Team
- *Football Digest* Second Team All-Pro
- *College and Pro Football News Weekly* 2nd Team All-Pro

**Steve DeOssie, LB and Deep Snapper**

- Patriots True Value Man of the Year

**Sam Gash, Fullback**

- AFC Pro Bowl Alternate

**Ted Johnson, Linebacker**

- *Pro Football Weekly* All-Rookie Team
- *Football News* All-Rookie Team
- *College and Pro Football News Weekly* All-Rookie Team

**Curtis Martin, Running Back**

- AP' Offensive Rookie of the Year
- UPI's Rookie of the Year
- Second Team AFC Pro Bowl Selection
- Only rookie selected to the Pro Bowl
- Pro Football Writer's Association Rookie of the Year
- *USA Today* All-Pro Team
- *Sports Illustrated* Rookie of the Year
- *The Sporting News* Rookie of the Year
- *Football News* Rookie of the Year
- *Football News* All-AFC First Team
- *Football News* All-Rookie Team
- *Pro Football Weekly* Rookie of the Year
- *Pro Football Weekly* All-AFC Team
- *Pro Football Weekly* All-Rookie Team
- *Football Digest* All-Rookie Team
- *College and Pro Football News Weekly* All-Rookie Team
- AFC Offensive Player of the Week (weeks 10 and 13)
- Patriots Miller Lite Player of the Year
- Patriots Miller Lite Player of the Game—Weeks 1, 8-11, 13-17.
- Staples Star of the Game — Weeks 1, 8-10, 13-15, 17
- NBC analysts Mike Ditka and Joe Gibbs selection as Rookie of the Year.

**Willie McGinest, Linebacker**

- AFC Pro Bowl Alternate
- Staples Star of the Game vs. Indianapolis (11/19)

**David Meggett, Running Back/Returner**

- Shaw's 12th Player Award
- Staples Star of the Game vs. New York Jets (12/10)

**Will Moore, Wide Receiver**

- Miller Lite Player of the Game vs. Miami (9/10)
- Staples Star of the Game vs. Miami (9/10), at K.C. (10/15)

**Chris Slade, Linebacker**

- AFC Pro Bowl Alternate
- AFC Defensive Player of the Week (week 1)
- Miller Lite Player of the Game at Kansas City (10/15)

**Bryan Wagner, Punter**

- Miller Lite Player of the Game vs. Indianapolis

**Dave Wohlabaugh, Center**

- *Pro Football Weekly* All-Rookie Team
- *Football News* All-Rookie Team
- *College and Pro Football News Weekly* All-Rookie Team



## 1995 PATRIOTS TEAM HIGHS AND LOWS

## OFFENSE

	High	Low
Total Net Yds	439 at Pittsburgh, 12/16	202 Indianapolis, 11/19
Total Plays	88 Buffalo, 10/23	61 at Miami, 11/12
First Downs	28 at Pittsburgh, 12/16	14 Indianapolis, 11/19
Rushing:		
Yards	173 at Buffalo, 11/27	39 Miami, 9/10
Attempts	48 Buffalo, 11/27 at Buffalo, 11/27	19 Indianapolis, 11/19 Denver, 10/8
Passing:		
Net Yds	322 at Pittsburgh, 12/16	151 Indianapolis, 11/19
Attempts	60 at Pittsburgh, 12/16	25 at Miami, 11/12
Completions	39 at Pittsburgh, 12/16	11 NY Jets, 12/10
Intercepted	0 Indianapolis, 11/19 at Miami, 11/12 at N.Y. Jets, 11/5 Carolina, 10/29 Buffalo, 10/23 Denver, 10/8 at Atlanta, 10/1 Cleveland, 9/3	3 at Indianapolis, 12/23 at Buffalo, 11/27 at San Francisco, 9/17
Sacks Allowed	0 at N.Y. Jets, 11/5 Carolina, 10/29 Buffalo, 10/23 Cleveland, 9/3	5 Indianapolis, 11/19
Fumbles Lost	0 at Indianapolis, 12/23 at Buffalo, 11/27 at Miami, 11/12 Cleveland, 9/3	3 at Atlanta, 10/1
Penalties	1 Buffalo, 10/23	8 New Orleans, 12/3 at NY Jets, 11/5 at Atlanta, 10/1
Points Scored	35 at Buffalo, 11/27	3 Denver, 10/8 at San Francisco, 9/17 Miami, 9/10
Possession	39:24 Buffalo, 10/23	21:34 Indianapolis, 11/19

## DEFENSE

	High	Low
Total Net Yards	255 at N.Y. Jets, 11/5	448 at Miami, 11/12
Total Plays	48 New Orleans, 12/3 Cleveland, 9/3	88 Carolina, 10/29
First Downs	13 Cleveland, 9/3	27 at Miami, 11/12
Rushing:		
Yards	60 Cleveland, 9/3	182 Miami, 9/10
Attempts	16 Cleveland, 9/3	40 Carolina, 10/29
Passing:		
Net Yards	123 at N.Y. Jets, 11/5	373 at Miami, 11/12
Attempts	21 Miami, 9/10	46 at Miami, 11/12 Carolina, 10/29
Completions	15 Miami, 9/10	34 at Miami, 11/12
Had Int.	2 at Buffalo, 11/27 at Miami, 11/12	0 at Indianapolis, 12/23 Buffalo, 10/23 at Kansas City, 10/15
Fumbles Rec.	3 N.Y. Jets, 12/10 Buffalo, 10/23	0 at Pittsburgh, 12/16 New Orleans, 12/3 Indianapolis, 11/19 at Kansas City, 10/15 Denver, 10/8 at San Francisco, 9/17 Cleveland, 9/3
Points Allowed	7 at N.Y. Jets, 11/5	41 at Pittsburgh, 12/16
QB Sacks	6 at Indianapolis, 12/23	0 New Orleans, 12/3 Indianapolis, 11/19 Miami, 9/10



## 1995 INDIVIDUAL BESTS

## PATRIOTS

**Rushing**

(Yards Rushing)

- 166 Curtis Martin, at NYJ, 11/5 (34 att.)
- 148 C. Martin, vs. NYJ, 12/10 (31)
- C. Martin, at Buf., 11/26 (27)
- 142 C. Martin, at Mia., 11/12 (30)
- 127 C. Martin, vs. Buf., 10/23 (36)
- 120 C. Martin, at Pitt., 12/16 (20)
- 112 C. Martin, vs. N.O., 12/3 (31)
- 103 C. Martin, at Indy, 12/23 (24)
- 102 C. Martin, vs. Clev., 9/3 (19)

(Longest Rush)

- 49 Curtis Martin, at NYJ, 11/5
- 39 C. Martin, at Buf., 11/26
- 32 C. Martin, at Pitt. 12/16

(Yards Per Carry — Min. 10 att.)

- 6.0 Curtis Martin, at Pitt., 12/16 (20-120)
- 5.5 C. Martin, at Buf., 11/26 (27-148)
- 5.4 C. Martin, vs. Clev. 9/3 (19-102)

**Passing**

(Yards Passing)

- 336 Drew Bledsoe, at Pitt., 12/16
- 302 D. Bledsoe, vs. Clev., 9/3
- 267 D. Bledsoe, vs. Mia., 9/10

(Passes Attempted)

- 60 Drew Bledsoe, at Pitt., 12/16 (39 comp.)
- 56 D. Bledsoe, vs. Den., 10/8 (24)
- 51 D. Bledsoe, at S.F., 9/17 (21)
- D. Bledsoe, vs. Mia. 9/10 (25)

(Passes Completed)

- 39 Drew Bledsoe, at Pitt., 12/16 (60 att.)
- 30 D. Bledsoe, vs. Clev., 9/3 (47)
- 25 D. Bledsoe, at K.C., 10/15 (47)
- D. Bledsoe, vs. Mia., 9/10 (51)

**Receiving**

(Receptions)

- 11 Ben Coates, at Pitt., 12/16 (83 yds)
- 9 B. Coates, vs. Indy, 11/19 (89)
- Vincent Brisby, at Atl., 10/1 (161)
- B. Coates, vs. Clev., 9/3 (106)
- 8 Curtis Martin, at Pitt., 12/16 (62)
- Will Moore, vs. Mia., 9/10 (113)

(Yards Receiving)

- 161 Vincent Brisby, at Atl., 10/1 (9 rec.)
- 118 V. Brisby, at Mia., 11/12 (6)
- 113 Will Moore, vs. Mia., 9/10 (8)
- 106 Ben Coates, vs. Clev., 9/3 (9)
- 101 V. Brisby, at Buf., 11/26 (6)

(Longest Reception)

- 72 Vincent Brisby, at Atl., 10/1
- 47t V. Brisby, at Mia., 11/12
- 43 V. Brisby, vs. NYJ, 12/10

**Field Goals**

(Field Goals)

- 3 Matt Bahr, vs. Clev., 9/3
- (21,21,28)

(Longest Field Goal)

- 55 Matt Bahr, at Mia., 11/12

**Defense**

(Total Tackles)

- 13 Vincent Brown, vs. Indy, 11/19 (9 solo)
- Ted Johnson, vs. Indy, 11/19 (6)

## OPPONENTS

**Rushing**

(Yards Rushing)

- 123 Mario Bates, vs. N.O., 12/3 (15 att.)
- 119 Derrick Moore, vs. Car., 10/29 (28)
- 97 Terrell Davis, vs. Den., 10/8 (24)
- 96 Marshall Faulk, vs. Indy, 11/19 (24)
- 90 Lamont Warren, at Indy, 12/23 (22)
- 85 Thurman Thomas, at Buf., 11/27 (24)
- 84 Craig Heyward, at Atl., 10/1 (18)

(Longest Rush)

- 66t Mario Bates, vs. N.O., 12/3
- 42 Lamont Warren, at Indy, 12/23
- 38 Terry Kirby, vs. Mia., 9/10

(Yards Per Carry — Min. 10 att.)

- 8.2 Mario Bates, vs. N.O., 12/3 (15-123)
- 6.3 Terry Kirby, vs. Mia., 9/10 (13-82)
- 5.5 Greg Hill, at K.C., 10/15 (15-83)

**Passing**

(Yards Passing)

- 333 Dan Marino, at Mia. 11/12
- 309 Kerry Collins, vs. Car. 10/29
- 296 Boomer Esiason, vs. NYJ, 12/10

(Passes Attempted)

- 45 Kerry Collins, vs. Car., 10/29 (25 comp.)
- 42 Boomer Esiason, vs. NYJ, 12/10 (27)
- Steve Young, at S.F., 9/17 (29)

(Passes Completed)

- 29 Steve Young, at S.F., 9/17 (42 att.)
- 27 Boomer Esiason, vs. NYJ, 12/10 (42)
- Dan Marino, at Mia., 11/12 (37)
- 26 Jeff George, at Atl., 10/1 (38)

**Receiving**

(Receptions)

- 9 Johnny Mitchell, vs. NYJ, 12/10 (108 yds)
- 8 Marshall Faulk, vs. Indy, 11/19 (71)
- Terry Kirby, at Mia., 11/12 (43)
- Derrick Holmes, vs. Buf., 10/23 (80)
- Craig Heyward, at Atl., 10/1 (66)
- William Floyd, at S.F., 9/17 (49)

(Yards Receiving)

- 157 Michael Jackson, vs. Clev. 9/3/95 (7 rec.)
- 113 Irving Fryar, vs. Mia., 9/10 (3)
- 108 Johnny Mitchell, vs. NYJ, 12/11 (9)
- 105 Ryan Yarbrough, vs. NYJ, 12/11 (6)
- 101 Sean Dawkins, vs. Indy, 11/19 (4)

(Longest Reception)

- 70t Michael Jackson, vs. Clev. 9/3
- 69t Lorenzo Neal, vs. N.O., 12/3
- 67t Irving Fryar, vs. Mia., 9/10

**Field Goals**

(Field Goals)

- 5 Morten Anderson, at Atl., 10/1
- (34,54,31,32,33)

(Longest Field Goal)

- 54 Morten Anderson, at Atl., 10/1

**Defense**

(Total Tackles)

- 17 Pepper Johnson, vs. Clev., 9/3 (11 solo)
- 14 Sam Rogers, vs. Buf., 10/23 (7)



## 1995 GAME-BY-GAME TEAM OFFENSE

## 1995 GAME-BY-GAME TEAM OFFENSE

OPPONENT	FIRST DOWNS				TOTAL OFFENSE			—RUSHING—			—PASSING—					PENALTIES		—PUNTS—					
	T	R	P	PN	YDS	PL	AVG	YDS	ATT	AVG	NET	S	YL	GROSS	ATT	C	PCT	TD	INT	NO	YDS	NO	AVG
9/3 Cleveland	27	7	19	1	427	75	5.7	125	28	4.5	302	0	0	302	47	30	63.8	0	0	6	30	6	37.8
9/10 Miami	19	5	14	0	292	73	4.0	39	21	1.9	253	1	14	267	51	25	49.0	0	2	7	52	3	33.0
9/17 @San Francisco	18	3	15	0	302	84	3.6	76	28	2.7	226	4	22	248	52	22	42.3	0	3	4	29	3	40.3
10/1 @Atlanta	17	5	12	0	332	75	4.4	108	26	4.2	224	4	28	252	45	24	53.3	1	0	8	81	5	38.4
10/8 Denver	22	3	15	4	329	80	4.1	81	19	4.3	248	2	23	271	59	27	45.8	0	0	4	43	5	39.6
10/15 @Kansas City	23	5	15	3	321	77	4.2	108	27	4.0	213	3	24	237	47	25	53.2	2	1	5	28	7	45.0
10/23 Buffalo	24	6	18	0	423	88	4.8	161	48	3.4	262	0	0	262	40	23	57.5	1	0	1	5	6	28.3
10/29 Carolina	23	9	11	3	326	75	4.3	98	31	3.2	228	0	0	228	44	22	50.0	0	0	5	43	8	32.4
11/5@NY Jets	18	10	7	1	345	64	5.4	172	37	4.6	173	0	0	173	27	13	48.1	0	0	8	65	5	41.4
11/12 @Miami	22	6	12	4	352	61	5.8	147	35	4.2	205	1	4	209	25	14	56.0	2	0	2	25	2	44.0
11/19 Indianapolis	14	5	8	1	202	63	3.0	51	19	2.7	151	5	29	180	39	20	51.3	0	0	3	30	6	43.5
11/26 @Buffalo	26	9	17	0	430	78	5.5	173	32	5.4	257	1	6	263	45	21	46.7	3	3	6	36	4	40.5
12/3 New Orleans	21	10	11	0	331	73	4.5	140	39	3.6	191	2	6	197	32	18	56.3	0	2	8	68	4	41.0
12/10 NY Jets	18	9	6	3	327	72	4.5	160	35	4.6	167	1	11	178	36	11	30.6	1	1	6	47	7	41.0
12/16 @Pittsburgh	28	7	19	2	439	85	5.2	117	23	5.1	322	2	14	336	60	39	65.0	3	1	5	54	5	41.8
12/23 @Indianapolis	15	7	8	0	279	64	4.4	110	26	4.2	169	1	17	186	37	17	45.9	1	3	6	40	4	44.8
'95 TOTALS	335	106	207	22	5457	1187	4.6	1866	474	3.9	3591	27	198	3789	686	351	51.2	14	16	84	676	79	39.2





## 1995 GAME-BY-GAME TEAM DEFENSE

## 1995 GAME-BY-GAME TEAM DEFENSE

OPPONENT	FIRST DOWNS				TOTAL OFFENSE			—RUSHING—			—PASSING—					PENALTIES		—PUNTS—					
	T	R	P	PN	T	PL	AVG	YDS	ATT	AVG	NET	S	YL	GROSS	ATT	C	PCT	TD	INT	NO	YDS	NO	AVG
9/3 Cleveland	13	1	11	1	301	48	6.3	60	16	3.8	241	3	13	254	29	20	69.0	2	1	5	45	6	41.2
9/10 Miami	21	8	9	4	406	56	7.3	182	35	5.2	224	0	0	224	21	15	71.4	2	1	10	64	2	40.0
9/17 @San Francisco	21	6	15	0	363	68	5.3	90	23	3.9	273	3	11	284	42	29	69.0	3	1	6	45	7	37.7
10/1 @Atlanta	19	4	12	3	375	62	6.0	87	22	4.0	288	2	7	295	38	26	68.4	1	1	10	67	3	42.3
10/8 Denver	23	8	14	1	403	70	5.8	121	35	3.5	282	1	5	287	34	21	61.8	2	1	8	77	5	33.2
10/15 @Kansas City	17	7	10	0	353	75	4.7	150	33	4.5	203	2	6	209	40	16	40.0	2	0	8	37	9	41.9
10/23 Buffalo	14	5	8	1	301	55	5.5	115	20	5.8	186	4	25	211	31	20	64.5	1	0	4	29	6	35.5
10/29 Carolina	23	7	15	1	434	88	4.9	143	40	3.6	291	2	18	309	46	25	54.3	2	1	8	69	6	37.0
11/5 @NY Jets	20	10	7	3	255	68	3.8	132	26	5.1	123	5	23	146	37	19	51.4	0	1	9	60	8	37.4
11/12 @Miami	27	5	21	1	448	71	6.3	75	23	3.3	373	2	16	389	46	34	73.9	2	2	10	92	1	45.0
11/19 Indianapolis	18	10	8	0	370	66	5.6	138	39	3.5	232	0	0	232	27	20	74.1	2	1	4	31	4	41.0
11/26 @Buffalo	19	8	10	1	334	65	5.1	132	31	4.3	202	2	15	217	32	17	53.1	1	2	4	25	5	38.4
12/3 New Orleans	17	9	8	0	432	48	9.0	139	22	6.3	293	0	0	293	26	17	65.4	2	1	4	36	4	40.5
12/10 NY Jets	23	6	15	2	346	74	4.7	92	28	3.3	254	4	42	296	42	27	64.3	4	1	8	86	9	38.6
12/16 @Pittsburgh	14	5	8	1	321	53	6.1	95	24	4.0	226	1	10	236	28	16	57.1	2	1	5	43	5	43.6
12/23 @Indianapolis	19	7	10	2	322	67	4.8	127	31	4.1	195	6	30	225	30	20	66.7	1	0	1	10	6	36.0
'95 TOTALS	308	106	181	21	5764	1034	5.6	1878	448	4.2	3886	37	221	4107	549	342	62.3	29	15	104	816	86	38.8



## 1995 GAME-BY-GAME PASSING STATISTICS

Game	BLEDSOE							ZOLAK							MEGETT									
	Att	Comp	I	Yds	Lg	TD	SK	Yds	Att	Comp	I	Yds	Lg	TD	SK	Yds	Att	Comp	I	Yds	Lg	TD	SK	Yds
CLEVELAND	47	30	0	302	32	0	0	0	0	0	0	0	0	0	0	0	0	0	0	0	0	0	0	0
MIAMI	51	25	2	267	33	0	1	14	0	0	0	0	0	0	0	0	0	0	0	0	0	0	0	0
@ San Francisco	51	21	3	241	31	0	4	22	1	1	0	7	7	0	0	0	0	0	0	0	0	0	0	0
@ Atlanta				INA					45	24	0	252	72	1	4	28	0	0	0	0	0	0	0	0
DENVER	56	24	0	248	33	0	2	23	3	3	0	23	12	0	0	0	0	0	0	0	0	0	0	0
@ Kansas City	47	25	1	237	22t	2	3	24	0	0	0	0	0	0	0	0	0	0	0	0	0	0	0	0
BUFFALO	40	23	0	262	35	1	0	0	0	0	0	0	0	0	0	0	0	0	0	0	0	0	0	0
CAROLINA	44	22	0	228	21	0	0	0	0	0	0	0	0	0	0	0	0	0	0	0	0	0	0	0
@ NY Jets	27	13	0	173	35	0	0	0	0	0	0	0	0	0	0	0	0	0	0	0	0	0	0	0
@ Miami	25	14	0	209	47t	2	1	4	0	0	0	0	0	0	0	0	0	0	0	0	0	0	0	0
INDIANAPOLIS	39	20	0	180	19	0	5	29	0	0	0	0	0	0	0	0	0	0	0	0	0	0	0	0
@ Buffalo	45	21	3	263	22	3	1	6	0	0	0	0	0	0	0	0	0	0	0	0	0	0	0	0
NEW ORLEANS	31	18	2	197	27	0	2	6	0	0	0	0	0	0	0	0	1	0	0	0	0	0	0	0
NY JETS	36	11	1	178	43	1	1	11	0	0	0	0	0	0	0	0	0	0	0	0	0	0	0	0
@ Pittsburgh	60	39	1	336	25	3	2	14	0	0	0	0	0	0	0	0	0	0	0	0	0	0	0	0
@ Indianapolis	37	17	3	186	31t	1	1	17	0	0	0	0	0	0	0	0	0	0	0	0	0	0	0	0
'95 Totals	636	323	16	3507	47t	13	23	170	49	28	0	282	72	1	4	28	1	0	0	0	0	0	0	0

**Note:** QB Jay Barker was listed inactive for 12 games and DNP for one.



## 1995 GAME-BY-GAME RUSHING STATISTICS

Game	MARTIN					MEGGETT					CROOM					BLEDSOE				
	Att	Yds	Avg	Lg	TD	Att	Yds	Avg	Lg	TD	Att	Yds	Avg	Lg	TD	Att	Yds	Avg	Lg	TD
CLEVELAND	19	102	5.4	30	1	7	23	3.3	8	0	2	0	0	0	0	2	0	0	0	0
MIAMI	18	40	2.2	9	0	2	0	0.0	2	0	0	0	0	0	0	1	-1	-1.0	-1	0
@ San Francisco	24	63	2.6	9	0	10	52	5.2	21	0	2	0	0	0	0	0	0	0	0	0
@ Atlanta	14	44	3.1	8	1	3	15	5.0	6	0	0	0	0	0	0	1	0	0.0	0	0
DENVER	6	8	1.3	3	0	3	63	9.0	25	0	9	43	4.8	12	0	1	5	15.0	15	0
@ Kansas City	13	31	2.4	12	0	7	9	2.9	11	1	0	0	0	0	0	4	5	1.3	3	0
BUFFALO	36	127	3.5	20	1	9	26	2.9	11	1	0	0	0	0	0	0	0	0.0	0	0
CAROLINA	24	85	3.5	14	2	3	-1	-0.3	5	0	0	0	0	0	0	2	1	5.0	11	0
@ NY Jets	35	166	4.7	49	2	1	7	7.0	7	0	0	0	0	0	0	2	2	-1.0	-1	0
@ Miami	30	142	4.7	23	2	3	3	1.0	1	0	0	0	0	0	0	2	2	1.0	2	0
INDIANAPOLIS	16	48	3.0	17	1	2	2	2.0	2	0	0	0	0	0	0	1	0.5	0.5	0	0
@ Buffalo	27	148	5.5	39	0	3	17	5.7	12	0	0	0	0	0	0	1	-1	-1.0	-1	0
NEW ORLEANS	31	112	3.6	11	2	4	16	4.0	7	0	0	0	0	0	0	2	0	0.0	0	0
NY JETS	31	148	4.8	32	2	2	13	6.5	8	0	0	0	0	0	0	1	-1	-0.5	0	0
@ Pittsburgh	20	120	6.0	32	0	2	-2	-1.0	0	0	0	0	0	0	0	0	-1	-1.0	-1	0
@ Indianapolis	24	103	4.3	22	0	1	4	4.0	4	0	0	0	0	0	0	0	0	0.0	0	0
'95 Totals	368	1,487	4.0	49	14	60	250	4.2	25	2	13	54	4.2	12	0	20	28	1.4	15	0

Game	GASH					ZOLAK					LEE				
	Att	Yds	Avg	Lg	TD	Att	Yds	Avg	Lg	TD	Att	Yds	Avg	Lg	TD
CLEVELAND	0	0	0.0	0	0	0	0	0.0	0	0	0	0	0.0	0	0
MIAMI	0	0	0.0	0	0	0	0	0.0	0	0	0	0	0.0	0	0
@ San Francisco	0	0	0.0	0	0	1	-1	-1.0	-1	0	0	0	0.0	0	0
@ Atlanta	0	0	0.0	0	0	2	12	6.0	12	0	0	0	0.0	0	0
DENVER	0	0	0.0	0	0	0	0	0.0	0	0	0	0	0.0	0	0
@ Kansas City	0	0	0.0	0	0	0	0	0.0	0	0	0	0	0.0	0	0
BUFFALO	2	4	2.0	5	0	0	0	0.0	0	0	1	4	4.0	4	0
CAROLINA	2	4	2.0	2	0	0	0	0.0	0	0	0	0	0.0	0	0
@ NY Jets	0	0	0.0	0	0	0	0	0.0	0	0	0	0	0.0	0	0
@ Miami	0	0	0.0	0	0	0	0	0.0	0	0	0	0	0.0	0	0
INDIANAPOLIS	0	0	0.0	0	0	0	0	0.0	0	0	0	0	0.0	0	0
@ Buffalo	1	9	9.0	9	0	0	0	0.0	0	0	0	0	0.0	0	0
NEW ORLEANS	2	4	2.0	3	0	1	8	8.0	8	0	0	0	0.0	0	0
NY JETS	0	0	0.0	0	0	0	0	0.0	0	0	0	0	0.0	0	0
@ Pittsburgh	0	0	0.0	0	0	0	0	0.0	0	0	0	0	0.0	0	0
@ Indianapolis	1	3	3.0	3	0	0	0	0.0	0	0	0	0	0.0	0	0
'95 Totals	8	24	3.0	9	0	4	19	4.8	12	0	1	4	4.0	4	0



## 1995 GAME-BY-GAME RECEIVING STATISTICS

Game	COATES				BRISBY				MEGETT				MOORE				MARTIN				GASH				
	Rec	Yds	Avg	TD	Rec	Yds	Avg	TD	Rec	Yds	Avg	TD	Rec	Yds	Avg	TD	Rec	Yds	Avg	TD	Rec	Yds	Avg	TD	
CLEVELAND	9	106	11.8	19	7	58	8.3	17	4	16	4.0	10	6	77	12.8	32	0	0	0	0	2	37	18.5	30	
MIAMI	3	77	15.4	20	5	77	15.4	12	5	15	3.0	12	8	112	14.0	33	0	0	0	0	2	18	9.0	9	
@ San Fran	72	144	19.3	31	4	37	9.3	12	3	24	8.0	9	3	31	10.3	11	0	0	0	0	2	0	0.0	0	
@ Atlanta	2	7	3.5	4	9	161	17.9	72	0	18	4.5	19	1	10	10.0	10	0	0	-1	-1.0	3	13	0.0	7	
DENVER	7	84	12.0	25	0	0	0.0	0	7	51	7.3	15	2	31	15.5	17	0	1	3	3.0	3	0	0	0	
@ Kansas City	3	34	11.3	18	0	0	0.0	22	1	4	13	3.3	11	7	65	9.3	17	1	3	28	9.3	0	0	0	
BUFFALO	5	75	15.0	35	6	59	9.8	15	5	43	8.6	18	0	0	INA	17	0	0	-2	-2.0	2	28	14.0	18	
CAROLINA	4	41	10.3	17	5	62	12.4	21	0	37	7.4	18	3	41	13.7	15	0	4	30	7.5	21	0	0	0	
@ NY Jets	4	35	8.8	13	3	74	24.7	35	2	16	8.0	13	2	12	6.0	7	0	1	22	22.0	22	0	0	0	
@ Miami	2	18	9.0	10	6	118	19.7	47	1	23	11.5	13	0	0	0.0	0	0	3	45	15.0	27	0	5	5	
INDIANAPOLIS	9	89	9.9	19	1	7	7.0	7	3	21	7.0	14	0	2	18	9.0	10	0	5	5.0	5	0	9	0	
@ Buffalo	6	60	10.0	18	3	6	101	16.8	22	0	0	0	0	2	23	11.5	13	0	30	15.0	21	0	49	9.8	
NEW ORLEANS	7	90	12.9	27	0	0	0.0	0	4	26	6.5	10	0	4	58	14.5	25	0	0	0.0	0	2	18	9.0	
NY JETS	3	42	14.0	24	0	3	60	20.0	43	0	0	0	0	0	0.0	0	0	0	6	6.0	6	0	4	4	
@ Pittsburgh	11	83	7.5	13	2	1	99	14.1	25	0	23	11.5	15	0	8.0	11	0	8	62	7.8	22	1	24	8.0	
@ Indianapolis	4	56	14.0	28	0	1	13	13.0	13	2	8	4.0	5	0	INA	0	0	3	24	8.0	13	0	17	8.5	
'95 Totals	84	915	10.9	35	66	974	14.8	72	3	52	334	6.4	19	43	502	11.7	33	1	30	261	8.7	27	1	26	242

Game	BURKE				T. BROWN				GRAHAM				LEE				CROOM				GRANT				
	Rec	Yds	Avg	TD	Rec	Yds	Avg	TD	Rec	Yds	Avg	TD	Rec	Yds	Avg	TD	Rec	Yds	Avg	TD	Rec	Yds	Avg	TD	
CLEVELAND	2	8	4.0	4	0	0	0.0	0	0	0	0.0	0	0	0	0.0	0	0	0	0	0.0	0	0	0	0	
MIAMI	0	0	0.0	0	0	0	0.0	0	0	0	0.0	0	1	13	13.0	13	0	0	0	0.0	0	0	0	0	
@ San Fran	2	12	6.0	6	5	72	14.4	25	0	0	0.0	0	0	0	0.0	0	0	0	0	0.0	0	0	0	0	
@ Atlanta	0	0	0.0	0	4	44	11.0	31	0	0	0.0	0	0	0	0.0	0	0	0	0	0.0	0	0	0	0	
DENVER	4	32	8.0	12	3	25	8.3	11	0	0	0.0	0	1	33	33.0	33	0	1	8	8.0	8	0	4	4	
@ Kansas City	3	31	10.3	18	2	18	9.0	13	0	0	0.0	0	0	0	0.0	0	0	0	0	0.0	0	0	0	0	
BUFFALO	1	21	21.0	21	0	0	0.0	0	0	0	0.0	0	3	38	12.7	21	0	0	0	0.0	0	0	0	0	
CAROLINA	1	17	17.0	17	0	0	0.0	0	0	0	0.0	0	0	0	0.0	0	0	0	0	0.0	0	0	0	0	
@ NY Jets	0	0	0.0	0	0	0	0.0	0	0	0	0.0	0	0	0	0.0	0	0	0	0	0.0	0	0	0	0	
@ Miami	0	0	0.0	0	0	0	0.0	0	0	0	0.0	0	0	0	0.0	0	0	0	0	0.0	0	0	0	0	
INDIANAPOLIS	1	9	9.0	9	0	0	0.0	0	0	0	0.0	0	0	0	0.0	0	0	0	0	0.0	0	0	0	0	
@ Buffalo	0	0	0.0	0	0	0	0.0	0	0	16	16.0	16	0	0	0.0	0	0	0	0	0.0	0	0	0	0	
NEW ORLEANS	0	0	0.0	0	0	0	0.0	0	0	0	0.0	0	0	0	0.0	0	0	0	0	0.0	0	0	0	0	
NY JETS	0	0	0.0	0	0	0	0.0	0	0	5	5.0	5	0	0	0.0	0	0	0	0	0.0	0	0	0	0	
@ Pittsburgh	1	6	6.0	6	0	0	0.0	0	3	66	22.0	37	1	0	0.0	0	0	0	0	0.0	0	0	0	0	
@ Indianapolis	0	0	0.0	0	0	0	0.0	0	2	24	8.0	11	0	3	23	7.7	9	0	0	0.0	0	0	0	0	
'95 Totals	15	136	9.1	21	14	159	11.4	31	0	10	156	15.6	37	8	107	13.4	33	0	1	8	8.0	8	0	4	4



## 1995 GAME-BY-GAME DEFENSIVE STATISTICS

Game	V. BROWN				RAY				SLADE				McGINEST				REYNOLDS				GUYTON				
	TT	UT	A	SK-YDS	INT-YDS	TT	UT	A	SK-YDS	INT-YDS	TT	UT	A	SK-YDS	INT-YDS	TT	UT	A	SK-YDS	INT-YDS	TT	UT	A	SK-YDS	INT-YDS
CLEVELAND	6	4	2	1-8	0-0	7	5	2	0-0	0-0	11	8	3	1-1	0-0	4	1	3	0-0	0-0	1	1	0	0-0	0-0
MIAMI	11	6	5	0-0	0-0	12	9	3	0-0	0-0	6	6	0	0-0	0-0	5	4	1	0-0	0-0	5	3	2	0-0	0-0
@ San Fran	4	3	1	0-0	1-1	3	2	1	0-0	0-0	2	2	0	0-0	0-0	4	4	0	0-0	0-0	6	5	1	0-0	0-0
@ Atlanta	2	1	1	1-0	0-0	9	8	1	0-0	1-21	1	1	0	0-0	0-0	4	4	0	0-0	0-0	3	3	2	0-0	0-0
DENVER	11	4	7	0-0	0-0	5	3	2	0-0	0-0	7	5	2	0-0	0-0	6	5	1	1-5	0-0	5	3	2	0-0	0-0
@ Kansas City	6	6	0	1-1	0-0	1	1	0	0-0	0-0	8	7	1	0-0	0-0	1	1	0	0-0	0-0	3	3	0	0-0	0-0
BUFFALO	5	3	2	0-0	0-0	4	3	1	0-0	0-0	8	5	3	1-4	0-0	8	5	0	2-15	0-0	3	3	0	0-0	0-0
CAROLINA	7	6	1	0-0	0-0	5	3	2	0-0	0-0	9	5	3	0-0	0-0	11	8	0	0-0	0-0	5	4	1	0-0	0-0
@ NY Jets	9	5	4	1-10	1-0	7	6	1	0-0	0-0	5	4	1	1-2	0-0	7	6	1	0-0	0-0	9	7	2	1-5-14	1-4
@ Miami	10	6	4	0-0	1-0	8	5	3	0-0	0-0	9	5	4	1	0-0	6	5	1	2-16	0-0	4	3	1	0-0	0-0
INDIANAPOLIS	13	9	4	0-0	0-0	10	6	4	0-0	0-0	9	5	4	0-0	0-0	6	5	1	0-0	0-0	5	4	1	0-0	1-45
@ Buffalo	7	6	1	0-0	0-0	3	2	1	0-0	0-0	8	6	2	0-0	0-0	6	4	2	0-0	0-0	6	4	2	0-0	1-23
NEW ORLEANS	5	3	2	0-0	0-0	4	4	0	0-0	0-0	3	3	0	0-0	0-0	5	3	2	0-0	0-0	0-0	0-0	0-0	0-0	0-0
NY JETS	7	5	2	0-0	0-0	6	6	0	0-0	0-0	6	4	2	1-9	0-0	5	5	0	2-26	0-0	9	8	1	0-0	0-0
@ Pittsburgh	2	2	0	0-0	1-0	5	4	1	0-0	0-0	4	3	1	0-0	0-0	5	5	0	1-10	0-0	0-0	0-0	0-0	0-0	0-0
@ Indianapolis	10	8	2	0-0	0-0	6	5	1	0-0	0-0	3	3	0	0-0	0-0	5	5	0	2-16	0-0	2	1	1	0-0	0-0
'95 Totals	115	77	38	4-19	4-1	95	72	23	0-0	1-21	95	71	24	4-16	0-0	88	70	18	11-96	3-6	74	60	14	0-0	3-68

Game	JOHNSON				ROBERTS				BARNETT				LAW				HURST				LEWIS				
TT	UT	A	SK-YDS	INT-YDS	TT	UT	A	SK-YDS	INT-YDS	TT	UT	A	SK-YDS	INT-YDS	TT	UT	A	SK-YDS	INT-YDS	TT	UT	A	SK-YDS	INT-YDS	
CLEVELAND	6	3	3	0.5-2.0	0-0	2	2	0	0-0	0-0	4	3	1	0-0	0-0	2	2	0	0-0	0-0	1	1	0	0-0	0-0
MIAMI	4	3	1	0-0	0-0	3	1	2	0-0	0-0	5	3	2	0-0	0-0	1	0	1	0-0	0-0	6	4	2	0-0	0-0
@ San Fran			INA			1	1	0	0-0	0-0	1	1	0	0-0	0-0	5	5	0	0-0	0-0	6	5	1	0-0	1-8
@ Atlanta			INA			5	3	2	0-0	0-0	2	2	0	0-0	0-0	4	3	1	0-0	0-0	2	2	0	0-0	0-0
DENVER			INA			6	5	1	0-0	0-0	3	2	1	0-0	0-0	0	0	0	0-0	0-0	4	2	2	0-0	0-0
@ Kansas City			INA			3	3	0	0-0	0-0	1	1	0	0-0	0-0	5	5	0	0-0	0-0	2	2	0	0-0	0-0
BUFFALO				0-0		1	0	1	0-0	0-0	3	1	2	0-0	0-0	INA	INA	0	0	0-0	0	0	0	0-0	0-0
CAROLINA	4	3	1	0-0	0-0	12	7	5	0-0	0-0	7	4	3	0-0	0-0	INA	INA	6	5	1	0-0	4	1	3	0-0
@ NY Jets	10	4	0	0-0	0-0						1	0	1	0-0	0-0	0	0	0	0-0	0-0	6	5	1	0-0	0-0
@ Miami	4	4	0	0-0	0-0						0	0	0	0-0	0-0	0	0	0	0-0	0-0	4	1	3	0-0	0-0
INDIANAPOLIS	13	6	7	0-0	0-0						1	1	0	0-0	0-0	INA	INA	4	4	0	0-0	0	0	0	0-0
@ Buffalo	6	2	4	0-0	0-0						5	4	1	0-0	0-0	0	0	0	0-0	0-0	7	5	2	0-0	0-0
NEW ORLEANS	2	1	1	0-0	0-0	3	3	0	0-0	0-0	4	3	1	1-7	0-0	6	4	2	0-0	0-0	1	0	1	0-0	0-0
NY JETS	4	3	1	0-0	0-0	5	3	2	0-0	0-0	3	2	1	0-0	0-0	3	2	1	0-0	1-38	2	2	1	0-0	0-0
@ Pittsburgh	3	2	1	0-0	0-0	4	2	2	0-0	0-0	2	0	2	0-0	0-0	8	6	2	0-0	1-0	2	2	0	0-0	0-0
@ Indianapolis	4	2	2	0-0	0-0	4	2	2	1-1	0-0	8	7	1	1-7	0-0	4	4	0	0-0	0-0	0	0	0	0-0	0-0
'95 Totals	69	41	28	0.5-2.0	0-0	53	35	18	1-1	0-0	53	34	19	2-14	0-0	47	40	7	1-6	1-6	42	34	8	0-0	1-0
																									1-47
																									9 1.5-12.0
																									0-0





## 1995 GAME-BY-GAME DEFENSIVE STATISTICS

Game	M. JONES			WHITE			COLLONS			C. BRWON			WALKER			MOORE		
	TT	UT	A	SK-YDS	INT-YDS	INT-YDS	TT	UT	A	SK-YDS	INT-YDS	INT-YDS	TT	UT	A	SK-YDS	INT-YDS	INT-YDS
CLEVELAND	0	0	0	0-0	0-0	0-0	3	0	3	0.5-2.0	0-0	0-0	0	0	0	0-0	0-0	0-0
MIAMI	3	1	2	0-0	0-0	0-0	3	1	2	0-0	0-0	0-0	0	0	0	0-0	0-0	0-0
@ San Fran	1	1	0	0-0	0-0	0-0	4	4	0	2-3	0-0	0-0	0	0	0	0-0	0-0	0-0
@ Atlanta	0	0	0	0-0	0-0	0-0	2	2	0	0-0	0-0	0-0	0	0	0	0-0	0-0	0-0
DENVER	0	0	0	0-0	0-0	0-0	1	1	0	0-0	0-0	0-0	0	0	0	0-0	0-0	0-0
@ Kansas City	1	1	0	1-5	0-0	0-0	0	0	0	0-0	0-0	0-0	6	6	0	0-0	0-0	0-0
BUFFALO	3	1	0	0-0	0-0	0-0	2	2	0	0-0	0-0	0-0	4	4	0	0-0	0-0	0-0
CAROLINA	2	2	0	0-0	0-0	0-0	1	1	0	1-6	0-0	0-0	0	0	0	0-0	0-0	0-0
@ NY Jets	2	1	1	0-0	0-0	0-0	0	0	0	0-0	0-0	0-0	0	0	0	0-0	0-0	0-0
@ Miami	3	3	0	1-1	0-0	0-0	2	2	0	0-0	0-0	0-0	0	0	0	0-0	0-0	0-0
INDIANAPOLIS	1	1	0	0-0	0-0	0-0	1	1	0	0-0	0-0	0-0	0	0	0	0-0	0-0	0-0
@ Buffalo	2	2	0	0-0	0-0	0-0	3	2	1	0-0	0-0	0-0	2	2	1	0-0	0-0	0-0
@ Buffalo	0	0	0	0-0	0-0	0-0	0	0	0	0-0	0-0	0-0	0	0	0	0-0	0-0	0-0
NEW ORLEANS	0	0	0	0-0	0-0	0-0	1	0	1	0-0	0-0	0-0	2	2	0	0-0	0-0	0-0
NY JETS	4	3	1	1-7	0-0	0-0	0	0	0	0-0	0-0	0-0	0	0	0	0-0	0-0	0-0
@ Pittsburgh	3	2	1	0-0	0-0	0-0	0	0	0	0-0	0-0	0-0	2	2	0	0-0	0-0	0-0
@ Indianapolis	3	2	1	0-0	0-0	0-0	2	2	0	1-0	0-0	0-0	1	1	0	0-0	0-0	0-0
'95 Totals	23	17	6	3-16	0-0	0-0	21	18	3	4-9	0-0	0-0	20	19	1	0-0	0-0	0-0

Game	A. JONES			SABB			WHIGHAM			HITCHCOCK			ABRAMS					
	TT	UT	A	SK-YDS	INT-YDS	INT-YDS	TT	UT	A	SK-YDS	INT-YDS	INT-YDS	TT	UT	A	SK-YDS	INT-YDS	INT-YDS
CLEVELAND	0	0	0	0-0	0-0	0-0	0	0	0	0-0	0-0	0-0	0	0	0	0-0	0-0	0-0
MIAMI	2	1	1	0-0	0-0	0-0	0	0	0	0-0	0-0	0-0	0	0	0	0-0	0-0	0-0
@ San Fran	1	1	0	0-0	0-0	0-0	0	0	0	0-0	0-0	0-0	0	0	0	0-0	0-0	0-0
@ Atlanta	0	0	0	0-0	0-0	0-0	0	0	0	0-0	0-0	0-0	0	0	0	0-0	0-0	0-0
DENVER	0	0	0	0-0	0-0	0-0	0	0	0	0-0	0-0	0-0	0	0	0	0-0	0-0	0-0
@ Kansas City	0	0	0	0-0	0-0	0-0	3	3	0	0-0	0-0	0-0	0	0	0	0-0	0-0	0-0
BUFFALO	1	1	0	0-0	0-0	0-0	0	0	0	0-0	0-0	0-0	1	1	0	0-0	0-0	0-0
CAROLINA	0	0	0	0-0	0-0	0-0	0	0	0	0-0	0-0	0-0	1	1	0	0-0	0-0	0-0
@ NY Jets	1	1	0	1-6	0-0	0-0	0	0	0	0-0	0-0	0-0	0	0	0	0-0	0-0	0-0
@ Miami	1	1	0	0-0	0-0	0-0	0	0	0	0-0	0-0	0-0	0	0	0	0-0	0-0	0-0
INDIANAPOLIS	0	0	0	0-0	0-0	0-0	0	0	0	0-0	0-0	0-0	0	0	0	0-0	0-0	0-0
@ Buffalo	0	0	0	0-0	0-0	0-0	0	0	0	0-0	0-0	0-0	0	0	0	0-0	0-0	0-0
NEW ORLEANS	0	0	0	0-0	0-0	0-0	1	1	0	0-0	0-0	0-0	0	0	0	0-0	0-0	0-0
NY JETS	1	0	1	0-0	0-0	0-0	0	0	0	0-0	0-0	0-0	0	0	0	0-0	0-0	0-0
@ Pittsburgh	1	0	0	0-0	0-0	0-0	0	0	0	0-0	0-0	0-0	1	1	0	0-0	0-0	0-0
@ Indianapolis	0	0	0	0-0	0-0	0-0	0	0	0	0-0	0-0	0-0	1	1	0	0-0	0-0	0-0
'95 Totals	7	5	2	1-6	0-0	0-0	4	4	0	0-0	0-0	0-0	4	4	0	0-0	0-0	0-0



## 1995 PLAYER PARTICIPATION CHART

	GP/GS	Cleveland	Miami	at San Francisco	at Atlanta	Denver	at Kansas City	Buffalo	Carolina	at NY Jets	at Miami	Indianapolis	at Buffalo	New Orleans	NY Jets	at Pittsburgh	at Indianapolis
Abrams	9/1	INA	INA	Sub	Sub	Sub	RILB	INA	Sub	Sub	INA	INA	INA	Sub	Sub	Sub	
Armstrong	16/16	LT	LT	LT	LT	LT	LT	LT	LT	LT	LT	LT	LT	LT	LT	LT	LT
Bahr	16/0	Sub	Sub	Sub	Sub	Sub	Sub	Sub	Sub	Sub	Sub	Sub	Sub	Sub	Sub	Sub	Sub
Barker	0/0	Signed 9/28			DNP	INA	INA	INA	INA	INA	INA	INA	INA	INA	INA	INA	INA
T. Barnett	16/15	RE	RE	RE	Sub	RE	RE	RE	RE	RE	RE	RE	RE	RE	RE	RE	RE
Bledsoe	15/15	QB	QB	QB	INA	QB	QB	QB	QB	QB	QB	QB	QB	QB	QB	QB	QB
Brisby	16/16	WR	WR	WR	WR	WR	WR	WR	WR	WR	WR	WR	WR	WR	WR	WR	WR
Brown, C.	16/2	Sub	Sub	Sub	Sub	Sub	FS	FS	Sub	Sub	Sub	Sub	Sub	Sub	Sub	Sub	Sub
Brown, T.	16/0	Sub	Sub	Sub	Sub	Sub	Sub	Sub	Sub	Sub	Sub	Sub	Sub	Sub	Sub	Sub	Sub
Brown, V.	16/16	LILB	LILB	LILB	LILB	LILB	LILB	LILB	LILB	LILB	LILB	LILB	LILB	LILB	LILB	LILB	LILB
Burke	16/4	TE	Sub	Sub	Sub	Sub	Sub	TE	Sub	Sub	INA	INA	Sub	Sub	Sub	Sub	TE
Cade	10/0	Sub	Sub	Sub	Sub	Sub	Sub	Sub	INA	INA	INA	INA	INA	Sub	Sub	Sub	Sub
Catanho	12/0	Signed 9/19	Sub	INA	INA	Sub	Sub	Sub	Sub	Sub	Sub	Sub	Sub	Sub	Sub	Sub	Sub
Coates	16/15	TE	TE	TE	TE	TE	Sub	TE	TE	TE	TE	TE	TE	TE	TE	TE	TE
Collons	16/4	Sub	Sub	Sub	RE	Sub	Sub	Sub	Sub	LE	LE	LE	Sub	Sub	Sub	Sub	Sub
Croom	13/1	INA	INA	Sub	Sub	Sub	RB	Sub	Sub	Sub	Sub	Sub	Sub	Sub	Sub	Sub	INA
Dellenbach	15/5	C	C	C	C	C	INA	Sub	Sub	Sub	Sub	Sub	Sub	Sub	Sub	Sub	Sub
DeOssie	16/0	Sub	Sub	Sub	Sub	Sub	Sub	Sub	Sub	Sub	Sub	Sub	Sub	Sub	Sub	Sub	Sub
Frisch	2/0					Signed 10/26		INA	Sub	INA	Sub	INA	INA	INA	INA	Cut 12/19	
Gash	15/12	Sub	FB	FB	FB	INA	FB	FB	Sub	FB	FB	FB	FB	FB	FB	FB	Sub
Gisler	16/0	Sub	Sub	Sub	Sub	Sub	Sub	Sub	Sub	Sub	Sub	Sub	Sub	Sub	Sub	Sub	Sub
Graham	10/1	INA	INA	Sub	Sub	INA	INA	Sub	INA	DNP	Sub	Sub	Sub	Sub	Sub	Sub	WR
Grant	7/1	INA	Sub	Sub	Sub	FB	Sub	Sub	Placed on P.S. 10/26					Activated 12/19		Sub	
Green	2/0	Sub	Sub	Placed on injured reserve 9/14													
Guyton	14/14	FS	FS	FS	FS	FS	INA	INA	FS	FS	FS	FS	FS	SS	SS	SS	SS
Harlow	10/0	INA	INA	Sub	INA	INA	INA	Sub	Sub	Sub	Sub	Sub	Sub	Sub	Sub	Sub	Sub
Hitchcock	8/0	INA	INA	INA	Sub	INA	Sub	Sub	INA	Sub	INA	Sub	INA	INA	INA	Sub	Sub
Holcomb	0/0	Placed on practice squad 8/28												Activated from practice squad 12/19			INA
Hurst	10/10	RCB	RCB	RCB	RCB	RCB	INA	RCB	RCB	RCB	RCB	RCB	Released 11/20				
Johnson	12/12	RILB	RILB	INA	INA	INA	INA	RILB	RILB	RILB	RILB	RILB	RILB	RILB	RILB	RILB	RILB
Jones, A.	10/0	INA	Sub	Sub	Sub	Sub	INA	INA	INA	Sub	Sub	Sub	INA	INA	Sub	Sub	Sub
Jones, M.	13/3	Sub	INA	INA	INA	Sub	Sub	Sub	Sub	Sub	Sub	Sub	Sub	Sub	NT	NT	NT
Kratch	16/16	LG	LG	LG	LG	LG	RG	RG	RG	RG	RG	RG	RG	RG	RG	RG	RG
Lane	16/16	RT	RT	RT	RT	RT	RT	RT	RT	RT	RT	RT	RT	RT	RT	RT	RT
Law	14/7	Sub	Sub	Sub	DB	Sub	RCB	INA	INA	Sub	Sub	Sub	RCB	RCB	RCB	RCB	RCB
Lee	7/2	Sub	Sub	INA	INA	Sub	Sub	WR	WR	INA	INA	INA	INA	INA	INA	INA	Sub
Lewis	16/2	Sub	Sub	DB	DB	Sub	Sub	Sub	Sub	Sub	Sub	Sub	Sub	Sub	Sub	Sub	Sub
Martin	16/15	RB	RB	RB	RB	RB	Sub	RB	RB	RB	RB	RB	RB	RB	RB	RB	RB
McGinest	16/16	LLB	LLB	LLB	LLB	LLB	LLB	LLB	LLB	LLB	LLB	LLB	LLB	LLB	LLB	LLB	LLB
Meggett	16/0	Sub	Sub	Sub	Sub	Sub	Sub	Sub	Sub	Sub	Sub	Sub	Sub	Sub	Sub	Sub	Sub
Moore, B.	6/0	Sub	Sub	INA	Sub	Sub	Sub	Sub	INA	INA	INA	INA	INA	INA	Released 12/5		
Moore, M.	16/2	Sub	Sub	RILB	Sub	RILB	Sub	Sub	Sub	Sub	Sub	Sub	Sub	Sub	Sub	Sub	Sub
Moore, W.	14/13	WR	WR	WR	WR	WR	WR	INA	Sub	WR	WR	WR	WR	WR	WR	WR	INA
O'Neill	8/0	Sub	Sub	Sub	Sub	Sub	Sub	Sub	Sub	Released 10/31							
President	1/0	Sub	INA	INA	Released 9/2-	Signed to Practice Squad 10/6-Signed by Chicago Bears 10/19											
Ray	16/16	SS	SS	SS	SS	SS	SS	SS	SS	SS	SS	SS	SS	FS	FS	FS	FS
Reynolds	16/16	LCB	LCB	LCB	LCB	LCB	LCB	LCB	LCB	LCB	LCB	LCB	LCB	LCB	LCB	LCB	LCB
T. Roberts	13/12	LE	LE	Sub	LE	LE	LE	LE	LE	INA	INA	INA	LE	LE	LE	LE	LE
W. Roberts	16/11	Sub	Sub	Sub	Sub	Sub	LG	LG	LG	LG	LG	LG	LG	LG	LG	LG	LG
Rucci	6/5	RG	RG	RG	RG	RG	Sub	INA	INA	INA	INA	INA	INA	INA	INA	INA	INA
Sabb	12/0	Sub	Sub	Sub	Sub	Sub	Sub	Sub	Sub	INA	Sub	Sub	Sub	Sub	INA	INA	INA
Slade	16/16	RILB	RILB	RILB	RILB	RILB	RILB	RILB	RILB	RILB	RILB	RILB	RILB	RILB	RILB	RILB	RILB
Wagner	8/0						Signed 10/31		Sub	Sub	Sub	Sub	Sub	Sub	Sub	Sub	Sub
B. Walker	11/5	Sub	Sub	INA	INA	Sub	NT	NT	NT	NT	Sub	NT	Sub	Sub	INA	INA	INA
Whigham	16/0	Sub	Sub	Sub	Sub	Sub	Sub	Sub	Sub	Sub	Sub	Sub	Sub	Sub	Sub	Sub	Sub
White	16/7	NT	NT	NT	Sub	NT	Sub	Sub	Sub	Sub	NT	Sub	NT	NT	Sub	Sub	Sub
Wohlabough	11/11	INA	INA	INA	INA	INA	C	C	C	C	C	C	C	C	C	C	C
Yancy	4/0	Placed on P.S. 8/28					Activated from the P.S. 11/20					Sub	Sub	Sub	Sub	Sub	INA
Zolak	16/1	Sub	Sub	Sub	QB	Sub	Sub	Sub	Sub	Sub	Sub	Sub	Sub	Sub	Sub	Sub	Sub



## 1995 OFFENSIVE STARTERS

## 1995 OFFENSIVE STARTERS BY GAME

Date	Opponent	WR	LT	LG	C	RG	RT	TE	WR	QB	RB	FB
9/3	Cleveland	Brisby	Armstrong	Kratch	Dellenbach	Rucci	Lane	Coates	W. Moore	Bledsoe	Martin	Burke (TE)
9/10	Miami	Brisby	Armstrong	Kratch	Dellenbach	Rucci	Lane	Coates	W. Moore	Bledsoe	Martin	Gash
9/17	at San Francisco	Brisby	Armstrong	Kratch	Dellenbach	Rucci	Lane	Coates	W. Moore	Bledsoe	Martin	Gash
9/24	Open											
10/1	at Atlanta	Brisby	Armstrong	Kratch	Dellenbach	Rucci	Lane	Coates	W. Moore	Zolak	Martin	Gash
10/8	Denver	Brisby	Armstrong	Kratch	Dellenbach	Rucci	Lane	Coates	W. Moore	Bledsoe	Martin	Grant
10/15	at Kansas City	Brisby	Armstrong	Roberts	Wohlabaugh	Kratch	Lane	Burke	W. Moore	Bledsoe	Croom	Gash
10/23	Buffalo	Brisby	Armstrong	Roberts	Wohlabaugh	Kratch	Lane	Coates	Lee	Bledsoe	Martin	Gash
10/29	Carolina	Brisby	Armstrong	Roberts	Wohlabaugh	Kratch	Lane	Coates	Lee	Bledsoe	Martin	Burke (TE)
11/5	at NY Jets	Brisby	Armstrong	Roberts	Wohlabaugh	Kratch	Lane	Coates	W. Moore	Bledsoe	Martin	Gash
11/12	at Miami	Brisby	Armstrong	Roberts	Wohlabaugh	Kratch	Lane	Coates	W. Moore	Bledsoe	Martin	Gash
11/19	Indianapolis	Brisby	Armstrong	Roberts	Wohlabaugh	Kratch	Lane	Coates	W. Moore	Bledsoe	Martin	Gash
11/26	at Buffalo	Brisby	Armstrong	Roberts	Wohlabaugh	Kratch	Lane	Coates	W. Moore	Bledsoe	Martin	Gash
12/3	New Orleans	Brisby	Armstrong	Roberts	Wohlabaugh	Kratch	Lane	Coates	W. Moore	Bledsoe	Martin	Gash
12/10	NY Jets	Brisby	Armstrong	Roberts	Wohlabaugh	Kratch	Lane	Coates	W. Moore	Bledsoe	Martin	Gash
12/16	at Pittsburgh	Brisby	Armstrong	Roberts	Wohlabaugh	Kratch	Lane	Coates	W. Moore	Bledsoe	Martin	Gash
12/23	at Indianapolis	Brisby	Armstrong	Roberts	Wohlabaugh	Kratch	Lane	Coates	Graham	Bledsoe	Martin	Burke (TE)



## 1995 DEFENSIVE STARTERS

## 1995 DEFENSIVE STARTERS BY GAME

Date	Opponent	LE	NT	RE	LILB	RILB	ROLB	LCB	RCB	SS	FS
9/3	Cleveland	Roberts	White	Barnett	McGinest	Johnson	Slade	Reynolds	Hurst	Ray	Guyton
9/10	Miami	Roberts	White	Barnett	V. Brown	Johnson	Slade	Reynolds	Hurst	Ray	Guyton
9/17	at San Francisco	Lewis (DB)	White	Barnett	V. Brown	M. Moore	Slade	Reynolds	Hurst	Ray	Guyton
9/24	Open										
10/1	at Atlanta	Roberts	Lewis (DB)	Collins	McGinest	Law (DB)	Slade	Reynolds	Hurst	Ray	Guyton
10/8	Denver	Roberts	White	Barnett	McGinest	M. Moore	Slade	Reynolds	Hurst	Ray	Guyton
10/15	at Kansas City	Roberts	Walker	Barnett	McGinest	Abrams	Slade	Reynolds	Law	Ray	C. Brown
10/23	Buffalo	Roberts	Walker	Barnett	McGinest	Johnson	Slade	Reynolds	Hurst	Ray	C. Brown
10/29	Carolina	Roberts	Walker	Barnett	McGinest	Johnson	Slade	Reynolds	Hurst	Ray	Guyton
11/5	at NY Jets	Collins	Walker	Barnett	McGinest	Johnson	Slade	Reynolds	Hurst	Ray	Guyton
11/12	at Miami	Collins	White	Barnett	McGinest	Johnson	Slade	Reynolds	Hurst	Ray	Guyton
11/19	Indianapolis	Collins	Walker	Barnett	McGinest	Johnson	Slade	Reynolds	Hurst	Ray	Guyton
11/26	at Buffalo	Roberts	White	Barnett	McGinest	Johnson	Slade	Reynolds	Law	Ray	Guyton
12/3	New Orleans	Roberts	White	Barnett	McGinest	Johnson	Slade	Reynolds	Law	Guyton	Ray
12/10	NY Jets	Roberts	M. Jones	Barnett	McGinest	Johnson	Slade	Reynolds	Law	Guyton	Ray
12/16	at Pittsburgh	Roberts	M. Jones	Barnett	McGinest	Johnson	Slade	Reynolds	Law	Guyton	Ray
12/23	at Indianapolis	Roberts	M. Jones	Barnett	McGinest	Johnson	Slade	Reynolds	Law	Guyton	Ray



## LAST TIME IT HAPPENED

### TEAM

#### Overtime Game:

Carolina Panthers 20, Patriots 17, at Foxboro, October 29, 1995

#### Shutout:

By Patriots: Patriots 38, Indianapolis 0 at Foxboro on Dec. 26, 1993

By Opponent: New York Jets 6, Patriots 0 at Foxboro on Nov. 28, 1993

#### At least 400 total yards:

By Patriots: 439, at Pittsburgh, Dec. 16, 1995 (117 rush - 322 pass)

By Opponent: 432, vs. New Orleans, Dec. 3, 1995 (139 R - 293 P)

#### At least 500 total yards:

By Patriots: 506, vs. Seattle, Sept. 21, 1986 (120 R - 386 P)

By Opponent: 525, at Miami, Sept. 4, 1994 (69 R - 456 P)

#### At least 200 yards rushing:

By Patriots: 257, vs. Indianapolis, Dec. 26, 1993

By Opponent: 209, vs. Seattle, Dec. 19, 1993

#### At least 300 yards rushing:

By Patriots: 328, vs. NY Jets, Sept. 18, 1983

By Opponent: 304, at Philadelphia, Nov. 4, 1990

#### At least 300 net yards passing:

By Patriots: 302, vs. Cleveland, Sept. 3, 1995

By Opponent: 373, at Miami, Nov. 12, 1995

#### At least 400 net yards passing:

By Patriots: 426, vs. Minnesota, Nov. 13, 1994

By Opponent: 456, at Miami, Sept. 4, 1994

### OFFENSE

#### 100-Yard Rushing Game:

By Patriots: Curtis Martin, at Indianapolis, Dec. 23, 1995 (24-103)

By Opponent: Mario Bates, vs. New Orleans, Dec. 3, 1995 (15-123-2)

#### 200 yard Rushing Game:

By Patriots: Tony Collins, vs. New York Jets, Sept. 18, 1983

By Opponent: Greg Bell, vs. LA Rams, Dec. 24, 1989

#### 100-Yard Receiving Game:

By Patriots: Vincent Brisby, at Buffalo Nov. 26, 1995 (6-101-0)

By Opponent: Johnny Mitchell, vs. NY Jets, Dec. 10, 1995 (9-108-1)

Ryan Yarborough, vs. NY Jets, Dec. 10, 1995 (6-105-2)

#### Two 100-Yard Receivers in One Game:

By Patriots: Ben Coates, vs. Buffalo, Sept. 11, 1994 (9-124-2)

Michael Timpson, vs. Buffalo, Sept. 11, 1994 (5-101-1)

By Opponent: Johnny Mitchell, vs. NY Jets, Dec. 10, 1995 (9-108-1)

Ryan Yarborough, vs. NY Jets, Dec. 10, 1995 (6-105-2)

#### 200-Yard Receiving Game:

By Patriots: Record is 182 yards by Stanley Morgan vs. Miami (Nov. 11 1981)

By Opponent: Irving Fryar, at Miami, Sept. 4, 1994 (6-211-3)

#### 10+ Receptions by 2 or More Players in a Game:

By Patriots: Leroy Thompson (11), Michael Timpson (10) and Ben Coates (10), vs. Minnesota, Nov. 13, 1994. (NFL Record)

By Opponent: None

#### 300-Yard Passing Game:

By Patriots: Drew Bledsoe, at Pittsburgh, Dec. 16, 1995 (60-39-336-3 td-1 int.)

By Opponent: Dan Marino, at Miami, Nov. 12, 1995 (37-27-333-2 td-2 int.)

#### 400-Yard Passing Game:

By Patriots: Drew Bledsoe, vs. Minnesota, Nov. 13, 1994 (70-45-426-3 td-0 int.)

By Opponent: Dan Marino, at Miami, Sept. 4, 1994 (42-23-473-5 td-1 int.)

#### 4-Touchdown Passing Game:

By Patriots: Drew Bledsoe, at Miami, Sept. 4, 1994 (51-32-421-4 td-2 int.)

By Opponent: Boomer Esiason, vs. NY Jets, Dec. 10, 1995 (42-27-296-4 td-1 int.)





## LAST TIME IT HAPPENED (cont.)

### 5-Touchdown Passing Game:

By Patriots: Steve Grogan, vs. NY Jets, Sept. 9, 1979 (18-13-315-5 td)  
By Opponent: Dan Marino, at Miami, Sept. 4, 1994 (42-23-473-5 td-1 int.)

### Defense

#### Interception Return For Touchdown:

By Patriots: Ricky Reynolds, vs. NY Jets, Dec. 4, 1994 (11 yards)  
By Opponent: Cornelius Bennett, at Buffalo, Nov. 26, 1995 (69 yards)

#### Fumble Return For Touchdown:

By Patriots: Chris Slade, at Buffalo, Nov. 26, 1995 (27 yards)  
By Opponent: Willie Clay, vs. Detroit, Sept. 12, 1993 (15 yards)

#### Opponent's Fumble Recovered In End Zone For Touchdown:

By Patriots: Johnny Rembert, vs. Indianapolis, Sept. 7, 1986  
By Opponent: Mike Lodish, vs. Buffalo, Sept. 11, 1994

#### At least THREE quarterback sacks:

By Patriots: Chris Slade, vs. San Diego, Nov. 20, 1994 (3.5)  
By Opponent: Duane Bickett, at Indianapolis, Dec. 7, 1992 (3.5)

#### At least TWO interceptions:

By Patriots: Maurice Hurst, vs. San Diego, Nov. 20, 1994  
By Opponent: Merton Hanks, at San Francisco, Sept. 17, 1995

#### At least THREE interceptions:

By Patriots: Roland James, at Buffalo, Oct. 23, 1983  
By Opponent: Terry McDaniel, vs. LA Raiders, Oct. 9, 1994

### Special Teams

#### Kickoff Return For Touchdown:

By Patriots: Jon Vaughn, at Cincinnati, Dec. 20, 1992 (100 yards)  
By Opponent: Andre Coleman, vs. San Diego, Nov. 20, 1994 (80 yards)

#### Punt Return For Touchdown:

By Patriots: Irving Fryar, vs. Atlanta, Nov. 2, 1986 (59 yards)  
By Opponent: Russell Copeland, at Buffalo, Sept. 5, 1993 (47 yards)

#### Blocked Punt:

By Patriots: Maurice Hurst, at Pittsburgh, Dec. 9, 1990  
By Opponent: Darrell Malone, vs. Miami, Jan. 2, 1994

#### Blocked Punt Returned/Recovered For Touchdown:

By Patriots: Willie Scott, vs. Indianapolis, Nov. 22, 1987 (3 yards)  
By Opponent: Mark Higgs, at Miami, Oct. 18, 1990 (19 yards)

#### Blocked Field Goal Attempt:

By Patriots: Troy Barnett, vs. Miami, Sept. 10, 1995  
By Opponent: Bryce Paup, vs. Buffalo, Oct. 23, 1995

#### Fake Field Goal Attempt:

By Patriots: vs. New Orleans, Dec. 3, 1995 (Zolak 8-yard run for first down)  
By Opponent: at Cincinnati, Dec. 20, 1992 (Breech 12-yard pass to Pickens, no TD)

#### Blocked PAT:

By Patriots: Troy Barnett, at Buffalo, Nov. 26, 1995 (Steve Christie att.)  
By Opponent: Jeff Wright, vs. Buffalo, Nov. 24, 1991 (Charlie Baumann att.)

#### PAT Missed:

By Patriots: Charlie Baumann, at K.C., Dec. 13, 1992 (Dropped Snap)  
By Opponent: Doug Pelfrey, at Cincinnati, Sept. 18, 1994 (Wide right)

#### Safety:

By Patriots: Credited to team, Jim Kelly fumbles ball out of EZ, vs. Buf., Nov. 23, 1986.  
By Opponent: Cincinnati, Patriots snap ball out of EZ, vs. Cin., Dec. 7, 1993.

#### 5 Field Goals In A Game:

By Patriots: Jason Staurovsky, vs. Indianapolis, Dec. 3, 1989  
By Opponent: Morten Anderson, at Atlanta, Oct. 1, 1995

#### 4 Field Goals In A Game:

By Patriots: Matt Bahr, at Indianapolis, Nov. 27, 1994  
By Opponent: Jason Hanson, vs. Detroit, Sept. 12, 1993



## 1995-96 ORGANIZATIONAL MOVEMENTS

## 1995

- |  |  |
|--|--|
| <p>1/16 Left LB David Bavaro, G Eugene Chung, LB Steve DeOssie, C Mike Gisler, WR Steve Hawkins and CB Rod Smith unprotected and available for the Expansion Draft.</p> <p>1/27 Re-assigned RB coach Mike Pope to TE and TE coach Charlie Weis to RBs coach. Re-assigned special assistant Dante Scarnecchia to defensive assistant/LBs and offensive assistant Maurice Carthon to offensive assistant/RBs and special teams.</p> <p>2/6 Appointed Bobby Grier Director of Player Personnel.</p> <p>2/15 Lost CB Rod Smith and WR Steve Hawkins to the Carolina Panthers and G Eugene Chung to the Jacksonville Jaguars during the Expansion Draft.</p> <p>3/1 Signed unrestricted free agent LB Bobby Abrams from Minnesota.</p> <p>3/3 Signed unrestricted free agent RB David Meggett from the New York Giants.</p> <p>3/6 Signed unrestricted free agent C Jeff Dellenbach (Miami) and restricted free agent DL Tim Roberts (Houston).</p> <p>3/24 Re-signed K Matt Bahr, LB Andre Bowden, WR Elbert Ellis, TE Paul Francisco, G Todd Rucci, DT Bruce Walker and S Larry Whigham.</p> <p>3/29 Re-signed DE Aaron Jones.</p> <p>3/30 Signed unrestricted free agent DE Jon Hand (Indianapolis).</p> <p>4/3 Signed free agent WR Will Moore and NT Reggie White.</p> <p>4/7 Re-signed DE Mike Pitts.</p> <p>4/19 Re-signed LB Todd Collins.</p> <p>4/20 Re-signed RB Corey Croom and C Mike Gisler.</p> <p>4/21 Re-signed T Brandon Moore and S Terry Ray.</p> <p>4/24 Signed 17 rookie free agents: WR Daniel Adams, TE Eric Alford, WR David Andrews, WR Kendricke Bullard, S Eddie Cade, LB Alcides Catanho, WR Hason Graham, FB Rupert Grant, RB David Green, DE Sean Holcomb, G Greg Landry, LB Jeff Parker, TE Andre President, CB Dwayne Provo, T Mike Suarez, S Brian White, LB Byron Wright.</p> <p>4/26 Re-signed FB Burnie Legette.</p> | <p>4/29 Patriots announce complete sellout for 1995.</p> <p>5/2 Re-signed CB Vernon Lewis.</p> <p>5/5 Re-signed FB Sam Gash.</p> <p>5/24 Re-signed LB Dwayne Sabb.</p> <p>5/26 Re-signed WR Troy Brown and WR Ray Crittenden.</p> <p>5/31 Signed rookie free agent QB Jim Stayer.</p> <p>6/6 Re-signed G Doug Skene.</p> <p>6/26 Signed C Dave Wohlabaugh (4th Round Draftee) and CB Carlos Yancy (7th Round Draftee).</p> <p>7/6 Waived rookie free agent WR David Andrews.</p> <p>7/7 Waived DT James Gregory.</p> <p>7/10 Signed RB Dino Philyaw (6th Round Draftee).</p> <p>7/11 Signed free agent LB Kevin O'Brien. Waived rookie free agent LB Byron Wright.</p> <p>7/18 Signed draft picks RB Curtis Martin (3rd Round) and LB Ted Johnson (2nd Round).</p> <p>7/19 Signed draft pick CB Jimmy Hitchcock (3rd round).</p> <p>7/20 Signed draft pick CB Ty Law (1st round). Signed QB Drew Bledsoe to new 7-year contract that makes him the highest paid player in the NFL.</p> <p>7/21 LB Todd Collins retired. TE Eric Alford left camp.</p> <p>7/23 Signed 12-year veteran free agent G William Roberts.</p> <p>7/24 Waived G Rich Tylski.</p> <p>8/3 Signed QB Bucky Richardson.</p> <p>8/11 Traded C Mike Arthur to the Green Bay Packers for TE Jeff Wilner and WR Bill Schroeder.</p> <p>8/14 Waived TE Paul Francisco, WR Mario Henry, G Greg Landry, LB Kevin O'Brien, LB Jeff Parker and CB Dwayne Provo.</p> <p>8/19 Waived WR Daniel Adams, LB Alcides Catanho, DE Leonard Ray Jr., QB-FB Bucky Richardson, QB Jim Stayer, T Mike Suarez and S Brian White. Placed LB Andre Bowden on Injured Reserve.</p> <p>8/22 Waived WR Kendricke Bullard, WR Ray Crittenden, WR Elbert Ellis, RB David Green, DE Sean Holcomb and LB Burnie Legette.</p> <p>8/27 Received DE Ferric Collons from Green Bay Packers for past considerations.</p> |
|--|--|



## 1995-96 ORGANIZATIONAL MOVEMENTS (cont.)

8/27	Waived DE Jon Hand and Mike Pitts, WR Bill Schroeder, G Doug Skene, NT Sylvester Stanley, QB Jay Walker, TE Jeff Wilner and CB Carlos Yancy.	2/27	Resigned S Corwin Brown and claimed DB's Chico Nelson and Frankie Smith off of waivers from the Miami Dolphins.
8/28	Signed WR Kendrick Bullard, RB David Green, LB Sean Holcomb, CB Carlos Yancy, QB Jay Barker to the practice squad.	3/14	Signed unrestricted free agents FS Willie Clay (Detroit) and WR Shawn Jefferson (San Diego).
8/30	Waived RB Dino Philyaw and activated RB David Green from the practice squad.	3/15	Signed unrestricted free agent P Tom Tupa (Cleveland).
9/1	Signed RB Dino Philyaw to the practice squad.	3/20	Signed unrestricted free agent DL Pio Sagapolutele (Cleveland).
9/13	Placed RB David Green on injured reserve and signed LB Alcides Catanho from the Washington Redskins practice squad.	3/21	Signed unrestricted free agent DT Mark Wheeler (Tampa Bay).
9/28	Signed QB Jay Barker from the practice squad and released TE Andre President.	3/26	Waived LB Vincent Brown and S Myron Guyton.
10/5	Signed TE Andre President onto the practice squad.	4/5	Signed unrestricted free agent Mike McGruder (Tampa Bay).
10/19	TE Andre President signed from the Patriots practice squad onto the Chicago Bears active roster.	4/15	Signed K Blair Cully.
10/25	Signed TE David Frish and waived FB Rupert Grant.	4/17	Traded T Pat Harlow to the Oakland Raiders for a 1996 second round draft pick.
10/26	Signed FB Rupert Grant onto the practice squad.	4/17	Signed restricted free agent LB Monty Brown (Buffalo) and unrestricted free agent LB Rich McKenzie (Cleveland).
10/31	Released P Pat O'Neill and signed P Bryan Wagner.	4/20	Drafted WR Terry Glenn, S Lawyer Milloy and LB Tedy Bruschi.
11/20	Released CB Maurice Hurst. Activated CB Carlos Yancy from the practice squad.	4/21	Drafted G Heath Irwin, DE Chris Sullivan, FB Kantroy Barber, G John Elmore, DT Christian Peter, TE Chris Griffin, FB Marrio Grier, DE Devin Wyman, TE Lovett Purnell and T J.R. Conrad. Signed rookie free agents G Ryan Oman, Byron Thompson DE and Marcus Wall WR.
12/6	Released T Brandon Moore and WR Kendrick Bullard.	4/24	Released the rights to DT Christian Peter.
12/19	Signed FB Rupert Grant and LB Sean Holcomb from the practice squad. Released TE David Frisch.	4/29	Signed unrestricted free agent T Larry Tharpe (Arizona).
12/29	Terminated the contract of defensive backs coach Bob Trott.	5/1	Signed rookie free agent WR Ray Lucas
<b>1996</b>		5/13	Resigned LB Andre Bowden.
2/2	Resigned WR/KR Troy Brown.	5/20	Resigned G Mike Gisler.
2/16	Appointed Bill Belichick as Assistant Head Coach/Defensive Backs Coach. Reassigned Chris Palmer to the quarterbacks coach, Charlie Weis to wide receivers coach and Maurice Carthon to running backs coach.	5/23	Resigned QB Jay Barker.
2/20	Released DE Aaron Jones.	5/28	Resigned restricted free agent LB Chris Slade.
2/21	Resigned LB/Snapper Steve DeOssie.	5/31	Resigned restricted free agent WR Vincent Brisby.
		6/1	Extended QB Scott Zolak's contract. Resigned CB Vernon Lewis.
		6/4	Signed free agent TE Ryan McGrath.
		6/5	Signed second round selection, S Lawyer Milloy.



## 1995 GAME-BY-GAME

Game #1

NEW ENGLAND 17, CLEVELAND 14

September 3, 1995

Foxboro Stadium

<b>CLEVELAND BROWNS (0-1)</b>	7	7	0	0	-	14
<b>NEW ENGLAND PATRIOTS (1-0)</b>	6	0	0	11	-	17

For the first time in four years, the Patriots opened the season with a victory- a 17-14 win over Cleveland.

Rookie running back Curtis Martin scored the game-winning touchdown with just 19 seconds remaining in regulation to regain the lead, 15-14. David Meggett converted the ensuing two-point conversion to secure the 17-14 victory.

Drew Bledsoe passed for over 300 yards for the eighth time in his young career, but it was the 1-yard run he was credited with on fourth-and-one at the Browns 3-yard line that proved to be the most critical advance of the game. The Patriots scored two plays later to win the game.

Martin, staring in his NFL rookie debut, galloped through the Browns' defense on the first play from scrimmage. He was finally run out of bounds at the Browns 42-yard line after a 30-yard gain, the longest run from scrimmage for the Patriots since Kevin Turner picked up 49 yards on a run vs. Cleveland two seasons ago (12/19/93). The Patriots drove to the Browns 3-yard line, but had to settle for a 21-yard Matt Bahr field goal to cap an 11-play, 69-yard drive to take an early 3-0 lead. The Browns responded with a 70-yard touchdown pass from Vinny Testaverde to Michael Jackson to give the Browns a 7-3 first quarter lead.

On the ensuing drive, the Patriots went 84 yards in 15 plays. But, once again, the drive stalled at the Browns 3-yard line and the Patriots had to settle for yet another 21-yard field goal to pull to within one at the end of the first quarter.

Testaverde connected with Jackson for his second touchdown of the day, a 30-yard strike, with just 34 seconds remaining in the half.

The Patriots' defense responded to the challenge in the second half, shutting the Browns out for the final 30 minutes of the game. The offense capitalized on the opportunity, scoring 11-unanswered fourth quarter points to secure the victory. The Patriots' go-ahead touchdown came on a 14-play, 85-yard drive, leaving just 19 seconds on the clock.

TEAM	Q	TIME	PLAY -- Drive	Score
Patriots	1	9:43	FG Bahr 21 yards -- 11-69	3-0
Browns	1	6:58	M. Jackson 70 pass from Testaverde (Stover kick) -- 4-77	3-7
Patriots	1	0:51	FG Bahr 21 yards -- 15-84	6-7
Browns	2	0:27	M. Jackson 30 pass from Testaverde (Stover kick) -- 5-67	6-14
Patriots	4	13:33	FG Bahr 28 yards -- 12-82	9-14
Patriots	4	0:19	C. Martin 1 run (Meggett run) -- 14-85	17-14

## TEAM STATISTICS

	Browns	Patriots
First Downs	13	27
Total Yards	301	427
Rushes-Yards	16-60	28-125
Passing Yards	241	302
Att-Complnt	29-20-1	47-30-0
Sacked-Yards Lost	3-13	0-0
Punts-Avg.	6-41.2	5-37.8
Fumbles-Lost	0-0	0-0
Penalties-Yards	5-45	6-30
Time of Possession	26:15	33:45

## INDIVIDUAL STATISTICS

**Patriots Rushing:** Martin 19-102-1, Meggett 7-23, Bledsoe 2-0. Totals: 28-125-1.

**Browns Rushing:** Hoard 9-39, Byner 3-15, White 4-6. Totals: 16-60.

**Patriots Passing:** Bledsoe 47-30-302-0tds-0ints.

**Browns Passing:** Testeverde 29-20-254-2tds-1ints.

**Patriots Receiving:** Coates 9-106, Brisby 7-58, Moore 6-77, Meggett 4-16, Gash 2-37, Burke 2-8. Totals: 30-302.

**Browns Receiving:** Jackson 7-151-2, Bishop 3-15, Byner 2-15, Rison 2-14, White 2-12, Reeves 2-4, Hartley 1-23, McCardell 1-14. Totals: 20-254-2.

Actual Attendance: 60,126

Tickets Distributed: 60,292

Time: 2:55

73 Degrees and Sunny (NE 11 mph)



## Game #2

## MIAMI 20, NEW ENGLAND 3

September 10, 1995

Foxboro Stadium

<b>MIAMI DOLPHINS</b> (2-0)	10	7	0	3	-	20
<b>NEW ENGLAND PATRIOTS</b> (1-1)	0	3	0	0	-	3

The Patriots dropped a 20-3 decision to the Miami Dolphins and slipped into a three-way tie for second behind the Dolphins with a 1-1 record.

The Dolphins rolled up 406 total net yards with a balance of 224 yards passing and 182 yards rushing. Terry Kirby led all rushers with 82 yards on 13 carries (a 6.3-yard average) and Bernie Parmalee added 72 yards on 15 carries.

First-year wide out Will Moore led all receivers with eight catches for 112 yards, including a spectacular diving reception good for 33 yards late in the first quarter. The reception set up the Patriots' only score of the game, a 29-yard Matt Bahr field goal.

The Dolphins scored 17 first half points, including two Irving Fryar touchdown receptions of 67 and 31 yards. His second touchdown of the day came on a halfback option pass from Terry Kirby, the first pass attempt of his NFL career.

"I have to give Miami credit," said coach Bill Parcells. "They outplayed us by a wide margin. I am very disappointed with the way we played. I thought our team was past this kind of performance. We did not do very much well."

Despite an overall lackluster start, the Patriots remained within striking distance and penetrated into the Dolphins "Red Zone" on four consecutive fourth quarter drives. A fumble, an interception and two failed fourth down attempts on the Patriots' final four possessions ended their hopes for a second consecutive come-from-behind victory for the capacity crowd at Foxboro Stadium.

TEAM	Q	TIME	PLAY -- Drive	Score
Dolphins	1	7:21	Stoyanovich 22 field goal -- 15-62	0-3
Dolphins	1	2:40	I. Fryar 67 pass from Marino (Stoyanovich kick) -- 1-67	0-10
Patriots	2	14:52	Bahr 29 field goal -- 8-50	3-10
Dolphins	2	2:22	Fryar 31 pass from Kirby (Stoyanovich kick) -- 7-96	3-17
Dolphins	4	2:11	Stoyanovich 19 field goal -- 10-83	3-20

## TEAM STATISTICS

	Dolphins	Patriots
First Downs	21	19
Total Yards	406	292
Rushes-Yards	35-182	21-39
Passing Yards	224	253
Att-Comp-Int	21-15-1	51-25-2
Sacked-Yards Lost	0-0	1-14
Punts-Avg.	2-40.0	3-33.0
Fumbles-Lost	3-2	1-1
Penalties-Yards	10-64	7-52
Time of Possession	32:59	27:01

## INDIVIDUAL STATISTICS

**Patriots Rushing:** Martin 18-40, Meggett 2-0, Bledsoe 1-(-1). Totals: 21-39.

**Dolphins Rushing:** Kirby 13-82, Parmalee 15-72, Spikes 6-29, Marino 1-(-1). Totals: 35-182.

**Patriots Passing:** Bledsoe 51-25-267-0 td-2 ints.

**Dolphins Passing:** Marino 20-14-193-1 td-1 ints, Kirby 1-1-31-1 td-0 int. Totals: 21-15-224-2 td-1 ints.

**Patriots Receiving:** Moore 8-112, Brisby 5-77, Meggett 5-15, Coates 3-23, Gash 2-18, Lee 1-13, Martin 1-9. Totals: 25-267.

**Dolphins Receiving:** Fryar 3-113-2, Parmalee 3-22, Clark 2-42, Byars 2-22, Kirby 2-9, Green 1-13, Wilson 1-3, Spikes 1-0. Totals: 15-224-2.

Actual Attendance: 60,239  
Time: 2:52

Tickets Distributed: 60,292  
67 Degrees and Sunny (NW 20 mph)



**Game #3****SAN FRANCISCO 28, NEW ENGLAND 3**

September 17, 1995

3-COM Park

<b>NEW ENGLAND PATRIOTS (1-2)</b>	0	3	0	0	-	3
<b>SAN FRANCISCO 49ers (3-0)</b>	0	7	7	14	-	28

San Francisco quarterback Steve Young passed for three touchdowns and ran for another as the Niners rolled to a 28-3 victory over the Patriots. The defending champion 49ers improved their record to 3-0, while the Patriots slipped to 1-2.

Linebacker Ken Norton Jr. sacked quarterback Drew Bledsoe late in the first quarter. On the play, Bledsoe sustained an injury to his non-throwing (left) shoulder, which was later determined to be a slight shoulder separation. Bledsoe was held out for one series before returning. He finished the game completing just 21 of 51 attempts for 241 yards and threw three interceptions. He was sacked four times – a career high for the third-year quarterback.

The Patriots took their opening possession 55 yards on 11 plays and threatened to take an early first quarter lead, but the drive stalled at the 49ers 16-yard line and Matt Bahr's 34-yard field goal attempt sailed wide right.

The Niners took over at their own 25, but Vincent Brown stepped in front of a Steve Young pass intended for Brent Jones to record his first interception of the season. The Patriots took over at the Niners' 49-yard line, but were unable to advance the ball and were forced to punt. The Patriots' next two drives started in 49ers territory, but it wasn't until late in the second quarter that the Patriots finally took a 3-0 lead with a 43-yard field goal by Bahr.

The Patriots defense held San Francisco in check throughout most of the first half, but Young took command on the Niners' final possession of the first half, completing six of six pass attempts for 71 yards and a touchdown to take a 7-3 lead at the half.

The Patriots were in scoring position four times in the second half, but saw drives end on the 49ers 25, 15, 1 and 8 yard lines. The first four drives of the second half ended in turnovers and the last two were turned over on downs.

TEAM	Q	TIME	PLAY -- Drive	Score
Patriots	2	2:18	Bahr 43 field goal -- 13-48	3-0
49ers	2	0:35	Rice 21 pass from Young (Brien kick) -- 7-77	3-7
49ers	3	10:24	Rice 16 pass from Young (Brien kick) -- 9-70	3-14
49ers	4	14:58	Young 1 run (Brien kick) -- 6-42	3-21
49ers	4	5:33	Loville 3 pass from Young (Brien kick) -- 4-21	3-28

TEAM STATISTICS	49ers	Patriots
First Downs	21	18
Total Yards	363	302
Rushes-Yards	24-90	28-76
Passing Yards	273	226
Att-Comp-Int	42-29-1	52-22-3
Sacked-Yards Lost	3-11	4-22
Punts-Avg.	7-37.7	3-40.3
Fumbles-Lost	0-0	1-1
Penalties-Yards	6-45	4-29
Time of Possession	29:11	30:49

**INDIVIDUAL STATISTICS**

**Patriots Rushing:** Martin 24-63, Meggett 2-12, Croom 1-2, Zolak 1-(-1).

Totals: 28-76.

**49ers Rushing:** Loville 12-58, Young 5-20-1, Floyd 3-6, Willis 1-6, Grbac 3-0.

Totals: 24-90.

**Patriots Passing:** Bledsoe 51-21-241-0 tds-3 ints, Zolak 1-1-7-0 tds, -0 ints.

Totals: 52-22-248-0 tds-3 ints.

**49ers Passing:** Young 42-29-284-3 tds, 1 int.

**Patriots Receiving:** Brown 5-72, Coates 5-72, Brisby 4-37, Moore 3-31, Meggett 3-24, Burke 2-12. Totals: 22-248.

**49ers Receiving:** Floyd 8-49, Rice 6-87-2, Jones 6-67, Loville 6-42-1, Singleton 2-31, Popson 1-8. Totals: 29-284-3.

Actual Attendance: 66,179

Time: 2:54

Tickets Distributed: 69,951

67 Degrees, clear skies (E 20 mph)



## Game #4

## ATLANTA 30, NEW ENGLAND 17

October 1, 1995

Georgia Dome

<b>NEW ENGLAND PATRIOTS (1-3)</b>	7	7	3	0	-	17
<b>ATLANTA FALCONS (4-1)</b>	3	14	0	13	-	30

Atlanta's Morten Andersen converted all five field goal attempts, including a 54-yarder, which proved to be the difference in a 30-17 victory over the Patriots.

With Drew Bledsoe still recovering from a shoulder separation, Patriots quarterback Scott Zolak made his first start in three years and only the fifth of his career. Late in the first quarter, he hit wide receiver Vincent Brisby for a 72-yard gain, setting up a Curtis Martin touchdown to put the Patriots ahead 7-3. The 72-yard catch and run was the longest play from scrimmage by the Patriots in seven years (Doug Flutie to Irving Fryar for 80 yards on Oct. 30, 1988). It was Brisby's first reception of what turned out to be a career day for the third-year veteran. Brisby recorded nine receptions for 161 yards - totals ranking 10th and sixth, respectively, in franchise history.

Trailing 7-3, the Falcons rallied to score 14 second quarter points to take a 17-7 lead with just 1:14 remaining in the half. But, with the poise of a long-time veteran, Zolak led the Patriots on an eight-play, 74-yard scoring drive capped with a 2-yard touchdown pass to FB Sam Gash with just seven seconds remaining in the half. The touchdown pass was the first of the season for the Patriots and pulled them to within three at the half.

The Patriots tied the game in the third with a 27-yard field goal by Matt Bahr. A Maurice Hurst interception return for a touchdown late in the third quarter appeared to have swung the momentum of the game over to the Patriots' sideline, but a pass interference call nullified the play and resulted in another Andersen field goal to give the Falcons the lead for good. Trailing by six (23-17) with just 4:05 remaining in the game, Zolak saw his chances for a victory slip away on a fourth-and-five incomplete pass intended for Troy Brown.

TEAM	Q	TIME	PLAY -- Drive	Score
Falcons	1	3:36	Anderson 34 field goal -- 5-26	0-3
Patriots	1	0:14	Martin 1 run -- 6-80	7-3
Falcons	2	11:12	Anderson 54 field goal -- 9-35	7-6
Falcons	2	2:22	Heyward 9 run (Mathis - George pass) -- 4-82	7-14
Falcons	2	1:14	Anderson 31 field goal -- 4-6	7-17
Patriots	2	0:07	Gash 2 pass from Zolak (Bahr kick) -- 8-74	14-17
Patriots	3	6:00	Bahr 27 field goal -- 13-49	17-17
Falcons	4	9:42	Anderson 32 field goal -- 11-77	17-20
Falcons	4	4:05	Anderson 33 field goal -- 10-41	17-23
Falcons	4	1:45	Metcalf 33 pass from George (Anderson kick) -- 3-41	17-30

## TEAM STATISTICS

	Falcons	Patriots
First Downs	19	17
Total Yards	375	332
Rushes-Yards	23-87	26-108
Passing Yards	288	224
Att-Comp-Int	38-26-1	45-24-0
Sacked-Yards Lost	2-7	4-28
Punts-Avg.	3-42.3	5-38.4
Fumbles-Lost	2-1	4-3
Penalties-Yards	10-67	8-81
Time of Possession	32:09	27:51

## INDIVIDUAL STATISTICS

**Patriots Rushing:** Meggett 10-52, Martin 14-44-1, Zolak 2-12. Totals: 26-108-1.

**Falcons Rushing:** Heyward 18-84-1, George 5-3. Totals: 23-87-1.

**Patriots Passing:** Zolak 45-24-252-1 td-0 ints.

**Falcons Passing:** George 38-26-295-1 td-1 ints.

**Patriots Receiving:** Brisby 9-161, T. Brown 4-44, Meggett 4-18, Gash 3-13-1, Coates 2-7, Moore 1-10, Martin 1-(-1). Totals: 24-252-1.

**Falcons Receiving:** Heyward 8-66, Emanuel 6-95, Metcalf 6-41-1, Mathis 3-52, Birden 2-19, Spencer 1-22. Totals: 26-295-1.

Actual Attendance: 47,114  
Time: 3:17

Tickets Distributed: 53,727  
Dome



Game #5

DENVER 37, NEW ENGLAND 3

October 8, 1995

Foxboro Stadium

<b>DENVER BRONCOS (3-3)</b>	14	9	14	0	-	37
<b>NEW ENGLAND PATRIOTS (1-4)</b>	3	0	0	0	-	3

The Denver Broncos scored three times from 1-yard out and Jason Elam provided three field goals in a 37-3 victory over the Patriots. The game was nationally televised on TNT's Sunday Night Football and the first Sunday night prime time game ever played at Foxboro Stadium.

For the first time all season, the Patriots forced their opponent to punt on the opening drive of the game (after forcing two turnovers and allowing two scores in the first four games). But, after exchanging punts on their first two opportunities, the Broncos drove 57 yards on eight plays and scored on an Aaron Craver 1-yard touchdown plunge in the first quarter. Two plays later, Broncos DT Michael Dean Perry forced a Drew Bledsoe fumble, which Denver recovered at the Patriots' 21-yard line. On second-and-goal at the 1-yard line, RB Terrell Davis scored to give the Broncos an early 14-0 lead. The Patriots answered on the ensuing possession with a 51-yard field goal by Matt Bahr, the longest of his Patriots career. Three second quarter field goals by Broncos PK Jason Elam gave Denver a 23-3 lead at the half. The Patriots threatened to score just before the half, but an 83-yard drive in 61 seconds ended at the Broncos 5-yard line, where Bledsoe attempted four consecutive passes, each of which fell incomplete.

In the third quarter, Broncos QB John Elway hit WR Anthony Miller on a short pass along the right sideline, which Miller turned up and sprinted down the sideline to complete the 60-yard touchdown. It was Elway's longest completion of the season. The Broncos scored again late in the third quarter as Elway led them on a nine-play, 72-yard drive, capped by a 1-yard touchdown pass to TE Shannon Sharpe to give the Broncos the 37-3 victory.

TEAM	Q	TIME	PLAY -- Drive	Score
TBroncos	1	5:12	Craver 1 run (Elam kick) -- 8-57	0-7
Broncos	1	3:21	Davis 1 run (Elam kick) -- 3-21	0-14
Patriots	1	1:40	Bahr 51 field goal -- 6-14	3-14
Broncos	2	10:49	Elam 37 field goal -- 6-32	3-17
Broncos	2	2:24	Elam 31 field goal -- 12-66	3-20
Broncos	2	1:14	Elam 51 field goal -- 4-24	3-23
Broncos	3	7:38	Miller 60 pass from Elway (Elam kick) -- 5-72	3-30
Broncos	4	0:55	Sharpe 1 pass from Elway (Elam kick) -- 9-72	3-37

**TEAM STATISTICS**

	<b>Broncos</b>	<b>Patriots</b>
First Downs	23	22
Total Yards	403	329
Rushes-Yards	35-121	19-81
Passing Yards	282	248
Att-Comp-Int	35-21-1	59-27-0
Sacked-Yards Lost	1-5	2-23
Punts-Avg.	5-33.2	5-39.6
Fumbles-Lost	1-0	3-2
Penalties-Yards	8-77	4-43
Time of Possession	34:51	25:09

**INDIVIDUAL STATISTICS**

**Patriots Rushing:** Croom 9-43, Meggett 3-15, Bledsoe 1-15, Martin 6-8. Totals: 19-81.

**Broncos Rushing:** Davis 24-97-1, Elway 5-20, Milburn 2-4, Craver 2-1-1, Rivers 1-1, Pritchard 1-(-2). Totals: 35-121-2.

**Patriots Passing:** Bledsoe 56-24-248-0 tds-0 ints, Zolak 3-3-23-0 tds-0 ints. Totals: 59-27-271-0 tds-0 ints.

**Broncos Passing:** Elway 34-21-287-2 tds-1 int.

**Patriots Receiving:** Coates 7-84, Meggett 7-51, Burke 4-32, Brown 3-25, Moore 2-31, Lee 1-33, Croom 1-8, Martin 1-3. Totals: 27-271.

**Broncos Receiving:** Craver 6-57, Davis 5-54, Sharpe 4-43-1, Miller 3-87-1, McCaffery 2-28, Milburn 1-18. Totals: 21-287-2.

Actual Attendance: 60,074

Time: 3:06

Tickets Distributed: 60,292

66 Degrees (NW 15 mph)



Game #6

KANSAS CITY 31, NEW ENGLAND 26

October 15, 1995

Arrowhead Stadium

<b>NEW ENGLAND PATRIOTS (1-5)</b>	7	3	9	7	-	26
<b>KANSAS CITY CHIEFS (5-1)</b>	3	21	0	7	-	31

Kansas City quarterback Steve Bono passed for two touchdowns and ran for another as the Chiefs dealt the Patriots their fifth consecutive loss, 31-26. The Patriots held Bono in check throughout most of the game, as he completed just 40 percent of his passes (16 of 40 attempts). But, his touchdown passes of 18 and 26 yards on two consecutive possessions in the second quarter gave the Chiefs a 24-10 lead at the half. A second half touchdown run by Greg Hill was enough to secure the victory, despite a resilient second half effort by the Patriots.

The Patriots took an early 7-3 lead when David Meggett scored on a 16-yard touchdown run. It was the longest touchdown run of the season by the Patriots. The Chiefs regained the lead with Bono's naked bootleg, as he ran in from 2-yards out to give the Chiefs a 10-7 advantage. Patriots kicker Matt Bahr evened the score at 10 with a 29-yard field goal in the second quarter. Bono's touchdown passes to Willie Davis (18 yards) and Tamarick Vanover (26 yards) put the Chiefs ahead by 14 at the half.

The Patriots pulled to within five after Bahr kicked his second field goal of the day and Bledsoe capped a 10-play, 80-yard drive in the third with a 22-yard scoring strike to Vincent Brisby. It was Bledsoe's first touchdown pass of the year, snapping a four-game drought. The two-point attempt failed and the Patriots trailed 24-19 late in the third quarter. The Chiefs posted a 10-play scoring drive of their own in the fourth, capped by Hill's 9-yard touchdown run. The Patriots struck back with a 6-yard touchdown pass from Bledsoe to Will Moore with just 2:07 remaining in the game to pull back to within five, 31-26. An onside kick was covered by the Chiefs at the New England 45. The Patriots defense held, forcing the Chiefs to punt with 1:49 remaining in the game. The Patriots took possession at their own 6-yard line, but never posed a threat as the first pass attempt of the drive was intercepted by Kansas City's Dale Carter.

TEAM	Q	TIME	PLAY -- Drive	Score
Chiefs	1	10:46	Elliott 27 field goal -- 9-53	0-3
Patriots	1	6:39	Meggett 16 run (Bahr kick) -- 4-39	7-3
Chiefs	2	14:17	Bono 2 run (Elliott kick) -- 5-35	7-10
Patriots	2	9:01	Bahr 29 field goal -- 11-53	10-10
Chiefs	2	5:22	Davis 18 pass from Bono (Elliott kick) -- 9-71	10-17
Chiefs	2	3:08	Vanover 26 pass from Bono (Elliott kick) -- 2-29	10-24
Patriots	3	10:00	Bahr 20 field goal -- 14-77	13-24
Patriots	3	4:50	Brisby 22 pass from Bledsoe (run failed) -- 10-80	19-24
Chiefs	4	6:46	Hill 9 run (Elliott kick) -- 10-46	19-31
Patriots	4	2:07	Moore 6 pass from Bledsoe (Bahr kick) -- 8-80	26-31

**TEAM STATISTICS**

	Chiefs	Patriots
First Downs	17	23
Total Yards	353	321
Rushes-Yards	33-150	27-108
Passing Yards	203	213
Att-Comp-Int	40-16-0	47-25-1
Sacked-Yards Lost	2-6	3-24
Punts-Avg.	9-41.9	7-45.0
Fumbles-Lost	0-0	3-1
Penalties-Yards	8-37	5-28
Time of Possession	31:28	28:32

**INDIVIDUAL STATISTICS**

**Patriots Rushing:** Meggett 7-63-1, Martin 13-31, Croom 3-9, Bledsoe 4-5. Totals: 27-108-1.

**Chiefs Rushing:** Hill 15-83-1, Allen 13-61, Anders 3-4, Bono 1-2-1, Richardson 1-0. Totals: 33-150-2.

**Patriots Passing:** Bledsoe 47-25-237-2 tds-1 ints.

**Chiefs Passing:** Bono 40-16-209-2 tds-0 int.

**Patriots Receiving:** Moore 7-65-1, Meggett 4-13, Brisby 3-48-1, Coates 3-34, Burke 3-31, Martin 3-28, Brown 2-18. Totals: 25-237-2.

**Chiefs Receiving:** Anders 4-26, Davis 2-52-1, Vanover 2-43-1, Dawson 2-34, Slaughter 2-29, Allen 2-10, Cash 1-10, Hill 1-5. Totals: 16-209-2.

Actual Attendance: 77,992  
Time: 3:25

Tickets Distributed: 79,362  
68 Degrees; Clear (WES 5 mph)



## Game #7

## NEW ENGLAND 27, BUFFALO 14

October 23, 1995

Foxboro Stadium

<b>BUFFALO BILLS (5-2)</b>	6	8	0	0	-	14
<b>NEW ENGLAND PATRIOTS (2-5)</b>	7	14	3	3	-	27

Patriots running back Curtis Martin carried the ball 36 times for 127 yards and scored his third touchdown of the season to lead the Patriots to a 27-14 victory over the division leading Buffalo Bills. His 36 carries fell just two attempts shy of the Patriots' all-time rushing record, set by Jim Nance when he ran 38 times vs. the Raiders (10/30/66).

The Patriots defense set the tone for the game on the Bills' first possession, as linebacker Chris Slade forced a Thurman Thomas fumble. The fumble was recovered by Terry Ray at the Bills 43 yard-line. That play might have been the spark the entire team needed to light the fire. It certainly ignited Martin, who picked up 12 yards with a run up the middle on the ensuing play. Two plays later, he took a handoff and bolted 20 yards for a Patriots touchdown. It was the longest rushing touchdown by a Patriot back since John Stephens galloped 35 yards for a score vs. the Jets on Nov. 5, 1989. By halftime, the rookie running back had already carried the ball 17 times for 77 yards (a 4.5 yard average) and had helped the Patriots build a 21-14 lead.

Patriots wide receiver Vincent Brisby capped off a 12-play, 70-yard scoring drive with a 5-yard touchdown reception from quarterback Drew Bledsoe early in the second quarter. The Patriots took the lead for good two possessions later when David Meggett scored from 3 yards out.

Turnovers proved to be the difference in the game, as the Patriots recovered three Buffalo fumbles, leading to 13 points in the Patriots' 13-point victory.

Defensively, Willie McGinest led the Patriots with eight solo tackles, including a pair of Jim Kelly sacks and a key tackle for loss on fourth-and-one from the Patriots 30 yard-line in the third quarter. Chris Slade shared the team lead with eight total tackles, including his second sack of the season. In addition, he also knocked away a pass in coverage, forced a fumble and recovered another.

TEAM	Q	TIME	PLAY -- Drive	Score
Patriots	1	10:34	Martin 20 run (Bahr kick) -- 3-43	7-0
Bills	1	7:26	Christie 23 field goal -- 6-31	7-3
Bills	1	1:25	Christie 23 field goal -- 9-60	7-6
Patriots	2	9:56	Brisby 5 pass from Bledsoe (Bahr kick) -- 12-70	14-6
Patriots	2	1:57	Meggett 3 run (Bahr kick) -- 6-39	21-6
Bills	2	0:33	Brooks 45 pass from Kelly (Gardner -Kelly, pass) -- 4-62	21-14
Patriots	3	13:20	Bahr 39 field goal -- 4-8	24-14
Patriots	4	6:23	Bahr 24 field goal -- 7-23	27-14

## TEAM STATISTICS

	Bills	Patriots
First Downs	14	24
Total Yards	301	423
Rushes-Yards	20-115	48-161
Passing Yards	186	262
Att-Comp-Int	31-20-0	40-23-0
Sacked-Yards Lost	4-25	0-0
Punts-Avg.	6-35.5	6-28.3
Fumbles-Lost	3-3	1-1
Penalties-Yards	4-29	1-5
Time of Possession	20:36	39:24

## INDIVIDUAL STATISTICS

**Patriots Rushing:** Martin 36-127-1, Meggett 9-26-1, Gash 2-4, Lee 1-4. Totals: 48-161-2.

**Bills Rushing:** Thomas 4-42, Holmes 13-40, Kelly 1-17, Tasker 1-17, Copeland 1-(-1). Totals: 20-115.

**Patriots Passing:** Bledsoe 40-23-262-1 tds-0 int.

**Bills Passing:** Kelly 31-20-211-1 tds-0 int.

**Patriots Receiving:** Brisby 6-59-1, Coates 5-75, Meggett 5-43, Lee 3-38, Gash 2-28, Burke 1-21, Martin 1-(-2). Totals: 23-262-1.

**Bills Receiving:** Holmes 8-80, Copeland 3-25, Brooks 2-54-1, Thomas 2-17, Armour 2-10, Johnson 2-9, Tasker 1-16. Totals: 20-211.

Actual Attendance: 60,203

Time: 2:57

Tickets Distributed: 60,292

72 Degrees; Good (W 9 mph)





## Game #8

## CAROLINA 20, NEW ENGLAND 17

October 29, 1995

Foxboro Stadium

<b>CAROLINA PANTHERS (3-5)</b>	0	0	17	0	3	- 20
<b>NEW ENGLAND PATRIOTS (2-6)</b>	0	3	0	14	0	- 17

The Carolina Panthers became the first expansion team in NFL history to record three consecutive victories with a 20-17 overtime win against the Patriots. The Panthers simply overpowered the Patriots, punishing the defense for 434 total net yards, the most allowed by the Patriots since the Vikings amassed 440 yards in an overtime game at Foxboro (11/13/94).

Neither team posed much of a scoring threat through the first 25 minutes of the game. Carolina's first scoring threat came with just under five minutes remaining in the half, but a John Kasay 38-yard field goal attempt into the wind sailed wide right. Carolina's final possession of the half ended when Ricky Reynolds stepped in front of a pass intended for TE Pete Metzelaars for his third interception of the season to give the Patriots possession at the Panthers' 31 yard line with just under a minute remaining in the half. The Patriots, with just five seconds remaining in the half and the ball resting at the Panthers' 1-yard line, the Patriots opted for a field goal to take a 3-0 lead at the half.

The Panthers took advantage of good field position and the wind at their backs as they rattled off 17 unanswered points in the third quarter. The Patriots responded with 14 points in the fourth on two Curtis Martin touchdowns to tie the game. A 39-yard field goal attempt by John Kasay to win the game in regulation hit the left upright and bounced away, sending the game into overtime.

The Panthers capitalized on good field position on their second possession in the overtime period and Kasay nailed a 29-yard field goal to claim their third consecutive victory, 20-17.

TEAM	Q	TIME	PLAY -- Drive	Score
Patriots	2	0:00	Bahr 19 field goal -- 8-30	3-0
Panthers	3	8:30	Kasay 27 field goal -- 7-32	3-3
Panthers	3	4:21	Guliford 24 pass from Collins (Kasay kick) -- 6-49	3-10
Panthers	3	0:15	Green 33 pass from Collins (Kasay kick) -- 7-53	3-17
Patriots	4	12:10	Martin 3 run (Bahr kick) -- 11-69	10-17
Patriots	4	0:52	Martin 2 run (Bahr kick) -- 6-39	17-17
Panthers	5	7:52	Kasay 29 field goal -- 5-20	17-20

## TEAM STATISTICS

	Panthers	Patriots
First Downs	23	23
Total Yards	434	326
Rushes-Yards	40-143	31-98
Passing Yards	291	228
Att-Comp-Int	46-26-1	44-22-0
Sacked-Yards Lost	2-18	0-0
Punts-Avg.	6-37.0	8-32.4
Fumbles-Lost	1-1	2-2
Penalties-Yards	8-69	5-43
Time of Possession	39:48	27:20

## INDIVIDUAL STATISTICS

**Patriots Rushing:** Martin 24-85-2, Bledsoe 2-10, Gash 2-4, Meggett 3-(-1). Totals: 31-98-2.

**Panthers Rushing:** Moore 28-119, Collins 4-11, Griffith 3-11, Workman 5-2. Totals: 40-143.

**Patriots Passing:** Bledsoe 44-22-228-0 tds-0 int.

**Panthers Passing:** Collins 45-25-309-2 tds-1 int., Workman 1-0.

**Patriots Receiving:** Brisby 5-62, Meggett 5-37, Coates 4-41, Martin 4-30, Moore 3-41, Burke 1-17, . Totals: 22-228.

**Panthers Receiving:** Guliford 7-94-1, Green 4-87-1, Metzelaars 4-43, Carrier 3-49, Moore 3-8, Workman 2-8, Griffith 1-15, Rasby 1-5. Totals: 25-309.

Actual Attendance: 60,064

Time: 3:31

Tickets Distributed: 62,292

57 Degrees; Partly Cloudy, Windy



## Game #9

## NEW ENGLAND 20, NY JETS 7

November 5, 1995

The Meadowlands

<b>NEW ENGLAND PATRIOTS (3-6)</b>	3	10	7	0	-	20
<b>NEW YORK JETS (2-8)</b>	0	0	0	7	-	7

The Patriots rebounded from a loss to the Carolina Panthers with a 20-7 victory over the New York Jets, snapping a three-game losing streak at the Meadowlands. Patriots runningback Curtis Martin set a Patriots rookie rushing record with 166 yards on 35 carries and scored two touchdowns to secure the Patriots' victory. His 166 yards rushing is the sixth-best individual rushing performance in team history and was the most since Tony Collins rushed for a franchise record 212 yards on Sept. 18, 1983 vs. the Jets.

The Patriots opened the game with a 10-play, 49-yard drive and took a 3-0 lead with a 41-yard field goal by Matt Bahr. It was just the second time the Patriots have scored on their opening possession all season. Midway through the second quarter, Martin took a handoff 29 yards to the Jets 11-yard line. A pass to Ben Coates on third down came up just short of the 2-yard line, where the Patriots faced a critical decision on fourth-and-one. The decision was to go for it and Martin took the handoff and vaulted over the top of the line and into the end zone to give the Patriots a 10-0 lead. Patriots linebacker Vincent Brown intercepted a Glen Foley pass which had ricocheted off the shoulder pads of teammate Myron Guyton. On the ensuing play, Martin took a handoff 49 yards down the left sideline to the Jets 13 yard line to position a 29-yard field goal by Bahr to give the Patriots a 13-0 halftime lead.

The Patriots' only score in the second half came in the third quarter on a 9-yard run off left tackle by Martin. It was his second touchdown of the day and put the Patriots up by 20. Alcides Catanho recovered a fumble on the ensuing kickoff, giving the Patriots possession at the Jets 17. Martin took four consecutive handoffs to move the ball to the 1-yard line. He was stopped at the line for no gain on first down and was stripped of the ball when he vaulted over the top. The fumble was recovered by the Jets at their own 1-yard line. The Jets took advantage of the turnover, driving 99 yards in 14 plays and scored their only points of the day on a 1-yard lunge off right tackle by Brad Baxter.

TEAM	Q	TIME	PLAY -- Drive	Score
Patriots	1	9:58	Bahr 41 field goal -- 10-49	3-0
Patriots	2	5:36	Martin 2 run (Bahr kick) -- 8-59	10-0
Patriots	2	0:31	Bahr 29 field goal -- 5-52	13-0
Patriots	3	3:46	Martin 9 run (Bahr kick) -- 9-63	20-0
NYJets	4	10:06	Baxter 1 run (Lowery kick) -- 14-99	20-7

## TEAM STATISTICS

	NY Jets	Patriots
First Downs	20	18
Total Yards	255	345
Rushes-Yards	26-132	37-172
Passing Yards	123	173
Att-Comp-Int	37-19-1	27-13-0
Sacked-Yards Lost	5-23	0-0
Punts-Avg.	8-37.4	5-41.4
Fumbles-Lost	2-1	2-2
Penalties-Yards	9-60	8-65
Time of Possession	31:20	28:40

## INDIVIDUAL STATISTICS

**Patriots Rushing:** Martin 34-170-2, Meggett 1-7, Bledsoe 1-(-1), Croom 1-(-4). Totals: 37-172-2.

**Jets Rushing:** Murrell 12-70, Baxter 9-32-1, Moore 3-19, Foley 1-9, Brister 1-2. Totals: 26-132-1.

**Patriots Passing:** Bledsoe 27-13-173-0 tds-0 int.

**Jets Passing:** Foley 29-16-128-0 tds-1 int, Brister 8-3-18-0 tds-0 int. Totals 37-19-146-0 tds-1 int.

**Patriots Receiving:** Coates 4-35, Brisby 3-74, Meggett 2-16, Moore 2-12, Gash 1-14. Totals: 13-173.

**Jets Receiving:** Baxter 6-22, Chrebet 4-66, Murrell 3-21, Brady 2-21, Mitchell 2-14, Wilson 1-11, Foley 1-(-9). Totals: 19-146.

Actual Attendance: 61,462  
Time: 3:04

Tickets Distributed: 77,716  
46 Degrees; Sunny, Wind-W12



## Game #10

## NEW ENGLAND 34, MIAMI DOLPHINS 17

November 12, 1995

Joe Robbie Stadium

<b>NEW ENGLAND PATRIOTS (4-6)</b>	0	10	14	10	-	34
<b>MIAMI DOLPHINS (6-4)</b>	0	10	7	0	-	17

Rookie running back Curtis Martin rushed for 142 yards and scored two touchdowns in a 34-17 victory over the Miami Dolphins. The victory improved their record to 4-6, while the one-time 4-0 Miami Dolphins dropped to 6-4.

Vincent Brown intercepted his third pass of the season on Dan Marino's second pass attempt. On Miami's next series, Marino surpassed the NFL's all-time passing yardage record with a 9-yard out to Irving Fryar.

After a scoreless first quarter, the Patriots struck first with a second quarter touchdown run by Martin. It was also just the second rushing touchdown allowed by the Dolphins all season. Miami responded with a three play, 60-yard drive, capped by a 31-yard pass to Bernie Parmalee. The Patriots drove to the Dolphins 1-yard line on their next possession, but an 18-yard field goal attempt by Matt Bahr was deflected at the line of scrimmage and fell short. The Dolphins took a 10-7 lead with a 36-yard field goal with just 18 seconds remaining in the half. David Meggett returned the ensuing kickoff 62 yards to the Dolphins 37 and ran out of bounds with just one second left on the clock. Bahr converted a career long 55-yard field goal, setting a new Patriots record and tying the score at 10 at the half.

Bledsoe capped an eight play, 77-yard drive with a 47-yard bomb to Vincent Brisby. It was his longest touchdown pass since the 1994 season opener at Miami (62 yards). The Dolphins responded with a 20 yard strike from Marino to O.J. McDuffie to tie the game at 17. Willie McGinest sacked Marino and forced a fumble at the Dolphins 7 yard line and the Patriots converted a touchdown three plays later when a pass ricocheted off Meggett to TE Ben Coates in the end zone. The score put the Patriots ahead for good, as they rallied for 17 unanswered points for the 34-17 victory.

TEAM	Q	TIME	PLAY -- Drive	Score
Patriots	2	9:41	Martin 3 run (Bahr kick) -- 12-64	7-0
Dolphins	2	8:13	Parmalee 31 pass from Marino (Stoyanovich kick) -- 3-60	7-7
Dolphins	2	0:14	Stoyanovich 36 field goal -- 13-62	7-10
Patriots	2	0:00	Bahr 55 field goal -- 1-0	10-10
Patriots	3	10:34	Brisby 47 pass from Bledsoe (Bahr kick) -- 8-77	17-10
Dolphins	3	6:14	McDuffie 20 pass from Marino (Stoyanovich kick) -- 8-60	17-17
Patriots	3	1:51	Coates 8 pass from Bledsoe (Bahr kick) -- 3-7	24-17
Patriots	4	8:36	Martin 1 run (Bahr kick) -- 8-65	31-17
Patriots	4	2:42	Bahr 47 field goal 6-23	34-17

## TEAM STATISTICS

	Dolphins	Patriots
First Downs	27	22
Total Yards	448	352
Rushes-Yards	23-75	35-147
Passing Yards	373	205
Att-Comp-Int	46-34-2	25-14-0
Sacked-Yards Lost	2-16	1-4
Punts-Avg.	1-45	2-44
Fumbles-Lost	1-1	1-0
Penalties-Yards	10-92	2-25
Time of Possession	30:09	29:51

## INDIVIDUAL STATISTICS

**Patriots Rushing:** Martin 30-142-2, Meggett 3-3, Bledsoe 2-2. Totals: 35-147-2.

**Dolphins Rushing:** Parmalee 14-43, Kirby 6-14, McDuffie 1-11, Marino 1-4, Byars 1-3. Totals: 23-75.

**Patriots Passing:** Bledsoe 25-14-209-2 tds-0 int.

**Dolphins Passing:** Marino 37-27-333-2 tds-2 int, Kosar 9-7-56-0 tds-0 int. Totals 46-34-389-2 tds-2 int.

**Patriots Receiving:** Brisby 6-118-1, Martin 3-45, Meggett 2-23, Coates 2-18-1, Gash 1-5. Totals: 14-209.

**Dolphins Receiving:** Kirby 8-43, Parmalee 6-91-1, Byars 5-52, Fryar 4-48, Clark 3-50, Green 3-46, McDuffie 3-46-1, Hill 1-19, Marino 1-(-6). Totals: 34-389-2.

Actual Attendance: 70,399

Time: 3:03

Tickets Distributed: 75,378

74 Degrees; Cloudy, Wind-NW7 mph



## Game #11

## INDIANAPOLIS 24, NEW ENGLAND 10

November 19, 1995

Foxboro Stadium

<b>INDIANAPOLIS COLTS (6-5)</b>	0	17	0	7	-	24
<b>NEW ENGLAND PATRIOTS (4-7)</b>	3	0	7	0	-	10

Colts running back Marshall Faulk rushed for 96 yards and a touchdown and tied his career-high with eight receptions for another 71 yards to pace the Colts to a 24-10 upset of the Patriots. The loss dropped the Patriots to 4-7, while the Colts improved to 6-5.

Colts quarterback Jim Harbaugh opened the game with 11 consecutive completions - third best streak in Colts history - and finished the game completing 20 of 26 passes for 232 yards and 2 touchdowns.

Patriots QB Drew Bledsoe orchestrated a short passing game to the tune of a 13-play, 47-yard scoring drive on their opening possession. The drive was capped by a Matt Bahr 41 yard field goal and put the Patriots up 3-0 at the end of the first quarter. It was the third consecutive game that the Patriots had not allowed their opponent to score in the opening quarter. The Colts responded with 17 unanswered points in the second quarter to take a 17-3 lead at the half.

The Patriots pulled to within seven late in the third when Curtis Martin capitalized on a Myron Guyton interception and capped a 28-yard scoring drive with a 2-yard touchdown run. It was his 10th rushing touchdown of the season - tying him for fourth in franchise history. The threat of a comeback ended when Harbaugh hit Floyd Turner for a touchdown in the final period to secure the 24-10 victory. On their last three possessions, the Patriots were unable to penetrate Colts territory and settled for the loss.

Ben Coates led all receivers with nine receptions for 89 yards, but lost two fumbles in the game. Curtis Martin led the Patriots in rushing with 48 yards on 16 carries and extended his touchdown streak to five games. Punter Bryan Wagner earned Miller Lite Player of the Game honors for his 43.5 yard average, including a long of 56 and two punts which were downed inside the Colts 20 yard line. Inside linebackers Vincent Brown and Ted Johnson each totaled 13 tackles to lead the team - season highs for each.

TEAM	Q	TIME	PLAY -- Drive	Score
Patriots	1	10:25	Bahr 41 field goal -- (13-47)	3-0
Colts	2	9:47	Dilger 3 pass from Harbaugh (Blanchard kick) -- (8-80)	3-7
Colts	2	5:06	Blanchard 36 field goal -- 8-36	3-10
Colts	2	1:20	Faulk 10 run (Blanchard kick) -- 5-65	3-17
Patriots	3	1:47	Martin 2 run (Bahr kick) -- 6-28	10-17
Colts	4	8:55	Turner 14 pass from Harbaugh (Blanchard kick) -- 7-73	10-24

## TEAM STATISTICS

	Colts	Patriots
First Downs	18	14
Total Yards	370	202
Rushes-Yards	39-138	19-51
Passing Yards	232	151
Att-Comp-Int	27-20-1	39-20-0
Sacked-Yards Lost	0-0	5-29
Punts-Avg.	4-41.0	6-43.5
Fumbles-Lost	1-0	3-2
Penalties-Yards	4-31	3-30
Time of Possession	38:26	21:34

## INDIVIDUAL STATISTICS

**Patriots Rushing:** Martin 16-48-1, Meggett 1-2, Bledsoe 2-1. Totals: 19-51-1.

**Colts Rushing:** Faulk 24-96-1, Workman 9-26, Potts 3-9, Harbaugh 3-7. Totals: 39-138-1.

**Patriots Passing:** Bledsoe 39-20-180-0 tds-0 int.

**Colts Passing:** Harbaugh 26-20-232-2 tds-1 int, Gardocki 1-0-0-0 tds-0 int. Totals 27-20-232-2 tds-1 int.

**Patriots Receiving:** Coates 9-89, Meggett 3-21, Moore 2-18, Gash 2-15, Graham 1-16, Burke 1-9, Brisby 1-7, Martin 1-5. Totals: 20-180.

**Colts Receiving:** Faulk 8-71, Dilger 5-31-1, Dawkins 4-101, Turner 2-22-1, Potts 1-7. Totals: 20-232-2.

Actual Attendance: 59,544

Time: 2:51

Tickets Distributed: 60,292

44 Degrees; Cloudy, Wind-N 6 mph



## Game #12

## NEW ENGLAND 35, BUFFALO 25

November 26, 1995

Rich Stadium

<b>NEW ENGLAND PATRIOTS (5-7)</b>	3	7	3	22	-	35
<b>BUFFALO BILLS (8-4)</b>	3	16	6	0	-	25

Ben Coates tied a franchise record by scoring three touchdowns and helped the Patriots score 22 unanswered points in the fourth quarter to claim the 35-25 victory over the division leading Buffalo Bills. The victory gave the Patriots their first series sweep over the Bills in one season since 1987.

Bills kicker Steve Christie gave Buffalo an early lead with a 51-yard field goal on their opening drive. On the ensuing drive, Patriots quarterback Drew Bledsoe attempted with 179th consecutive pass without an interception - setting a new franchise record - and drove to the Bills 6-yard line. Bledsoe's very next pass attempt was intercepted by Bills LB Bryce Paup in the end zone for a touchdown. The Bills took over at the 20-yard line, but Patriots S Myron Guyton returned the favor by intercepting Jim Kelly's first pass and returning it 23 yards to the Bills 15-yard line. The Patriots drove to the Bills 3-yard line, but had to settle for a 29-yard field goal to tie the score. The Patriots took their first lead of the game in the second quarter when Bledsoe connected with Coates for the first of three touchdowns on the day, but the Bills scored 16 unanswered points capped by a 69-yard interception return with just 33 seconds remaining in the half to take a 19-10 lead.

The Bills took a 25-13 lead in the third when Thurman Thomas scored from a yard out and appeared to be headed to their ninth victory of the season. But, the Patriots responded with 22 unanswered fourth quarter points to secure their fifth victory of the season.

TEAM	Q	TIME	PLAY -- Drive	Score
Bills	1	11:35	Christie 51 field goal -- 8-29	0-3
Patriots	1	3:09	Bahr 29 field goal -- 7-5	3-3
Patriots	2	12:19	Coates 6 pass from Bledsoe (Bahr kick) -- 8-61	10-3
Bills	2	5:03	Brooks 32 pass from Kelly (no good, blocked) -- 5-68	10-9
Bills	2	1:50	Christie 48 field goal -- 7-29	10-12
Bills	2	0:33	Bennett 69 interception return (Christie kick)	10-19
Patriots	3	12:03	Bahr 43 field goal -- 8-44	13-19
Bills	3	6:15	Thomas 1 run (two pt. attempt failed) -- 13-67	13-25
Patriots	4	14:56	Coates 4 pass from Bledsoe (Bahr kick) -- 8-48	20-25
Patriots	4	1:23	Coates 15 pass from Bledsoe (Martin from Bledsoe, pass)	28-25
Patriots	4	0:57	Slade 27 fumble return (Bahr kick)	35-25

## TEAM STATISTICS

	Bills	Patriots
First Downs	19	26
Total Yards	334	430
Rushes-Yards	31-132	32-173
Passing Yards	202	257
Att-Comp-Int	33-17-2	45-21-3
Sacked-Yards Lost	1-7	1-6
Punts-Avg.	5-38.4	4-40.5
Fumbles-Lost	0-0	1-0
Penalties-Yards	4-25	6-36
Time of Possession	27:16	32:44

## INDIVIDUAL STATISTICS

**Patriots Rushing:** Martin 27-148, Meggett 3-17, Gash 1-9, Bledsoe 1-(-1). Totals: 32-173-0.

**Bills Rushing:** Thomas 24-85-1, Holmes 6-46, Brooks 1-1. Totals: 31-132-1.

**Patriots Passing:** Bledsoe 45-21-263-3 tds-3 int.

**Bills Passing:** Kelly 29-14-181- 1 tds-2 int, Collins 4-3-36-0 tds-0 int. Totals 33-17-217-1 tds-3 int.

**Patriots Receiving:** Brisby 6-101, Coates 6-60-3, Gash 5-49, Martin 2-30, Moore 2-23. Totals: 21-263-3.

**Bills Receiving:** Armour 6-66, Johnson 5-54, Brooks 4-80-1, Holmes 1-10, Copeland 1-7. Totals: 17-217-1.

Actual Attendance: 69,384  
Time: 2:59

Tickets Distributed: 69,699  
33 Degrees; Flurries, Wind-S 9 mph





Game #13

NEW ORLEANS 31, NEW ENGLAND 17

December 3, 1995

Foxboro Stadium

<b>NEW ORLEANS SAINTS (6-7)</b>	14	3	0	14	-	31
<b>NEW ENGLAND PATRIOTS (5-8)</b>	7	7	0	3	-	17

Curtis Martin eclipsed the 100-yard rushing plateau for the sixth time this season and scored two touchdowns, but it was not enough as the Patriots fell to the Saints, 31-17, and saw their record fall to 5-8. They scored four touchdowns on the day, three of which were on plays of 50 yards or longer.

The Saints opened the scoring with a 50-yard scoring strike from QB Jim Everett to WR Quinn Early in the first quarter. But, on the ensuing kickoff, David Meggett returned the kick 62 yards to the Saints 32-yard line. From there it was up to Martin, who carried the ball seven consecutive times and scored his 11th touchdown of the season from 9 yards out. Unfortunately, the Patriots defense could not stop the Saints, who took the following drive 71 yards on seven plays and scored on a Mario Bates 2-yard run. The Patriots took advantage of excellent field position again in the second when they drove 35 yards on nine plays, capped by a 3-yard touchdown by Martin. It was Martin's second touchdown of the game and 12th of the season - tying a franchise rushing record set by QB Steve Grogan in 1976.

The Patriots controlled the ball for nearly 10 minutes of the third quarter and scored on a 39-yard field goal on the opening play of the fourth quarter to tie the game at 17. Just two plays later, Everett tossed a screen pass to FB Lorenzo Neal, who turned up the right sideline, picked up some key blocks downfield and sprinted 69 yards for a touchdown. The Patriots drove 45 yards on 12 plays and tried to pull to within four on the next possession, but watched a Matt Bahr 43-yard field goal attempt sail wide left. On the very next play, Saints RB Mario Bates turned up the right sideline and ran 66 yards for a touchdown, giving the Saints a 31-17 victory.

TEAM	Q	TIME	PLAY -- Drive	Score
Saints	1	10:49	Early 50 pass from Everett (Brien kick) -- 6-87)	0-7
Patriots	1	7:39	Martin 9 run (Bahr kick) -- 7-32	7-7
Saints	1	4:26	Bates 2 run (Brien kick) -- 7-71	7-14
Patriots	2	2:59	Martin 3 run (Bahr kick) -- 9-35	14-14
Saints	2	0:38	Brien 24 field goal -- 7-55	14-17
Patriots	4	14:56	Bahr 39 field goal -- 12-40	17-17
Saints	4	14:30	Neal 69 pass from Everett (Brien kick) -- 2-69	17-24
Saints	4	8:30	Bates 66 run (Brien kick) -- 1-66	17-31

**TEAM STATISTICS**

	<b>Saints</b>	<b>Patriots</b>
First Downs	17	21
Total Yards	432	331
Rushes-Yards	22-139	39-140
Passing Yards	293	191
Att-Comp-Int	26-17-1	32-18-2
Sacked-Yards Lost	0-0	2-6
Punts-Avg.	4-40.5	4-41.0
Fumbles-Lost	1-0	3-1
Penalties-Yards	4-36	8-68
Time of Possession	24:21	35:39

**INDIVIDUAL STATISTICS**

**Patriots Rushing:** Martin 31-112, Meggett 4-16, Zolak 1-8, Gash 2-4, Bledsoe 1-0. Totals: 39-140-2.

**Saints Rushing:** Bates 15-123-2, Zellars 4-16, Small 1-13, Early 1-(-12), Everett 1-(-1). Totals: 22-139-2.

**Patriots Passing:** Bledsoe 31-18-197-0 tds-2 int., Meggett 1-0-0-0 tds-0 int. Totals 32-18-197-0 tds- 2 ints.

**Saints Passing:** Everett 26-17-293-2 tds-1 int.

**Patriots Receiving:** Brisby 7-90, Moore 4-58, Meggett 4-26, Gash 2-18, Graham 1-5. Totals: 18-197-0.

**Saints Receiving:** Early 5-92-1, Smith 5-67, Neal 2-78-1, Small 2-25, Walls 2-20, Brown 1-11. Totals: 17-293-2.

Actual Attendance: 59,876

Time: 2:52

Tickets Distributed: 60,292

36 Degrees; Mostly Cloudy, Wind-SE 19



## Game #14

## NEW ENGLAND 31, NEW YORK JETS 28

December 10, 1995

Foxboro Stadium

<b>NEW YORK JETS (3-11)</b>	0	7	7	14	—	28
<b>NEW ENGLAND PATRIOTS (6-8)</b>	0	7	7	17	—	31

Curtis Martin carried 31 times for 148 yards and two touchdowns and carried the Patriots to a 31-28 victory over the New York Jets. It was Martin's third consecutive 100-yard rushing performance and the seventh of the year for the rookie running back.

After a scoreless first quarter, the Jets took a 7-0 lead on a 31-yard touchdown pass from Boomer Esiason to WR Ryan Yarbrough. The Patriots responded with three consecutive passes to rookie wide out Hason Graham - who accounted for all 66 yards on the drive - and scored his first career touchdown on a 37-yard pass. New England saw their next three drives end inside the Jets 20-yard line, but were unable to convert as Matt Bahr field goals sailed wide on three consecutive kicks leaving the game tied at the half. It marked just the second time in Bahr's 17-year career that he had missed three field goals in a game (9/12/82).

The Jets took the lead again in the third, converting a Patriots fumble into a four-play, 21-yard drive. The Patriots tied the score at 14 on their ensuing possession, as Curtis Martin scored off right tackle from 9 yards out. The Patriots took their first lead of the game on Bahr's 31-yard field goal in the fourth, but the lead was quickly erased by a seven-play, 59-yard scoring drive by the Jets. Trailing 21-17, David Meggett returned the ensuing kickoff 21 yards to the New England 25, where he was stripped of the ball. Return mate Troy Brown picked up the loose ball and returned it 75 yards for a touchdown. It was the first touchdown returned on special teams in three years. The Jets started their ensuing drive on their own 19 yard line, but had their first pass tipped by intended receiver Brad Baxter and intercepted by Patriots CB Ty Law. It was Law's third consecutive game with an interception. The Patriots took advantage of the turnover with a five-play, 22 yard drive, capped by a 1-yard touchdown run by Martin, his second of the day and 14th of the season.

TEAM	Q	TIME	PLAY -- Drive	Score
Jets	2	13:11	Yarbrough 31 pass from Esiason (Lowery kick) -- 4-46	0-7
Patriots	2	12:05	Graham 37 pass from Bledsoe (Bahr kick) -- 3-66	7-7
Jets	3	4:43	Mitchell 3 pass from Esiason (Lowery kick) -- 4-21	7-14
Patriots	3	3:43	Martin 9 run (Bahr kick) -- 2-55	14-14
Patriots	4	9:42	Bahr 31 field goal -- 8-33	17-14
Jets	4	5:58	Murrell 3 pass from Esiason (Lowery kick) -- 7-59	17-21
Patriots	4	5:39	T. Brown 75 fumble return (Bahr kick)	24-21
Patriots	4	2:33	Martin 1 run (Bahr kick) -- 5-22	31-21
Jets	4	0:05	Yarbrough 3 pass from Esiason (Lowery kick) -- 9-77	31-28

## TEAM STATISTICS

	Jets	Patriots
First Downs	23	18
Total Yards	346	327
Rushes-Yards	28-92	35-160
Passing Yards	254	167
Att-Comp-Int	42-27-1	36-11-1
Sacked-Yards Lost	4-42	1-11
Punts-Avg.	9-38.6	7-41.0
Fumbles-Lost	6-3	4-2
Penalties-Yards	8-86	6-47
Time of Possession	33:39	26:21

## INDIVIDUAL STATISTICS

**Patriots Rushing:** Martin 31-148-2, Meggett 2-13, Bledsoe 2-(-1). Totals: 35-160-2.

**Jets Rushing:** Murrell 17-55, Baxter 8-38, Esiason 3-(-1). Totals: 28-92-0.

**Patriots Passing:** Bledsoe 36-11-178-1 tds-1 int.

**Jets Passing:** Esiason 42-27-296-4 tds-1 int.

**Patriots Receiving:** Graham 3-66-1, Brisby 3-60, Coates 3-42, Martin 1-6, Gash 1-4. Totals: 11-178-1.

**Jets Receiving:** Mitchell 9-108-1, Yarbrough 6-105-2, Murrell 5-22, Chrebet 4-45, Baxter 2-12, Moore 1-4. Totals: 27-296-2.

Actual Attendance: 46,617

Time: 3:35

Tickets Distributed: 60,292

26 Degrees (-4 wind chill);

Windy-cold, Wind-NW 20



## Game #15

## PITTSBURGH 41, NEW ENGLAND 27

December 16, 1995

Three Rivers Stadium

<b>NEW ENGLAND PATRIOTS (6-9)</b>	3	3	6	15	-	27
<b>PITTSBURGH STEELERS (11-4)</b>	0	17	7	17	-	41

The Pittsburgh Steelers scored 14 points in the final two minutes of each half en route to a 41-27 victory over the New England Patriots. The outcome guaranteed Pittsburgh of a playoff bye and knocked the Patriots out of playoff consideration.

After nearly a scoreless first quarter, the Patriots took a 3-0 lead with just 47 seconds remaining in the first quarter. The Steelers answered with a field goal in the second to tie the score, but the Patriots took the lead once again with a Matt Bahr field goal with just 2:15 remaining in the half. But the Steelers drove 67 yards on just seven plays and scored on a 14-yard pass from Neil O'Donnell to Yancy Thigpen to take a 10-6 lead.

The Patriots were met with the same fate in the second half. After exchanging third quarter touchdowns, the Patriots rallied back from a 24-12 deficit to score two touchdowns in the fourth quarter - while allowing just one field goal - to tie the score at 27 with just 4:38 remaining in the game. Yet, two plays later, Steeler QB Neil O'Donnell connected with WR Ernie Mills on a short slant pass and Mills beat the coverage for a 62-yard sprint to the end zone. The Patriots took possession at their own 22-yard line, trailing by seven, with just 1:23 to play. But any chance of a comeback ended on the first play of the drive when All-Pro LB Greg Lloyd forced a Ben Coates fumble. The ball was picked up by CB Chris Oldham, who returned the fumble 23 yards for a touchdown and secured a 41-27 victory for the Steelers.

TEAM	Q	TIME	PLAY -- Drive	Score
Patriots	1	0:47	Bahr 23 yard field goal -- 10-56	3-0
Steelers	2	11:38	Johnson 32 yard field goal -- 10-63	3-3
Patriots	2	2:15	Bahr 22 yard field goal -- 14-93	6-3
Steelers	2	1:13	Thigpen 14 pass from O'Donnell (Johnson kick) -- 7-67	6-10
Steelers	2	0:13	Buckner 46 fumble return (Johnson kick)	6-17
Patriots	3	9:17	Coates 6 pass from Bledsoe (two pt. att. failed) -- 11-83	12-17
Steelers	3	6:54	Stewart 22 run (Johnson kick) -- 6-64	12-24
Patriots	4	12:05	Coates 6 pass from Bledsoe (Bahr kick) -- 8-41	19-24
Steelers	4	7:52	Johnson 32 field goal -- 7-34	19-27
Patriots	4	4:38	Martin 22 pass from Bledsoe--(Meggett-Bledsoe, pass) -- 6-60	27-27
Steelers	4	1:28	Mills 62 pass from O'Donnell (Johnson kick) -- 2-68	27-34
Steelers	4	1:09	Oldham 27 yard fumble return (Johnson kick)	27-41

## TEAM STATISTICS

	Steelers	Patriots
First Downs	14	28
Total Yards	321	439
Rushes-Yards	24-95	23-117
Passing Yards	226	322
Att-Comp-Int	28-16-1	60-39-1
Sacked-Yards Lost	1-10	2-14
Punts-Avg.	5-43.6	5-41.8
Fumbles-Lost	0-0	2-2
Penalties-Yards	5-43	5-54
Time of Possession	23:52	36:08

## INDIVIDUAL STATISTICS

**Patriots Rushing:** Martin 20-120, Meggett 2-(-2), Bledsoe 1-(-1). Totals: 23-117.

**Steelers Rushing:** Pegram 10-36, Stewart 4-25-1, McAfee 7-23, Milis 1-8, JL Williams 2-3. Totals: 24-95-1.

**Patriots Passing:** Bledsoe 60-39-36-3 tds-1 int.

**Steelers Passing:** O'Donnell 25-14-195-2 tds-1 int., Stewart 3-2-41-0 tds-1 int. Totals: 28-16-236-2 tds-1 int.

**Patriots Receiving:** Coates 11-83-2, Martin 8-62-1, Brisby 7-99, Gash 3-24, Graham 3-24, Moore 3-24, Meggett 2-23, Burke 1-6, Bledsoe 1-(-9). Totals: 39-336-3.

**Steelers Receiving:** Thigpen 5-91-1, Mills 3-99-1, Hastings 3-16, Williams 2-11, Bruener 1-14, McAfee 1-3, Hayes 1-2. Totals: 16-236-2.

Actual Attendance: 57,158

Time: 3:04

38 Degrees ; cloudy, Wind-NW 12



## Game #16

## INDIANAPOLIS 10, NEW ENGLAND 7

December 23, 1995

RCA Dome

<b>NEW ENGLAND PATRIOTS (6-10)</b>	0	7	0	0	-	7
<b>INDIANAPOLIS COLTS (9-7)</b>	0	0	7	3	-	10

The Indianapolis Colts clinched their first postseason berth since 1987 when they defeated the New England Patriots, 10-7. K Cary Blanchard connected on a 30-yard field goal with 5:51 remaining in the game to give the Colts the hard fought victory.

The Patriots scored first on a 31-yard pass from Drew Bledsoe to Hason Graham with only 1:54 remaining in the first half, which turned out to be their only points of the game. K Matt Bahr converted the extra point and the Patriots led 7-0 at the intermission. However, the Patriots defense was the real story in the first half, holding the Colts to 74 total yards (43 rush - 31 pass) and forcing the Colts to punt on four of their five possessions of the half. The defense turned up the pressure on QB Jim Harbaugh, sacking him four times on only eleven pass attempts in the first thirty minutes of play. Willie McGinest led the sacking barrage with two of the teams six sacks in the game. It was the fourth time he had registered two sacks in one game during the '95 season.

After RB Marshall Faulk injured his knee in the first quarter, the Colts turned to seldom used Lamont Warren. Warren, who had only 62 yards rushing during the entire '95 season, led the Colts with 90 yards rushing on 22 carries (4.1 avg.) and six catches for 67 yards. Harbaugh came alive in the second half as he had all season, completing all eight of his passes on the Colts only touchdown drive of the game. His final pass of the drive was a 13-yard touchdown strike to WR Floyd Turner which tied the game at 7-7.

For the eighth time during the 1995 season, the Patriots lost the turnover battle, and as a result lost the game. The Patriots had accumulated a record of 0-8 in games they had more turnovers than they forced. Against the Colts they gave up three interceptions, while only recovering one fumble (-2). Bledsoe's three interceptions all came in the second half and compounded with Bahr uncharacteristically missing three field goals (all over 50-yards) the Patriots did not turn in a winning effort.

TEAM	Q	TIME	PLAY -- Drive	Score
Patriots	2	1:54	Graham 31 pass from Bledsoe (Bahr kick) -- 8-79	7-0
Colts	3	2:59	Turner 13 pass from Harbaugh (Blanchard kick) -- 8-65	7-7
Colts	4	5:51	Blanchard 30 yard field goal -- 9-43	7-10

## TEAM STATISTICS

	Colts	Patriots
First Downs	19	15
Total Yards	322	279
Rushes-Yards	31-127	26-110
Passing Yards	195	169
Att-Comp-Int	30-20-0	37-17-3
Sacked-Yards Lost	6-30	1-17
Punts-Avg.	6-36	4-44.8
Fumbles-Lost	1-1	1-0
Penalties-Yards	1-10	6-40
Time of Possession	34:44	25:16

## INDIVIDUAL STATISTICS

**Patriots Rushing:** Martin 24-103, Meggett 1-4, Gash 1-3. Totals: 26-110.

**Colts Rushing:** Warren 22-90, Faulk 5-19, Harbaugh 3-17, Humphrey 1-1.

Totals: 31-127.

**Patriots Passing:** Bledsoe 37-17-186-1 td-3 int.

**Colts Passing:** Harbaugh 30-20-225-1 td-0 int.

**Patriots Receiving:** Coates 4-56, Martin 3-24, Lee 3-23, Graham 2-45-1, Gash 2-17, Meggett 2-8, Brisby 1-13. Totals: 17-186-1.

**Colts Receiving:** Warren 6-67, Dilger 5-74, Turner 3-33-1, Dawkins 3-32, Faulk 2-13, Humphrey 1-6. Totals: 20-225-1.

Actual Attendance: 54,685

Tickets Distributed 57,410

Time: 2:55

DOME



## THE PATRIOTS' 1995 RECORD WHEN:

<b>Overall Record</b> .....	6-10
Home .....	3-5
Away .....	3-5
Scoring First .....	4-5
Opponent Scores First .....	2-5
Leading at the Half .....	2-2
Tied at the Half .....	2-0
Trailing at the Half .....	2-8

**By Month**

September .....	1-2
October .....	1-4
November .....	3-1
December .....	1-3

<b>vs. AFC</b> .....	6-4
East .....	5-3
Central .....	1-1
West .....	0-2

<b>vs. NFC</b> .....	0-4
East .....	0-0
Central .....	0-0
West .....	0-4

**Playing Conditions**

On Grass .....	4-7
On Artificial Turf .....	2-3
Outdoors .....	6-8
Indoors .....	0-2

Patriots Win Opening Coin Toss .....	3-6
Patriots Lose Opening Coin Toss .....	3-4

Leading After 3 Quarters .....	3-0
Tied After 3 Quarters .....	1-2
Trailing After 3 Quarters .....	2-9

In Overtime .....	0-1
-------------------	-----

Outcomes of 7 Points or Less .....	1-3
Outcomes of 3 Points or Less .....	2-2

Patriots Outgain Opposition (total offense) .....	4-1
Patriots Out Rush Opposition .....	7-2
Patriots Out Pass Opposition .....	4-3


+ in Takeaway/Turnover Margin .....	4-0
- in Takeaway/Turnover Margin .....	0-8
Even in Takeaway/Turnover Margin .....	2-2

With an Individual 100-Yard Rusher .....	6-3
With an Individual 300-Yard Passer .....	1-1
With an Individual 100-Yard Receiver .....	3-2

Opponent Individual 100-Yard Rusher .....	0-2
Opponent Individual 300-Yard Passer .....	1-1
Opponent Individual 100-Yard Receiver .....	2-2



# History





## PRO FOOTBALL HALL OF FAME




John Hannah became the first Patriot to be inducted into the Professional Football Hall of Fame in 1991.

**#73 JOHN HANNAH • G • Alabama • Inducted to Pro Football Hall of Fame in 1991 • Inducted to Patriots Hall of Fame (HOF) in 1991**

Played entire career with the Patriots from 1973 through the Super Bowl season of 1985 ... regarded by many as the greatest guard to ever play the game and remains the only Patriot player to be inducted into the Professional Football Hall of Fame ... one of two Patriots voted to the NFL's 75th anniversary team ... played in 183 games, fourth in franchise history ... missed only five games with injuries ... selected to nine Pro-Bowls (1976, 1978-85), a Patriots team record ... called "The Greatest Offensive Lineman of All Time" by *Sports Illustrated* in their August 3, 1981 cover story ... named Offensive Lineman of the Year for four straight years (1978-81) by NFL players ... powered an offensive line which helped set an NFL record with 3,165 rushing yards in 1978 – a record which has not been challenged in 17 seasons ... he was the first rookie offensive lineman in Patriots history to start in his NFL debut ... started first 13 games as a rookie after playing for the legendary Coach Paul "Bear" Bryant at Alabama ... fourth overall selection in 1973 draft.

## PATRIOTS HALL OF FAME


There are currently eight former Patriots who have been inducted into the Patriots Hall of Fame. Of those, five players have had their uniform numbers retired – Gino Cappelletti (20), Steve Nelson (57), John Hannah (73), Jim Lee Hunt (79) and Bob Dee (89).

**#85 NICK BUONICONTI • LB • Notre Dame • Inducted in 1992**

Played for the Patriots from 1962-68 ... voted to AFL All-Star game five times as a Patriot (1963-67) ... ranks seventh overall in Patriots history with 24 interceptions ... he was a consensus AFL all-star and the top vote-getter in 1966 ... former Kansas City Chief QB Len Dawson said of Buoniconti, "if you are lucky enough to knock him down, you have to lay on him or he'll get right back into the play" ... the Springfield native took night classes during the season at Suffolk University and received his law degree in 1968.




#### #20 GINO CAPPELLETTI • WR/K • Minnesota • Inducted in 1992




Played for the Patriots from 1960-70 ... Patriots' all-time leading scorer with 1,130 points (42 TDs, 176 FGs and 342 PATs) ... led the AFL in scoring five times and holds two of the top five scoring seasons in NFL history – 155 points in '64 and 147 points in '61 ... Patriots' third all-time leading receiver with 292 catches for 4,589 yards ... holds the Patriots' records for extra points attempted (353), made (342), FGs attempted (333) and FGs made (176) ... five-time AFL All-Star.

#### #89 BOB DEE • DE • Holy Cross • Inducted in 1993




Played for the Patriots from 1960-67 ... ironman of the AFL who never missed a game during career ... started 112 consecutive games ... despite the equipment improvements over the years, Dee was a superstitious player who chose to wear the same helmet throughout his career (105 of 112 games) ... scored the first touchdown in AFL history when he dove onto a fumble in the end zone in a preseason contest vs. Buffalo 7/30/60 ... voted to five AFL All-Star teams (1961, 1963-65).

#### #40 MICHAEL HAYNES • CB • Arizona St. • Inducted in 1994




Played for the Patriots from 1976-82 ... selected to the NFL's 75th Anniversary team ... known for tenacious man-to-man coverage ... second all-time leading punt returner in Patriots history with 111 for 1,159 yards (10.4 avg.) ... fifth on interception list with 28 ... named to six Pro Bowls (1976-80 and 1982) in seven seasons ... was the first player in Patriots history to return a punt for a touchdown – 89 yards vs. Buffalo (11/7/76) ... established seven new punt return records his rookie season.

#### #79 JIM LEE HUNT • DT • Prairie View • Inducted in 1993




Played for the Patriots from 1960-71 ... nicknamed "earthquake" ... played in 141 games ... voted to four AFL All-Star games (1961, 1966-67 and 1969) ... voted "best pass rushing tackle in the AFL," by AFL scouts in 1967 ... at 5-feet-11-inches and 255 pounds, Hunt possessed great size and speed in his era ... once intercepted a pass and out-ran running backs Billy Cannon and Charley Taylor on a 79-yard touchdown return.

#### #57 STEVE NELSON • LB • North Dakota St. • Inducted in 1993



Played for the Patriots from 1974-87 ... nucleus of Patriots defense for 14 years ... voted to three Pro Bowls (1981, 1985-86) ... 174 games played ranks sixth overall ... recorded over 100 tackles nine times during his career and finished with 1,776 tackles, an average of 10.2 per game ... led the team in tackles in eight of 14 seasons ... recorded 207 tackles during his 1984 Pro Bowl season ... was credited with a career-high 22 stops vs. NY Jets (9/19/82).

#### #15 BABE PARILLI • QB • Kentucky • Inducted in 1993



Played for the Patriots from 1961-67 ... second leading passer in Patriots history with 16,747 yards, 2,413 attempts and 1,140 completions ... threw for over 20,000 yards during his NFL career ... established nearly every Patriots passing record during the '60s and still holds the single-season touchdown record (31) ... voted to three AFL All-Star teams (1963-64 and 1966) ... earned AFL's Comeback Player of the Year honor in 1966 when he threw for 3,441 yards and 31 touchdowns.



## PATRIOTS 35TH ANNIVERSARY TEAM

In 1994, a panel of local media members selected the Patriots' 35th Anniversary Team. There are 11 offensive players, 12 defensive players and three specialists listed below.

## OFFENSE

Position	Player	Years Played
Quarterback	Steve Grogan	1975-90
Running Back	Jim Nance	1965-71
Running Back	Sam Cunningham	1973-79, 81-82
Wide Receiver	Stanley Morgan	1977-89
Wide Receiver	Gino Cappelletti	1960-70
Tight End	Russ Francis	1975-80, 87-88
Tackle	Bruce Armstrong	1987-present*
Tackle	Tom Neville	1965-77
Guard	John Hannah	1973-85
Guard	Sam Adams	1972-80
Center	Jon Morris	1964-74

## DEFENSE

Position	Player	Years Played
Defensive End	Julius Adams	1971-79, 85-87
Defensive End	Larry Eisenhauer	1961-69
Defensive Tackle	Houston Antwine	1961-71
Defensive Tackle	Jim Lee Hunt	1960-71
Linebacker	Andre Tippett	1982-93
Linebacker	Nick Buoniconti	1962-68
Linebacker	Steve Nelson	1974-87
Linebacker	Sam Hunt	1974-79
Cornerback	Mike Haynes	1976-82
Cornerback	Raymond Clayborn	1977-89
Safety	Fred Marion	1982-91
Safety	Ron Hall	1961-67

## SPECIALISTS

Position	Player	Years Played
Kicker	Gino Cappelletti	1960-70
Punter	Rich Camarillo	1981-87
Specialist	Mosi Tatupu	1978-90

\* denotes active status at time of selection

## PATRIOTS ALL-AFL 10-YEAR ANNIVERSARY TEAM

The first All-Time Patriots team was voted on by the Patriots fans. The ballots were tallied on November 27, 1971 and announced during halftime of the 1971 season finale.

## OFFENSE

Position	Player	Years Played
Quarterback	Vito "Babe" Parilli	1961-67
Fullback	Jim Nance	1965-71*
Running Back	Larry Garron	1960-68
Wide Receiver	Jim Colclough	1960-68
Wide Receiver	Art Graham	1963-69
Tight End	Jim Whalen	1965-69
Tackle	Charlie Long	1961-69
Tackle	Tom Neville	1965-77
Guard	Billy Neighbors	1962-65
Guard	Len St. Jean	1964-73*
Center	Jon Morris	1964-74*

## DEFENSE

Position	Player	Years Played
Defensive End	Bob Dee	1960-67
Defensive End	Larry Eisenhauer	1961-69
Defensive Tackle	Houston Antwine	1961-71*
Defensive Tackle	Jim Lee Hunt	1960-71*
Outside Linebacker	Tom Addison	1960-67
Outside Linebacker	Ed Philpott	1966-71*
Middle Linebacker	Nick Buoniconti	1962-68
Cornerback	Chuck Shonta	1960-67
Cornerback	Daryl Johnson	1968-71*
Safety	Don Webb	1962-71*
Safety	Ron Hall	1961-67

## SPECIALISTS

Position	Player	Years Played
Kicker	Gino Cappelletti	1960-70
Punter	Tom Yewcic	1961-67

\* denotes active status at time of selection





## PATRIOTS IN THE PRO BOWL

<b>1960 (0)</b>		
No game played		
<b>1961 (7)</b>		
LB Tom Addison (1)	DT Houston Antwine (5)	OG John Hannah (6)
DB Fred Bruney (1)	LB Nick Buoniconti (5)	CB Mike Haynes (6)
WR Gino Cappelletti (1)	RB Larry Garron (4)	<b>1983 (5)</b>
DE Bob Dee (1)	DT Jim Lee Hunt (3)	CP Rich Camarillo (1)
HB Larry Garron (1)	OC Jon Morris (4)	CB Ray Clayborn (1)
DT Jim Hunt (1)	FB Jim Nance (2)	RB Tony Collins (1)
OG Charlie Leo (1)	OT Don Oakes (1)	OG John Hannah (7)
<b>1962 (6)</b>	<b>1968 (5)</b>	OT Brian Holloway (1)
LB Tom Addison (2)	DT Houston Antwine (6)	<b>1984 (4)</b>
DB Fred Bruney (2)	WR/KGino Cappelletti (5)	OG John Hannah (8)
DE Larry Eisenhauer (1)	CB Leroy Mitchell (1)	OT Brian Holloway (2)
WR Jim Colclough (1)	OC Jon Morris (5)	LB Steve Nelson (2)
DB Dick Felt (1)	OT Tom Neville (2)	LB Andre Tippett (1)
OT Charlie Long (1)	<b>1969 (6)</b>	<b>1985 (8)</b>
<b>1963 (11)</b>	RB Carl Garrett (1)	CB Ray Clayborn (2)
LB Tom Addison (3)	DT Jim Lee Hunt (4)	RT Irving Fryar (1)
DT Houston Antwine (1)	OC Jon Morris (6)	OG John Hannah (9)
LB Nick Buoniconti (1)	WR Ron Sellers (1)	OT Brian Holloway (3)
WR Gino Cappelletti (2)	QB Mike Taliaferro (1)	RB Craig James (1)
DE Bob Dee (2)	S Don Webb (1)	FS Fred Marion (1)
DE Larry Eisenhauer (2)	<b>1970 (1)</b>	LB Steve Nelson (3)
FB Larry Garron (2)	OC Jon Morris (7)	LB Andre Tippett (2)
DB Ron Hall (1)	<b>1971-75 (0)</b>	<b>1986 (5)</b>
OG Charlie Long (2)	None	CB Ray Clayborn (3)
OG Billy Neighbors (1)	<b>1976 (4)</b>	K Tony Franklin (1)
QB Babe Parilli (1)	TE Russ Francis (1)	WR Stanley Morgan (3)
<b>1964 (9)</b>	OT Leon Gray (1)	SpT Mosi Tatupu (1)
LB Tom Addison (4)	OG John Hannah (1)	LB Andre Tippett (3)
DT Houston Antwine (2)	CB Mike Haynes (1)	<b>1987 (2)</b>
LB Nick Buoniconti (2)	<b>1977 (2)</b>	WR Stanley Morgan (4)
WR/KGino Cappelletti (3)	TE Russ Francis (2)	LB Andre Tippett (4)
DE Bob Dee (3)	CB Mike Haynes (2)	<b>1988 (3)</b>
DE Larry Eisenhauer (3)	<b>1978 (5)</b>	RB John Stephens (1)
RB Larry Garron (3)	FB Sam Cunningham (1)	LB Andre Tippett (5)
OC Jon Morris (1)	TE Russ Francis (3)	LB Johnny Rembert (1)
QB Babe Parilli (2)	OT Leon Gray (2)	<b>1989 (1)</b>
<b>1965 (4)</b>	OG John Hannah (2)	LB Johnny Rembert (2)
DT Houston Antwine (3)	CB Mike Haynes (3)	<b>1990 (1)</b>
LB Nick Buoniconti (3)	<b>1979 (3)</b>	OT Bruce Armstrong (1)
DE Bob Dee (4)	OG John Hannah (3)	<b>1991 (2)</b>
OC Jon Morris (2)	CB Mike Haynes (4)	OT Bruce Armstrong (2)
<b>1966 (11)</b>	WR Stanley Morgan (1)	TE Marv Cook (1)
DT Houston Antwine (4)	<b>1980 (7)</b>	<b>1992 (1)</b>
LB Nick Buoniconti (4)	DE Julius Adams (1)	TE Marv Cook (2)
WR/KGino Cappelletti (4)	FS Tim Fox (1)	<b>1993 (0)</b>
DE Larry Eisenhauer (4)	OG John Hannah (4)	none
DT Jim Lee Hunt (2)	CB Mike Haynes (5)	<b>1994 (3)</b>
OC Jon Morris (3)	WR Stanley Morgan (2)	OT Bruce Armstrong (3)
FB Jim Nance (1)	LB Steve Nelson (1)	QB Drew Bledsoe (1)
OT Tom Neville (1)	PK John Smith (1)	TE Ben Coates (1)
QB Babe Parilli (3)	<b>1981 (1)</b>	<b>1995 (3)</b>
DB Chuck Shonta (1)	OG John Hannah (5)	OT Bruce Armstrong (4)
OG Len St. Jean (1)		TE Ben Coates (2)
		RB Curtis Martin (1)

NOTE: The number shown in parentheses indicates the number of appearances in Pro Bowl play. From 1960-70, Patriots players played in the AFL All-Star Game. All dates listed following 1970 represent NFL Pro Bowl games. The year indicates the season in which the player was selected for Pro Bowl participation, but the game itself is played in the following January or February. For example, players selected in the 1995 season played in the 1996 Pro Bowl, but are listed under 1995.





## HISTORICAL DATES

### 1959

- Nov. 16 American Football League's eighth and final franchise is awarded to William H. Sullivan, Jr.
- Nov. 22 Northwestern RB Ron Burton is selected as first draft choice and Syracuse RB Gerhardt Schwedes is made first territorial choice.
- Dec. Mike Holovak is named director of player personnel. He is the first executive hired.
- Dec. 20 Clemson QB Harvey White becomes the first player to sign a Boston Patriots contract.

### 1960

- Feb. 8 Lou Saban is appointed first head coach.
- Feb. 20 As the result of a public contest, the team nickname of Patriots is chosen. The Patriots also announce that the team colors will be red, white and blue.
- April 1 Boston University Field is named as the Patriots' first home.
- April 2 Patriots become first pro team in history to issue public stock.
- April 19 Uniformed Patriot centering football (creative work of Boston—Worcester cartoonist Phil Bissell) is adopted as team logo.
- July 4 Team opens first training camp at the University of Massachusetts, 350 players attended.
- July 30 In the AFL's first ever preseason game, the Patriots defeat Buffalo 28-7 at War Memorial Stadium. Patriots DE Bob Dee recovered a fumble for the league's first touchdown.
- Aug. 14 Patriots play their first home game ever at Harvard Stadium, a 24-14 loss to the Dallas Texans before 11,000 fans.
- Sept. 9 In their first regular season game, the Patriots open with a 13-10 loss to Denver at B.U. Field before a crowd of 21,597.
- Sept. 16 DB Chuck Shonta recovered a fumble on the final play of the game and ran for a touchdown to give the Patriots their first victory with a 28-24 advantage over the N.Y. Titans at the Polo Grounds in New York.

### 1961

- Oct. 10 Mike Holovak replaces Lou Saban as head coach.
- Oct. 20 The Patriots' game with the Buffalo Bills at Boston University is postponed due to the threat of a hurricane. The game was played two days later (10/22) and the Patriots scored a 52-21 victory.
- Dec. 17 The Patriots ended the season with a 41-0 shutout over San Diego to finish with a 9-4-1 record, second in the AFL Eastern Division. The 41-point margin of victory remains the largest shutout victory in Patriots history.

### 1962

- Sept. 16 Opened the season at Harvard Stadium and beat the Houston Oilers 34-21. The Patriots played the remainder of their games at Boston University Field.
- Nov. 18 QB Babe Parilli suffers a broken collar bone in a game at Houston. The Patriots lost the game and their first-place standing in the division.
- Dec. 12 The Oakland Raiders claim one of the AFL's most shocking upsets with a 20-0 victory over the Patriots in the season finale. It was the Raiders' only victory of the season and knocked the Patriots out of championship contention.

### 1963

- Oct. 11 Patriots play their first game in Fenway Park and beat Oakland 20-14.
- Dec. 28 With a 26-8 victory over Buffalo, the Patriots win the AFL's Eastern Division title in the league's only season-ending tie-breaker game.

### 1964

- Jan. 5 The Patriots lose the AFL title game, 51-10, to the Chargers at San Diego.
- Dec. 20 Gino Cappelletti finished the season with 155 total points, currently ranking third in NFL history.

### 1966

- Rommie Loudd becomes the first African-American assistant coach in the AFL when Mike Holovak adds him to the Patriots' coaching staff prior to the 1966 season. The following season, Loudd was named director of player personnel.
- Dec. 17 Jim Nance rushes for 78 yards against the New York Jets in the season finale giving him 1,458 yards rushing for the season, a Patriots single-season team record. Nance was later awarded the league's Most Valuable Player honors.

**1967**

- Aug. 13 Patriots played the Baltimore Colts of the NFL in a preseason game. It was the first time the Patriots had played an NFL team. The Patriots lost the game 33-3.
- Dec. 17 Jim Nance finishes the season with 1,216 yards rushing and becomes the first player in AFL history to rush for over 1,000 yards in back-to-back seasons. He remains the only Patriot to have accomplished the feat.

**1968**

- Nov. 10 Gino Cappelletti became the first player in AFL history to score more than 1,000 points in his career. He reached the milestone on a 19-yard touchdown reception from Tom Sherman.

**1969**

- Jan. 30 Patriots appoint Clive Rush as vice president and head coach.

**1970**

- Feb. 1 The American and National Football League's announced their merger, forming a common league with 26 teams, 13 in the American football Conference and 13 in the National Football Conference
- April 4 Foxboro selected as the new playing site for the Patriots.
- Sept. 23 Official ground-breaking ceremonies begin for the construction of the Patriots' new stadium in Foxboro, Mass. The stadium opened nearly one year later.
- Nov. 12 John Mazur replaces Clive Rush as head coach.

**1971**

- Mar. 22 The Boston Patriots are renamed the New England Patriots.
- Aug. 15 The Patriots make their debut at Schaefer Stadium in Foxboro. Gino Cappelletti kicked a 36-yard FG for the first points scored in the stadium as the Patriots topped the NY Giants 20-14 before 60,423 fans.

**1972**

- Feb. 17 Made financial history by paying first cash dividend of 15 cents per share.

**1973**

- Jan. 26 Chuck Fairbanks is named head coach and general manager.

**1975**

- Nov. 7 President William H. Sullivan, Jr. became the first majority owner in club history when he purchased additional voting stock to give him 88 per cent of the franchise's voting stock.

**1976**

- July 10 Patriots open their training camp for the first time at Bryant College in Smithfield, R.I. after spending the summers of 1969-75 at UMass/Amherst.
- Dec. 5 Patriots defeat New Orleans 27-6 at Foxboro to qualify for their first NFL playoff appearance and their first playoff appearance since the 1963 AFL Championship game.
- Dec. 8 Non-voting stockholders approve offer of \$15 per share made by Billy Sullivan to purchase all non-voting stock.
- Dec. 18 Lost AFC wild card playoff game to the eventual Super Bowl Champion Oakland Raiders, 24-21, in the final 10 seconds of play.

**1977**

- Aug. 20 Work completed on installation of new surface (Super Turf) in Schaefer Stadium.

**1978**

- Sept. 3 Mrs. William H. (Mary M.) Sullivan, Jr. elected to the Patriots Board of Directors.
- Dec. 10 Patriots clinch their first outright divisional championship in the club's history with a last minute 26-24 victory over Buffalo at home.
- Dec. 31 Patriots lose 31-14 to Houston in first playoff game ever played in Foxboro.

**1979**

- April 2 Patriots announce that Head Coach and General Manager Chuck Fairbanks has been released from his contract to assume duties as head football coach at the University of Colorado.
- April 6 Francis "Bucko" Kilroy named as the new general manager and former Patriots' offensive coordinator Ron "Fargo" Erhardt named as head coach.
- July 13 Patriots' Vice President Charles W. "Chuck" Sullivan is promoted to Executive Vice President of the club.
- Sept. 3 Former Patriots' wide receiver Darryl Stingley is named Executive Director of Player Personnel.



- Oct. 23 Jeanne Sullivan McKeigue is elected as member of the club's Board of Directors.
- Dec. 16 Patriots close out 1979 regular season with 27-23 victory over Minnesota. Harold Jackson (1,013) and Stanley Morgan (1,002) become the first and second players, respectively, in Patriots history to transcend the 1,000-yard single-season receiving mark.

## 1980

- Feb. 25 Paul Sonnabend resigns as Executive Director of the NFL Management Council and is appointed as Vice President and a member of the Board of Directors of the Patriots.
- April 8 William H. "Billy" Sullivan, Jr., President of the Patriots, is re-elected as Chairman of the Board of NFL Properties.

## 1981

- Nov. 29 FB Sam Cunningham, with 35 yards on nine carries against St. Louis at Foxboro, surpasses Jim Nance (5,323 yards on 1,323 carries) as the Patriots' all-time career rushing leader.

## 1982

- Jan. 15 Ron Meyer, head coach at Southern Methodist University from 1976-81, is named the eighth head coach in club history.
- Dec. 12 The Patriots defeat the Miami Dolphins 3-0 in the infamous "Snow Plow Game." Mark Henderson used his snow plow and cleared a kicking surface on the Schaefer Stadium turf for John Smith. Smith then connected on a 33-yard field goal which would be the only scoring of the game.

## 1983

- Jan. 8 In their first playoff appearance since 1978, the Patriots lose to the eventual AFC Champion Miami Dolphins at the Orange Bowl, 28-13.
- Feb. 16 General Manager Bucko Kilroy is promoted to the position of Vice President and Patrick Sullivan, Assistant General Manager for four years, is named General Manager.
- May 17 William F. Finucane and Jeannette Allen Keefe are elected to the Patriots' Board of Directors.
- May 23 Schaefer Stadium is renamed Sullivan Stadium in honor of the founder and driving force behind the Patriots franchise, William H. "Billy" Sullivan, Jr.
- June 29 Sullivan Stadium is officially rededicated and the Boston Pops performs a concert in the stadium that is open free-of-charge to the public.

## 1984

- June 1 The Patriots organize a fan advisory board, a group of season ticket holders who will help advise the Patriots on how to make Sullivan Stadium a more exciting and more pleasant place to bring a family to watch an NFL game.
- June 5 In the first-ever NFL Supplemental Draft, the Patriots select slotback Ricky Sanders of the Houston Gamblers, running back Eric Jordan of the Oakland Invaders and quarterback Walter Lewis of the Memphis Showboats.
- Aug. 10 The Patriots install a new SuperTurf surface at Sullivan Stadium. The original SuperTurf was installed in 1977.
- Oct. 25 Hall of Fame receiver Raymond Berry is named the head coach of the Patriots, replacing Ron Meyer. Berry, a former Patriots assistant coach, becomes the team's ninth head coach.

## 1985

- July 26 Patrick J. Sullivan, William H. Sullivan III and Mrs. Nancie Chamberlain are elected to the Patriots' Board of Directors.
- Oct. 13 Raymond Clayborn establishes a new team record for consecutive starts by starting his 111th straight game. Ray Hamilton had the old mark of 110, done from September 16, 1973 to October 26, 1980. (Clayborn continued the streak to a club-record 161 consecutive games). Clayborn celebrated the record-setting day by scoring his first professional touchdown on a 27-yard interception return.
- Dec. 28 The Patriots defeated the New York Jets, 26-14, at Giants Stadium (East Rutherford, N.J.) in the AFC wild-card game. With the victory the Patriots won their first NFL playoff game (the Patriots had an 0-3 NFL playoff record prior to the game).

## 1986

- Jan. 12 The Patriots beat the Miami Dolphins, 31-14, thus winning the AFC Championship. In doing so, the Patriots ended an 18-game losing streak at the Orange Bowl. It was also only the second time the Patriots won at the Orange Bowl (1966 was the other time).
- Jan. 26 The Patriots play in Super Bowl XX, going against the Chicago Bears in the Louisiana Superdome in New Orleans. The Bears won the game, 46-10. The game, shown on NBC-TV, was the third-highest rated Super Bowl in history with a 48.3 rating and a 70 share (one rating point represents 859,000 TV



households; a share is the percentage of sets in use). Only the 1982 and 1983 Super Bowls had higher ratings. It was the most widely watched TV show ever with 127 million viewers (topping the previous high of 121,600,000 who watched the final MASH show of February 28, 1983). The previous high Super Bowl in terms of viewers was Super Bowl XIX between the 49ers and the Dolphins (115,880,000). Also, 300 million people in China watched the game on tape delay.

- Jan. 27 Defensive end Julius Adams retires after 15 years (all with the Patriots). Adams, the team's number two draft choice in 1971 out of Texas Southern, was the oldest active defensive lineman in the league at age 37 when he retired. He started the final 12 games of the regular season, and all four post-season games in 1985. He has the club record for games played with 210.
- June 30 John Hannah, who was selected to the Pro Bowl a team record nine times, announces his retirement from the game. He retires ranked fourth in the team's record book for games-played with 183.
- June 12 Coach Raymond Berry, who led the Patriots to the AFC Championship and Super Bowl XX in his first full season as the team's head coach, signs new five-year contract.
- Sept. 7 1985 AFC Championship banner raised at Sullivan Stadium in pregame ceremony (prior to opening game vs. Indianapolis Colts). The banner is 10 feet wide and 15 feet long. Mr. William H. Sullivan, Jr. is joined by the governors from each of the New England states.
- Sept. 21 QB Tony Eason throws for team record 414 yards (400 previous record, done by Vito "Babe" Parilli in 1964). The Patriots lost to Seattle, 38-31, in the game played in Foxboro. Eason was 26 of 45 with three TDs and no interceptions.
- Dec. 7 WR Stanley Morgan establishes a new team record for catches in one season with his 67th catch (had five catches on the day). Morgan, who finished the season with 84 catches, broke Derrick Ramsey's previous mark of 66 catches, done in 1984.
- Dec. 31 NEP Partners purchase a three-year option to buy the Patriots.

#### 1987

- Sept. 13 Patriots become first NFL team to have its games on a French-speaking radio network on a regular basis. CKLM—a 50,000-watt station out of Laval, Quebec, Canada—was the flagship station (others were CJSA in Ste. Agathe, Que.; CKSL in St. Jovite, Que., and CJER in St. Jerome, Que.). Pierre Donais was the announcer.
- Sept. 13 Patriots begin four-year, five-million dollar contract with WHDH-Radio in Boston.
- Nov. 29 Cornerback Raymond Clayborn ends his consecutive games played streak at 161 when he couldn't play vs. Philadelphia at Sullivan Stadium due to knee injury suffered the week before vs. Indianapolis Colts on November 22nd. Clayborn, who went on IR on November 24th (spent rest of season on list), broke Gino Cappelletti's record of 152 consecutive games-played and Ray Hamilton's 110 consecutive starts.

#### 1988

- July 11 The Patriots retire the number 57 worn by 14-year linebacker Steve Nelson, who retired following the 1987 season. Nelson played in three Pro Bowls and led the team in tackles for eight years.
- July 28 Victor K. Kiam II, the owner and chief executive officer of Remington Products, Inc. of Bridgeport, Conn., agrees to purchase the team from William H. Sullivan, Jr.
- Oct. 28 Victor K. Kiam II becomes majority owner of the Patriots. He will be chairman of the team. Francis W. Murray, the minority owner, is the vice chairman. William H. Sullivan, Jr., the founder and previous owner, remains as the team's president. The Kiam, Murray and Sullivan team is known as KMS Limited.
- Dec. 4 Veteran wide receiver Stanley Morgan catches his 500th career pass, on a 19-yarder (26 seconds remaining in the first quarter) vs. Seattle.

#### 1989

- Jan. 6 Running back John Stephens is named the Old Spice/NFL Rookie of the Year.

#### 1990

- Sullivan Stadium is renamed Foxboro Stadium.
- Feb. 27 Rod Rust is named the head coach of the Patriots, replacing Raymond Berry (who was relieved of his duties on Feb. 26). Rust, a former Patriots' defensive coordinator, becomes the team's 10th head coach.
- Mar. 14 Former Patriots offensive guard John Hannah and cornerback Mike Haynes are selected to the National Football League's All-1980s team, while current linebacker Andre Tippett was named to the second-team.
- Dec. 20 Sam Jankovich, the University of Miami's Athletic Director from 1982-90, is named the chief executive officer of the Patriots.



## 1991

- Jan. 7 Dick MacPherson is named head coach of the Patriots, replacing Rod Rust (who was relieved of his duties on Jan. 4). MacPherson, Syracuse University's head coach for the past 10 seasons, becomes the team's 11th head coach.
- May 3 The installation of a natural grass playing surface at Foxboro Stadium is completed.
- July 27 Former Patriots offensive guard John Hannah is inducted into the NFL Hall of Fame in Canton, Ohio.

## 1992

- May 11 James B. Orthwein purchases the controlling interest of the Patriots from Victor K. Kiam. Orthwein becomes Chairman of the Board of the club while Francis W. Murray, the club's minority owner, becomes President. Sam Jankovich remains the Chief Executive Officer.
- May 21 Patriots begin two-year deal with WLVI-TV (Channel 56) that gives the station the right to televise the team's preseason games as well as a weekly in-season Patriots magazine show.
- August Gino Cappelletti and Nick Buoniconti are inducted into the Patriots Hall of Fame.

## 1993

- Jan. 9 Sam Jankovich, the Patriots' chief executive officer for the past two seasons, resigns.
- Jan. 21 Bill Parcells is named head coach of the Patriots, replacing Dick MacPherson (who was relieved of his duties on Jan. 8). Parcells, a two-time Super Bowl winner with the New York Giants, becomes the team's 12th head coach. In addition, Patrick Forte' is named Executive Vice President, Football Operations and James Hausmann is named Executive Vice President, Business Operations.
- Feb. 25 Patriots designate linebacker Vincent Brown as the club's first transitional player under the new Collective Bargaining Agreement.
- Mar. 31 Patriots Owner and Chairman James Orthwein unveils new logo and uniforms at a press conference at the Four Seasons Hotel in Boston. The new icon features a streamlined head of a minuteman while the primary color of the uniforms changes from red to blue.
- Aug. 18 Bob Dee, Jimmie Lee Hunt, Steve Nelson and Babe Parilli are inducted into the Patriots Hall of Fame.

## 1994

- Jan. 21 Robert K. Kraft becomes the Patriots fourth owner in the club's 35-year history with an agreement to purchase the team from James Orthwein.
- Feb. 25 The sale of the Patriots from James Orthwein to Robert K. Kraft becomes official.
- Feb. 26 Patriots fans respond to the sale by purchasing 5,958 season tickets, a Patriots single-day sales record.
- May 12 Andre Tippett is appointed director of player resources upon his announced retirement.
- June 1 Second-round draft choice Kevin Lee becomes the 10th and final 1994 Patriots draft choice to sign a contract. The 37-day signing period is the fastest reported to the league since the 1970 AFL-NFL merger.
- Nov. The Patriots announce WBCN - 104.1 FM as the team's new radio flagship station after reaching a three-year agreement.
- Dec. 24 The Patriots defeat the Chicago Bears 13-3, clinching the team's first playoff birth since 1986.

## 1995

- Jan. 1 The Cleveland Browns defeat the Patriots 20-13 in a first-round wild-card playoff game.
- Feb. 9 The Patriots announce Boston's ABC affiliate WCVB-TV (Channel 5) as their preseason television flagship station. WCVB will televise three preseason games and a weekly Patriots Show, hosted by Channel 5's Mike Lynch.
- Mar. 29 The Patriots publish their premier issue of "Patriots Football Weekly," the team's official newspaper.
- Apr. 29 For the first time in franchise history, every home game is sold out before the season begins as the remaining 15,000 tickets are sold individually to non-season tickets holders.

## 1996

- Feb. 2 The Patriots sign a three year pact with Bryant College to continue as the host for training camp. The team has held their training camps in Smithfield, R.I. since 1976 and with this extended agreement they will continue until 1998.





## HISTORICAL CAPSULE

Professional football arrived in New England on November 16, 1959, when a group of local businessmen, led by former public relations executive William H. "Billy" Sullivan, was awarded the eighth and final franchise in the new American Football League. One week later, Northwestern University running back Ron Burton was selected as the franchise's first draft choice and Syracuse running back Gerhardt Schwedes was selected as the team's first territorial choice.

Three key personnel decisions were made in the winter of 1960. First, former Boston College head coach Mike Holovak was named director of player personnel. Ed McKeever was hired as the team's first general manager and he selected Lou Saban as the team's first head coach.

One of the first orders of business of the management group was giving the franchise a name and that was accomplished through a public contest. Thousands of entries were submitted to name the team and 74 fans suggested the winning name, the Boston Patriots. Shortly after the franchise name was chosen, Boston Globe artist Phil Bissell drew a cartoon of a Minuteman preparing to snap a football and owner Sullivan liked the drawing so much that he selected "Pat Patriot" as the team logo. On April 1, 1960, Boston University Field – the former home of the Boston Braves – was selected as the first home of the Boston Patriots.

The organization's first training camp opened on July 4, 1960 at University of Massachusetts at Amherst. Approximately 350 players reported to the opening of camp, including a large contingent from Boston College. This group would be trimmed to 35 for the start of the regular season. The team's first preseason game was held on July 30 and the Patriots defeated the Buffalo Bills 28-7 at War Memorial Stadium Buffalo. Patriots defensive end Bob Dee recovered a fumble during the game and scored the AFL's first touchdown. The first "home" game was held two weeks later before 11,000 fans at Harvard Stadium and the Pats lost 24-14 to the Dallas Texans. The team's regular season home opener came on September 9 and 21,597 fans at Boston University field watched the team lose to the Denver Broncos 13-10.

The 1963 season saw the Patriots move to Fenway Park for home games, where they claimed their first division crown with a 7-6-1 record. The team lost the AFL title game, 51-10, to the San Diego Chargers. A number of Patriots players emerged as stars in the AFL during the 1960s, including wide receiver and kicker Gino Cappelletti, running back Jim Nance, quarterback Babe Parilli, linebacker Nick Buoniconti, defensive linemen Houston Antwine, Bob Dee, Larry Eisenhauer and Jim Lee Hunt and center Jon Morris.

In 1970, after a decade of playing at four different sites, including Boston University Field, Harvard Stadium, Fenway Park and Boston College Alumni Stadium, the Patriots selected Foxboro as the new home of the team. In March 1971, the team was renamed the New England Patriots. On August 15, 1971, the Patriots played their first game at Schaefer Stadium in Foxboro, defeating the New York Giants 20-14 before a crowd of 60,423 in a preseason contest.

In 1976, the Patriots earned a wild-card playoff berth, but lost to the eventual Super Bowl Champion Oakland Raiders, 24-21. In 1978, the Patriots won their first outright division title in franchise history, but lost to the Houston Oilers on Dec. 31 31-14, in the first playoff game ever at Foxboro Stadium. During the 1970s several Patriots were regarded to be among the most outstanding players in the league in their positions, including offensive tackle John Hannah, cornerback Mike Haynes and tight end Russ Francis.

In 1982, Foxboro Schaefer Stadium was renamed Sullivan Stadium in honor of the Patriots owner. In 1985, the Patriots gained a wild-card berth in the playoffs and went on to defeat the New York Jets, Los Angeles Raiders and the Miami Dolphins to win their first AFC Championship and a trip to Super Bowl XX. Unfortunately, the Patriots faced one of the dominant teams of the '80s as the Chicago Bears shuffled to a 46-10 Super Bowl victory. Following that season, Patriot greats John Hannah and Julius Adams retired.

On July 28, 1988, Remington Products, Inc. chief executive office Victor Kiam purchased the Patriots from the Sullivan family and retained the team for four years.

In 1990, the Patriots' home field was renamed Foxboro Stadium and the following season natural grass was installed in the stadium for the first time by the stadium's new owner, Boston businessman Robert K. Kraft. On July 27 1991, Hannah became the first Patriot to be inducted into the Pro Football Hall of Fame in Canton, Ohio.

In 1992, St. Louis businessman James B. Orthwein purchased controlling interest of the Patriots and made some dramatic changes, both on and off the field. In 1993, he hired former New York Giants head coach Bill Parcells and a new coaching staff. In addition, he also made some cosmetic changes that spring with the unveiling of a new Patriots logo and the change of primary colors from red to blue.

On January 21, 1994, Robert K. Kraft became the franchise's fourth owner when he purchased the team from Orthwein, saving the team from a possible move outside of New England. On May 12, 1994, linebacker Andre Tippett moved from the field to the front office when he announced his retirement. That season, the Patriots closed out the season with a seven-game win streak to qualify for their first playoff berth since 1985. The Patriots lost to the Cleveland Browns 20-13 in the wild-card playoff game. In 1995, the Patriots produced three Pro Bowl players, including Rookie of the Year running back Curtis Martin.



## PATRIOTS ALL-TIME ROSTER

**NOTE:** The following list includes players who have accrued at least one season of veteran status. (\*Notes incomplete information for games started.)

AAAAA						
Name	Pos.	#	College	Years	GP	GS
<b>Abrams, Bobby</b>	<b>LB</b>	<b>50</b>	<b>Michigan</b>	<b>1995</b>	<b>9</b>	<b>1</b>
Acks, Ron	LB	51	Illinois	1972-73	28	27
Adams, Bob	TE	80	Pacific	1973-74	24	12
Adams, George	RB	33	Kentucky	1990-91	18	8
Adams, Sam	OG	61	Prairie View	1972-80	119	90
Adams, Julius	DE	85	Texas Southern	1971-77, 79, 85, 87	108	90
Addison, Tom	LB	53	South Carolina	1960-67	14	11*
Agnew, Ray	DE	92	North Carolina State	1990-94	66	37
Alexander, Rogers	LB	91	Penn State	1987	3	2
Allard, Don	QB	12	Boston College	1962	4	NA
Allen, Marvin	RB	39	Tulane	1988-91	37	3
Anderson, Bob	RB	33	Colorado	1975	5	0
Anderson, Darren	CB	25	Toledo	1992	1	0
Anderson, Ralph	S	49	West Texas State	1973	13	11
Antrum, Glenn	WR	48	Connecticut	1989	1	0
Antwine, Houston	DT	65	Southern Illinois	1961-71	58	58
<b>Armstrong, Bruce</b>	<b>OT</b>	<b>78</b>	<b>Louisville</b>	<b>1987-95</b>	<b>132</b>	<b>132</b>
Arthur, Mike	C	65	Texas A&M	1993-94	44	38
Ashton, Josh	RB	31	Tulsa	1972-74	38	20
Atchason, Jack	OE	NA	Western Illinois	1960	1	NA
Atessis, Bill	DE	73	Texas	1971	5	0
Atkinson, Ricky	DB	37	S. Connecticut State	1987	1	0
Avezano, Joe	OC	50	Florida State	1966	3	NA

BBBBB						
Baab, Mike	<b>C</b>	68	Texas	1988-89	31	28
<b>Bahr, Matt</b>	<b>K</b>	<b>3</b>	<b>Penn State</b>	<b>1993-95</b>	<b>32</b>	<b>0</b>
Bailey, Bill	RB	37	Cincinnati	1969	2	0
Bain, Bill	OT	62	Southern Cal	1986	3	0
Baker, Melvin	WR	83	Texas Southern	1975	1	0
Baldinger, Rich	OL	74	Wake Forest	1993	15	15
Ballou, Mike	LB	51	UCLA	1970	14	4
Banks, Willie	G	78	Alcorn A&M	1973	13	1
<b>Barker, Jay</b>	<b>QB</b>	<b>7</b>	<b>Alabama</b>	<b>1995</b>	<b>0</b>	<b>0</b>
Barnes, Bruce	P	3	UCLA	1973-74	23	0
Barnes, Pete	LB	59	Southern University	1976-77	25	18
Barnes, Rodrigo	LB	59	Rice	1974-75	6	0
Barnett, Harlon	S	42	Michigan State	1993-94	30	28
<b>Barnett, Troy</b>	<b>DE</b>	<b>98</b>	<b>North Carolina</b>	<b>1994-95</b>	<b>30</b>	<b>15</b>
Baty, Greg	TE	85	Stanford	1986-87	21	7
Baumann, Charlie	K	8	West Virginia	1991-92	25	0
Bavaro, David	LB	52	Syracuse	1993-94	21	5
Beach, Walter	DB	26/41	Central Michigan	1960-61	18	NA
Beaudoin, Doug	S	27	Minnesota	1976-79	35	20
Beer, Tom	TE	82	Houston	1970-72	42	12
Bell, Bill	K	8	Kansas	1973	3	0
Bellino, Joe	RB	27	Navy	1965-67	35	1*
Bennett, Phil	LB	52	Miami	1960	2	NA
Benson, Mike	WR	86	S. Connecticut State	1987	0	0
Benson, Thomas	LB	53	Oklahoma	1988	12	0
Berger, Ron	DE	88	Wayne State	1969-72	42	23
Beverly, Randy	DB	27	Colorado State	1970-71	20	3
Bianchini, Frank	RB	30	Hofstra	1987	1	0
Biscaha, Joe	OE	34	Richmond	1960	1	NA
Bishop, Richard	NT	64	Louisville	1976-81	7	0
Black, Mel	LB	94	Eastern Illinois	1986-87	6	2
Blackmon, Don	LB	55	Tulsa	1981-87	89	72
Blahak, Joe	CB	21	Nebraska	1976	2	0
Blanchard, Dick	LB	49	Tulsa	1972	14	1
Blanks, Sid	RB	22	Texas A&I	1969-70	28	0
<b>Bledsoe, Drew</b>	<b>QB</b>	<b>11</b>	<b>Washington State</b>	<b>1993-95</b>	<b>44</b>	<b>43</b>
Bleier, Bob	QB	10	Richmond	1987	3	2
Bolton, Ron	DB	27	Norfolk State	1972-75	55	46
Boudreaux, Jim	DE	64	Louisiana Tech	1966-68	12	0*
<b>Bowden, Andre</b>	<b>LB</b>	<b>51</b>	<b>Fayetteville State</b>	<b>1995</b>	<b>0</b>	<b>0</b>
Bowman, Jim	S	28	Central Michigan	1985-89	73	12
Boyd, Greg	S	29	Arizona	1973	2	0
Boyd, Greg	DE	65	San Diego State	1977-78	23	0
Bradshaw, Morris	WR	88	Ohio State	1982	8	5
Bramlett, John	LB	57	Memphis State	1969-70	24	23
<b>Brisby, Vincent</b>	<b>WR</b>	<b>82</b>	<b>NE Louisiana</b>	<b>1993-95</b>	<b>46</b>	<b>40</b>
Briscoe, Marlin	WR	88	Nebraska-Omaha	1976	14	5



## PATRIOTS ALL-TIME ROSTER

Name	Pos.	#	College	Years	GP	GS
Brock, Pete	C	58	Colorado	1976-87	145	66
Brown, Barry	TE-LB	66	Florida	1969-70	21	13
Brown, Bill E.	LB	54	Syracuse	1960	14	NA
<b>Brown, Corwin</b>	<b>S</b>	<b>30</b>	<b>Michigan</b>	<b>1993-95</b>	<b>47</b>	<b>14</b>
Brown, Preston	WR	81	Vanderbilt	1980-1982	14	4
Brown, Roger	S	47	Virginia Tech	1992	16	2
Brown, Sidney	CB	21	Oklahoma	1978	16	0
<b>Brown, Troy</b>	<b>WR/KR</b>	<b>80</b>	<b>Marshall</b>	<b>1993-95</b>	<b>37</b>	<b>0</b>
Brown, Vincent	LB	59	Mississippi Valley St.	1988-95	123	103
Browning, Dave	DE	74	Washington	1983	12	0
Bruney, Fred	DB	33	Ohio State	1960-62	28	NA
Bryant, Hubie	WR	84	Minnesota	1971-72	12	2
Buben, Mark	DL	63	Tufts	1979, 1981	32	4
Bugenhagen, Gary	OT-G	67	Syracuse	1969-70	10	6
Buoniconti, Nick	LB	85	Notre Dame	1962-68	91	20*
<b>Burke, John</b>	<b>TE</b>	<b>85</b>	<b>Virginia Tech</b>	<b>1994-95</b>	<b>32</b>	<b>10</b>
Burks, Steve	WR	82	Arkansas State	1975-77	34	1
Burton, Ron	RB	22	Northwestern	1960-65	69	NA
Butts, Marion	RB	44	Florida State	1994	16	15
Byrd, Dennis	DT	78	North Carolina State	1968	14	14

## CCCCC

<b>Cade, Eddie</b>	<b>S</b>	<b>41</b>	<b>Arizona State</b>	<b>1995</b>	<b>10</b>	<b>0</b>
Cagle, John	DT-LB-G	62	Clemson	1969	6	1
Calhoun, Don	RB	44	Kansas State	1975-81	94	49
Camarillo, Rich	P	3	Washington	1981-87	85	0
Canale, Justin	OG	63	Mississippi State	1965-68	56	14
Canale, Whit	DE	67	Tennessee	1968	13	0
Cappadona, Bob	RB	33	Northeastern	1966-67	27	3
Cappelletti, Gino	WR-K-DB	20	Minnesota	1960-70	152	17
Carey, Brian	WR	81	American International	1987	2	0
Carlson, Jeff	QB	17	Weber State	1992	3	2
Carpenter, Rob	WR	81	Syracuse	1991	8	1
Carter Kent	LB	51	Southern Cal	1974	2	0
Carter, Allen	RB	21	Southern Cal	1975-76	15	0
Carthen, Jason	LB	99	Ohio	1993-94	5	0
Carwell, Larry	DB	41	Iowa State	1969-72	51	38
Cash, Rick	DT	63	N.E. Missouri	1972-73	28	27
<b>Catanzo, Alcides</b>	<b>LB</b>	<b>54</b>	<b>Rutgers</b>	<b>1995</b>	<b>12</b>	<b>0</b>
Cavanaugh, Matt	QB	12	Pittsburgh	1978-82	52	15
Caveness, Ron	LB		Arkansas	1968-69		
Chandler, Al	TE	82	Oklahoma	1976-79	39	6
Chandler, Edgar	LB	50	Georgia	1973	12	11
Chapple, Dave	P	10	UC-Santa Barbara	1974	5	0
Charles, John	DB	25	Purdue	1967-69	39	37
Cheyunski, Jim	LB	50	Syracuse	1968-72	66	55
Childress, Fred	OG	61	Arkansas	1991	15	1
Chilton, Gene	C	63	Texas	1990-92	36	35
Christy, Richard	RB	23	North Carolina	1960	13	NA
Chung, Eugene	OL	69	Virginia Tech	1992-94	34	30
Cindrich, Ralph	LB	55	Pittsburgh	1972	12	3
Clark, Allan	RB	35	Northern Arizona	1979-80	27	0
Clark, Gail	LB	54	Michigan State	1974	8	0
Clark, Phil	DB	22	Northwestern	1971	2	0
Clark, Steve	DE	65	Kansas State	1981	7	0
Clayborn, Raymond	CB	26	Texas	1977-89	178	165
Clayton, Stan	OT	76	Penn State	1990	11	3
Cloutier, Dave	DB	28	Maine	1964	12	NA
<b>Coates, Ben</b>	<b>TE</b>	<b>87</b>	<b>Livingstone</b>	<b>1991-95</b>	<b>80</b>	<b>45</b>
Cobbs, Duffy	DB	43	Penn State	1987	3	0
Coffey, Wayne	WR	83	SW Texas State	1987	3	2
Cohen, Abe	OG	62	Tennessee-Chattanooga	1960	14	NA
Colclough, Jim	WR	81	Boston College	1960-68	124	6
Coleman, Dennis	LB	53	Mississippi	1971	8	0
Coleman, Eric	DB	22	Wyoming	1989	8	0
Coleman, Pat	WR	47	Mississippi	1990	1	0
Collins, Todd	LB	54	Carson-Newman	1992-94	33	19
Collins, Tony	RB	33	East Carolina	1981-87	102	83
<b>Collins, Ferric</b>	<b>DE</b>	<b>92</b>	<b>California</b>	<b>1995</b>	<b>16</b>	<b>4</b>
Colon, Harry	S	40	Missouri	1991	16	14
Colton, George	OT	63	Maryland	1987	3	3
Condon, Tom	OG	63	Boston College	1985	1	0
Conn, Dick	S	22	Georgia	1975-79	45	1
Cook, Marv	TE	85	Iowa	1989-93	80	59
Cooks, Terrence	LB	58	Nicholls State	1989	3	0
Corbett, Steve	OG	62	Boston College	1975	14	0



## PATRIOTS ALL-TIME ROSTER

Name	Pos.	#	College	Years	GP	GS
Corcoran, Jim	QB	15	Maryland	1968	2	0
Corsetti, Rico	LB	93	Bates	1987	2	0
Costict, Ray	LB	55	Mississippi State	1977-79	46	7
Cowan, Larry	RB	44	Jackson State	1982	6	0
Crabtree, Eric	WR	10	Pittsburgh	1971	6	4
Crawford, Elbert	OL	65	Arkansas	1990-91	30	16
Crawford, Jim	RB	30	Wyoming	1960-64	54	NA
Creswell, Smiley	DE	92	Michigan State	1985	0	0
Crittenden, Ray	WR	81	Virginia Tech	1993-94	32	4
<b>Croom, Corey</b>	<b>RB</b>	<b>26</b>	<b>Ball State</b>	<b>1993-95</b>	<b>43</b>	<b>2</b>
Cross, Bob	OT	77	Kilgore C.C.	1960	4	NA
Crouthamel, Jake	RB	34	Dartmouth	1960	2	NA
Crow, Albert	DT	72	William & Mary	1960	3	NA
Crump, George	DE	91	East Carolina	1982-83	0	0
Crump, Harry	RB	31	Boston College	1963	14	NA
Cryder, Bob	OG	75	Alabama	1978-83	75	36
Cudzik, Walt	OC	54	Purdue	1960-63	56	NA
Cunningham, Jay	DB	21	Bowling Green	1965-67	40	1*
Cunningham, Sam	RB	39	Southern Cal	1973-79,81-82	107	94
Currier, Bill	DB	28	South Carolina	1980	16	0
Cusick, Pete	NT	76	Ohio State	1975	13	0

## DDDDD

Damkroger, Maury	LB	51	Nebraska	1974	11	0
Danenbauer, Bill	DE	77	Emporia	1960	3	NA
Davis, Elgin	RB	40	Central Florida	1987-88	9	0
Davis, Greg	K	5	Citadel	1989	9	0
Davis, Jack	OG	65	Maryland	1960	14	NA
Dawson, Bill	TE-DE	NA	Florida State	1965	9	NA
Dawson, Lin	TE	87	N.C. State	1981-90	105	75
Dee, Bob	DE	89	Holy Cross	1960-67	14	14
<b>Dellenbach, Jeff</b>	<b>C</b>	<b>66</b>	<b>Wisconsin</b>	<b>1995</b>	<b>15</b>	<b>5</b>
Delucca, Gerry	OT	74	Middle Tennessee State	1960-64	19	NA
<b>DeDssie, Steve</b>	<b>LB</b>	<b>99</b>	<b>Boston College</b>	<b>1994-95</b>	<b>32</b>	<b>0</b>
DeRiggi, Fed	DT	71	Syracuse	1990	2	0
Dimitroff, Tom	QB	15	Miami (Ohio)	1960	3	NA
Disenzo, Tony	OT	76	Michigan State	1960	5	NA
Doig, Steve	LB	59	New Hampshire	1986-87	6	0
Dombroski, Paul	DB	47	Linfield	1981-84	36	0
Donnalley, Kevin	DB	23	N. Dakota State	1981	1	0
Dorsey, Nate	DE	66	Mississippi Valley St.	1973	2	0
Douglas, David	G	67	Tennessee	1989-90	16	6
Dowling, Brian	QB	14	Yale	1972-73	25	0
Dressler, Doug	RB	44	Chico State	1975	5	0
Dukes, Mike	LB	54	Clemson	1964-65	25	NA
DuLac, Bill	OG	68	Eastern Michigan	1974-75	26	2
Dumler, Doug	OC	58	Nebraska	1973-75	42	3
Dupard, Reggie	RB	21	Southern Methodist	1986-89	37	7
Durko, Sandy	S	22	Southern Cal	1973-74	25	18
Dykes, Hart Lee	WR	88	Oklahoma State	1989-90	26	16

## EEEE

Eason, Tony	QB	11	Illinois	1983-89	72	49
Edmonds, Randy	LB	51	Georgia Tech	1971	14	0
Edwards, Tim	DE	98	Delta State	1992	14	1
Egu, Patrick	RB	33	Nevado-Reno	1989	7	0
Eisenhower, Larry	DE	72	Boston College	1961-69	31	30

## FFFF

Fairchild, Paul	OG	66	Kansas	1984-90	84	38
Falcon, Terry	OG	68	Montana	1978-79	18	0
Farmer, Lonnie	LB	55	Tennessee-Chattanooga	1964-66	31	NA
Farrell, Sean	OG	62	Penn State	1987-90	43	43
Feacher, Ricky	WR	83	Mississippi Valley St.	1976	3	0
Feagles, Jeff	P	6	Miami (Fla.)	1988-89	32	0
Feehery, Gerry	G	63	Syracuse	1989	0	0
Feggins, Howard	CB	36	UNC-Charlotte	1989	11	0
Feldhausen, Paul	OT	66	Northland	1968-69	2	0
Felt, Dick	DB	24	Brigham Young	1962-66	52	NA
Ferguson, Vagas	RB	43	Notre Dame	1980-82	31	21
Flick, Tom	QB	10	Washington	1982	3	0
Flutie, Doug	QB	2	Boston College	1987-89	17	13
Foreman, Chuck	RB	22	Miami (Fla.)	1980	16	0
Forte, Ike	RB	38	Arkansas	1976-77	23	1
Foster, Will	LB	55	Eastern Michigan	1973-74	21	1
Fox, Tim	S	48	Ohio State	1976-81	91	91



## PATRIOTS ALL-TIME ROSTER

Name	Pos.	#	College	Years	GP	GS
Frain, Todd	TE	44	Nebraska	1987	3	2
Francis, Russ	TE	85	Oregon	1975-80, 87-88	92	83
Franklin, Arnold	TE	87	North Carolina	1987	14	0
Franklin, Tony	K	1	Texas A&M	1984-87	62	0
Fraser, Jim	LB-P	NA	Wisconsin	1966	14	NA
Frazier, Charley	WR	81	Texas Southern	1969-70	23	13
Frisch, David	TE	88	Colorado State	1995	2	0
Fryar, Irving	WR	80	Nebraska	1984-92	129	104
Fullington, Darrell	S	29	Miami (Fla.)	1991	5	0
Funchess, Tom	OT	73	Jackson State	1968-70	39	39
Fussell, Tom	DE	83	Louisiana State	1967	12	2

## GGGGG

Gadbois, Dennis	WR	48	Boston	1987-88	5	1
Gallaher, Allen	OT	64	Southern Cal	1974	14	0
Gamble, R.C.	RB	13	South Carolina State	1968-69	27	14
Gambol, Chris	OL	74	Iowa	1990	16	15
Gannon, Chris	DE	91	SW Louisiana	1990-93	36	3
Garcia, Teddy	K	7	NE Louisiana	1988	16	0
Gardin, Ron	WR	37	Arizona	1971	8	0
Garrett, Carl	RB	30	New Mexico Highlands	1969-72	51	42
Garrett, J.D.	RB	32	Grambling State	1964-67	40	0*
Garron, Larry	RB	40	Western Illinois	1960-68	18	12
<b>Gash, Sam</b>	<b>RB</b>	<b>33</b>	<b>Penn State</b>	<b>1992-95</b>	<b>58</b>	<b>22</b>
Geddes, Bob	LB	59	UCLA	1973-75	24	6
Germany, Willie	S	29	Morgan State	1976	10	0
Gibson, Ernest	CB	43	Furman	1984-88	67	14
Gillen, John	LB	54	Illinois	1983	8	0
Gipson, Paul	RB	46	Houston	1973	5	0
<b>Gisler, Mike</b>	<b>G</b>	<b>67</b>	<b>Houston</b>	<b>1993-95</b>	<b>43</b>	<b>5</b>
Gladieux, Bob	RB	24	Notre Dame	1969-72	43	5
Glenn, Vencie	DB	25	Indiana State	1986	4	0
Goad, Tim	NT	72	North Carolina	1988-94	109	105
Gogolak, Charlie	K	7	Princeton	1970-72	26	0
Golden, Tim	LB	59	Florida	1982-84	40	1
Golic, Bob	LB	51	Notre Dame	1979-81	33	12
Gonzalez, Noe	RB	38	SW Texas State	1974	2	0
Gordon, Steve	OL	66	California	1992-93	0	0
Gordon, Tim	S	41	Tulsa	1991-92	21	15
Graff, Neil	QB	15	Wisconsin	1974-75	25	2
Graham, Art	WR	84	Boston College	1963-68	75	17*
<b>Graham, Hason</b>	<b>WR</b>	<b>81</b>	<b>Georgia</b>	<b>1995</b>	<b>10</b>	<b>1</b>
Graham, Milt	OT	70	Colgate	1961-63	28	NA
Granby, John	DB	25	Virginia Tech	1992	0	0
<b>Grant, Rupert</b>	<b>FB</b>	<b>34</b>	<b>Howard</b>	<b>1995</b>	<b>7</b>	<b>1</b>
Graves, White	DB	44	Louisiana State	1965-67	40	0
Gray, Leon	OT	70	Jackson State	1973-78	78	77
<b>Green, David</b>	<b>RB</b>	<b>38</b>	<b>Boston College</b>	<b>1995</b>	<b>2</b>	<b>0</b>
Green, Jerry	RB	45	Georgia Tech	1960	2	NA
Greene, Tom	QB	14	Holy Cross	1960	10	NA
Griffith, Richard	TE	88	Arizona	1993	3	0
Grogan, Steve	QB	14	Kansas State	1975-90	149	131
Guyton, Myron	SS	29	Eastern Kentucky	1994-95	30	30
Guzik, John	NT	97	Ohio	1987	3	2

## HHHHH

Hagen, Halvor	G-DE	62	Weber State	1971-72	26	15
Haggerty, Mike	OT-DE	75	Miami (Ohio)	1971	14	13
Haley, Darryl	OG	68	Utah	1982-84, 86	57	24
Hall, Ron	DB	23	Missouri Valley	1961-67	88	3
Hamilton, Ray	DE	71	Oklahoma	1973-81	132	117
Hammond, Kim	QB	15	Florida State	1969-70	4	0
Hannah, John	OG	73	Alabama	1973-85	183	183
Hanneman, Craig	DE	74	Oregon State	1974-75	20	3
Hansen, Brian	P	10	Sioux Falls	1990	16	0
Hansen, Bruce	RB	24	Brigham Young	1987	6	2
Hare, Eddie	P	8	Tulsa	1979	16	0
Harlow, Pat	OT	77	Southern Cal	1991-95	74	64
Harris, Marshall	DE	78	Texas Christian	1983	6	2
Harris, Rickie	DB	25	Arizona	1971-72	28	21
Harris, Ronnie	WR/KR	84	Oregon	1993-94	5	0
Hartley, Ken	P	7	Catawba	1981	2	0
Harvey, Richard	LB	58	Tulane	1990	16	9
Hasselbeck, Don	TE	80	Colorado	1977-83	86	27
Hauck, Tim	FS	40	Montana	1990	10	0
Hauser, Art	DT	67	Xavier	1960	8	NA
Hawkins, Mike	OLB	59	Texas A&I	1978-81	59	45





## PATRIOTS ALL-TIME ROSTER

Name	Pos.	#	College	Years	GP	GS
Hawkins, Steve	WR	80	Western Michigan	1994	7	0
Hawthorne, Greg	WR-RB	27	Baylor	1984-86	43	11
Hayman, Conway	OG	65	Delaware	1972	0	0
Haynes, Mike	CB	40	Arizona State	1976-82	90	86
Henderson, Jerome	CB	36	Clemson	1991-93	32	10
Hendley, David	DB	28	S. Connecticut State	1987	2	0
Henke, Karl	OT	80	Tulsa	1969	10	7
Hennessey, Tom	DB	30	Holy Cross	1965-66	28	NA
Henson, Luther	NT	70	Ohio State	1982-84	21	2
Herline, Alan	P	6	Vanderbilt	1987	3	0
Herock, Ken	LB	36	West Virginia	1969	6	0
Herron, Mack	RB	42	Kansas State	1973-75	35	20
Hinton, Eddie	WR	82	Oklahoma	1974	9	1
<b>Hitchcock, Jimmy</b>	<b>CB</b>	<b>31</b>	<b>North Carolina</b>	<b>1995</b>	<b>8</b>	<b>0</b>
Hobby, Marion	DE	60	Tennessee	1990-92	42	8
Hodge, Milford	DE	97	Washington State	1986-89	49	8
Hodson, Tommy	QB	13	Louisiana State	1990-92	32	12
Hoey, George	DB	23	Michigan	1972-73	25	18
<b>Holcomb, Sean</b>	<b>LB</b>	<b>60</b>	<b>Texas A&amp;I</b>	<b>1995</b>	<b>0</b>	<b>0</b>
Holloway, Brian	OT	76	Stanford	1981-86	88	77
Holmes, Darryl	FS	41	Ft. Valley State	1987-89	44	3
Holmes, Ernie	NT	63	Texas Southern	1978	3	0
Howard, Bob	CB	24	San Diego State	1975-77	37	15
Howard, David	LB	99	Long Beach State	1991-92	32	15
Huarte, John	QB	7	Notre Dame	1966-67	18	0*
Hubach, Mike	P	6	Kansas	1980-81	21	0
Hudson, Bill	DT	NA	Clemson	1965		NA
Hunt, Jim Lee	DT	79	Prairie View	1960-71	141	55*
Hunt, Kevin	OT	62	Doane	1973	1	0
Hunt, Sam	LB	50	Stephen F. Austin	1974-79	84	82
Hunter, Ivy Joe	RB	45	Kentucky	1991	13	10
Hurst, Maurice	CB	37	Southern	1989-95	104	101
Hutson, Brian	SS	36	Mississippi State	1990	2	0
Hyland, Bob	OC	60	Boston College	1977	3	0

## IIII

Ilg, Ray	LB	45	Colgate	1967-68	28	3
Imhof, Martin	DE	64	San Diego State	1975	5	3
Ingram, Brian	LB	51	Tennessee	1982-85	39	0
Ivory, Horace	RB	23	Oklahoma	1977-81	45	12

## JJJJ

Jackson, Harold	WR	29	Jackson State	1978-81,87	64	62
Jackson, Honor	DB	29	Pacific	1972-73	20	12
Jacobs, Harry	DE-LB	83	Bradley	1960-62	23	NA
Jacobs, Ray	DT	87	Howard Payne	1969	8	5
Jagielski, Harry	DT	73	Indiana	1960-61	19	NA
James, Craig	RB	32	Southern Methodist	1984-88	52	33
James, Roland	SS	38	Tennessee	1980-90	145	122
Janik, Tom	DB-P	21	Texas A&I	1969-71	42	3
Jarostchuk, Ilia	LB	50	New Hampshire	1990	12	1
Jarvis, Ray	WR	87	Norfolk State	1979	7	0
Jenkins, Ed	RB	30	Holy Cross	1974	3	0
Jeter, Gary	DE	99	Southern Cal	1989	14	0
Johnson, Andy	RB	32	Georgia	1974-76, 78-81	94	43
Johnson, Billy	DB	47	Nebraska	1966-69	32	4
Johnson, Damian	OG	68	Kansas State	1990	16	6
Johnson, Daryl	DB	23	Morgan State	1968-71	42	41
Johnson, Ellis	RB	38	S.E. Louisiana	1965-66	28	NA
Johnson, Joe	OE	24	Boston College	1960-61	13	NA
Johnson, Mario	DL	98	Missouri	1993	6	0
Johnson, Preston	RB	48	Florida A&M	1968	3	0
Johnson, Steve	TE	85	Virginia Tech	1988	14	3
<b>Johnson, Ted</b>	<b>LB</b>	<b>52</b>	<b>Colorado</b>	<b>1995</b>	<b>12</b>	<b>12</b>
Jones, Aaron	DE	97	Eastern Kentucky	1993-95	37	1
Jones, Cedric	WR	83	Duke	1982-90	120	37
Jones, Ezell	OT	74	Minnesota	1969-70	15	0
<b>Jones, Mike</b>	<b>DE</b>	<b>96</b>	<b>North Carolina State</b>	<b>1994-95</b>	<b>29</b>	<b>18</b>
Jones, Todd	OL	63	Texas A&M	1993	4	0
Jordan, Shelby	OT	74	Washington (Mo.)	1975,77-82	95	87
Jordan, Tim	LB	93	Wisconsin	1987-89	30	10

## KKKKK

Kadziel, Roin	LB	52	Stanford	1972	14	1
Kapp, Joe	QB	11	California	1970	11	10
Kecman, Dan	LB	NA	Maryland	1970	1	0
Keeton, Durwood	S	29	Oklahoma	1975	12	0
Kerrigan, Mike	QB	19	Northwestern	1983-84	2	0



## PATRIOTS ALL-TIME ROSTER

Name	Pos.	#	College	Years	GP	GS
Key, David	S	26	Michigan	1991	3	0
Khayat, Ed	DT	73	Tulane	1966	14	NA
Kimber, Bill	OE	86	Florida State	1961	4	NA
Kiner, Steve	LB	57	Tennessee	1971, 73	28	28
King, Claude	RB	41	Houston	1962	14	NA
King, Steve	LB	52	Tulsa	1973-81	124	40
Klein, Dick	OT	62	Iowa State	1961-62	24	NA
Knief, Gayle	WR	84	Morningside	1970	3	0
Koontz, Ed	LB	54	Catawba	1968	6	1
Krakau, Merv	LB	53	Iowa State	1978	1	0
<b>Kratch, Bob</b>	<b>G</b>	<b>61</b>	<b>Iowa</b>	<b>1994-95</b>	<b>32</b>	<b>32</b>
Kuehn, Art	OC	78	UCLA	1983	2	0

## LLLLL

LaFreniere, Bill	WR		Northeastern	1987	0	0
Lambert, Dion	DB	28	UCLA	1992-93	30	4
Landry, Anthony	RB	35	Stephen F. Austin	1990	0	0
<b>Lane, Max</b>	<b>OT</b>	<b>68</b>	<b>Navy</b>	<b>1994-95</b>	<b>30</b>	<b>16</b>
Larson, William	RB	34	Western Illinois	1960	1	NA
Lassiter, Ike	DE	87	St. Augustine's	1970-71	19	16
<b>Law, Ty</b>	<b>CB</b>	<b>24</b>	<b>Michigan</b>	<b>1995</b>	<b>14</b>	<b>7</b>
Lawson, Jamie	RB	29	North Carolina State	1990	1	0
Lawson, Odell	RB	32	Langston	1970-71	16	3
LeBlanc, Michael	RB	27	Stephen F. Austin	1987	4	2
Lee, John	DE	66	Nebraska	1981	4	4
Lee, Keith	DB	94	Colorado State	1981-84	54	8
<b>Lee, Kevin</b>	<b>WR</b>	<b>86</b>	<b>Alabama</b>	<b>1994-95</b>	<b>7</b>	<b>2</b>
Lee, Robert	G	60	Missouri	1960	8	NA
Legette, Burnie	RB	35	Michigan State	1993-94	10	0
Lenkaitis, Bill	C	67	Penn State	1971-81	151	119
Leo, Bobby	WR	24	Harvard	1967-68	3	0
Leo, Charlie	OG	63	Indiana	1960-62	34	NA
Lewis, Bill	C	75	Nebraska	1993	7	5
<b>Lewis, Vernon</b>	<b>CB</b>	<b>43</b>	<b>Pittsburgh</b>	<b>1993-95</b>	<b>37</b>	<b>2</b>
Lindquist, Paul	DT	67	New Hampshire	1961	2	NA
Lingner, Adam	OL	66	Illinois	1986	0	0
Linne, Larry	WR	80	Texas-El Paso	1987	3	3
Lippett, Ronnie	DB	42	Miami (Fla.)	1983-88, 90-91	122	111
Livingston, Walt	RB	24	Heidelberg	1960	3	NA
Lockhart, Eugene	LB	51	Houston	1991-92	32	21
Lockwood, Scott	RB	40	Southern Cal	1992-93	4	0
Lofton, Oscar	OE	86	S.E. Louisiana	1960	14	NA
Long, Charlie	G	76	Tennessee-Chattanooga	1961-69	124	17
Long, Mike	OE	87	Brandeis	1960	2	NA
Lott, Billy	RB	32	Mississippi	1961-63	35	NA
Loudd, Rommie	LB	60	UCLA	1961-62	27	NA
Loukas, Angelo	G	66	Northwestern	1970	2	0
Lowery, Nick	K	7	Dartmouth	1978	2	0
Lowry, Orlando	LB	91	Ohio State	1989	2	0
Lunsford, Mel	DE	72	Central State (Ohio)	1973-80	92	74

## MMMMM

Mahoney, John "Butch"	NA		American International	1961		NA
Maitland, Jack	RB	40	Williams	1971-72	27	0
Mallory, Irvin	DB	43	Virginia Union	1971	2	0
Mangiero, Dino	NT	96	Rutgers	1987	2	0
Mangum, John	DT	74	Southern Mississippi	1966-67	28	5*
Marion, Fred	FS	31	Miami (Fla.)	1982-91	144	113
Marsh, Aaron	WR	29	Eastern Kentucky	1968-69	28	16
Marshall, Al	WR	88	Boise State	1974	4	0
<b>Martin, Curtis</b>	<b>RB</b>	<b>28</b>	<b>Pittsburgh</b>	<b>1995</b>	<b>16</b>	<b>15</b>
Martin, Donald	CB	38	Yale	1973	14	2
Martin, Sammy	WR	82	Louisiana State	1988-91	40	1
Mason, Dave	S	28	Nebraska	1973	8	1
Mass, Wayne	OT	75	Miami (Fla.)	1972	6	0
Massey, Jim	CB	47	Linfield	1974-75	15	1
Matich, Trevor	OC	64	Brigham Young	1985-88	26	11
Matthews, Bill	LB	53	South Dakota State	1979-81	48	10
Matthews, Henry	RB	35	Michigan State	1972	3	3
May, Art	DE	71	Tuskegee	1971	11	5
McAlister, James	RB/KR	37	UCLA	1978	16	0
McCabe, Jerry	LB	52	Holy Cross	1987	3	3
McCall, Bob	RB	24	Arizona	1973	8	1
McCarthy, Shawn	P	11	Purdue	1991-92	29	0
McComb, Don	DE	85	Villanova	1960	1	NA
McCray, Prentice	S	34	Arizona State	1974-80	81	65
McCurry, Dave	S	40	Iowa State	1974	2	0



## PATRIOTS ALL-TIME ROSTER

Name	Pos.	#	College	Years	GP	GS
McDougald, Doug	DE	70	Virginia Tech	1980	8	0
McGee, George	OT	75	Southern	1960	14	NA
McGee, Tony	DE	78	Bishop (Texas)	1974-81	119	37
<b>McGinest, Willie</b>	<b>LB</b>	<b>55</b>	<b>Southern Cal</b>	<b>1994-95</b>	<b>32</b>	<b>23</b>
McGovern, Rob	LB	58	Holy Cross	1992	4	0
McGrew, Lawrence	LB	50	Southern Cal	1980-89	98	74
McHale, Joe	LB	55	Delaware	1987	3	0
McKay, Bob	OT	66	Texas	1976-78	39	16
McKinnon, Don	LB	51	Dartmouth	1963-64	17	NA
McMahon, Art	DB	28	N.C. State	1968-72	43	7
McMurtry, Greg	WR	86	Michigan	1990-93	58	41
McNeil, Emmanuel	NT	92	Tennessee-Martin	1989	1	0
McQuay, Leon	RB	31	Tampa	1975	13	0
McSwain, Chuck	RB	32	Clemson	1987	3	1
McSwain, Rod	CB	23	Clemson	1984-90	90	17
<b>Meggett, David</b>	<b>RB</b>	<b>22</b>	<b>Towson State</b>	<b>1995</b>	<b>16</b>	<b>0</b>
Meixler, Ed	LB	NA	Boston	1965	4	NA
Melander, Jon	OG	64	Minnesota	1991	11	3
Mildren, Jack	S	45	Oklahoma	1974	14	10
Millen, Hugh	QB	7	Washington	1991-92	20	20
Miller, Al	RB	32	Boston College	1960	14	NA
Miller, Dan	K		Miami (Fla.)	1982	2	0
Mirich, Rex	DT	76	Northern Arizona	1970	7	1
Mitchell, Leroy	DB	41	Texas Southern	1967-68	28	28
Montler, Mike	OT	64	Colorado	1969-72	53	50
Moore, Arthur	DT	75	Tulsa	1973-77	29	0
Moore, Brandon	OT	70	Duke	1993-95	26	0
Moore, Greg	LB	54	Tennessee-Chattanooga	1987	3	3
Moore, Leroy	DE	61	Ft. Valley State	1961-62	19	NA
<b>Moore, Marty</b>	<b>LB</b>	<b>58</b>	<b>Kentucky</b>	<b>1994-95</b>	<b>32</b>	<b>6</b>
Moore, Steve	OT	67	Tennessee State	1983-87	52	31
<b>Moore, Will</b>	<b>WR</b>	<b>83</b>	<b>Texas Southern</b>	<b>1995</b>	<b>14</b>	<b>12</b>
Morgan, Stanley	WR	86	Tennessee	1977-89	170	165
Morris, Jamie	RB	24	Michigan	1990	5	0
Morris, Jon	OC	56	Holy Cross	1964-74	87	82
Morriss, Guy	OC	75	Texas Christian	1984-87	53	22
Mosier, John	TE	88	Kansas	1973	2	2
Moss, Roland	TE	86	Toledo	1971	14	6
Mowatt, Zeke	TE	81	Florida State	1990	10	0
Murphy, Bill	WR	31	Cornell	1968	6	5
<b>NNNN</b>						
Nance, Jim	RB	35	Syracuse	1965-71	94	66*
Naposki, Eric	LB	49	Connecticut	1988-89	4	0
Neighbors, Billy	OG	73	Alabama	1962-65	56	NA
Nelson, Edmund	DE	65	Auburn	1988	12	1
Nelson, Steve	LB	57	N. Dakota State	1974-87	174	173
Neumann, Tom	RB	36	Northern Michigan	1963	10	NA
Neville, Tommy	OT	77	Mississippi	1965-77	172	114*
Nichols, Bob	TE	87	Boston	1967-68	15	1
<b>0000</b>						
O'Hanley, Ross	DB	25	Boston College	1960-65	63	NA
O'Neill, Pat	P	5	Syracuse	1994-95	24	0
Oakes, Don	OT	71	Virginia Tech	1963-68	27	16
Osley, Willie	CB	37	Illinois	1974	10	4
Outlaw, John	DB	44	Jackson State	1969-72	33	19
Overton, Don	RB	29	Fairmont State	1990	7	0
Owen, Tom	QB	17	Wichita State	1976-81	12	1
Owens, Dennis	NT	98	N.C. State	1982-86	71	44
<b>PPPPP</b>						
Parilli, Babe	QB	15	Kentucky	1961-67	94	11*
Patrick, Mike	P	2	Mississippi State	1975-78	43	0
Patton, Jerry	DE	72	Nebraska	1975	3	3
Pennywell, Carlos	WR	88	Grambling State	1978-81	48	2
Peoples, George	RB	35	Auburn	1983	16	0
Perkins, Willis	OG	NA	Texas Southern	1961	1	NA
Perryman, Robert	RB	34	Michigan	1987-89	41	31
Peterson, Joe	CB	45	Nevada-Reno	1987	3	3
Phillips, Jess	RB	35	Michigan State	1976-77	27	0
Phillpott, Ed	LB	52	Miami (Ohio)	1967-71	68	53
Pickering, Clay	WR	48	Maine	1987	1	0
Pitts, Mike	DE	93	Alabama	1993-94	32	31
Plunkett, Art	OT	70	UNLV	1985, 87	22	1
Plunkett, Jim	QB	16	Stanford	1971-75	61	61
Pool, David	CB	27	Carson-Newman	1991-92	31	17
Pope, Ken	CB	41	Oklahoma	1974	4	0



## PATRIOTS ALL-TIME ROSTER

Name	Pos.	#	College	Years	GP	GS
Porell, Tom	NT	65	Boston College	1987	1	1
Porter, Willie	DB	27	Texas Southern	1968	13	0
Posey, David	K	9	Florida	1978	0	0
President, Andre	TE	88	Angelo State	1995	1	0
Prestridge, Luke	P	17	Baylor	1984	9	0
Price, Kenny	LB	54	Iowa	1971	1	0
Profit, Eugene	DB	22	Yale	1986-88	5	0
Pruett, Perry	DB	39	North Texas State	1971	11	1
Puetz, Garry	OG	77	Valparaiso	1979-81	36	5
Purvis, Vic	WR	31	Southern Mississippi	1966-67	16	0*
Pyne, George	OT	75	Olivet	1965	14	NA

## RRRRR

Rademacher, Bill	WR	33	N. Michigan State	1969-70	27	5
Rakoczy, Gregg	OL	71	Miami (Fla.)	1991-92	21	4
Ramsey, Derrick	TE	88	Kentucky	1983-85	46	23
Ramsey, Tom	QB	12	UCLA	1985-88	21	4
Ratkowski, Ray	RB	23	Notre Dame	1961	1	NA
Ray, Eddie	RB-P	36	Louisiana State	1970	5	1
<b>Ray, Terry</b>	<b>S</b>	<b>23</b>	<b>Oklahoma</b>	<b>1993-95</b>	<b>47</b>	<b>17</b>
Redding, Reggie	OL	70	Cal State-Fullerton	1992	14	14
Reed, Benton	DE	71	Mississippi	1987	3	3
Rehder, Tom	OT	76	Notre Dame	1988-89	32	0
Reilly, Kevin	LB	55	Villanova	1975	4	1
Rembert, Johnny	LB	52	Clemson	1983-92	126	72
Reynolds, Bob	OT	74	Bowling Green	1972-73	20	14
Reynolds, Ed	LB	95	Virginia	1983-91	104	34
<b>Reynolds, Ricky</b>	<b>CB</b>	<b>21</b>	<b>Washington State</b>	<b>1994-95</b>	<b>31</b>	<b>26</b>
Reynolds, Tom	WR	21	San Diego State	1972	12	0
Rice, Rodney	DB	43	Brigham Young	1989	10	0
Richardson, Al	DE	79	Grambling State	1960	3	NA
Richardson, Jesse	DT	75	Alabama	1962-64	42	NA
Richardson, Tom	WR	49	Jackson State	1969-70	15	0
Robbins, Randy	S	48	Arizona	1992	15	15
Roberts, Tim	DE	94	Southern Mississippi	1995	13	12
<b>Roberts, William</b>	<b>G</b>	<b>76</b>	<b>Ohio State</b>	<b>1995</b>	<b>16</b>	<b>11</b>
Robinson, Bo	RB	41	West Texas State	1984	16	1
Robinson, Greg	OT	61	Sacramento State	1987	3	3
Robinson, Junior	CB	27	East Carolina	1990	16	0
Robinson, Rex	K	NA	Georgia	1982	3	0
Robotti, Frank	LB-RB	51	Boston College	1961	12	NA
Rogers, Doug	DE	65	Stanford	1984	12	0
Romaniszy, Jim	LB	53	Edinboro State (Pa.)	1976	11	2
Romeo, Tony	TE	86	Florida State	1962-67	75	0*
Romine, Al	DB	46	Florence State	1961	1	NA
Rowe, Dave	DT	76	Penn State	1971-73	42	33
<b>Rucci, Todd</b>	<b>OG</b>	<b>71</b>	<b>Penn State</b>	<b>1993-95</b>	<b>21</b>	<b>16</b>
Rucker, Reggie	WR	33	Boston	1971-74	43	38
Rudolph, Jack	LB	80	Georgia Tech	1960-65	56	NA
Russell, Leonard	RB	32	Arizona State	1991-93	43	40
Ruth, Mike	NT	65	Boston College	1986-87	8	0

## SSSSS

<b>Sabb, Dwayne</b>	<b>LB</b>	<b>95</b>	<b>New Hampshire</b>	<b>1992-95</b>	<b>57</b>	<b>17</b>
Sacco, Frank	LB	95	Fordham	1987	2	0
Saltz, Lee	QB	12	Temple	1992	0	0
Sanders, John	S	25	South Dakota	1974-76	30	24
Sandham, Todd	OG	72	Northeastern	1987	2	0
Sanford, Rick	FS	25	South Carolina	1979-84	89	53
Saranovitz, Brian	OG	70	New Hampshire	1987	0	0
Sardisco, Tony	OG	64	Tulane	1960-62	40	NA
Satcher, Doug	LB	58	Southern Mississippi	1966-68	28	26
Sawyer, Jon	CB	31	Cincinnati	1987	2	0
Saxon, Mike	P	4	San Diego State	1993	16	0
Scarpito, Bob	WR-P	46	Notre Dame	1968	14	0
Schaum, Greg	DE	76	Michigan State	1978	14	0
Schmidt, Bob	OT	74	Minnesota	1964	14	NA
Scholtz, Bruce	LB	51	Texas	1989	8	2
Schottenheimer, Marty	LB	54	Pittsburgh	1969-70	23	5
<b>Schroeder, Bill</b>	<b>WR</b>	<b>18</b>	<b>Wisconsin-La Crosse</b>	<b>1995</b>	<b>0</b>	<b>0</b>
Schubert, Eric	K	1	Pittsburgh	1987	2	1
Schubert, Steve	WR	87	Massachusetts	1974	8	2
Schwedes, Gerhardt	RB	31	Syracuse	1960-61	7	NA
Scott, Clarence	DB	26	Morgan State	1969-72	43	24
Scott, Willie	TE	88	South Carolina	1986-88	25	2
Sealby, Randy	LB	59	Missouri	1987	2	1
Secules, Scott	QB	10	Virginia	1993	12	4



## PATRIOTS ALL-TIME ROSTER

Name	Pos.	#	College	Years	GP	GS
Sellers, Ron	WR	34	Florida State	1969-71	35	30
Shegog, Ron	SS	42	Austin Peay	1987	3	3
Sherman, Tom	QB-DB	14	Penn State	1968-69	18	7
Shiner, Dick	QB	11	Maryland	1973-74	4	0
Shoate, Rod	LB	56	Oklahoma	1975-81	76	65
Shonta, Chuck	DB	34	Eastern Michigan	1960-67	14	14
Shorts, Peter	DE	90	Illinois State	1989	1	0
Sievers, Eric	TE	85	Maryland	1989-90	24	6
Simerson, John	OT	75	Purdue	1961	10	NA
Sims, Kenneth	DE	77	Texas	1982-89	74	64
Singer, Carl	OT	68	Purdue	1966-68	39	0
Singleton, Chris	LB	55	Arizona	1990-93	33	22
Sisson, Scott	K	9	Georgia Tech	1993	13	0
Skene, Doug	G	74	Michigan	1994	6	6
<b>Slade, Chris</b>	<b>LB</b>	<b>53</b>	<b>Virginia</b>	<b>1993-95</b>	<b>48</b>	<b>37</b>
Smerlas, Fred	NT	76	Boston College	1991-92	32	1
Smith, Connell	DE	65	Southern	1973-74	21	0
Smith, Hal	DT	70	UCLA	1960	10	NA
Smith, John	K	1	Southampton (England)	1974-83	116	0
Smith, Ricky	DB	27	Alabama State	1982-84	26	0
Smith, Rod	DB	22	Notre Dame	1992-94	48	17
Smith, Sean	DE	97	Georgia Tech	1990-91	17	1
Snyder, Al	WR	38	Holy Cross	1964	2	NA
Solitis, Bob	DB	42	Minnesota	1960-61	3	NA
Songin, Ed "Butch"	QB	11	Boston College	1960-61	28	NA
Spears, Ron	DE	78	San Diego State	1982-83	8	1
St. Jean, Lennie	OG	60	N. Michigan	1964-73	140	96*
Stanley, Sylvester	NT	63	Michigan	1994	7	0
Stanley, Walter	WR	81	Colorado	1992	13	0
Starring, Stephen	WR	81	McNeese	1983-87	72	33
Staurovsky, Jason	K	4	Tulsa	1988-91	42	0
Steinfort, Fred	K	5	Boston College	1983	9	0
Stenger, Brian	LB	59	Notre Dame	1973	10	2
Stephens, Calvin	G	68	South Carolina	1992	14	1
Stephens, John	RB	44	NW Louisiana State	1988-92	76	59
Stephens, Tom	DB-TE	45	Syracuse	1960-64	49	NA
Stingley, Darryl	WR	84	Purdue	1973-77	60	53
Stokes, Eric	C-G	78	Northeastern	1987	1	1
Stolberg, Eric	WR	19	Indiana	1971	0	0
Striegall, Bill	LB	72	College of Pacific	1960	5	NA
Studstill, Pat	P	2	Houston	1972	14	0
Sturt, Fred	G	63	Bowling Green	1976-78	29	0
Suci, Bob	DB	21	Michigan State	1963	14	NA
Swanson, Terry	P	36	Massachusetts	1967-68	24	0
Sweet, Joe	WR	81	Tennessee State	1974	4	0
Sykes, Alfred	WR	13	Florida A&M	1971	4	1

## TTTT

Taliaferro, Mike	QB	17	Illinois	1968-71	32	25
Tanner, John	LB-DE	53	Tennessee Tech	1973-74	27	2
Tardits, Richard	LB	53	Georgia	1990-92	27	1
Tarver, John	RB	36	Colorado	1972-74	31	15
Tatupu, Mosi	RB	30	Southern Cal	1978-90	194	22
Taylor, Greg	RB	NA	Virginia	1982	1	0
Taylor, Kitrick	WR	49	Washington State	1989	4	0
Thomas, Ben	DE	99	Auburn	1985	15	0
Thomas, Blair	RB	32	Penn State	1994	3	0
Thomas, Donnie	LB	51	Indiana	1976	3	1
Thomas, Gene	RB	22	Florida A&M	1968	9	4
Thompson, Leroy	RB	36	Penn State	1994	16	1
Thompson, Reyna	CB	21	Baylor	1993	15	6
Timpson, Michael	WR	83	Penn State	1989-94	70	25
Tippett, Andre	LB	56	Iowa	1982-88, 90-93	151	139
Tipton, Dave	NT	60	Western Ilionis	1975-76	12	0
Toler, Ken	WR	82	Mississippi	1981-82	25	0
Toner, Ed	DT	75	Massachusetts	1967-70	26	0
Towns, Bobby	DB	NA	Georgia	1961	2	NA
Trull, Don	QB	19	Baylor	1967	7	3
Tucker, Erroll	DB	21	Utah	1989	5	0
Turner, Bake	WR	40	Texas Tech	1970	14	13
Turner, Bill	DE	74	Boston College	1987	2	0
Turner, Kevin	RB	34	Alabama	1992-94	48	19
Twombly, Darren	C	64	Boston College	1987	1	1

## VVVV

van Eeghen, Mark	RB	34	Colgate	1982-83	24	16
Vataha, Randy	WR	18	Stanford	1971-76	82	44





## PATRIOTS ALL-TIME ROSTER

Name	Pos.	#	College	Years	GP	GS
Vaughn, Jon	RB	24	Michigan	1991-92	32	7
Veris, Garin	DE	90	Stanford	1985-88, 90-91	78	46
Viaene, David	OT	70	Minnesota-Duluth	1989-90	20	8
Villa, Danny	OT	75	Arizona State	1987-91	68	62
Virkus, Scott	DE	70	San Francisco CC	1984	5	0

## WWWWW

Wagner, Bryan	P	9	Cal State-Northridge	1991, 95	8	0
<b>Walker, Bruce</b>	<b>NT/DT</b>	<b>91</b>	<b>UCLA</b>	<b>1994-95</b>	<b>11</b>	<b>4</b>
Walker, Mike	K	12	None	1972	8	0
Ward, David	LB	94	Southern Arkansas	1989	16	0
Washington, Clyde	DB	31	Purdue	1960-61	27	NA
Washington, John	DT	76	Oklahoma State	1993	16	13
Washington, Mark	CB	46	Morgan State	1979	12	0
Washington, Mickey	CB	21	Texas A&M	1990-91	25	4
Watson, Dave	G	67	Georgia Tech	1963-64	28	NA
Weathers, Robt.	RB	24	Arizona State	1982-86	44	6
Weathers, Clarence	WR	82	Delaware State	1983-84	25	0
Webb, Don	DB	42	Iowa State	1961-71	134	60*
Webster, George	LB	90	Michigan State	1974-76	37	25
Weisacosky, Ed	LB	66	Miami (Fla.)	1971-72	28	23
Weishuhn, Clayton	LB	53	Angelo State	1982-84, 86	30	26
Welch, Claxton	RB	43	Oregon	1973	2	1
Wells, Billy	RB	41	Michigan State	1960	12	NA
West, Mel	DB	24	Missouri	1961	4	NA
Westbrook, Don	WR	83	Nebraska	1977-81	71	1
Whalen, Jim	TE	82	Boston College	1965-69	70	27*
Wheeler, Dwight	OT	62	Tennessee State	1978-83	72	39
<b>Whigham, Larry</b>	<b>S</b>	<b>25</b>	<b>NE Louisiana</b>	<b>1994-95</b>	<b>28</b>	<b>0</b>
White, Adrian	S	38	Florida	1993	5	4
White, David	LB	51	Nebraska	1993	6	0
White, Harvey	QB	10	Clemson	1960	9	NA
White, Jeff	K-P	2	Texas El Paso	1973	11	0
White, Jim	DE	87	Colorado State	1972	13	6
<b>White, Reggie</b>	<b>DT/NT</b>	<b>90</b>	<b>North Carolina A&amp;T</b>	<b>1995</b>	<b>16</b>	<b>9</b>
Whittingham, Fred	LB	53	Cal Poly	1970	13	0
Whitten, Todd	QB	15	Stephen F. Austin	1987	1	0
Wichard, Murray	DE	90	Frostburg State	1987	3	0
Wilburn, Steve	DE	99	Illinois State	1987	3	3
William, J.R.	LB-C	55	Louisiana Tech	1968-70	38	2
Williams, Brent	DE	96	Toledo	1986-93	121	102
Williams, Brian	TE		Southern	1982	1	0
Williams, Brooks	TE	80	North Carolina	1983	13	1
Williams, Derwin	WR	82	New Mexico	1985-87	42	1
Williams, Ed	LB	54	Texas	1984-87, 90	62	10
Williams, Jon	RB	44	Penn State	1984	9	0
Williams, Larry	G	75	Notre Dame	1992	13	9
Williams, Lester	NT	72	Miami (Fla.)	1982-85	40	13
Williams, Perry	CB	38	Clemson	1987	3	0
Williams, Toby	DE	90	Nebraska	1983-88	80	56
Wilson, Curtis	OC	75	Missouri	1989	0	0
Wilson, Darrell	DB	47	Connecticut	1981	1	0
Wilson, Darryal	WR	48	Tennessee	1983	9	0
Wilson, David	DB	26	California	1992	1	0
Wilson, Ed	QB	NA	Arizona State	1965	14	NA
Wilson, Jerrel	P	4	Southern Mississippi	1978	14	0
Wilson, Joe	RB	23	Holy Cross	1974	12	0
Wilson, Marc	QB	15	Brigham Young	1989-90	30	10
Windsor, Bob	TE	86	Kentucky	1972-75	48	44
Wirgowski, Dennis	DE	70	Purdue	1970-72	37	36
Witt, Mel	DT	71	Arlington State	1967-70	35	14
<b>Wohlabaugh, Dave</b>	<b>C</b>	<b>64</b>	<b>Syracuse</b>	<b>1995</b>	<b>11</b>	<b>11</b>
Wonsley, George	RB	53	Mississippi State	1989	5	0
Woods, Carl	RB	34	Vanderbilt	1987	2	0
Wooten, Ron	OG	61	North Carolina	1982-88	98	96
Wren, Darryl	CB	27	Pittsburg (Kan.) State	1993-94	33	5
Wright, Elmo	WR	17	Houston	1975	8	4

## YYYYY

<b>Yancy, Carlos</b>	<b>CB</b>	<b>40</b>	<b>Georgia</b>	<b>1995</b>	<b>4</b>	<b>0</b>
Yates, Bob	OT-G-C	50	Syracuse	1960-65	67	NA
Yewcic, Tom	P-QB	14	Michigan State	1961-66	77	NA

## ZZZZZ

Zabel, Steve	LB	54	Oklahoma	1975-78	50	48
Zackery, Tony	FS	25	Washington	1990-91	19	0
Zamberlin, John	LB	54	Pacific Lutheran	1979-82	56	15
Zendejas, Joaquin	K	2	LaVerne (Calif.)	1983	2	0
<b>Zolak, Scott</b>	<b>QB</b>	<b>16</b>	<b>Maryland</b>	<b>1992-95</b>	<b>41</b>	<b>5</b>



## ALL-TIME DRAFT

## 1996

- 1 Terry Glenn, 7, WR, Ohio State
- 2a Lawyer Milloy, 36, DB, Washington
- 2b Choice to Oakland  
(NE trades pick-57th overall for Oakland's 1996 third round selection-76th overall, 1996 fourth-round selection-124th overall and fifth-round selection-149th overall)
- 3a Choice to Kansas City (NE trades pick for Kansas City's 1995 4th round selection, 112 overall--Dave Wohlabaugh)
- 3b Choice to Detroit  
(NE trades pick-76th overall to Detroit for their third round selection-86th overall, fourth-119th overall and sixth round-195th overall selections)
- 3c Tedy Bruschi, 86, LB, Arizona  
(from Detroit in previously mentioned trade)
- 4a Heath Irwin, 101, G, Colorado
- 4b Chris Sullivan, 119, DE, Boston College  
(from Detroit in previously mentioned trade)
- 4c Kantroy Barber, 124, FB, West Virginia  
(from S.F. through Oakland)
- 5a John Elmore, 139, G, Texas
- 5b Christian Peter, 149, DT, Nebraska  
(from Oakland in previously mentioned trade)
- 6a Chris Griffin, 173, TE, New Mexico
- 6b Mario Grier, 195, RB, Tenn.-Chattanooga  
(from Detroit in previously mentioned trade)
- 6c Devin Wyman, 206, DT, Kentucky State  
Compensatory Pick
- 7a Lovett Purnell, 216, TE, West Virginia
- 7b J.R. Conrad, 247, G, Oklahoma  
Compensatory Pick

## 1995

- 1 Ty Law, 23, CB, Michigan
- 2 Ted Johnson, 57, LB, Colorado
- 3a Curtis Martin, 74, RB, Pittsburgh
- 3b Jimmy Hitchcock, 88, CB, North Carolina
- 4 David Wohlabaugh, 112, C, Syracuse  
(from Kansas City for Patriots 1996 third round pick)
- 4 Choice to Pittsburgh (NE trades its pick, 120th overall, to Pittsburgh for RB Leroy Thompson)
- 5 Choice to Houston (NE loses its pick 159th overall by signing restricted free agent DE Tim Roberts)
- 6 Dino Philyaw, 195, RB, Oregon
- 7 Carlos Yancy, 234, CB, Georgia  
(from Cleveland in exchange for the Patriots 231st selection)

## 1994

- 1 Willie McGinest, 4, LB, Southern Cal
- 2 Kevin Lee, 35, WR, Alabama
- 3a Choice to San Diego (NE trades its pick, 70th overall, and its fifth round pick, 137th overall, for San Diego's third round choice, 78th overall, and RB Marion Butts)
- 3b Ervin Collier, 78, NT, Florida A&M  
(from San Diego in trade described earlier)
- 3c Joe Burch, 90, C, Texas Southern  
(from Miami, along with a 1993 draft pick, Todd Rucci, in exchange for WR Irving Fryar)

- 4a Choice to Arizona (NE trades its pick, 107 overall, to Arizona for its fourth round pick from Miami, 121 overall, and its fifth round pick from LA Rams, 135 overall)
- 4b John Burke, 121, TE, Virginia Tech  
(from Miami through Arizona in trade described earlier)
- 5 Choice to San Diego (in trade described earlier)
- 5 Pat O'Neill, 135, P, Syracuse  
(from LA Rams through Arizona in trade described earlier)
- 6a Steve Hawkins, 166, WR, Western Michigan
- 6b Max Lane, 168, OT, Navy  
(from Seattle in the trade for Jon Vaughn)
- 7a Jay Walker, 198, QB, Howard
- 7b Marty Moore, 222, LB, Kentucky  
(from Dallas in exchange for QB Hugh Millen)

## 1993

- 1 Drew Bledsoe, 1, QB, Washington St.
- 2a Chris Slade, 31, LB, Virginia
- 2b Todd Rucci, 51, OL, Penn State  
(from Miami, along with a 1994 draft pick, in exchange for WR Irving Fryar)
- 2c Vincent Brisby, 58, WR, NE Louisiana  
(as a result of the L.A. Raiders passing on their selection in the second round, the Patriots' first selection of the third round reverted to being the 27th pick in the second round)
- 4a Kevin Johnson, 86, NT, Texas Southern
- 4b Corwin Brown, 110, DB, Michigan  
(from Green Bay in exchange for RB John Stephens. The Patriots then traded that pick, 15th in round and 99th overall, to San Diego in exchange for the Chargers' 1993 fourth round, 110th pick and a 1993 fifth round, 138th pick)
- 5a Scott Sisson, 113, K, Georgia Tech
- 5b Richard Griffith, 138, TE, Arizona  
(from San Diego in the above mentioned trade)
- 6 Lawrence Hatch, 142, DB, Florida
- 8 Troy Brown, 198, WR/KR, Marshall

## 1992

- 1 Eugene Chung, 13, OL, Virginia Tech  
(from Dallas, along with a third round pick in 1992, in exchange for Patriots' first round, 19th pick from Atlanta, second round, 37th pick and fourth round, 104th pick from Atlanta)
- 2 Rod Smith, 35, DB, Notre Dame  
(acquired from Phoenix in exchange for Patriots' second round, 46th pick from Atlanta and fourth round, 100th pick from L.A. Raiders in 1991) in 1992
- 3a Todd Collins, 64, LB, Carson-Newman
- 3b Kevin Turner, 71, RB, Alabama  
(acquired from Dallas through Minnesota, along with first round pick in 1992, in exchange for a first round, 19th pick from Atlanta, second round, 37th pick and fourth round, 104th pick from Atlanta in 1992)
- 4a Dion Lambert, 90, CB, UCLA  
(acquired from San Diego in a 1991 draft day trade in exchange for a fifth round, 127th pick from Pittsburgh in 1991)
- 4b Darren Anderson, 93, CB, Toledo
- 5 Dwayne Sabb, 116, LB, New Hampshire  
(acquired from Tampa Bay in a trade during 1991 season in exchange for LB Jesse Solomon)



- 6 Tracy Boyd, 165, OG, Elizabeth City St. (acquired from Detroit, along with seventh round pick in 1992, a 10th round pick in 1992 and a 12th round pick in 1992, in exchange for Patriots' sixth round, 145th pick from Phoenix, in 1992)
- 7a Wayne Hawkins, 176, WR, Southwest St.
- 7b Jim Gray, 194, DT, West Virginia (acquired from Detroit in earlier listed trade)
- 8a Scott Lockwood, 204, RB, Southern Cal. (acquired from Cleveland in exchange for OG Fred Childress)
- 8b Sam Gash, 205, RB, Penn State
- 9 David Dixon, 232, DT, Arizona State
- 10a Turner Baur, 261, TE, Stanford
- 10b Steve Gordon, 277, OC, California (acquired from Detroit in earlier listed trade)
- 11 Mike Petko, 288, LB, Nebraska
- 12 Freeman Baysinger, 333, WR, Humboldt State (acquired from Detroit-- see sixth round details)

## 1991

- 1a Pat Harlow, 11, T, Southern California (Patriots traded their first round selection, 1st pick, for Cowboys' first round selection, 11th pick, and Dallas' second round selection, 41st pick)
- 1b Leonard Russell, 14, RB, Arizona State (choice from Dallas in exchange for Patriots' 1st round, 17th pick acquired from Houston, and Patriots' 1991 4th round, 110th pick, acquired from Buffalo in 1990)
- 2 Jerome Henderson, 41, CB, Clemson (choice from Dallas)
- 2 Calvin Stephens, 56, G, South Carolina
- 4 Scott Zolak, 84, QB, Maryland
- 5a Jon Vaughn, 112, RB, Michigan
- 5b Ben Coates, 124, TE, Livingstone College (choice from L.A. Raiders through Dallas, along with a 4th round pick in 1992, in exchange for Patriots' 1991 4th round selection, 100th pick, acquired from Pittsburgh)
- 6 David Key, 140, CB, Michigan
- 7 Blake Miller, 168, C, Louisiana State
- 8 Harry Colon, 196, SS, Missouri
- 9 O'Neil Glenn, 224, G, Maryland
- 10 Randy Bethel, 251, TE, Miami (Fla.)
- 11a Vincent Moore, 279, WR, Tennessee
- 11b Paul Alsbury, 303, P, SW Texas State (choice from San Diego through the L.A. Raiders, along with a 4th round selection in 1992, in exchange for Patriots' 1991 5th round selection, 127th pick, acquired from Pittsburgh)
- 12 Timothy Edwards, 307, DT, Delta State

## 1990

- 1a Chris Singleton, 8, LB, Arizona (Patriots traded their 1st round, 3rd pick, and 2nd round, 29th pick for Seahawks' two 1st round selections, 8th and 10th picks and Seattle's 3rd round pick)
- 1b Ray Agnew, 10, DE, North Carolina State (choice from Seattle)
- 2 Choice to Seattle
- 3a Tom Hodson, 59, QB, Louisiana State
- 3b Greg McMurtry, 80, WR, Michigan (acquired from Dallas along with Cowboys' 7th round pick, later traded to Buffalo and the Cowboys' 5th round, 120th pick, in exchange for Patriots' 3rd round selection, originally Seattle's, NE's 6th round, 143rd pick, and 8th round, 197th pick)

- 5a Junior Robinson, 110, DB, East Carolina (choice from Washington, along with Redskins' 2nd pick in the 5th rd., which was later traded to Denver, in exchange for Patriots' 4th round, 86th pick)
- 5b Jon Melander, 113, OT, Minnesota
- 5c James Gray, 120, RB, Texas Tech (choice from Dallas)
- 6 Choice to Dallas
- 7 Choice to Buffalo
- 8 Choice to Dallas
- 9 Shawn Bouwens, 226, OG, Nebraska - Wesleyan
- 10 Anthony Landry, 253, RB, Stephen F. Austin
- 11 Sean Smith, 280, DE, Georgia Tech
- 12a Ventson Donelson, 309, DB, Michigan St.
- 12b Blaine Rose, 322, OG, Maryland (choice from Buffalo, along with a 4th round pick in 1991, in exchange for Patriots' two 7th round picks in 1990, one of which came from Dallas)

## 1989

- 1 Hart Lee Dykes, 16, WR, Oklahoma State
- 2 Eric Coleman, 43, DB, Wyoming
- 3a Marv Cook, 63, TE, Iowa (choice from Tampa Bay for Stephen Starring trade of 1988)
- 3b Chris Gannon, 73, DE, S. W. Louisiana
- 4a Maurice Hurst, 96, DB, Southern (from Washington for Patriots fifth-round pick of 1988)
- 4b Michael Timpson, 100, WR, Penn State
- 5 127th pick, sent to Green Bay through Cleveland as part of 1988 trade for Mike Baab
- 6 Eric Mitchel, 166, RB, Oklahoma (Patriots traded their 6th round, 157th pick, for Raiders' 6th round pick, 166, and NE gains Raiders' 8th round, 224th pick)
- 7a Eric Lindstrom, 178, LB, Boston College (from Raiders as part of Brian Holloway trade of 1987)
- 7b (sent to San Diego for Thomas Benson trade of 1988)
- 8a Rodney Rice, 211, DB, Brigham Young
- 8b Tony Zackery, 224, DB, Washington (from Raiders as part of draft-day trade exchanging 6th round picks; originally San Francisco's pick)
- 9a Darron Norris, 241, RB, Texas
- 9b Curtis Wilson, 248, OC, Missouri (from Minnesota for Patriots' 11th-round pick of 1988)
- 10 Emanuel McNeil, 268, NT, Tenn.-Martin
- 11 Tony Hinz, 295, FB, Harvard
- 12 Aaron Chubb, 325, LB, Georgia

## 1988

- 1 John Stephens, 17, RB, Northwestern (La.) St.
- 2 Vincent Brown, 43, LB, Miss. Valley St.
- 3 Tom Rehder, 69, T, Notre Dame
- 4a Tim Goad, 87, NT, North Carolina (from Tampa Bay in exchange for NE's 1987 fifth-round pick)
- 4b Sammy Martin, 97, WR/KR, LSU (from Minnesota in 1987 trade for QB Rich Gannon)
- 4c Teddy Garcia, 100, K, Northeast Louisiana
- 5 Troy Wolkow, 115, G, Minnesota
- 5b Patriots selection #127 traded to Washington in exchange for Redskins' fourth-round choice in 1989
- 6 Steve Johnson, 154, TE, Virginia Tech
- 7 Darryl Usher, 181, WR/KR, Illinois
- 8 Patriots selection #236 to Chicago as part of QB Doug Flutie trade



- 9 Neil Galbranh, 240, CB, Central (Ok.) St.
- 10 Rodney Lossow, 267, C, Wisconsin (from LA Raiders as part of 1987 trade for OT Brian Holloway)
- 11 Marvin Allen, 294, RB, Tulane
- 11b Patriots selection #296 traded to Minnesota in exchange for Vikings' ninth-round choice in 1989
- 12 Dave Nugent, 321, NT, Boston College

## 1987

- 1 Bruce Armstrong, 23, OT, Louisville
- 2 Patriots' selection 51 overall traded to Tampa Bay as part of OT-OG Sean Farrell trade (also 7th and 9th round picks)
- 3a Bob Perryman, 79, RB, Michigan
- 3b Patriots trade 81 overall and 10th round pick, 275 overall, to LA Raiders for Raiders' two fourth round picks, 98 and 102 overall; 81 overall pick originally from Washington for WR Ricky Sanders trade
- 4a Rich Gannon, 98, QB-RB, Delaware
- 4b Derrick Beasley, 102, DB, Winston-Salem
- 4c Tim Jordan, 107, LB, Wisconsin
- 5a Danny Villa, 113, OT, Arizona State (choice from San Diego for DB Vencie Glenn trade)
- 5b Tom Gibson, 116, DE, Northern Arizona (choice from Tampa Bay for Patriots' 6th round pick in 1986)
- 6 Gene Taylor, 163, WR, Fresno State
- 7 Patriots' selection 191 overall traded to Tampa Bay as part of Sean Farrell trade
- 8 Patriots' selection 219 overall traded to Kansas City for TE Willie Scott Patriots' selection 247 overall traded to Tampa Bay as part of OT Sean Farrell trade
- 10 Patriots' selection, 275 overall, and 3rd round pick, 81 overall, traded to LA Raiders for two fourth round picks, 98 and 102 overall
- 11 Carlos Reveiz, 302, K, Tennessee
- 12 Elgin Davis, 330, RB, Central Florida

## 1986

- 1 Reggie Oupard, 26, RB, Southern Methodist
- 2a Mike Ruth, 42, NT, Boston College (choice from Seattle as part of Bob Cryder trade of 1984)
- 2b Vencie Glenn, 54, DB, Indiana State
- 3 Patriots' selection 81 overall forfeited
- 4 Scott Gieselman, 109, TE, Boston College
- 5 Greg Robinson, 137, OL, Sacramento St.
- 6 Patriots' selection 164 overall traded to Tampa Bay for Buccaneers' fifth-round pick in 1987
- 7a Ray McDonald, 187, WR, Florida (choice from San Francisco as part of Matt Cavanaugh trade of 1983)
- 7b Brent Williams, 193, DE, Toledo
- 8 Greg Baty, 220, TE, Stanford
- 9 George Cotton, 248, OG, Maryland
- 10 Cletis Jones, 276, RB, Florida State
- 11 Gene Thomas, 303, WR, U of Pacific
- 12 Don McAulay, 330, K, Syracuse

## 1985

- 1 Patriots' selection 16 overall traded to San Francisco
- 1 Trevor Malich, 28, OC, BYU (choice from San Francisco)
- 2a Garin Veris, 48, DE, Stanford
- 2b Jim Bowman, 52, DB, Central Michigan (choice from LA Raiders part of Mike Haynes deal of 1983)

- 2c Ben Thomas, 56, DE, Auburn (choice from San Francisco)
- 3 Patriots' selection to San Francisco
- 3 Audrey McMillian, 84, DB, Houston (choice from San Francisco)
- 4a Tom Toth, 102, OT, Western Michigan
- 4b Gerard Phelan, 108, WR, Boston College (choice from LA Raiders part of Shelby Jordan deal of 1983)
- 5 Choice to Cincinnati as part of WR Irving Fryar tradeup deal of 1984
- 6 Choice to Philadelphia as part of K Tony Franklin deal of 1984
- 7a Choice to LA Raiders as part of the Mike Haynes deal of 1983
- 7b Choice to LA Raiders
- 8a Choice to Atlanta for DB Rod McSwain (1984)
- 8b Miford Hodge, 224, DE, Washington St. (choice from San Francisco part of Matt Cavanaugh deal of 1983)
- 9 Choice to Pittsburgh for RB/WR Greg Hawthorne (1984)
- 10 Choice to Denver for P Luke Prestridge (1984)
- 11 Paul Lewis, 296, RB, Boston University
- 12 Tony Mumford, 328, RB, Penn State

## 1984

- 1 Irving Fryar, 1, WR, Nebraska
  - 2 Ed Williams, 43, LB, Texas
  - 3 Jonathan Williams, 70, RB, Penn State
  - 5 Paul Fairchild, 124, OG, Kansas
  - 6 Ernest Gibson, 151, DB, Furman
  - 7a Bruce Kallmeyer, 184, K, Kansas
  - 7b Derwin Williams, 192, WR, New Mexico
  - 8 James Keyton, 211, OT, Arizona State
  - 9a Scott Bolzan, 238, OT, Northern Illinois
  - 9b David Windham, 251, LB, Jackson State
  - 11 Charlie Flager, 292, OG, Washington St.
  - 12 Harper Howell, 319, TE, UCLA
- SUPPLEMENTAL DRAFT:
- 1 Ricky Sanders, 16, WR, SW Texas St.
  - 2 Eric Jordan, 43, RB, Purdue
  - 3 Walter Lewis, 70, QB, Alabama

## 1983

- 1 Tony Eason, 15, QB, Illinois
- 2 Darryl Wilson, 47, WR, Tennessee
- 3a Stephan Starring, 74, WR, McNeese St.
- 3b Steve Moore, 80, OG/OT, Tennessee St. (choice from S.D. in FS Tim Fox trade)
- 4 Johnny Rember, 101, LB, Clemson
- 5a Smiley Creswell, 118, DE, Michigan St. (choice from Chicago in LB Rod Shoate trade)
- 5b Darryl Lewis, 128, TE, Texas-Arlington
- 6 Mike Bass, 155, K, Illinois
- 7 Craig James, 187, RB, SMU
- 8 Ronnie Lippett, 214, DB, Miami (FL)
- 9a Ricky Williams, 233, RB, Langston (choice from New Orleans)
- 9b Mark Keel, 240, TE, Arizona
- 10a James Williams, 264, TE, Wyoming (choice from NY Giants in LB Bill Matthews trade)
- 10b Toby Williams, 265, DE, Nebraska (choice from New Orleans)
- 10c Tom Ramsey, 267, QB, UCLA
- 11a Steve Parker, 292, WR, Abilene Christian (choice from New Orleans)
- 11b Calvin Eason, 294, DB, Houston
- 12a Waddell Kelly, 319, RB, Arkansas State (choice from New Orleans)
- 12b Andy Ekern, 326, OT, Missouri



## 1982

- 1a Ken Sims, 1, DE, Texas
- 1b Lester Williams, 27, DT, Miami (FL)  
(choice from San Francisco in TE Russ Francis deal)
- 2a Robert Weathers, 40, RB, Arizona State  
(choice from San Diego in FS Tim Fox deal)
- 2b Andre Tippett, 41, LB, Iowa  
(choice from San Francisco)
- 2c Darryl Haley, 55, OT, Utah  
(choice from San Francisco)
- 3a Cedric Jones, 56, WR/KR, Duke
- 3b Clayton Weishuhn, 60, LB, Angelo State  
(choice from Seattle for RB Horace Ivory)
- 4a George Crump, 85, DE, East Carolina
- 4b Brian Ingram, 111, LB, Tennessee  
(choice from San Francisco in TE Russ Francis deal)
- 5 Fred Marion, 112, DB, Miami (FL)
- 6 Ricky Smith, 141, DB, Alabama State
- 7 Jeff Roberts, 168, LB, Tulane
- 8 Ken Collins, 197, LB, Washington State
- 9 Kelvin Murdock, 224, WR, Troy State
- 10 Brian Clark, 253, K, Florida.
- 11a Used to select WR Chy Davidson of Rhode Island in 1981 supplemental draft.
- 11b Steve Sandon, 296, QB, Northern Iowa  
(choice from NY Giants for DB Bill Currier)
- 12 Greg Taylor, 308, WR/KR, Virginia

## 1981

- 1 Brian Holloway, 19, OT, Stanford
- 2 Tony Collins, 47, RB/KR, East Carolina
- 3 Choice to Minnesota for RB Chuck Foreman.
- 4 Don Blackmon, 102, LB, Tulsa.
- 5 Steve Clark, 130, DE, Kansas State
- 6 Ron Wooten, 157, OG, North Carolina
- 7 Ken Toler, 185, WR, Mississippi
- 8a Ken Naber, 194, P, Stanford  
(choice from New Orleans for OG Sam Adams)
- 8b Lin Dawson, 212, TE, North Carolina St.
- 9 Choice to Detroit for LB Ed O'Neill
- 10 Choice to Cleveland for DE Ernest Pirce
- 11 Brian Buckley, 295, QB, Harvard
- 12 Cris Crissy, 323, DB/KR, Princeton

## 1980

- 1a Roland James, 14, DB, Tennessee.
- 1b Vagas Ferguson, 25, RB, Notre Dame  
(choice from Houston in OT Leon Gray deal)
- 2 Larry McGrew, 45, LB, USC
- 3 Steve McMichael, 73, DT, Texas
- 4 choice to Los Angeles in WR Harold Jackson deal
- 5 Doug McDougald, 124, DE, VPI
- 6a Choice to Cleveland for DE Mike St. Clair
- 6b Preston Brown, 160, WR/KR, Vanderbilt  
(choice from Houston in OT Leon Gray deal)
- 7 Tom Kearns, 180, OG, Kentucky
- 8 Mike House, 208, TE, Pacific
- 9 Barry Burget, 235, LB, Oklahoma
- 10 Tom Daniel, 266, OC, Georgia Tech
- 11 Mike Hubach, 293, P, Kansas
- 12 Jimmy Jordan, 320, QB, Florida State

## 1979

- 1 Rick Sanford, 25, DB, South Carolina
- 2 Bob Golic, 52, LB, Notre Dame  
(choice to Los Angeles in WR Harold Jackson deal)
- 4 Eddie Hare, 106, P, Tulsa
- 5 John Zamberlin, 135, LB, Pacific Lutheran

- 6 (choice to Pittsburgh)
- 7a Judson Flint, 177, DB, Memphis State  
(choice from Washington)
- 7b Choice forfeited
- 8 Randy Love, 216, RB, Houston
- 9 John Spagnola, 245, TE, Yale
- 10a Martin Cox, 270, WR, Vanderbilt  
(choice from Denver)
- 10b Allan Clark, 271, RB, Northern Arizona
- 11 (choice to Washington)
- 12 (choice to Detroit)

## 1978

- 1 Bob Cryder, 18, G, Alabama
- 2 Matt Cavanaugh, 50, QB, Pittsburgh
- 3 Carlos Pennywell, 77, WR, Grambling
- 4 Dwight Wheeler, 02, T, Tennessee State
- 5 Bill Matthews, 129, LB, South Dakota St.
- 6 Kern Coleman, 156, LB, Mississippi
- 7 Mike Hawkins, 188, LB, Texas A&I
- 8a Terry Falcon, 198, G, Montana  
(choice from Buffalo through Philadelphia)
- 8b Mosi Tatupu, 215, RB, Southern Calif.
- 9 Tim Petersen, 242, LB, Arizona State
- 10 Bryan Ferguson, 269, DB, Miami
- 11 Charlie Williams, 296, LB, Florida
- 12 John Gibney, 328, C, Colgate

## 1977

- 1a Raymond Clayborn, 16, DB, Texas  
(choice from San Francisco)
- 1b Stanley Morgan, 25, WR, Tennessee
- 2a Horace Ivory, 44, RB, Oklahoma  
(choice from San Francisco)
- 2b Don Hasselbeck, 52, TE, Colorado
- 3 Sidney Brown, 82, DB, Oklahoma
- 4 Gerald Skinner, 109, T, Arkansas
- 5 (choice to St. Louis)
- 6 (choice to Houston)
- 7 Ken Smith, 192, WR, Arkansas-Pine Bluff
- 8 Brad Benson, 219, G, Penn State
- 9 Jerry Voge, 249, LB, Michigan
- 10a John Rasmussen, 276, T, Wisconsin
- 10b Giles Alexander, 279, DE, Tulsa  
(choice from Oakland)
- 11 Ray Costict, 303, LB, Mississippi State
- 12 Dave Preston, 333, RB, Bowling Green

## 1976

- 1a Mike Haynes, 5, DB, Arizona State
- 1b Pete Brock, 12, C, Colorado  
(choice from San Francisco)
- 1b Tim Fox, 21, DB, Ohio State  
(choice from Houston through San Francisco)
- 2 Ike Forte, 35, RB, Arkansas  
(choice to Chicago)
- 3 (choice to Cleveland through Philadelphia)
- 4 (choice to San Diego)
- 5 (choice to New York Giants)
- 6b Greg Boyd, 170, DE, San Diego State  
(choice to Cincinnati)
- 7a Perry Brooks, 202, DT, Southern  
(choice from Houston)
- 7b (choice to Philadelphia)
- 8a Stu Betts, 235, RB, Northern Michigan  
(choice from Minnesota)
- 9 Doug Beaudoin, 243, DB, Minnesota
- 10 Ricky Feacher, 270, WR, Miss. Valley
- 11 Donnie Thomas, 298, LB, Indiana
- 12 Nathaniel Bell, 325, DT, Tulane
- 13 James Jones, 352, DB, Central Michigan
- 14 David Quehl, 382, WR, Holy Cross
- 15 Bernard Coleman, 409, WR, Bethune-Cookman
- 16 Clifford Brown, 436, DT, Tuskegee
- 17 Todd Anderson, 465, C, Stanford





## 1975

- 1 Russ Francis, 16, TE , Oregon
- 2 Rod Shoate, 41, LB , Oklahoma.
- 3 Pete Cusick, 66, DT , Ohio State.
- 4a Allen Carter, 86, RB , So. California  
(choice from San Diego through Cleveland)
- 4b Steve Burks, 91, WR, Arkansas State
- 5a Steve Grogan, 116, QB, Kansas State
- 5b Steve Freeman, 117, DB , Mississippi St.  
(choice from Philadelphia)
- 6 (choice to Detroit)
- 7 Lawrence Williams, 172, WR , Texas Tech
- 8 (choice to Chicago)
- 9 (choice to Pittsburgh)
- 10 (choice to Pittsburgh)
- 11 Rene Garnett, 272, DB , Idaho State
- 12a Matt Kendon, 297, DT , Idaho State
- 12b Conredge Holloway, 306, QB, Tennessee  
(choice from Washington)
- 13 Joe Harvey, 328, DE , Northern Michigan
- 14 Tom Gossom, 353, WR , Auburn
- 15 Don Clayton, 378, RB , Murray State
- 16 Kerry Marbury, 403, RB , West Virginia
- 17 Myke Horton, 428, T , UCLA

## 1974

- 1 (choice to San Francisco)
- 2a Steve Corbett, 30, G , Boston College  
(choice from Chicago)
- 2b Steve Nelson, 34, LB , North Dakota St.  
(choice to Chicago through Washington)
- 3 (choice to Cincinnati)
- 4 (choice to Pittsburgh)
- 5a Andy Johnson, 113, RB, Georgia
- 5b Charlie Battle, 124, LB-DE, Grambling  
(choice from Washington through NO)
- 6a (Choice to Baltimore)
- 6b Chuck Ramsey, 141, P, Wake Forest  
(choice from Philadelphia)
- 7 (choice to Pittsburgh)
- 7b Maury Damkroger, 178, LB , Nebraska  
(choice from Washington)
- 8 (choice to Chicago)
- 9a Ed McCartney, 209, TE , NE Oklahoma  
(from Houston)
- 9b (choice to Washington)
- 10 (choice to Pittsburgh)
- 11 Archie Gibson, 268, RB, Utah State
- 12 Eddie Foster, 296, T , Oklahoma
- 13 Phil Benett, 321, RB , Boston College
- 14 Cecil Bowens, 346, RB , Kentucky
- 15 Sam Hunt, 374, LB , Stephen F. Austin
- 16 Lucious Selmon, 399, DT , Oklahoma
- 17 Gary Hudson, 424, DB , Boston College

## 1973

- 1a John Hannah, 4, G, Alabama
- 1b Sam Cunningham, 11, RB, Southern Cal  
(choice from Los Angeles)
- 1c Darryl Stingley, 19, WR , Purdue  
(choice from Chicago)
- 2 (choice to Cleveland through N.Y. Giants)
- 3a Brad Dusek, 56, DB , Texas A&M
- 3b Charles Davis, 79, RB, Alcorn A&M  
(choice from Dallas)
- 4 Allen Gallaher, 82, T , So. California
- 5 Doug Dumler, 193, C , Nebraska
- 6 (Choice to New Orleans)
- 7 (Choice to Miami)
- 8 Isaac Brown, 185, RB , W. Kentucky
- 9 David Callaway, 212, T , Texas A&M
- 10 Dan Ruster, 238, DB, Oklahoma
- 11 Homer May, 264, TE, Texas A&M
- 12 Bruce Barns, 290, P, UCLA
- 13 Alan Lowry, 316, DB, Texas
- 14 Raymond Hamilton, 342, LB, Oklahoma
- 15 Conde Pugh, 358, DB, Norfolk State
- 16 Mike Kutter, 394, DE, Concordia
- 17 Eddie McAshan, 418, QB-DB, Georgia Tech

## 1972

- 1a (choice to Minnesota as compensation  
for Joe Kapp)
- 1b Choice from Los Angeles for Phil Olsen  
sent to NY Giants in trade for Fred Dryer
- 2a (choice to Dallas)
- 2b Tom Reynolds, 49, WR, San Diego State  
(choice from Kansas City)
- 3a (choice to Dallas)
- 3b Jim White, 73, DE, Colorado State U.  
(choice from Washington through Los  
Angeles)
- 4 (choice to Dallas)
- 5a (choice to Baltimore)
- 5b Ron Bolton, 124, DB, Norfolk State  
(choice from Oakland)
- 6 (choice to Atlanta through New York Giants)
- 7a Clark Hoss, 165, TE, Oregon State
- 7b John Tarver, 165, RB , Colorado  
(choice from San Diego)
- 8 Steve Beyrle, 195, G, Kansas State
- 9 Mike Kelson, 220, T, Arkansas
- 10 Mel Caraway, 245, DB , N.E. Oklahoma
- 11 Rodney Cason, 269, T, Angelo State
- 12 Steve Booras, 295, DE, Mesa J.C.
- 13 Sam Elmore, 325, DB, E. Michigan
- 14 Ed Rideout, 350, WR, Boston College
- 15 Joel Kilmek, 375, TE, Pittsburgh
- 16 Eric Dahl, 400, DB, San Jose State
- 17 Junior Ah You, 425, LB, Arizona State

## 1971

- 1 Jim Plunkett, 1, QB, Stanford
- 2 Julius Adams, 27, DT, Texas Southern
- 3 (choice to Buffalo through Oakland)
- 4 (choice to Denver)
- 5 Tim Kelly, 105, LB, Notre Dame
- 6 David Hardt, 131, TE , Kentucky
- 7 (choice to Oakland)
- 8 (choice to Buffalo)
- 9 Josh Ashton, 209, RB , Tulsa
- 10 Layne McDowell, 235, T, Iowa
- 11 Dan Schneiss, 251, TE , Nebraska
- 12 John Rodman, 287, T , Northwestern
- 13 Lewis Swain, 313, DB , Alabama A&M
- 14 Alfred Sykes, 339, WR , Florida A&M
- 15 Nick McGarry, 365, TE , Massachusetts
- 16 Jim Zikmund, 391, DB , Kearney State
- 17 Ronald Leigh, 417, DE , Elizabeth City St.

## 1970

- 1 Phil Olsen, 4, DT , Utah State  
(choice to Houston)
- 2 Mike Ballou, 56, LB , UCLA
- 3 Eddie Ray, 83, DB , LSU
- 5 Bob Olson, 107, LB , Notre Dame  
(choice from Miami)
- 6 (choice to Buffalo)
- 7 Odell Lawson, 160, RB , Langston, Okla
- 8 (choice to New York Jets)
- 9 Dennis Wirgowski, 212, DE , Purdue
- 10 Henry Brown, 239, K-WR , Missouri
- 11 Dennis Bramlett, 264, T, Texas-El Paso
- 12 Greg Roero, 291, DT, N. Mex. Highlands
- 13 Ronnie Shelley, 316, DB, Troy State
- 14 Garvie Craw, 343, RB/TE, Michigan
- 15 Kent Schoolfield, 368, WR, Florida A&M
- 16 Otis McDaniel, 395, DE, Tuskegee
- 17 Joe Killingsworth, 420, WR, Oklahoma

## 1969

- 1 Ron Sellers, 6, SE, Florida State
- 2 Mike Montler, 32, G , Colorado
- 3 Carl Garrett, 58, RB , N.M. Highlands



- 4 (choice to Denver through Kansas City)
- 5 Onree Jackson, 110, QB , Alabama A&M
- 6 (choice to Oakland)
- 7 Rick Hackley, 162, T , New Mexico State
- 8 Bob Gladioux, 188, RB , Notre Dame
- 9a Steve Alexakos, 209, G-LB , San Jose St.  
(choice from Buffalo)
- 9b Joe Walker, 214, DE , Albany State
- 10 Dennis Devlin, 240, DB , Wyoming
- 11 Barry Gallup, 266, SE , Boston College
- 12 Richard Lee, 292, DT , Grambling
- 13 Joe Leasey, 318, LB , Alcorn A&M
- 14 John Cagle, 344, LB , Clemson
- 15 Brant Conley, 370, RB-P , Tulsa
- 16 Jim Vuono, 396, LB , Adams State
- 17 George Muse, 472, LB-DB, Grambling

## 1968

- 1 Dennis Byrd, 6, DT, North Carolina State
- 2 Tom Funchess, 32, T , Jackson State
- 3 Aaron Marsh, 60, FL, Eastern Kentucky
- 4 R. C. Gamble, 88, RB , South Carolina St.
- 5 Jim Smithberger, 116, DB , Notre Dame  
(choice to Cincinnati).
- 7 John Schneider, 170, QB , Toledo
- 8 Daryl Johnson, 197, DB , Morgan State  
(choice to Houston)
- 10 John Outlaw, 249, DB , Jackson State
- 11 Paul Feldhausen, 278, T , Northland, Wis.
- 12 James Cheyunski, 305, LB , Syracuse
- 13 Max Huber, 332, T , Brigham Young
- 14 Henry McKay, 358, E , Guilford
- 15 Art McMahan, 385, DB , No. Carolina St.
- 16 Charles Fulton, 413, RB , Tennessee
- 17 Ed Koontz, 440, LB , Catawba

## 1967

- 1 John Charles, 21, DB, Purdue  
(choice to Kansas City).
- 2 (choice to New York Jets).
- 4 Ed Philpott, 101, DE, Miami (Ohio)
- 5 Melvin Witt, 128, DE, Arlington State
- 6 Ron Medlen, 154, DE, SMU
- 7 Robert Leo, 180, HB, Harvard
- 8 Tom Fussell, 206, DT, LSU
- 9 Charlie Thornhill, 232, DB , Michigan St.
- 10 John Runnels, 257, LB , Penn State
- 11 Leroy Mitchell, 283, FL, Texas Southern
- 12 Dave Davis, 310, T, Harvard
- 13 Ray Ilg, 336, LB, Colgate
- 14 Bobby Beard, 361, LB, Auburn
- 15 Tom Folliard, 388, LB, Mississippi State
- 16 Dik Nocera, 414, HB, Southern Conn.
- 17 Bobby Nichols, 440, TE, Boston Univ.

## 1966

- 1a Karl Singer, T, Purdue
- 1b Willie Townes, T, Tulsa
- 2a Jim Boudreaux, T, La. Tech
- 2b Ken Avery, LB , Miss. Southern
- 3a Harold Lucas, T , Mich. State
- 3b Ed Toner, G, U. Massachusetts
- 4a (choice to New York)
- 4b Heath Wingate, T, Bowling Green
- 5a John Mangum, T, Miss. Southern
- 5b Ray Perkins, E, Alabama.
- 6a Dan Irby, T, Louisiana Tech
- 6b Joe Avezzano, G, Florida State
- 7a Jim Battles, T, Southern U
- 7b Brent Caston, DB, Mississippi
- 8a Sam Montgomery, DB, Southern
- 8b Tom Schaefer, RB, Chattanooga
- 9a Doug Satcher, LB, Southern
- 9b Jack White, QB, Penn State
- 10 Dennis Brewster, T, BYU

- 10b Bob Ellis, HB, Massachusetts
- 11 (choice to New York)
- 11b Jay Marion, DB, Wyoming
- 12 Dick Fugere, LB, Cincinnati
- 13 Tom Carr, FB, Bates St.
- 14 Bob Hall, DB, Brown
- 15 Billy Laird, QB, La. Tech
- 16 Buddy Owens, G, Michigan State
- 17 Dick Capp, DE, Boston College
- 18 John Pincavage, E-DB, Virginia
- 19 Joe Novogratz, G, Pittsburgh
- 20 Paul Soule, HB, Bowdoin

## 1965

- 1a Jerry Rush, T, Michigan State
- 1b Dave McCormick, T, LSU
- 2a (Choice to Houston)
- 2b Bob Kowlowski, T, Virginia
- 3a Jim Whalen, E, Boston College
- 3b Bob Cappadonna, FB, Northeastern
- 4a. Ellis Johnson, HB, S.E. Louisiana
- 4b Dick Arrington, G , Notre Dame
- 5a Corwyn Aldredge, E , N.W. Louisiana
- 5b Dennis Smith, DE , Cincinnati
- 6a Justin Canale, G , Mississippi State
- 6b Billy Ezell, DB, LSU
- 7a Tom Neville, T , Mississippi State
- 7b John Hankinson, QB , Minnesota
- 8a Fred Brown, E, Miami
- 8b Beau Colle, DB , LSU
- 9a Bob Malone, T , Louisiana Tech
- 9b Charles Brown, T , Tulsa
- 10 (Choice to Buffalo)
- 10b Dave Hettema, T, New Mexico
- 11a John Frechette, T, Boston College
- 11b Roy Schmidt, G , Long Beach State
- 12a Jim Weatherly, DB, Mississippi
- 12b Leon Stanridge, E, San Diego State
- 13 Charlie Green, QB, Wittenberg
- 14 Jay Cunningham, HB, Bowling Green
- 15 Ted Rodosevitch, G, Cincinnati
- 16 George Pyne, T, Olivet
- 17a White Graves, DB, LSU
- 17b Dave Lee, E, Louisiana Tech
- 18 Ed Meixler, LB, Boston University
- 19 Jim Nance, FB, Syracuse
- 20 Fred Fugazzi, FB, Missouri Valley

## 1964

- 1 Jack Concannon, QB, Boston College
- 2 Jim Kelly, E, Notre Dame
- 3 (choice to Denver)
- 4 Jon Morris, E, Holy Cross
- 5 (choice to San Diego)
- 6 Jim Mazurek, G, Syracuse
- 7 T.W. Alley, T, William & Mary
- 8a J.D. Garrett, HB, Grambling
- 8b Roger Lalonde, T, Muskingum
- 9 Lennie St. Jean, E, N. Michigan
- 10 (choice to Buffalo)
- 11 Jim Barrett, HB , Boston College
- 12 (choice to Kansas City)
- 13 Joe Scarpati, DB , N. Carolina State
- 14 Jim Wilson, T , Georgia
- 15 Tony Gibbons, T , John Carroll
- 16 Pete Pedro, HB , West Texas State
- 17 Gary Wood, QB-HB, Cornell
- 18 Joe Tiller, T , Montana State
- 19 Bill Dawson, E , Florida State
- 20 Lonnie Farmer, LB , Chattanooga
- 21 Tony Lawrence, T , Bowling Green
- 22 Dave Archer, T , Syracuse
- 23 Dave Humenick, T , Notre Dame
- 24 Larry Bartolameci, T , West Virginia
- 25 Bryan Generalovich, E , Pittsburgh
- 26 Dick Niglio, HB , Yale



## 1963

- 1 Art Graham, E, Boston College
- 2 LeRoy Jordan, C, Alabama
- 3 Bob Vogel, T, Ohio State
- 4 Bob Reynolds, T, Bowling Green
- 5 Lou Cioci, G, Boston College
- 6 Sam Silas, T, Southern Illinois
- 7 Dick Williamson, E, Alabama
- 8 Rod Foster, G, Ohio State
- 9 Jim Simon, E, Miami
- 10 Don McKinnon, C, Dartmouth
- 11a Dave Hayes, FB, Penn State  
(choice from Houston)
- 11b Dave Watson, G, Georgia Tech
- 12a Bill Gambrell, HB, South Carolina  
(choice from Buffalo)
- 12b Tim Gauntner, HB, John Carroll
- 13a Dave Adams, T, Arkansas
- 13b Ralph Ferrissi, FB, So. Connecticut
- 14 Whaley Hall, T, Mississippi
- 15 Bob Dentel, C, Miami
- 16 Wes Bryant, T, Arkansas
- 17 Tom Neumann, HB, Michigan
- 18 Dave O'Brien, T, Boston College
- 19 Pat McCarthy, QB, Holy Cross
- 20 Jim Bradshaw, HB, Chattanooga
- 21 Gary Sherman, HB, Bowling Green
- 22 Nate Craddock, FB, Parsons
- 23 Al Snyder, HB, Holy Cross
- 24 Dick Schultz, T, Ohio
- 25 Dennis Gaubatz, G, Louisiana State U
- 26 Jim Tullis, HB, Florida A&M
- 27 Dave Adams, T, Arkansas
- 28 Ron Whaley, HB, Chattanooga
- 29 Dock Kelly, G, Georgia

## 1962

- 1 Gary Collins, E, Maryland
- 2 LeRoy Jackson, HB, W. Illinois
- 3 Sherwyn Thorson, G, Iowa
- 4 (choice to Houston)
- 5 (choice to Dallas)
- 6 John Schopf, T, Michigan
- 7 Benny McRae, HB, Michigan
- 8 Bill Triplett, FB, Miami, Ohio
- 10 John Knight, HB, Valparaiso
- 11 (choice to Buffalo)
- 12 (choice to Oakland)
- 13 Nick Buoniconti, G, Notre Dame
- 14 Chas. Sieminski, T, Penn State
- 15 Gerry Goerlitz, , N. Michigan
- 16 Ken Byers, G, Cincinnati
- 17 Scott Maentz, E, Michigan
- 18 Tom Chandler, T, Florida A&M
- 19 Ron Myers, E, Villanova
- 20 Tom Neck, HB, LSU
- 11 John Traynham, HB, VMI
- 22 Bob Asack, T, Columbia
- 23 Walt Crate, HB, Penn Military
- 24 Don Christman, C, Richmond
- 25 Bob Stem, C, Richmond
- 26 Jim Field, QB, LSU
- 27 Al Gursky, HB, Penn State
- 28 Charles Dickerson, T, Illinois
- 29 Julius Fincke, T, McNeese State
- 30 John L. Finn, T, Louisville
- 31 Mike Ingram, G, Ohio State
- 32 Charles Taylor, HB, Mississippi
- 33 Steve Jastrzembksi, E, Pittsburgh
- 34 Ray Lardani, T, Miami (Fla.)

## 1961

- 1 Tommy Mason, HB, Tulane
- 2 Rip Hawkins, C, North Carolina
- 3 Danny LaRose, E, Missouri
- 4 Mike Zeno, G, Virginia Tech
- 5 Fran Tarkenton, QB, Georgia

- 6 Larry Eisenhower, T, Boston College
- 7 Paul Terhes, QB, Bucknell
- 8 Charles Long, G, Chattanooga
- 9 Roland Lakes, C, Wichita
- 10 Richard Mueller, E, Kentucky
- 11 Mel West, HB, Missouri
- 12 Wayne Harris, C, Arkansas
- 13 Dan Underwood, T, McNeese State
- 14 James Wright, QB, Memphis State
- 15 (choice to Dallas)
- 16 George Balthazar, T, Tennessee A&I
- 17 Ray Ratkowski, HB, Notre Dame
- 18 Tom Rodgers, HB, Kentucky
- 19 Joe Bellino, HB, Navy
- 20 Dan Oakes, G, VPI
- 22 Bob Johnson, E, Michigan
- 23 Darrel DeDecker, C, Illinois
- 24 Don Webb, HB, Iowa State
- 25 Robert Miniham, T, Boston University
- 26 Charles Granger, T, Southern U. (La.)
- 27 Terry Huxhold, T, Wisconsin
- 28 Bryant Harvard, QB, Auburn
- 29 Ernie McMillan, T, Illinois
- 30 George Hulz, T, Mississippi Southern

## 1960

### FIRST SELECTIONS:

- Buddy Allen, HB, Utah State  
 Ron Burton, HB, Northwestern  
 Dale Chamberlain, FB, Miami, O.  
 Henry Christopher, E, SMU  
 Dan Colchicco, E, San Jose State  
 Jack Cummings, QB, North Carolina State  
 James Davis, C, Oklahoma  
 Sarafine Fazio, C, Pittsburgh  
 Max Fugler, C, LSU  
 Jim Gardner, T, Duke  
 James Goodyear, T-G, Wake Forest  
 Dave Harris, HB, Kansas  
 Al Henderson, T, Colorado State  
 James Hickman, T-G, Penn State  
 Robert Krantz, FB, Penn State  
 Joe Kulbacki, HB, Purdue  
 Dee Mackey, E, E. Texas St.  
 Leon Manley, G, W. Texas St.  
 Cliff Manning, T-G, Hardin-Simmons  
 Pete Manning, E, Wake Forest  
 Edward Mazurek, T, Xavier  
 Bell Meglen, G, Utah State  
 Frank Mestnik, FB, Marquette  
 Ron Mix, T, USC  
 Irvin Nikolai, E, Stanford  
 Jim Prestel, T, Idaho  
 Bob Salerno, G, Colorado  
 Gerhardt Schwedes, HB, Syracuse  
 Richard Soergel, QB, Oklahoma St.  
 Larry Wagner, T, Vanderbilt  
 Harvey White, QB, Clemson  
 Tirey Wileman, HB, SMU  
 Gary Wisener, E, Baylor

### SECOND SELECTIONS:

1. Dave Ames, HB, Richmond
2. James Boeke, T/G, Heidelberg
3. Billy Brewer, QB, Ole Miss.
4. Emanuel Congedo, , T/G, Villanova
5. Pat Dye, T/G, Georgia
6. John Farrington, WR, Prairie View
7. Rich Grecni, C, Ohio U.
8. Bud Jones, WR, SMU
9. Don Kacmarek, T/G, North Dakota
10. John Lawrence, T/G, North Carolina St.
11. Ron Maltory, T/G, Purdue
12. Bobby Pate, RB, Presbyterian
13. Jack Rudolph, LB, Georgia Tech
14. Frank Sally, T/G, California
15. Bob Spada, E, Duke
16. Pete Tunney, HB, Occidental
17. Jim Webster, HB, Marquette
18. John Wilcox, T/G, Oregon



## ALL-TIME TRADES

Editor's Note Below is a noncomprehensive list of the Patriots' all-time trades. Many of the early trade dates and information are missing from the Patriots archives. Any additional information that can contribute to making this list more complete would be greatly appreciated. Please contact the Patriots public relations department with any pertinent details to help our department better assist you in future publications.

*\* denotes conditional trades*

### 1960

- Ron Mix (OT) to San Diego for Tom Greene (QB).
- Wray Carlton (FB) to Buffalo for Al Crow (DE).
- 8/25 Gordie Holz (OT) to Denver for Larry Cundiff (C).
- 8/31 Gerhard Schwedes (RB) to NY Titans for Marshall Harris (DB) and Titans seventh round choice in 1961.\*

### 1961

- 4/15 Art Hauser (DT) and Bill Striegel (LB) to Denver for Al Romine (S) and Don King (DE).
- 6/1 Tom Greene (QB) to San Diego for Duane Leopard (LB).
- 10/9 Houston Antwine (G) from Houston for Boston's third round draft choice in 1962.

### 1962

- Ed "Butch" Songin (QB) to NY Titans for Dick Felt (DB).
- Tony Romeo (TE) (and player named later) from Dallas for rights to Bill Hull (E).

### 1963

- Gerry DeLucca (O T) from Kansas City for future draft choice.
- Harry Jacobs (LB) sold to Buffalo.
- Bill Hudson (DT) from San Diego for draft choice.
- Charley Theokas (C) sold to NY Jets.
- Dick Klein (O T) sold to Oakland.

### 1964

- Mack Yoho (DE) from Buffalo for future draft choice.
- Walt Cudzik (C) to Denver in partial payment for draft rights to Jack Concannon (QB).
- Billy Lott (FB) to Denver.
- Bob Schmidt (C/T) from Houston for a draft choice.
- 12/30 Eddie Wilson (QB) acquired from Kansas City for a draft choice and cash.

### 1965

- 12/20 Jim Colclough (WR) and draft rights to Jim Waskiewicz (C) to NY Jets for John Huarte (QB).

### 1966

- 1/15 Players lost to expansion draft (Miami) Billy Neighbors (G), Ross O'Hanley (S), Jack Rudolph (LB), Ed Wilson (QB).
- 1/29 Ron Burton (RB) to Kansas City for Jim Fraser (P).
- 9/6 Jim Colclough (WR) from NY Jets for draft choice.

### 1967

- 10/14 Don Trull (QB) from Houston for draft choice.

### 1968

- 1/15 Players lost to expansion draft (Cincinnati) Joe Bellino (WR), Jim Boudreaux (OT), J.D. Garrett (RB), White Graves (DB), Ron Hall (DB).
- 6/11 Gene Thomas (RB) from Kansas City for Patriots' fourth round choice in 1969.
- 7/20 Babe Parilli (QB) to NY Jets for Myron (Mike) Taliaferro (QB).
- 8/28 Bob Cappadonna (RB) to Buffalo for Bills' ninth round choice in 1969.
- John Williamson (LB) from Oakland for Patriots' sixth round choice in 1969.

### 1969

- 3/24 Leroy Mitchell (CB) and Patriots' second round choice in 1970 to Houston for Sid Blanks (RB), Larry Carwell (CB), Ron Caveness (LB), and Charlie Frazier (WR).



## ALL-TIME TRADES

- 3/24 Nick Buoniconti (LB) to Miami for John Bramlett (LB), Kim Hammond (QB), and Miami's fifth choice in 1970.  
Tom Janik (S) from Buffalo for Patriots' sixth choice in 1970.  
Ezell Jones (DE) from NY Jets for draft choice.

### 1970

- 4/14 Jim Whalen (TE) to Denver for Tom Beer (TE).  
8/31 Ike Lassiter (DE) from Oakland for Patriots' third and seventh round draft choices in 1971.

### 1971

- 2/1 Jim Schmedding (G) from San Diego for Patriots sixth round choice in 1972\*  
7/8 Mike Haggerty (OT) from Pittsburgh for Marty Schottenheimer (LB) and Patriots' 14th round choice in 1972.  
7/13 Phil Olsen (DE) to Los Angeles for Rams' first choice in 1972.  
7/19 Willis Crenshaw (RB) from Denver for Patriots' sixth round choice in 1972.\*  
7/23 Steve Kiner (LB) from Dallas for Patriots' fourth round choice in 1972.  
7/31 Halvor Hagen (DE) and Honor Jackson (WR) from Dallas for Patriots' second and third round choices in 1972 [this deal originally included Duane Thomas (RB) and Carl Garrett (RB)].  
7/31 Richie Moore (OT) from Green Bay for John Bramlett (LB).\*  
8/9 Ara Person (TE) from Pittsburgh for Jim Clack (C).  
9/7 Dave Rowe (DT) from Houston for Tom Funchess (OT).  
9/8 Mike Haffner (WR) from Denver for Patriots' 13th choice in 1972.\*  
9/8 Eddie Ray (RB) to San Diego for Chargers' seventh round choice in 1972.  
9/16 Warren Koegel (C) to Oakland for Raiders' fifth round choice in 1972.  
9/22 Mo Moorman (G) to Kansas City for Chiefs' second round choice in 1972.  
9/27 Ron Gardin (DB) from Baltimore for Patriots' fifth round choice in 1972.  
10/1 Phil Clark (S) from Pittsburgh for Rocky Bleier (RB).  
11/4 Reggie Rucker (WR) acquired from NY Giants (via waivers) for Patriots' sixth round choice in 1972.

### 1972

- 2/1 Fred Dryer from NY Giants for Patriots' first choice in 1972 and their second round draft choice in 1973.  
3/27 Ed Philpott (LB) to San Diego for Chargers' seventh round choice in 1973.  
4/27 Fred Dryer (DE) to Los Angeles for Rick Cash (DT) and Rams' first choice in 1973.  
5/20 Houston Antwine (DT) to Philadelphia for Billy Hobbs (LB).  
6/28 Ron Gardin (DB) to Pittsburgh for Steelers' sixth round choice in 1973.\*  
6/29 Jim Flanigan (LB) from New Orleans for Patriots' sixth round choice in 1973.  
7/14 Ron Sellers (WR) to Dallas for Cowboys' fourth round choice in 1973.  
7/15 Ike Lassiter (DE) to Washington for Baltimore's ninth round choice in 1973\*  
7/19 Bill Atessis (DE) to St. Louis for Cardinals' fifth round choice in 1973.\*  
7/24 Jim Nance (RB) to Philadelphia for Eagles' fourth choice in 1973.\*  
7/31 Eric Crabtree (WR) to Denver for Broncos' seventh round choice in 1973.\*  
7/31 Jim Benien (P) from Detroit for Patriots' fifth round choice in 1973.\*  
7/31 Bob Windsor (TE) from San Francisco for Patriots' first choice in 1974.  
7/31 Clark Hoss (TE) to Cleveland for Browns' seventh round choice in 1973.\*  
8/4 Steve Kiner (LB) to Miami for Bob Griffin (OT).  
8/7 Ernie Holmes (DT) sold to Pittsburgh.  
8/25 Wayne Mass (OT) from Miami for Patriots' seventh round choice in 1973.  
8/29 Greg Slough (LB) from Oakland for future considerations

### 1973

- 1/30 Carl Garrett (RB) to Chicago for Detroit's first round choice in 1973.  
4/19 Jim Cheyuski (LB), Halvor Hagen (DE) and Mike Montler (OT) to Buffalo for Edgar Chandler (LB), Jeff Lyman (LB), and Wayne Patrick (RB).  
5/16 Bob Adams (TE) from Pittsburgh for Patriots' seventh round choice in 1974.  
7/2 Lloyd Voss (DE) from Denver for Patriots' eighth round choice in 1974.\*  
7/3 Herb Adderley (DB) from Dallas for Patriots' 10th choice in 1974.\*  
7/6 Ron Berger (TE) to Buffalo for Ken Lee (LB).  
7/25 Herb Adderley (DB) to Los Angeles for Bill DuLac (G).  
7/25 Jeff Lyman (LB) to Los Angeles for Rams' seventh round choice in 1974.\*  
7/26 Mel Lunsford (DE) from Washington for Patriots' fifth round choice in 1974.  
8/7 John Smith (K) to Pittsburgh for Steelers' 10th choice in 1974.\*





## ALL-TIME TRADES (cont.)

- 8/9 Bill DuLac (G) to Green Bay for Kevin Hunt (OT).
- 8/16 Tom Reynolds (WR), Ken Lee (LB) and Patriots eighth round choice in 1974 to Chicago for Bears' second round and fourth round choices in 1974.
- 8/22 Bill Peterson (LB) from Cincinnati for Patriots' fourth round choice in 1974.
- 8/29 Jerry List (RB) from Oakland for Patriots' 11th round choice in 1984.\*
- 8/29 Henry Matthews (RB) to New Orleans for Saints' fifth round choice in 1974.
- 8/29 Charlie Richards (QB) from Washington for Patriots' ninth round choice in 1974.\*
- 9/3 Ralph Anderson (S) from Pittsburgh for Chicago's fourth round choice in 1974 (through New England)
- 9/6 Brad Dusek (LB) and Patriots' third round choice in 1974 to Washington for Donnel Smith (DE) and Redskins' seventh round choice in 1974.
- 9/10 Dennis Wirgowski (DE) to Philadelphia for Eagles' sixth round choice in 1974.
- 9/10 Brian Stenger (LB) from Pittsburgh for Patriots' 10th round choice in 1974.

### 1974

- 1/29 Dick Gordon (WR) from Green Bay for John Mosier (TE).
- 1/30 Jack Mildren (DB) from Baltimore for Patriots' sixth round choice in 1974.
- 1/30 Steve Kiner (LB) to Houston for Oilers' ninth round choice in 1974.
- 8/7 Archie Pearmon (DE) sold to Detroit.
- 8/13 Don Highsmith (RB) from Atlanta for Patriots' 12th round choice in 1975.
- 8/14 Dave Lewis (P) purchased from Cincinnati.
- 8/14 James Callier (DE) sold to Chicago.
- 8/16 George Webster (LB) from Pittsburgh for Patriots' 10th round choice in 1975.
- 8/23 Dave Rowe (DT) to San Diego for Chargers' sixth round choice in 1975.
- 9/4 Dave Mason (S) to Green Bay for Packers' 10th round choice in 1975.\*
- 9/10 Tony McGee (DE) from Chicago for Patriots' eighth round choice in 1975 and third round choice in 1976.
- 9/11 Craig Hanneman (DE) from Pittsburgh for Patriots' ninth round choice in 1975.

### 1975

- 1/23 John Tarver (RB) to Philadelphia for Eagles' fifth round choice in 1975 and eighth round choice in 1976.
- 1/28 Reggie Rucker (WR) to Cleveland for San Diego's fourth round choice in 1975 (through Cleveland).
- 1/28 Leon Crosswhite (RB) acquired from Detroit for Patriots' sixth round choice in 1975 and Philadelphia's eighth round choice in 1976.
- 1/29 NFL rights to Eddie Foster (OT) traded to Washington Redskins' 12th choice in 1975.
- 2/5 Joe Sweet (WR) to San Diego for past considerations.
- 7/3 Bob Howard (CB) from San Diego for Chargers' fifth round choice in 1976.
- 7/15 Steve Zabel (LB) from Philadelphia for Patriots' fourth and eighth round choices in 1976.
- 7/30 Jon Morris (C) to Detroit for Lions' sixth round choice in 1976.
- 7/31 Josh Ashton (RB) to New Orleans for Saints' seventh round choice in 1976.
- 8/5 Bob Adams (TE) to Houston for Oilers' seventh round choice in 1976.\*
- 8/21 Lawrence Williams (WR) to New Orleans for Saints' eighth round choice in 1976.\*
- 8/21 Leon McQuay (RB) from NY Giants for Patriots' sixth round choice in 1976.
- 8/28 Durwood Keaton (S) from St. Louis for undisclosed future draft choice.
- 9/1 Derrick Williams (DB) from Los Angeles for undisclosed future draft choice.\*
- 9/8 Doug Dressler (RB) from Cincinnati for Patriots' seventh round choice in 1976.

### 1976

- 3/30 Players lost due to NFL expansion draft (to Seattle and Tampa Bay) QB Neil Graff and RB Kerry Marbury to Seattle, (S) Durwood Keaton to Tampa Bay.
- 4/5 QB Jim Plunkett to San Francisco for QB Tom Owen and the 49ers two first round draft choices (one through Houston) in 1976 and the 49ers first and second round choices in 1977.
- 4/8 (CB) Ron Bolton to Cleveland for (OT) Bob McKay.
- 4/9 Doug Cumler (OC) to Minnesota for the Vikings' eighth round draft choice in 1976 and sixth round choice in 1977.
- 4/28 Leon McQuay (RB) to Oakland for the Raiders' 10th round draft choice in 1977.
- 9/6 Marlin Briscoe (WR) from Detroit for sixth round choice in 1977.



## ALL-TIME TRADES (cont.)

### 1977

- 3/11 Joe Blahak (DB) to Minnesota for cash.
- 8/22 Harold Hart (RB) to Washington for conditional draft choice.
- 9/6 John Sanders (DB) to Philadelphia for Eagles' eighth round draft choice (through Buffalo) in 1978.
- 10/4 Arthur Moore (NT) to Cleveland for conditional draft choice.

### 1978

- 8/14 Bob McKay (OT) to Detroit for Jim Mitchell (DE).
- 8/15 Mike Burke (P) from Denver for conditional draft choice.
- 8/16 Harold Jackson (WR) from Los Angeles for the Patriots' third round draft choice in 1979 and their fourth round choice in 1980.
- 8/22 Dave Pureifory (DE) from Pittsburgh for Patriots' sixth round choice in 1979.
- 8/23 Tom Neville (OT) to Denver for Broncos' 10th round choice in 1979.
- 9/13 Bob McKay (OT) from Detroit for Patriots' 12th round choice in 1979.

### 1979

- 8/15 Leon Gray (OT) to Houston for Oilers' first and sixth round draft choices in 1980, plus cash.

### 1980

- 2/7 Mike St. Clair (DE) from Cleveland for Patriots' own sixth round choice in 1980 and Ernest Price (DE) from Cleveland for Patriots' 10th round choice in 1981.
- 4/17 Chuck Foreman (RB) from Minnesota for conditional draft choice in 1981 (third round).
- 7/26 Ed O'Neill (LB) from Detroit for Patriots' ninth round draft choice in 1981.

### 1981

- 4/23 Sam Adams (OG) to New Orleans for Saints' eighth round draft choice in 1981.
- 6/19 Mel Lunsford (DE) to Cincinnati Bengals for cash.
- 8/31 Bill Currier (DB) to New York Giants for Giants' 11th round draft choice in 1982 (used to draft QB Steve Sandon).
- 9/25 Horace Ivory (RB) to Seattle for Seahawks' third round draft choice in 1982 (used to pick LB Clayton Weishuhn).

### 1982

- 4/27 Tim Fox (FS) to San Diego for Chargers' second round draft choice in 1982 (Robert Weathers, RB) and their third round choice in 1983 (Steve Moore, OT).
- 4/27 Russ Francis (TE) and Patriots' 1982 second round draft choice to San Francisco for the 49ers first (Lester Williams, NT), both seconds (Andre Tippett, LB and Darryl Haley, OT) and fourth round (Brian Ingram, LB) draft choices in 1982.
- 4/28 Rod Shoate to Chicago for the Bears' fifth round draft choice in 1983 (Smiley Creswell, DE).
- 5/25 John Lee (DE) to Chicago for conditional undisclosed draft choice.
- 8/2 Bill Matthews (LB) to NY Giants for undisclosed 1982 draft choice (James Williams, TE).
- 8/25 Tom Owen (QB) to Washington for Tom Flick (QB).
- 9/2 Tony McGee (DE) to Washington for a Redskins' middle round choice in 1984.

### 1983

- 9/6 Shelby Jordan (OT) to the Los Angeles Raiders for the Raiders' fourth round choice in 1985.
- 9/13 Don Hasselbeck to the Los Angeles Raiders for Derrick Ramsey (TE).
- 11/11 Mike Haynes (CB) and the Patriots' seventh round choice in 1985 to the Los Angeles Raiders for the Raiders' first round choice in 1984 (traded to Cincinnati along with three other choices for the first overall pick in the 1984 draft, used to draft Irving Fryar) and their second round choice in 1985.

### 1984

- 2/22 Patriots obtain Tony Franklin (K) from Philadelphia for a 1985 sixth round selection (156th pick overall) in which the Eagles drafted Ken Reeves (OT, Texas A&M).



## ALL-TIME TRADES (cont.)

- 7/31 Patriots obtain Seattle's 1986 second round selection (42nd pick overall - Mike Ruth, NT, Boston College) in exchange for Bob Cryder (T).
- 8/20 Patriots obtain Luke Prestridge (P) from Denver for a 1985 10th round selection (269th pick overall - Buddy Funck, QB, New Mexico)
- 8/21 Patriots obtain Greg Hawthorne (WR) from Pittsburgh for a 1985 ninth round selection (242nd pick overall - Andre Harris, DB, Minnesota).
- 8/27 Patriots obtain Rod McSwain (DB) from Atlanta for a 1985 eighth round selection (215th pick overall - Ronnie Washington, LB, N.E. Louisiana).
- 9/11 Patriots obtain 1984 seventh round selection (192nd overall - Derwin Williams, WR, New Mexico) for Ricky Smith (CB).

### 1985

- 4/30 Patriots obtain 1985 first, second, and third round selections from San Francisco and draft Trevor Matich (C, BYU, 28th pick overall), Ben Thomas (DE, Auburn, 56th pick overall), and Audrey McMillian (DB, Houston, 84th overall) in exchange for New England's 1985 1st and third round selections, where the 49ers drafted Jerry Rice (WR, Mississippi Valley St., 16th pick overall) and Ricky Moore (RB, Alabama, 75th pick overall).
- 5/18 Patriots obtain L.A. Raiders 1985 second round selection (52nd pick overall - Jim Bowman, DB, Central Michigan) as final compensation for the Mike Haynes deal in 1983.
- 7/2 Patriots obtain undisclosed 1986 draft pick from Indianapolis for Tim Golden (LB, Florida).
- 5/1 Patriots obtain L.A. Raiders 1985 fourth round selection (108th pick overall - Gerard Phelan, WR, Boston College) as final compensation for the Shelby Jordan trade in 1983.

### 1986

- 4/29 Patriots obtain Tampa Bay's 1987 fifth round selection (116th pick overall - Tom Gibson, TE, Northern Arizona) in exchange for New England's 1986 sixth round selection (165th pick overall - Kevin Walker, DB, East Carolina).
- 7/22 Patriots obtain Willie Scott (TE) from Kansas City for a 1987 eighth round selection (218th pick overall - Michael Clemons, RB, William & Mary).
- 8/11 Patriots obtain Washington's 1987 third round selection (81st pick overall) for the rights to Ricky Sanders (WR).
- 9/29 Patriots obtain San Diego's fifth round selection (through Tampa Bay) and draft Danny Villa (113th pick overall) in exchange for Vencie Glenn (CB).

### 1987

- 2/19 Patriots obtain Sean Ferrell (OG) from Tampa Bay for their 1987 second, seventh and ninth round selections. Tampa drafted Don Smith (RB, Mississippi, 51st pick overall), Harry Swayne (DE, Rutgers, 190th pick overall), and Greg Davis (P, Citadel, 246th pick overall).
- 5/6 Patriots obtain Minnesota's 1988 fourth round selection (97th overall - Sammy Martin, WR/KR, LSU) in exchange for Rich Gannon (QB).
- 7/27 Patriots obtain Tampa Bay's 1988 fourth round selection (87th pick overall - Tim Goad, NT, North Carolina) in exchange for Darryl Haley (T).
- 8/17 Patriots obtain Jim Romano (C) from Houston for an undisclosed future draft choice in 1988.
- 9/2 Patriots obtain a 10th round draft choice in 1988 from the L.A. Raiders (267th pick overall - Rodney Lossow, C, Wisconsin) in exchange for Brian Holloway (T).
- 10/13 Patriots obtain Doug Flutie (QB) from Chicago in exchange for their 1988 eighth round selection (208th pick overall - David Tate, DB, Colorado).

### 1988

- 4/24 Patriots obtain Minnesota's 1989 ninth round selection (248th pick overall - Curtis Wilson, OC, Missouri) for their 1988 11th round selection (296th pick overall - Norman Floyd, DB, South Carolina).
- 4/24 Patriots obtain Washington's 1989 fourth round selection (96th pick overall) and draft Maurice Hurst (DB, Southern) in exchange for their 1988 fifth round selection (127th pick overall - Carl Mims, DB, Sam Houston St.).
- 4/25 Patriots obtain Minnesota's 1989 ninth round selection (247th pick overall - Curtis Wilson, OC, Missouri) in exchange for their 1988 11th round selection (296th pick overall - Norman Floyd, DB, South Carolina).
- 8/16 Patriots obtain Tony Stephens (NT) from New Orleans for a future draft choice.



## ALL-TIME TRADES (cont.)

- 8/22 Patriots obtain Thomas Benson (LB) from San Diego in exchange for their 1989 seventh round selection (183rd pick overall - Marion Butts, RB, Florida State).
- 8/26 Patriots obtain Tampa Bay's 1989 third round selection (63rd pick overall - Marv Cook, TE, Iowa) in exchange for Stephen Starring (WR).
- 8/29 Patriots obtain Mike Baab (C) from Cleveland in exchange for their 1989 fifth round selection (127th overall - Vince Workman, RB, Ohio State).

### 1989

- 4/23 Patriots obtain L.A. Raiders 1989 sixth (165th pick overall - Eric Mitchel, RB, Oklahoma) and eighth round selections (223rd pick overall - Tony Zackery, DB, Washington) in exchange for the Patriots' 1989 sixth round selection (156th pick overall - Doug Lloyd, RB, N. Dakota State).
- 4/26 Patriots obtain Monte Robbins (P) from Washington for a 1990 fourth round selection (86th pick overall - Cary Conklin, QB, Washington).

### 1990

- 4/22 Patriots obtain two 1990 first round selections from Seattle (eighth overall - Chris Singleton, LB, Arizona and 10th overall - Ray Agnew DE, North Carolina State) in exchange for their 1990 first round selection (third pick overall - Cortez Kennedy, DT, Miami) and their second round selection (29th pick overall - Terry Wooden, LB, Syracuse).
- 4/22 Patriots obtain Buffalo's 1990 fourth and 12th round selections (322nd pick overall - Blaine Rose, OG, Maryland) in exchange for two of their seventh round picks in 1990 (one of which came from Dallas).
- 4/22 Patriots obtain Dallas' 1990 third and fifth round selections (80th overall - Greg McMurtry, WR, Michigan and 120th pick overall - James Gray, RB, Texas Tech) in exchange for their third (originally Seattle's) sixth, and eighth round selections.

### 1991

- 4/20 Patriots obtain Dallas' 1991 first round (11th overall - Pat Harlow, T, Southern Cal) and second round selections (41st overall - Jerome Henderson, CB, Clemson) plus veterans Ron Francis (CB), David Howard (LB), and Eugene Lockhart (LB) all in exchange for New England's 1991 first round selection (first pick overall - Russell Maryland, DT, Miami).
- 4/21 Patriots obtain Houston's first round selection (17th pick overall - later traded) in exchange for their 1991 second round selection (28th pick overall) and fourth round selection (101st pick overall).
- 4/21 Patriots obtain Dallas' first round selection (14th pick overall, through New Orleans) and draft Leonard Russell (RB, Arizona State) in exchange for their first round selection (17th pick overall, acquired from Houston) and for New England's 1991 fourth round selection (110th pick overall, through Buffalo). Dallas drafted Kevin Harris (DE, Texas Southern).
- 4/22 Denver's fourth round choice in 1991 from New England to Pittsburgh for the Steelers' fourth and fifth round choices in 1991. Pittsburgh selected defensive back Sammy Walker (Texas Tech). New England traded Pittsburgh's fourth-round choice in 1991 to the L.A. Raiders for Dallas' fifth round choice in 1991 and the Raiders' fourth round choice choice in 1992. The Raiders selected Raghib Ismail (Notre Dame). New England selected TE Ben Coates (Livingstone).
- 4/22 Patriots obtained San Diego's 1991 11th round selection (303rd pick overall, through the L.A. Raiders), draft Paul Asbury (P, S.W. Texas State), and a 1992 fourth round selection (90th pick overall) where the Patriots drafted Dion Lambert (DB, UCLA) in exchange for a 1991 fifth round selection (127th pick overall, acquired from Pittsburgh earlier in the draft). San Diego drafted Floyd Fields (DB, Arizona State).
- 9/17 Patriots obtain Jesse Solomon (LB) from Dallas for a future draft choice.
- 9/18 Patriots obtain Tampa Bay's 1992 fifth round selection (116th pick overall - Dwayne Saab, LB, New Hampshire) in exchange for Jesse Solomon (LB).

### 1992

- 4/26 Patriots obtain Dallas' 1992 first (13th pick overall - Eugene Chung, OL, Virginia Tech) and third round selections (71st pick overall - Kevin Turner, FB, Alabama) in exchange for their 1992 first (19th pick overall - Tony Smith, RB, Dallas traded to Atlanta), second (37th pick overall - Darren Woodson, CB,



## ALL-TIME TRADES (cont.)

Arizona State), and their fourth round selections (104th pick overall, Dallas traded to Atlanta who drafted Franki Smith, DB, Baylor).

- 4/26 Patriots obtain Phoenix's 1992 second round selection (35th pick overall - Rod Smith, CB, Notre Dame) in exchange for their second (37th pick overall, from Atlanta - Tony Sacca, QB, Penn State) and fourth round selections (100th pick overall, from the L.A. Raiders - Michael Bankson (NT, Sam Houston State).

### 1993

- 3/30 Patriots obtain a 1993 fourth round selection (99th overall) from Green Bay in exchange for RB John Stephens.
- 4/1 Patriots obtain Miami's 1993 second round selection (51st pick overall - Todd Rucci, G, Penn State) and a 1994 third round selection (90th pick overall, Joe Burch, C, Texas Southern) in exchange for Irving Fryar (WR).
- 4/26 Patriots obtain San Francisco's 1993 fourth and fifth round selections (110th and 138th picks overall) and draft Corwin Brown (S, Michigan) and Richard Griffith (TE, Arizona) in exchange for a 1993 fourth round selection (99th pick overall, acquired from Green Bay in a trade for John Stephens). San Diego drafted Lewis Bush (LB, Washington State).
- 4/26 Patriots obtain Adrian White (DB) from Green Bay for a conditional 1994 seventh round selection (184th pick overall). Green Bay traded their selection to Denver who in turn drafted Butler By'Not'e (RB, Ohio State).
- 4/26 Patriots obtain Dallas' 1994 seventh round selection (222nd pick overall - Marty Moore, LB, Kentucky) in exchange for Hugh Millen (QB).
- 8/16 Patriots obtain George Williams (NT) from Cleveland for Rob McGovern (LB).
- 8/26 Patriots obtain Seattle's 1994 sixth round selection (168th pick overall - Max Lane, OT, Navy) for Jon Vaughn (RB).

### 1994

- 4/25 Patriots acquire running back Marion Butts and a third round draft choice (78th overall - Ervin Collier, NT, Florida A&M) from the San Diego Chargers in exchange for the Patriots' third (70th overall - Andre Coleman) and fifth round selections (137th overall - Aaron Laing).
- 4/25 Patriots acquire a fourth (121st overall - John Burke, TE, Virginia Tech) and a fifth round selection from Arizona in exchange for the Patriots' fourth round selection (107th overall - Perry Carter).
- 8/10 Patriots obtain RB Leroy Thompson from the Pittsburgh Steelers for the Patriots 1995 fourth-round selection (120th overall - Oliver Gibson).

### 1995

- 4/23 Patriots acquire Kansas City's 1995 fourth-round choice (112th overall - David Wohlabough, C, Syracuse) for the Patriots' 1996 third-round selection.
- 4/23 Patriots obtain a seventh-round pick (234th overall - Carlos Yancy, CB, Georgia) from Cleveland for their seventh-round selection (231st overall - A.C. Tellison).
- 8/11 Patriots obtain TE Jeff Wilner and WR Bill Schroeder from Green Bay for C Mike Arthur.
- 8/27 Patriots acquire DE Ferric Collons in a trade with Green Bay for past considerations.

### 1996

- 4/17 Patriots receive Oakland's 1996 second-round choice (57th overall - later traded back to Raiders, see next trade) for T Pat Harlow.
- 4/20 Patriots receive a 1996 third-round choice (76th overall - later traded to Detroit, see next trade), 1996 fourth-round choice (124th overall - Kantroy Barber, FB, West Virginia) and 1996 fifth-round choice (149th overall - Christian Peter, DT, Nebraska) from the Oakland Raiders for the Patriots' 1996 second-round selection (the pick was acquired from the Raiders on 4/17/96).
- 4/20 Patriots acquire Detroit's 1996 third-round selection (86th overall - Tedy Bruschi, LB, Arizona), 1996 fourth-round selection (119th overall - Chris Sullivan, DE, Boston College) and 1996 sixth-round selection (195th overall - Marrio Grier, FB, Tenn.-Chattanooga) for the Patriots' 1996 third-round selection (76th overall - the pick was obtained from the Raiders earlier on 4/20/96).





## FREE AGENCY COMINGS AND GOINGS

The advent of unrestricted free agency has created a tremendous amount of player movement in recent years. The trend began in 1989, when the NFL owners and the NFL Players Association agreed on Plan B free agency, which allowed "unprotected players" the freedom to sign with any NFL club. The current Collective Bargaining Agreement went into effect on May 6, 1993 and continues through the 1999 season. Below are some definitions of three categories of free agency.

**Unrestricted Free Agent:** Any player with five or more accrued seasons shall become an unrestricted free agent when his contract expires. Such a player is free to negotiate with any club. Other clubs may sign an unrestricted free agent without penalty or restrictions.

**Restricted Free Agent:** Any player with three or more accrued seasons, but less than five accrued seasons shall become a restricted free agent when his contract expires. Such a player is free to negotiate and sign with any club. If a restricted free agent is lost to another team, compensation is due to the original team. (Compensation is subject to a variety of restrictions which are outlined in the Collective Bargaining Agreement).

**Negotiating Rights of Players with less than Three Accrued Seasons:**

Any veteran player with less than three accrued seasons whose contract has expired may negotiate or sign only with his prior club if a tender is offered on or before March 1. If the club does not offer a tender by this date, the player shall be completely free to negotiate and sign with any other club.

Since the current CBA took effect in 1993, the Patriots have signed 20 players and only lost nine. Below are the year-by-year comings and goings. All players listed are unrestricted free agents unless otherwise indicated (see notes at the bottom of the page).

## FREE AGENTS SIGNED

## 1996 (8)

Monty Brown (R) ... LB	Buffalo
Willie Clay ..... S	Detroit
Shawn Jefferson+ . WR	San Diego
Michael McGruder .. CB	Tampa Bay
Rich McKenzie* ..... LB	Baltimore
Pio Sagapolutele .... DT	Baltimore
Larry Tharpe ..... T	Arizona
Tom Tupa ..... P	Baltimore
Mark Wheeler ..... DT	Tampa Bay

## 1995 (6)

Bobby Abrams ..... LB	Minnesota
Jeff Dellenbach ..... C	Miami
Jon Hand ..... DE	Indianapolis
David Meggett ..... RB	NY Giants
Tim Roberts (R) .... DE	Houston
Reggie White* ..... NT	San Diego

## 1994 (6)

Steve DeOssie ..... LB	NY Jets
Myron Guyton ..... CB	NY Giants
Bob Kratch ..... G	NY Giants
Mike Jones* ..... DE	Arizona
Ricky Reynolds ..... CB	Tampa Bay
Blair Thomas ..... RB	NY Jets

## FREE AGENTS LOST

## 1996 (2)

Tim Roberts ..... DE	(No Team)
Bryan Wagner ..... P	(No Team)

## 1995 (6)

Ray Agnew ..... DE	NY Giants
Harlon Barnett ..... S	Minnesota
David Bavaro* ..... LB	New Orleans
Tim Goad ..... NT	Cleveland
Michael Timpson . WR	Chicago
Kevin Turner (R) .... FB	Philadelphia

## 1994 (3)

Greg McMurtry ... WR	L.A. Rams
Leonard Russell+ .. RB	Denver
Brent Williams ..... DE	Seattle



## "PLAN B" FREE AGENCY COMINGS AND GOINGS

### FREE AGENTS SIGNED

#### 1993 (8)

Mike Farr .....	WR	Detroit
Aaron Jones .....	DE	Pittsburgh
Mike Pitts .....	DE	Philadelphia
Leon Seals .....	DT	Philadelphia
Scott Secules .....	QB	Miami
Reyna Thompson ...	CB	NY Giants
Steve Trapilo .....	G	New Orleans
John Washington ...	DE	Atlanta

#### 1992 (5)

Scott Bowles .....	G	49ers
Alex Johnson .....	WR	Houston
Rob McGovern .....	LB	Pittsburgh
Randy Robbins .....	S	Denver
Larry Williams .....	G	Saints

#### 1991 (3)

Ivy Joe Hunter .....	FB	Colts
Victor Jones .....	RB	Houston
Hugh Millen .....	QB	Atlanta

#### 1990 (10)

George Adams .....	RB	NY Giants
Chris Gambol .....	OT	Detroit
Chris Gannon .....	DE	San Diego
Ernest Gibson .....	CB	Miami
Richard Harvey .....	LB	Buffalo
Ilia Jarostchuk .....	LB	Phoenix
Damian Johnson .....	T	NY Giants
Jamie Morris .....	RB	Washington
Zeke Mowatt .....	TE	NY Giants
Bob White .....	C	Dallas
Tony Zakery .....	S	Atlanta

#### 1989 (6)

Greg Davis .....	K	Atlanta
David Douglas .....	G/C	Cincinnati
Gary Jeter .....	DE	LA Rams
Mike Jones .....	WR	Kansas City
Eric Sievers .....	TE	LA Rams
David Viaene .....	T	Houston

#### 1993 (0)

(R) indicates restricted free agents.

\* indicates restricted free agent who was not tendered a qualifying offer.

+ restricted free agent whose rights were relinquished.

#### 1992 (10)

Rob Carpenter .....	WR	NY Jets
Stan Clayton .....	OL	Pittsburgh
Harry Colon .....	S	Detroit
Elbert Crawford .....	G	Denver
Millard Hamilton ...	WR	NY Giants
Jon Melander .....	G	Cincinnati
Ed Reynolds .....	LB	NY Giants
Jason Staurovsky .....	K	NY Jets
David Viaene .....	T	Green Bay
Tony Zackery .....	S	Cleveland

#### 1991 (8)

Ventson Donelson ..	CB	Green Bay
Brian Hansen .....	P	Cleveland
Tim Hauck .....	S	Green Bay
Cedric Jones .....	WR	Houston
Jamie Lawson .....	RB	Tampa Bay
Eric Siever .....	TE	Miami
Mosi Tatupu .....	RB	L.A. Rams
Jamie Morris .....	RB	Minnesota

#### 1990 (17)

Glenn Antrum .....	WR	NY Jets
Mike Baab .....	C	Cleveland
Aaron Chubb .....	LB	Green Bay
Raymond Clayborn ..	CB	Cleveland
Terrence Cooks .....	LB	Dallas
Patrick Egu .....	RB	NY Jets
Howard Feggins .....	CB	NY Giants
Milford Hodge .....	DE	Washington
Darryl Holmes .....	FS	Pittsburgh
Lawrence McGrew ..	LB	Cleveland
Emanuel McNeil .....	NT	NY Jets
Mike Morris .....	C	Kansas City
Tom Rehder .....	T	NY Jets
Rodney Rice .....	CB	Tampa Bay
Peter Shorts .....	DE	Kansas City
David Ward .....	LB	Kansas City
Curtis Wilson .....	C	Detroit

#### 1989 (10)

Thomas Benson .....	LB	LA Raiders
Elgin Davis .....	RB	Pittsburgh
Teddy Garcia .....	K	Phoenix
Ernest Gibson .....	CB	Miami
Tom Gibson .....	DE	Cleveland
Eric Naposki .....	LB	Dallas
Eugene Profit .....	CB	Washington
Darryl Usher .....	WR	Cleveland
Toby Williams .....	NT	Green Bay
Troy Wolkow .....	G	Kansas City



## CONTRACT EXPIRATION DATES

## 1996

Name	Pos	Exp
Bahr, Matt	K	18
Barker, Jay	QB	2
Bowden, Andre	OLB	2
Brown, Troy	WR	4
Burke, John	TE	3
Cade, Eddie	FS	2
Catanho, Alcides	OLB	2
Collins, Todd	OLB	4
Culley, Blair	K	1
DeOssie, Steve	LB/DS	13
Gisler, Mike	C	4
Graham, Hason	WR	2
Grant, Rupert	FB	2
Green, David	RB	2
Holcomb, Sean	MLB	1
Jones, Mike	DE	6
Lane, Max	T	3
Lee, Kevin	WR	3
Lucas, Ray	WR	R
McGrath, Ryan	TE	1
Ray, Terry	SS	5
Reynolds, Ricky	CB	10
Roberts, William	G	13
Sabb, Dwayne	OLB	5
Schroeder, Bill	WR	2
Slade, Chris	OLB	4
Smith, Frankie	CB	4
Tharpe, Larry	T	5
White, Reggie	DT	5

## 1997

Armstrong, Bruce	T	10
Brown, Corwin	FS	4
Brown, Monty	OLB	4
Coates, Ben	TE	6
Croom, Corey	RB	4
Gash, Sam	FB	5
Hitchcock, Jimmy	CB	2
Kratch, Bob	G	8
Lewis, Vernon	CB	4
Martin, Curtis	RB	2
McGinest, Willie	DE	3
McGruder, Mike	CB	7
McKenzie, Rich	DE	2
Nelson, Chico	S	1
Oman, Ryan	G	R
Rucci, Todd	G	4
Sagapolutele, Pio	DT	6
Thompson, Byron	DE	R
Wall, Marcus	WR/KR	R
Wohlabaugh, Dave	C	2
Yancy, Carlos	CB	2

## 1998

Name	Pos	Exp
Abrams, Bobby	OLB	7
Dellenbach, Jeff	C	12
Johnson, Ted	MLB	2
Tupa, Tom	P/QB	8
Wheeler, Mark	DT	5
Zolak, Scott	QB	6

## 1999

Clay, Willie	FS	5
Jefferson, Shawn	WR	6
Law, Ty	CB	2
Meggett, David	RB	8
Milloy, Lawyer	SS	R

## 2000

Brisby, Vincent	WR	4
-----------------	----	---


## 2001

Bledsoe, Drew	QB	4
---------------	----	---

## Unsigned as of 6/21/96

Name	Pos	Exp
Barber, Kantroy	FB	R
Barnett, Troy	DT	3
Bruschi, Tedy	MLB	R
Collons, Ferric	DE	3
Conrad, J.R.	T	R
Elmore, John	G	R
Glenn, Terry	WR	R
Grier, Marrio	FB	R
Griffin, Chris	TE	R
Irwin, Heath	G	R
Moore, Marty	MLB	3
Moore, Will	WR	2
Purnell, Lovett	TE	R
Sullivan, Chris	DE	R
Walker, Bruce	DT	3
Whigham, Larry	SS	3
Wyman, Devin	DT	R

# All-Time Results







## ALL-TIME PRESEASON STANDINGS

Team	W	L	T	Pct.	PF	PA	Attendance
Arizona/Phoenix	1	1	0	.500	21	62	73,809
Atlanta	5	5	0	.500	236	246	391,289
Buffalo	6	7	0	.462	191	201	211,895
Carolina	0	0	0	.000	0	0	0
Chicago	1	0	0	1.000	27	17	50,892
Cincinnati	1	2	0	.333	52	53	71,609
Cleveland	1	2	0	.333	57	52	111,733
Dallas	0	1	0	.000	21	36	50,118
Denver	2	5	0	.286	162	155	191,712
Detroit	1	4	0	.200	90	158	212,316
Green Bay	6	4	0	.600	201	167	435,279
Houston	0	5	0	.000	57	133	138,729
Indianapolis	0	2	0	.000	17	67	72,099
Jacksonville	0	0	0	.000	0	0	0
Kansas City	3	3	0	.500	132	112	174,795
LA Rams	4	4	0	.500	155	142	360,655
Miami	1	1	0	.500	19	30	33,003
Minnesota	3	1	0	.750	105	68	177,611
New Orleans	4	3	0	.571	140	126	290,295
NY Giants	3	8	0	.273	167	207	442,633
NY Jets	2	10	0	.167	129	298	238,110
Oakland/LA Raiders	5	6	1	.434	269	246	435,870
Philadelphia	4	7	0	.364	189	214	431,547
Pittsburgh	1	4	0	.200	66	122	228,715
San Diego	2	5	0	.286	118	178	175,438
San Francisco	0	2	0	.000	22	37	69,728
Seattle	1	1	0	.500	40	42	105,693
Tampa Bay	1	2	0	.333	48	101	165,959
Washington	6	5	0	.545	245	241	377,620
<b>TOTALS</b>	<b>64</b>	<b>100</b>	<b>1</b>	<b>.389</b>	<b>2976</b>	<b>3511</b>	<b>5,743,999</b>

## ALL-TIME PRESEASON RESULTS

Date	Site (Attendance)	Score
<b>1960</b>	<b>(4-1-0)</b>	
7/30	at Buffalo (16,000)	Patriots 28, Bills 7
8/ 5	at Providence (4,706)	Patriots 43, Broncos 6
8/14	at Boston (11,000)	Texans 24, Patriots 14
8/21	at Worcester, Mass. (7,500)	Patriots 21, Bills 7
8/28	at Amherst, Mass. (4,000)	Patriots 28, Raiders 14
<b>1961</b>	<b>(3-1-0)</b>	
8/10	at Boston (15,387)	Patriots 14, Titans 3
8/19	at Philadelphia (73,916)	Titans 17, Patriots 7
8/25	at Providence (4,762)	Patriots 28, Bills 10
9/ 1	at Buffalo (9,022)	Patriots 15, Bills 12
<b>1962</b>	<b>(2-3-0)</b>	
8/11	at Providence (9,000)	Raiders 21, Patriots 20
8/15	at Buffalo (22,112)	Patriots 12, Bills 7
8/18	at New Orleans (31,000)	Oilers 20, Patriots 10
8/25	at Lowell, Mass. (11,118)	Patriots 17, Titans 10
9/ 1	at Boston (8,783)	Bills 7, Patriots 6
<b>1963</b>	<b>(0-5-0)</b>	
8/ 4	at Oakland (9,721)	Raiders 24, Patriots 17
8/10	at San Diego (16,427)	Chargers 50, Patriots 17
8/14	at Lowell, Mass. (9,387)	Oilers 21, Patriots 20
8/24	at Buffalo (17,697)	Bills 24, Patriots 14
9/ 1	at New Brunswick, N.J. (12,500)	Jets 22, Patriots 20
<b>1964</b>	<b>(0-5-0)</b>	
8/ 9	at Boston (20,087)	Oilers 38, Patriots 7
8/18	at Lowell, Mass. (6,390)	Jets 23, Patriots 7
8/22	at New Brunswick, N.J. (11,500)	Jets 21, Patriots 20
8/28	at Buffalo (12,566)	Bills 24, Patriots 14
9/ 5	at Denver (20,568)	Broncos 27, Patriots 17
<b>1965</b>	<b>(0-5-0)</b>	
8/ 8	at Boston (23,674)	Bills 23, Patriots 0
8/13	at Allentown, Pa. (18,000)	Jets 26, Patriots 16
8/21	at Houston (30,142)	Oilers 27, Patriots 6
8/28	at Norfolk, Va. (9,217)	Jets 17, Patriots 0
9/ 4	at Kansas City (15,157)	Chiefs 34, Patriots 7
<b>1966</b>	<b>(1-3-0)</b>	
8/ 7	at Boston (23,291)	Bills 19, Patriots 13
8/20	at Anaheim (36,038)	Patriots 21, Raiders 10
8/27	at San Diego (11,894)	Chargers 31, Patriots 13
9/ 1	at Mobile, Ala. (22,000)	Jets 41, Patriots 3
<b>1967</b>	<b>(1-3-0)</b>	
8/ 4	at Bridgeport, Conn. (16,000)	Jets 55, Patriots 13
8/13	at Boston (29,313)	Colts 33, Patriots 3





Date	Site (Attendance)	Score
8/20	at Rochester, N.Y. (15,300)	Patriots 13, Bills 10
8/26	at Boston (15,523)	Redskins 13, Patriots 7
<b>1968</b>	<b>(1-3-0)</b>	
8/10	at New Orleans (54,400)	Saints 19, Patriots 0
8/17	at Richmond, Va. (14,000)	Jets 25, Patriots 3
8/23	at Jacksonville, Fla. (15,003)	Patriots 19, Dolphins 17
9/ 2	at Boston (31,404)	Eagles 22, Patriots 20
<b>1969</b>	<b>(2-3-0)</b>	
8/10	at Bowling Green (16,900)	Patriots 21, Bengals 13
8/17	at Boston (24,084)	Falcons 34, Patriots 16
8/25	at Montreal (8,212)	Lions 22, Patriots 9
8/31	at Jacksonville, Fla. (18,375)	Patriots 26, Broncos 10
9/ 6	at Birmingham (18,000)	Dolphins 13, Patriots 0
<b>1970</b>	<b>(0-4-0)</b>	
8/16	at Boston (25,584)	Redskins 45, Patriots 21
8/29	at Jackson, Miss. (32,000)	Saints 26, Patriots 0
9/ 4	at Shreveport, La. (22,000)	Steelers 31, Patriots 3
9/11	at Salt Lake City, Utah (17,832)	Broncos 16, Patriots 14
<b>1971</b>	<b>(1-5-0)</b>	
8/ 8	at Minneapolis (31,813)	Vikings 17, Patriots 10
8/15	at Foxboro (60,423)	Patriots 20, Giants 14
8/22	at Buffalo (31,610)	Bills 28, Patriots 14
8/29	at Foxboro (53,271)	Rams 31, Patriots 21
9/ 5	at Foxboro (48,631)	Falcons 45, Patriots 35
9/10	at Memphis, Tenn. (28,082)	Jets 38, Patriots 9
<b>1972</b>	<b>(2-4-0)</b>	
8/ 5	at Oakland (53,661)	Raiders 31, Patriots 24
8/12	at Philadelphia (30,000)	Eagles 29, Patriots 20
8/20	at Foxboro (50,892)	Patriots 27, Bears 17
8/27	at Foxboro (51,470)	Giants 31, Patriots 10
9/ 2	at Denver (37,128)	Broncos 49, Patriots 24
9/10	at Foxboro (47,684)	Patriots 34, Lions 30
<b>1973</b>	<b>(1-5-1)</b>	
7/28	at Canton, Ohio (19,685)	49ers 20, Patriots 7
8/ 5	at Foxboro (43,914)	Patriots 17, Raiders 17
8/12	at Foxboro (49,209)	Giants 13, Patriots 7
8/18	at Atlanta (56,239)	Falcons 27, Patriots 10
8/25	at New Orleans (64,131)	Patriots 31, Saints 6
9/ 2	at Foxboro (50,369)	Redskins 35, Patriots 14
9/ 7	at Detroit (50,104)	Lions 34, Patriots 21
<b>1974</b>	<b>(4-2-0)</b>	
8/ 2	at Washington (16,405)	Patriots 21, Redskins 16
8/11	at Foxboro (17,992)	Giants 21, Patriots 6
8/18	at Foxboro (20,546)	Patriots 7, Saints 3
8/24	at San Diego (18,903)	Patriots 23, Chargers 14
8/31	at Spokane, Wash. (18,000)	Broncos 27, Patriots 21
9/ 8	at Foxboro (35,412)	Patriots 27, Eagles 17
<b>1975</b>	<b>(3-2-0)</b>	
8/10	at Foxboro (40,726)	Giants 28, Patriots 14
8/17	at Foxboro (40,218)	Patriots 36, Vikings 10
8/22	at Philadelphia (40,156)	Eagles 24, Patriots 10
8/30	at Milwaukee (51,769)	Patriots 20, Packers 17 (OT)
9/ 7	at Foxboro (39,502)	Patriots 31, Chargers 24
<b>1976</b>	<b>(3-3-0)</b>	
8/ 1	at Foxboro (30,032)	Patriots 13, Giants 7 (OT)
8/ 6	at Norman, Ok. (23,800)	Chargers 26, Patriots 17
8/15	at Foxboro (30,552)	Packers 16, Patriots 14
8/21	at Atlanta (30,619)	Patriots 28, Falcons 17
8/30	at Cleveland (36,016)	Browns 30, Patriots 27
9/ 5	at Foxboro (32,254)	Patriots 27, Eagles 7
<b>1977</b>	<b>(5-1-0)</b>	
8/ 6	at E. Rutherford, N.J. (44,471)	Patriots 19, Giants 3
8/13	at Milwaukee (53,244)	Patriots 38, Packers 3
8/22	at Philadelphia (28,025)	Eagles 21, Patriots 10
8/28	at Foxboro (43,779)	Patriots 13, Steelers 10 (OT)
9/ 4	at Foxboro (41,053)	Patriots 45, Redskins 7
9/11	at Foxboro (41,346)	Patriots 29, Falcons 10
<b>1978</b>	<b>(4-0-0)</b>	
8/ 5	at Los Angeles (60,134)	Patriots 14, Rams 7
8/12	at Oakland (53,335)	Patriots 21, Raiders 7
8/20	at Foxboro (39,043)	Patriots 24, Chiefs 7
8/27	at Foxboro (42,696)	Patriots 21, Browns 10
<b>1979</b>	<b>(2-2-0)</b>	
8/ 4	at Atlanta (59,725)	Patriots 37, Falcons 14
8/12	at Foxboro (44,955)	Rams 15, Patriots 3
8/19	at Foxboro (45,518)	Patriots 35, Raiders 14
8/24	at Denver (75,103)	Broncos 20, Patriots 17 (OT)



# 1996 NEW ENGLAND PATRIOTS

Date	Site (Attendance)	Score
<b>1980</b>	<b>(1-3-0)</b>	
8/11	at Anaheim (66,656)	Patriots 35, Rams 31
8/16	at Oakland (41,649)	Raiders 31, Patriots 29
8/24	at Foxboro (45,207)	Eagles 23, Patriots 17
8/29	at Seattle (64,759)	Seahawks 30, Patriots 23
<b>1981</b>	<b>(4-0-0)</b>	
8/10	at Anaheim (69,006)	Patriots 34, Rams 21
8/15	at Tampa, Fla. (66,553)	Patriots 17, Buccaneers 16
8/22	at Foxboro (43,032)	Patriots 23, Raiders 21
8/30	at Foxboro (44,078)	Patriots 19, Redskins 10
<b>1982</b>	<b>(1-3-0)</b>	
8/14	at Knoxville, Tenn. (93,251)	Steelers 24, Patriots 20
8/20	at Philadelphia (56,431)	Eagles 14, Patriots 7
8/28	at Dallas (50,118)	Cowboys 36, Patriots 21
9/ 4	at Foxboro (39,888)	Patriots 41, Packers 27
<b>1983</b>	<b>(0-4-0)</b>	
8/ 6	at Knoxville, Tenn. (42,816)	Steelers 27, Patriots 16
8/14	at San Francisco (50,043)	49ers 17, Patriots 15
8/20	at Los Angeles (40,190)	Rams 13, Patriots 7
8/26	at Tampa Bay (52,108)	Buccaneers 41, Patriots 21
<b>1984</b>	<b>(2-2-0)</b>	
8/ 3	at Foxboro (34,751)	Giants 48, Patriots 20
8/11	at Buffalo (19,578)	Bills 23, Patriots 13
8/17	at Washington (35,932)	Patriots 31, Redskins 27
8/24	at Foxboro (22,721)	Patriots 36, Chiefs 7
<b>1985</b>	<b>(1-3-0)</b>	
8/10	at Foxboro (27,014)	Saints 32, Patriots 20
8/17	at Kansas City (35,162)	Patriots 31, Chiefs 13
8/23	at Washington (50,538)	Redskins 37, Patriots 36
8/31	at Los Angeles (39,911)	Rams 14, Patriots 13
<b>1986</b>	<b>(4-1-0)</b>	
8/ 2	at Canton, Ohio (22,739)	Patriots 21, Cardinals 16
8/10	at Foxboro (37,335)	Patriots 18, Redskins 7
8/16	at New Orleans (54,364)	Patriots 38, Saints 34
8/22	at Los Angeles (44,352)	Raiders 24, Patriots 10
8/30	at Green Bay (50,642)	Patriots 16, Packers 9
<b>1987</b>	<b>(2-2-0)</b>	
8/16	at Foxboro (50,014)	Giants 19, Patriots 17
8/23	at Foxboro (38,734)	Eagles 19, Patriots 13 (OT)
8/29	at Minneapolis (49,339)	Patriots 38, Vikings 27
9/ 4	at Jacksonville, Fla. (52,508)	Patriots 14, Falcons 13
<b>1988</b>	<b>(1-3-0)</b>	
8/ 6	at Foxboro (32,949)	Falcons 34, Patriots 30
8/13	at Memphis, Tenn. (48,113)	Oilers 27, Patriots 14
8/20	at Philadelphia (41,502)	Patriots 24, Eagles 21
8/26	at Foxboro (30,941)	Bengals 27, Patriots 21
<b>1989</b>	<b>(2-2-0)</b>	
8/12	at Foxboro (32,398)	Giants 20, Patriots 17
8/19	at St. Louis (48,746)	Patriots 17, Seahawks 12
8/26	at Atlanta (21,118)	Patriots 23, Falcons 7
9/ 1	at Foxboro (26,549)	Packers 16, Patriots 0
<b>1990</b>	<b>(0-4-0)</b>	
8/ 9	at Montreal (26,869)	Steelers 30, Patriots 14
8/18	at Jacksonville, Fla. (51,066)	Buccaneers 44, Patriots 10
8/24	at Foxboro (23,768)	Bengals 13, Patriots 10
8/31	at Foxboro (24,106)	Falcons 45, Patriots 14
<b>1991</b>	<b>(1-3-0)</b>	
8/3	at Green Bay (52,852)	Packers 28, Patriots 7
8/10	at Foxboro (16,757)	Redskins 27, Patriots 6
8/17	at Phoenix (51,070)	Cardinals 46, Patriots 0
8/24	at Foxboro (21,147)	Patriots 24, Giants 6
<b>1992</b>	<b>(1-3-0)</b>	
8/8	at Indianapolis (42,786)	Colts 34, Patriots 14
8/14	at Foxboro (18,626)	Chargers 20, Patriots 10
8/22	at Detroit (53,682)	Lions 42, Patriots 9
8/29	at Milwaukee, Wis. (47,152)	Patriots 24, Packers 10
<b>1993</b>	<b>(1-3-0)</b>	
8/ 7	at San Diego (46,286)	Chargers 13, Patriots 7
8/14	at Toronto, CANADA (33,021)	Browns 12, Patriots 9
8/20	at Foxboro (24,909)	Patriots 21, Packers 17
8/27	at Foxboro (46,501)	Chiefs 27, Patriots 20
<b>1994</b>	<b>(3-1-0)</b>	
8/ 5	at Foxboro (37,800)	Patriots 24, Saints 6
8/13	at Los Angeles (24,847)	Patriots 28, Rams 10
8/18	at Foxboro (45,394)	Patriots 27, Redskins 17
8/26	at Green Bay (57,722)	Packers 24, Patriots 20
<b>1995</b>	<b>(1-3-0)</b>	
8/4	at Foxboro (52,634)	Lions 30, Patriots 17
8/12	at Foxboro (56,241)	Patriots 21, Vikings 14
8/17	at Philadelphia (53,072)	Eagles 31, Patriots 7
8/25	at Oakland (51,709)	Raiders 32, Patriots 24
<b>31-year record: 64-100-1 (.389)</b>		



## SERIES RESULTS

(Includes Playoff Games)

## 1996 Non-Division Opponents

## ARIZONA 6, PATRIOTS 2

1970—at St. Louis 31, NE 0	-31
1975—at St. Louis 24, NE 17	-7
1978—NE 16, at St. Louis 6	+10
1981—St. Louis 27, at NE 20	-7
1984—St. Louis 33, at NE 10	-23
1990—at Phoenix 34, NE 14	-20
1991—at Phoenix 24, NE 10	-14
1993—NE 23, at Phoenix 21	+2

(Points—Cardinals 200, Patriots 110)

## ATLANTA 5, PATRIOTS 3

1972—at NE 21, Atlanta 20	+1
1977—NE 16, at Atlanta 10	+6
1980—Atlanta 37, at NE 21	-16
1983—at Atlanta 24, NE 13	-11
1986—at NE 25, Atlanta 17	+8
1989—at Atlanta 16, NE 15	-1
1992—at Atlanta 34, NE 0	-34
1995—at Atlanta 30, NE 17	-13

(Points—Atlanta 188, Patriots 128)

## PATRIOTS 37, BUFFALO 34 (1 tie)

1960—Buffalo 13, at NE 0	-13
at Buffalo 38, NE 14	-24
1961—NE 23, at Buffalo 21	+2
at NE 52, Buffalo 21	+31
1962—at Buffalo 28, NE 28	tie
at NE 21, Buffalo 10	+21
1963—at Buffalo 28, NE 21	-7
at NE 17, Buffalo 7	+10
* NE 26, at Buffalo 8	+18
1964—NE 36, at Buffalo 28	+8
Buffalo 24, at NE 14	-10
1965—at Buffalo 24, NE 7	-17
Buffalo 23, at NE 7	-16
1966—NE 20, at Buffalo 10	+10
at NE 14, Buffalo 3	+11
1967—NE 23, at Buffalo 0	+23
Buffalo 44, at NE 16	-28
1968—NE 16, at Buffalo 7	+9
at NE 23, Buffalo 6	+17
1969—at Buffalo 23, NE 16	-7
at NE 35, Buffalo 21	+14
1970—Buffalo 45, at NE 10	-35
NE 14, at Buffalo 10	+4
1971—at NE 38, Buffalo 33	+5
at Buffalo 27, NE 20	-7
1972—at Buffalo 38, NE 14	-24
Buffalo 27, at NE 24	-3
1973—Buffalo 31, at NE 13	-18
at Buffalo 37, NE 13	-24
1974—at Buffalo 30, NE 28	-2
Buffalo 29, at NE 28	-1
1975—at Buffalo 45, NE 31	-14
Buffalo 34, at NE 14	-20
1976—NE 26, at Buffalo 22	+4
at NE 20, Buffalo 10	+10
1977—Buffalo 24, at NE 14	-10
NE 20, at Buffalo 7	+13
1978—NE 14, at Buffalo 10	+4
at NE 26, Buffalo 24	+2
1979—NE 26, at Buffalo 6	+20
Buffalo 16, at NE 13 (OT)	-3
1980—at Buffalo 31, NE 13	-18
at NE 24, Buffalo 2	+22
1981—at Buffalo, 20, NE 17	-3
Buffalo 19, at NE 10	-9
1982—at NE 30, Buffalo 19(1-2-83)	+11
1983—NE 31, at Buffalo 0	+31
at NE 21, Buffalo 7	+14
1984—NE 21, at Buffalo 17	+4
at NE 38, Buffalo 10	+28
1985—NE 17, at Buffalo 14	+3
at NE 14, Buffalo 3	+11
1986—NE 23, at Buffalo 3	+20
at NE 22, Buffalo 19	+3
1987—at NE 14, Buffalo 7	+7
NE 13, at Buffalo 7	+6

1988—Buffalo 16, at NE 14	-2
at Buffalo 23, NE 20	-3
1989—at Buffalo 31, NE 10	-21
at NE 33, Buffalo 24	+9
1990—Buffalo 27, at NE 10	-17
at Buffalo 14, NE 0	-14
1991—at Buffalo 22, NE 17	-5
at NE 16, Buffalo 13	+3
1992—Buffalo 41, at NE 7	-34
at Buffalo 16, NE 7	-9
1993—at Buffalo 38, NE 14	-24
Buffalo 13, at NE 10 (OT)	-3
1994—Buffalo 38, at NE 35	-3
NE 41, at Buffalo 17	+24
1995—at NE 27, Buffalo 14	+13
NE 35, at Buffalo 25	+10

\*Divisional Playoff

(Points—Buffalo 1,442, Patriots 1,439)

## CAROLINA 1, PATRIOTS 0

1995—Carolina 20, at NE 17 (OT)	-3
---------------------------------	----

(Points—Panthers 20, Patriots 17)

## PATRIOTS 4, CHICAGO 3

1973—NE 13, at Chicago 10	+3
1979—NE 27, at Chicago 7	+20
1982—at Chicago 26, NE 13	-13
1985—at Chicago 20, NE 7	-13
1985—(*at N.O.) Chicago 46, NE 10	-36
1988—at NE 30, Chicago 7	+23
1994—NE 13, at Chicago 3	+10

\*Super Bowl XX

(Points—Chicago 119, Patriots 113)

## PATRIOTS 9, CINCINNATI 7

1968—at NE 33, Cincinnati 14	+19
1969—NE 25, at Cincinnati 14	+11
1970—at Cincinnati 45, NE 7	-38
1972—Cincinnati 31, at NE 7	-24
1975—at Cincinnati 27, NE 10	-17
1978—NE 10, at Cincinnati 3	+7
1979—NE 20, at Cincinnati 14	+6
1984—at NE 20, Cincinnati 14	+6
1985—at NE 34, Cincinnati 23	+11
1986—Cincinnati 31, at NE 7	-24
1988—at NE 27, Cincinnati 21	+6
1990—at Cincinnati 41, NE 7	-34
1991—at Cincinnati 29, NE 7	-22
1992—at Cincinnati 20, NE 10	-10
1993—at NE 7, Cincinnati 2	+5
1994—NE 31, Cincinnati 28	+3

(Points—Cincinnati 357, Patriots 262)

## CLEVELAND 11, PATRIOTS 4

1971—at Cleveland 27, NE 7	-20
1974—Cleveland 21, at NE 14	-7
1977—at Cleveland 30, NE 27 (OT)	-3
1980—at NE 34, Cleveland 17	+17
1982—at Cleveland 10, NE 7	-3
1983—Cleveland 30, at NE 0	-30
1984—NE 17, at Cleveland 16	+1
1985—at Cleveland 24, NE 20	-4
1987—Cleveland 20, at NE 10	-10
1991—Cleveland 20, at NE 0	-20
1992—Cleveland 19, at NE 17	-2
1993—NE 20, at Cleveland 17	+3
1994—at Cleveland 13, at NE 6	-7
*at Cleveland 20, NE 13	-7
1995—at NE 17, Cleveland 14	+3

\*AFC First Round Playoff

(Points—Cleveland 298, Patriots 209)

## DALLAS 6, PATRIOTS 0

1971—at Dallas 44, NE 21	-23
1975—Dallas 34, at NE 31	-3
1978—at Dallas 17, NE 10	-7
1981—Dallas 35, at NE 21	-14
1984—at Dallas 20, NE 17	-3
1987—Dallas 23, at NE 17 (OT)	-6

(Points—Dallas 173, Patriots 117)



## SERIES RESULTS (cont.)

**DENVER 18, PATRIOTS 12**

1960—Denver 13, at NE 10	-3
at Denver 31, NE 24	-7
1961—at NE 45, Denver 17	+28
NE 28, at Denver 24	+4
1962—at NE 41, Denver 16	+25
NE 33, at Denver 29	+4
1963—at Denver 14, NE 10	-4
at NE 40, Denver 21	+19
1964—NE 39, at Denver 10	+29
at NE 12, Denver 7	+5
1965—Denver 27, at NE 10	-17
NE 28, at Denver 20	+8
1966—NE 24, at Denver 10	+14
Denver 17, at NE 10	-7
1967—at Denver 26, NE 21	-5
1968—NE 20, at Denver 17	+3
Denver 35, at NE 14	-21
1969—at Denver 35, NE 7	-28
1972—at Denver 45, NE 21	-24
1976—at NE 38, Denver 14	+24
1979—at Denver 45, NE 10	-35
1980—at NE 23, Denver 14	+9
1984—at Denver 26, NE 19	-7
1986—at Denver 27, NE 20	-7
*at Denver 22, NE 17	-5
1987—at Denver 31, NE 20	-11
1988—at Denver 21, NE 10	-11
1991—Denver 9, at NE 6	-3
at Denver 20, NE 3	-17
1995—Denver 37, at NE 3	-34
*AFC Playoff	
(Points—Denver 680, Patriots 606)	

**PATRIOTS 3, DETROIT 3**

1971—Detroit 34, at NE 7	-27
1976—at Detroit 30, NE 10	-20
1979—at NE 24, Detroit 17	+7
1985—at NE 23, Detroit 6	+17
1993—Detroit 19, at NE 16 (OT)	+3
1994—NE 23, at Detroit 17	+6
(Points—Detroit 123, Patriots 103)	

**PATRIOTS 3, GREEN BAY 2**

1973—at NE 33, Green Bay 24	+9
1979—at Green Bay 27, NE 14	-13
1985—at NE 26, Green Bay 20	+6
1988—at Green Bay 45, NE 3	-42
1994—at NE 17, Green Bay 16	+1
(Points—Green Bay 132, Patriots 93)	

**PATRIOTS 17, HOUSTON 15 (1 tie)**

1960—Houston 24, at NE 10	-14
at Houston 37, NE 21	-16
1961—at NE 31, Houston 31	tie
at Houston 27, NE 15	-12
1962—at NE 34, Houston 21	+13
at Houston 21, NE 17	-4
1963—at NE 45, Houston 3	+42
NE 46, at Houston 28	+18
1964—at NE 25, Houston 24	+1
NE 34, at Houston 17	+17
1965—at Houston 31, NE 10	-21
at NE 42, Houston 14	+28
1966—at NE 27, Houston 21	+6
NE 38, at Houston 14	+24
1967—at NE 18, Houston 7	+11
at Houston 27, NE 6	-21
1968—Houston 16, at NE 0	-16
at Houston 45, NE 17	-28
1969—at NE 24, Houston 0	+24
at Houston 27, NE 23	-4
1971—at NE 28, Houston 20	+8
1973—NE 32, at Houston 0	+32
1975—Houston 7, at NE 0	-7
1978—Houston 26, at NE 23	-3
*Houston 31, at NE 14	-17
1980—at Houston 38, NE 34	-4
1981—at NE 38, Houston 10	+28
1982—at NE 29, Houston 21	+8

1987—NE 21, at Houston 7	+14
1988—at Houston 31, NE 6	-25
1989—at NE 23, Houston 13	+10
1991—at NE 24, Houston 20	+4
1993—Houston 28, at NE 14	-14
*AFC Divisional Playoff	
(Points—Patriots 769, Houston 687)	

**PATRIOTS 29, INDIANAPOLIS 22**

1970—Baltimore 14, at NE 6	-8
at Baltimore 27, NE 3	-24
1971—Baltimore 23, at NE 3	-20
NE 21, at Baltimore 17	+4
1972—Baltimore 24, at NE 17	-7
at Baltimore 31, NE 0	-31
1973—at NE 24, Baltimore 16	+8
at Baltimore 18, NE 13	-5
1974—at NE 42, Baltimore 3	+39
NE 27, at Baltimore 17	+10
1975—at NE 21, Baltimore 10	+11
at Baltimore 34, NE 21	-13
1976—Baltimore 27, at NE 13	-14
NE 21, at Baltimore 14	+7
1977—at NE 17, Baltimore 3	+14
at Baltimore 30, NE 24	-6
1978—Baltimore 34, at NE 27	-7
NE 35, at Baltimore 14	+21
1979—at Baltimore 31, NE 26	-5
at NE 50, Baltimore 21	+29
1980—NE 37, at Baltimore 21	+16
at NE 47, Baltimore 21	+26
1981—Baltimore 29, at NE 28	-1
at Baltimore 23, NE 21	-2
1982—NE 24, at Baltimore 13	+11
1983—Baltimore 29, at NE 23 (OT)	-6
at Baltimore 12, NE 7	-5
1984—NE 50, at Indianapolis 17	+33
at NE 16, Indianapolis 10	+6
1985—at NE 34, Indianapolis 15	+19
NE 38, at Indianapolis 31	+7
1986—at NE 33, Indianapolis 3	+30
NE 30, at Indianapolis 21	+9
1987—at Indianapolis 30, NE 16	-14
at NE 24, Indianapolis 0	+24
1988—at NE 21, Indianapolis 17	+4
at Indianapolis 24, NE 21	-3
1989—NE 23, at Indy 20 (OT)	+3
at NE 22, Indianapolis 16	+6
1990—NE 16, at Indianapolis 14	+2
Indianapolis 13, at NE 10	-3
1991—NE 16, at Indianapolis 7	+9
at NE 23, Indianapolis 17 (OT)+6	
1992—NE 37, at Indianapolis 34 (OT)+3	
Indianapolis 6, at NE 0	-6
1993—at Indianapolis 9, NE 6	-3
at NE 38, Indianapolis 0	+38
1994—NE 12, at Indianapolis 10	+2
at NE 28, Indianapolis 18	+10
1995—Indianapolis 24, at NE 10	-14
at Indianapolis 10, NE 7	-3
(Points—Patriots 1,129, Colts 922)	

**PATRIOTS 0, JACKSONVILLE 0**

(Points—Patriots 0, Jaguars 0)

**KANSAS CITY 14, PATRIOTS 7 (3 ties)**

1960—at NE 42, Kansas City 14	+28
at Kansas City 34, NE 0	-34
1961—NE 18, at Kansas City 17	+1
at NE 28, Kansas City 21	+7
1962—at Kansas City 42, NE 28	-14
Kansas City 27, at NE 7	-20
1963—at NE 24, Kansas City 24	tie
at Kansas City 35, NE 3	-32
1964—at NE 24, Kansas City 7	+17
NE 31, at Kansas City 24	+7
1965—at Kansas City 27, NE 17	-10
at NE 10, Kansas City 10	tie
1966—Kansas City 43, at NE 24	-19
NE 27, at Kansas City 27	tie



## SERIES RESULTS (cont.)

1967—Kansas City 33, at NE 10 -23  
 1968—at Kansas City 31, NE 17 -14  
 1969—Kansas City 31, at NE 0 -31  
 1970—at Kansas City 23, NE 10 -13  
 1973—Kansas City 10, at NE 7 -3  
 1977—at NE 21, Kansas City 17 +4  
 1981—at NE 33, Kansas City 17 +16  
 1990—Kansas City 37, at NE 7 -30  
 1992—at Kansas City 27, NE 20 -7  
 1995—at Kansas City 31, NE 26 -5  
 (Points—Kansas City 609, Patriots 434)

### RAIDERS 14, PATRIOTS 13 (1 tie)

1960—At San Francisco 27, NE 14 -13  
     at NE 34, Oakland 28 +6  
 1961—at NE 20, Oakland 17 +3  
     NE 35, at San Francisco 21 +14  
 1962—at NE 26, Oakland 16 +10  
     at Oakland 20, NE 0 -20  
 1963—NE 20, at Oakland 14 +6  
     at NE 20, Oakland 14 +6  
 1964—NE 17, at Oakland 14 +3  
     at NE 43, Oakland 43 tie  
 1965—Oakland 24, at NE 10 -14  
     at Oakland 30, NE 21 -9  
 1966—at NE 24, Oakland 21 +3  
 1967—at Oakland 35, NE 7 -28  
     Oakland 48, at NE 14 -34  
 1968—at Oakland 41, NE 10 -31  
 1969—Oakland 38, at NE 23 -15  
 1971—at NE 20, Oakland 6 +14  
 1974—at Oakland 41, NE 26 -15  
 1976—at NE 48, Oakland 17 +31  
     \*at Oakland 24, NE 21 -3  
 1978—NE 21, at Oakland 14 +7  
 1981—at Oakland 27, NE 17 -10  
 1985—Los Angeles 35, at NE 20 -15  
     \*NE 27, at Los Angeles 20 +7  
 1987—at NE 26, Los Angeles 23 +3  
 1989—at Los Angeles 24, NE 21 -3  
 1994—Los Angeles 21, at NE 17 -4  
 \*AFC Divisional Playoff  
 (Points—Raiders 703, Patriots 602)

### MIAMI 37, PATRIOTS 23

1966—NE 20, at Miami 14 +6  
 1967—at NE 41, Miami 10 +31  
     at Miami 41, NE 32 -9  
 1968—Miami 34, at NE 10 -24  
     at Miami 38, NE 7 -31  
 1969—Miami 17, at NE 16 -1  
     NE 38, Miami 23(at Tampa) +15  
 1970—at NE 27, Miami 14 +13  
     at Miami 37, NE 20 -17  
 1971—at Miami 41, NE 3 -38  
     at NE 34, Miami 13 +21  
 1972—at Miami 52, NE 0 -52  
     Miami 37, at NE 21 -16  
 1973—at Miami 44, NE 23 -21  
     Miami 30, at NE 14 -16  
 1974—at NE 34, Miami 24 +10  
     at Miami 34, NE 27 -7  
 1975—Miami 22, at NE 14 -8  
     at Miami 20, NE 7 -13  
 1976—at NE 30, Miami 14 +16  
     at Miami 10, NE 3 -7  
 1977—at Miami 17, NE 5 -12  
     at NE 14, Miami 10 +4  
 1978—at NE 33, Miami 24 +9  
     at Miami 23, NE 3 -20  
 1979—at NE 28, Miami 13 +15  
     at Miami 39, NE 24 -15  
 1980—at NE 34, Miami 0 +34  
     at Miami 16, NE 13 (OT) -3  
 1981—Miami 30, at NE 27 (OT) -3  
     at Miami 24, NE 14 -10  
 1982—at NE 3, Miami 0 +3  
     \*at Miami 28, NE 13 -15  
 1983—at Miami 34, NE 24 -10  
     at NE 17, Miami 6 +11  
 1984—at Miami 28, NE 7 -21

Miami 44, at NE 24 -20  
 1985—at NE 17, Miami 13 +4  
     at Miami 30, NE 27 -3  
     \*\*NE 31, at Miami 14 +17  
 1986—at NE 34, Miami 7 +27  
     NE 34, at Miami 27 +7  
 1987—at NE 28, Miami 21 +7  
     NE 24, at Miami 10 +14  
 1988—at NE 21, Miami 10 +11  
     NE 6, at Miami 3 +3  
 1989—Miami 24, at NE 10 -14  
     at Miami 31, NE 10 -21  
 1990—Miami 27, at NE 24 -3  
     at Miami 17, NE 10 -7  
 1991—Miami 20, at NE 10 -10  
     at Miami 30, NE 20 -10  
 1992—at Miami 38, NE 17 -21  
     Miami 16, at NE 13 (OT) -3  
 1993—at Miami 17, NE 13 -4  
     at NE 33, Miami 27 (OT) +6  
 1994—at Miami 39, NE 35 -4  
     Miami 23, at NE 3 -20  
 1995—Miami 20, at NE 3 -17  
     NE 34, at Miami 17 +17  
 \*AFC First Round Playoff  
 \*\*AFC Championship  
 (Points—Miami 1,386, Patriots 1,161)

### PATRIOTS 4, MINNESOTA 2

1970—Minnesota 35, at NE 14 -21  
 1974—NE 17, at Minnesota 14 +3  
 1979—at NE 27, Minnesota 23 +4  
 1988—at Minnesota 36, NE 6 -30  
 1991—at NE 26, Minnesota 23 (OT) +3  
 1994—at NE 26, Minnesota 20 (OT) +6  
 (Points—Minnesota 151, Patriots 116)

### PATRIOTS 5, NEW ORLEANS 3

1972—NE 17, at New Orleans 10 +7  
 1976—at NE 27, New Orleans 6 +21  
 1980—NE 38, at New Orleans 27 +11  
 1983—at NE 7, New Orleans 0 +7  
 1986—NE 21, at New Orleans 20 +1  
 1989—New Orleans 28, at NE 24 -4  
 1992—New Orleans 31, at NE 14 -17  
 1995—New Orleans 31, at NE 17 -14  
 (Points—Patriots 165, New Orleans 153)

### NY GIANTS 3, PATRIOTS 1

1970—NY Giants 16, at NE 0 -16  
 1974—NE 28, at NY Giants 20 +8  
 1987—at NY Giants 17, NE 10 -7  
 1990—NY Giants 13, at NE 10 -3  
 (Points—NY Giants 66, Patriots 48)

### NY JETS 39, PATRIOTS 32 (1 tie)

1960—NE 28, at New York 24 +4  
     at NE 38, New York 21 +17  
 1961—New York 21, at NE 20 -1  
     at New York 37, NE 30 -7  
 1962—NE 43, at New York 14 +29  
     at NE 24, New York 17 +7  
 1963—at NE 38, New York 14 +24  
     at New York 31, NE 24 -7  
 1964—at NE 26, New York 10 +16  
     at New York 35, NE 14 -21  
 1965—New York 30, at NE 20 -10  
     NE 27, at New York 23 +4  
 1966—at NE 24, New York 24 tie  
     at New York 38, NE 28 -10  
 1967—at New York 30, NE 23 -7  
     New York 29, at NE 24 -5  
 1968—New York 47, NE 31 -16  
     (at Birmingham)  
     at New York 48, NE 14 -34  
 1969—New York 23, at NE 14 -9  
     at New York 23, NE 17 -6  
 1970—New York 31, at NE 21 -10  
     at New York 17, NE 3 -14  
 1971—at NE 20, New York 0 +20  
     at New York 13, NE 6 -7





## SERIES RESULTS (cont.)

1972—New York 41, at NE 13	-28
at New York 34, NE 10	-24
1973—New York 9, at NE 7	-2
at New York 33, NE 13	-20
1974—NE 24, at New York 0	+24
New York 21, at NE 16	-5
1975—at New York 36, NE 7	-29
New York 30, at NE 28	-2
1976—at NE 41, New York 7	+34
NE 38, at New York 24	+14
1977—at New York 30, NE 27	-3
at NE 24, New York 13	+11
1978—at NE 55, New York 21	+34
NE 19, at New York 17	+2
1979—at NE 56, New York 3	+53
at New York 27, NE 26	-1
1980—NE 21, at New York 11	+10
at NE 34, New York 21	+13
1981—at New York 28, NE 24	-4
New York 17, at NE 6	-11
1982—New York 31, at NE 7	-24
1983—at NE 23, New York 13	+10
at New York 26, NE 3	-23
1984—NE 28, at New York 21	+7
at NE 30, New York 20	+10
1985—at NE 20, New York 13	+7
at New York 16, NE 13 (OT)	-3
*NE 26, at New York 14	+12
1986—NE 20, at New York 6	+14
New York 31, at NE 24	-7
1987—at New York 43, NE 24	-19
at NE 42, New York 20	+22
1988—at NE 28, New York 3	+25
NE 14, at New York 13	+1
1989—NE 27, at New York 24	+3
New York 27, at NE 26	-1
1990—New York 37, at NE 13	-24
at New York 42, NE 7	-35
1991—New York 28, at NE 21	-7
NE 6, at New York 3	+3
1992—at New York 30, NE 21	-9
at NE 24, New York 3	+21
1993—at New York 45, NE 7	-38
New York 6, at NE 0	-6
1994—at New York 24, NE 17	-7
at NE 24, New York 13	+11
1995—NE 20, at New York 7	+13
at NE 31, New York 28	+3
*AFC Wildcard Game	
(Points—NY Jets 1,610, Patriots 1,592)	

**PHILADELPHIA 5, PATRIOTS 2**

1973—at Philadelphia 24, NE 23	-1
1977—at NE 14, Philadelphia 6	+8
1978—at NE 24, Philadelphia 14	+10
1981—at Philadelphia 13, NE 3	-10
1984—at Philadelphia 27, NE 17	-10
1987—Philadelphia 34, at NE 31 (OT)	-3
1990—at Philadelphia 48, NE 20	-28
(Points—Philadelphia 166, Patriots 132)	

**PITTSBURGH 10, PATRIOTS 3**

1972—at Pittsburgh 33, NE 3	-30
1974—Pittsburgh 21, at NE 17	-4
1976—NE 30, at Pittsburgh 27	+3
1979—Pittsburgh 16, at NE 13 (OT)	-3
1981—at Pittsburgh 27, NE 21 (OT)	-6
1982—at Pittsburgh 37, NE 14	-23
1983—NE 28, at Pittsburgh 23	+5
1986—NE 34, at Pittsburgh 0	+34
1989—at Pittsburgh 28, NE 10	-28
1990—at Pittsburgh 24, NE 3	-21
1991—at Pittsburgh 20, NE 6	-14
1993—at Pittsburgh 17, NE 14	-3
1995—at Pittsburgh 41, NE 27	-14
(Points—Pittsburgh 314, Patriots 220)	

**PATRIOTS 14, SAN DIEGO 12 (2 ties)**

1960—NE 35, at Los Angeles 0	+35
Los Angeles 45, at NE 16	-29

1961—San Diego 38, at NE 27	-11
NE 41, at San Diego 0	+41
1962—at NE 24, San Diego 20	+4
NE 20, at San Diego 14	+6
1963—at San Diego 17, NE 13	-4
San Diego 7, at NE 6	-1
*at San Diego 51, NE 10	-41
1964—NE 33, at San Diego 28	+5
San Diego 26, at NE 17	-9
1965—at NE 13, San Diego 13	tie
NE 22, at San Diego 6	+16
1966—at San Diego 24, NE 0	-24
at NE 35, San Diego 17	+18
1967—at San Diego 28, NE 14	-14
NE 31, at San Diego 31	tie
1968—San Diego 27, at NE 17	-10
1969—San Diego 13, at NE 10	-3
at San Diego 28, NE 18	-10
1970—San Diego 16, at NE 14	-2
1973—at NE 30, San Diego 14	+16
1975—NE 33, at San Diego 19	+14
1977—NE 24, at San Diego 20	+4
1978—at NE 28, San Diego 23	+5
1979—at NE 27, San Diego 21	+6
1983—at NE 37, San Diego 21	+16
1994—at NE 23, San Diego 17	+6
*AFL Championship Game	
(Points—Patriots 618, San Diego 584)	

**SAN FRANCISCO 7, PATRIOTS 1**

1971—at San Francisco 27, NE 10	-17
1975—at NE 24, San Francisco 16	+8
1980—at San Francisco 21, NE 17	-4
1983—San Francisco 33, at NE 13	-20
1986—San Francisco 29, at NE 24	-5
1989—*San Francisco 37, NE 20	-17
(at Palo Alto)	
1992—San Francisco 24, at NE 12	-12
1995—San Francisco 28, at NE 3	-25
(Points—San Francisco 215, Patriots 133)	

**SEATTLE 7, PATRIOTS 6**

1977—at NE 31, Seattle 0	+31
1980—NE 37, at Seattle 31	+6
1982—NE 16, at Seattle 0	+16
1983—at Seattle 24, NE 6	-18
1984—at NE 38, Seattle 23	+15
1985—NE 20, at Seattle 13	+7
1986—Seattle 38, at NE 31	-7
1988—at NE 13, Seattle 7	+6
1989—Seattle 24, at NE 3	-21
1990—Seattle 33, at NE 20	-13
1992—Seattle 10, at NE 6	-4
1993—Seattle 17, at NE 14	-3
at Seattle 10, NE 9	-1
(Points—Patriots 244, Seattle 230)	

**PATRIOTS 3, ST. LOUIS RAMS 3**

1974—at NE 20, Los Angeles 14	+6
1980—Los Angeles 17, at NE 14	-3
1983—NE 21, at Los Angeles 7	+14
1986—NE 30, at Los Angeles 28	+2
1989—Los Angeles 24, at NE 20	-4
1992—at Los Angeles 14, NE 0	-14
(Points—Patriots 105, Rams 104)	

**PATRIOTS 3, TAMPA BAY 0**

1976—NE 31, at Tampa Bay 14	+17
1985—NE 32, at Tampa Bay 14	+18
1988—at NE 10, Tampa Bay 7 (OT)	+3
(Points—Patriots 73, Tampa Bay 35)	

**WASHINGTON 4, PATRIOTS 1**

1972—at NE 24, Washington 23	+1
1978—Washington 16, at NE 14	-2
1981—at Washington 24, NE 22	-2
1984—Washington 26, at NE 10	-16
1990—Washington 25, at NE 10	-15
(Points—Washington 114, Patriots 80)	



## PATRIOTS OVERTIME GAMES

The Patriots are 7-14 all-time in regular-season overtime games and currently have a one game losing streak. The Patriots are 3-11 when the game is decided by a field goal and 4-3 when a touchdown is the deciding factor.

**9/26/77 at Cleveland 30, Patriots 27 L**

John Smith's 28-yard field goal with no time remaining in regulation sent the game into overtime. Don Cockroft capped a 10-play, 53-yard drive with a 35-yard game winning field goal after 4:45 of overtime.

**9/03/79 Pittsburgh 16, at Patriots 13 L**

Current Patriot Matt Bahr drilled a 41-yard field goal to give the Steelers the victory at the 5:10 mark in overtime. The clutch field goal came on Bahr's first professional attempt of his career.

**11/25/79 Buffalo 16, at Patriots 13 L**

Buffalo's Nick Mike-Mayer kicked a 29-yard field goal 4:45 into overtime to give the Bills the victory.

**12/08/80 at Miami 16, Patriots 13 L**

Uwe von Schamann's 23-yard field goal, his third of the day, gave Miami the three point victory, 3:20 into overtime.

**9/27/81 at Pittsburgh 27, Patriots 21 L**

Patriots came back from 21-7 deficit, when they scored two touchdowns in the fourth quarter. Unfortunately, Terry Bradshaw hit Lynn Swann with a 24-yard touchdown pass 3:19 into overtime to thwart the Patriots hopes for victory.

**11/08/81 Miami 30, at Patriots 27 L**

John Smith nailed a 34-yard field goal with 10 seconds remaining in regulation that sent the game into overtime. Then, 7:09 into the extra quarter, Uwe von Schamann kicked a 30-yard field goal that gave the Dolphins the victory.

**9/04/83 Baltimore 29, at Patriots 23 L**

The Colts' Raul Allegre kicked a 33-yard field goal as time expired in the fourth quarter to send the game into overtime. Then on the first play of overtime, LB Johnnie Cooks picked up a Tony Collins fumble and rumbled 52 yards for the game winning score.

**11/24/85 at N.Y. Jets 16, Patriots 13 L**

Tony Franklin's 28-yard field goal with 16 seconds remaining in regulation sent the game into overtime. In the extra session, the Jets' Pat Leahy kicked a 32-yard field goal to give the Jets a 16-13 win.

**11/15/87 Dallas 23, at Patriots 17 L**

The Cowboys' Roger Ruzik's 20-yard field goal with 28 seconds remaining in regulation tied the game at 17. In overtime, Herschal Walker streaked 60 yards for the game winning touchdown.

**11/29/87 Philadelphia 34, at Patriots 31 L**

The Patriots scored the final 21 points of regulation to send the game into overtime. The Eagles' Paul McFadden, attempted his second field goal in overtime and was successful from 38 yards after 12:16 elapsed in overtime.

**12/11/88 at Patriots 10, Tampa Bay 7 W**

The Patriots were victorious in overtime for the first time in franchise history, snapping their 10 game overtime losing streak. Jason Staurovsky kicked a 27-yard field goal 3:08 into overtime for the Patriots' victory.

**PATRIOTS OVERTIME GAMES****10/29/89                      Patriots 23, at Indianapolis 20                      W**

Greg Davis' 51-yard field goal 9:57 into overtime gave the Patriots a 23-20 victory. The Colts' Dean Biasucci sent the game into overtime when he kicked a 39-yard field goal with :51 seconds remaining in regulation.

**10/20/91                      at Patriots 26, Minnesota 23                      W**

With no time remaining in overtime, Jason Staurowsky nailed a 42-yard field goal that gave the Patriots a 26-23 victory. The field goal attempt was Staurowsky's second of overtime, he missed from earlier in overtime.

**12/08/91                      at Patriots 23, Indianapolis 17                      W**

The Patriots scored the games' final 20 points to win their fourth consecutive overtime game. Hugh Millen connected with Ben Coates for a 2-yard touchdown with :07 seconds remaining in regulation and then repeated the feat in overtime when he hit Michael Timpson for the 45-yard game winning touchdown.

**11/15/92                      Patriots 37, at Indianapolis 34                      W**

Charlie Baumann scored the Patriots final six points, including the game winning 18-yard field goal 11:35 into the extra session. The win snapped a nine game losing streak the Patriots were experiencing during the 1992 season. Baumann also booted a 44-yard field goal with :02 seconds remaining in regulation that sent the game into overtime.

**12/27/92                      Miami 16, at Patriots 13                      L**

Miami was able to clinch the AFC East crown and a bye in the first round of the playoffs, after they scored the games' final 13 points to win 16-13. Pete Stoyanovich's 35-yard field goal, which came 6:43 into overtime, propelled the Dolphins to victory.

**9/12/93                      Detroit 19, at Patriots 16                      L**

Detroit's Jason Hanson kicked a 38-yard field goal, his fourth of the day, 11:04 into overtime to lift the Lions to victory. Drew Bledsoe threw a 2-yard touchdown pass to Vicent Brisby with :02 seconds remaining in regulation that sent the game into overtime.

**11/07/93                      Buffalo 13, at Patriots 10                      L**

Steve Christie kicked a 27-yard field goal with :14 second remaining in regulation to send the contest into overtime. Each team had two opportunities to score, and Buffalo took advantage of their second when Christie kicked the game winning 32-yard field goal.

**1/02/94                      at Patriots 33, Miami 27                      W**

Drew Bledsoe connected with Michael Timpson for the 36-yard game winning touchdown to cap one of the greatest endings in Patriots history. The two teams combined for 27 points in the fourth quarter which saw the lead change four times. Miami's Pete Stoyanovich's 24-yard field goal with :04 second remaining in regulation sent the game into overtime

**11/13/94                      at Patriots 26, Minnesota 20                      W**

The Patriots completed one of the greatest comebacks in team history, coming back from a 20-0 deficit to beat the Vikings. Matt Bahr kicked a 23-yard field goal with 14 seconds remaining to send the game into overtime. The Patriots won the coin toss and 4:10 later, Drew Bledsoe completed a 14-yard touchdown pass to Kevin Turner which gave the Patriots the victory.

**10/29/95                      Carolina 20, at Patriots 17                      L**

The Patriots scored 14 points in the fourth quarter on two Curtis Martin touchdown runs, to tie the score at 17. However, the expansion Panthers were victorious when K John Kasay booted a 29-yard field goal with 7:52 remaining in the extra period.



## PATRIOTS IN PRIME TIME (9-21)

Below is a listing of the results from previous Patriots prime-time appearances.

**ABC's Monday Night Football (5-12)**

The Patriots ended a seven-year absence from Monday Night Football last season when they defeated AFC-rival Buffalo Bills, 27-14, on October 21st. It had been seven years since they appeared on MNF, when they defeated Miami 24-10 at the Orange Bowl. The last time they had hosted a Monday Night Football game was September 9, 1981 (vs. Dallas).

Date	Result	Attendance
<b>10/21/96</b>	<b>at NE 27, Buffalo 14</b>	<b>60,203</b>
<b>12/28/87</b>	<b>NE 24, at Miami 10</b>	<b>61,192</b>
9/21/87	at N.Y. Jets 43, NE 24	70,847
<b>12/22/86</b>	<b>NE 34, at Miami 27</b>	<b>74,516</b>
12/16/85	at Miami 30, NE 27	69,489
9/21/81	Dallas 35, at NE 21	60,311
12/8/80	Miami 16, at NE 13 (OT)	63,292
11/10/80	Houston 38, at NE 34	51,524
<b>9/29/80</b>	<b>at NE 23, Denver 14</b>	<b>59,602</b>
10/1/79	at Green Bay 27, NE 14	56,212
9/3/79	Pittsburgh 16, at NE 13 (OT)	61,297
12/18/78	at Miami 23, NE 3	75,445
9/18/78	Baltimore 34, at NE 27	57,503
9/26/77	at Cleveland 30, NE 27 (OT)	77,910
<b>10/18/76</b>	<b>at NE 41, N.Y. Jets 7</b>	<b>51,236</b>
12/1/75	at Miami 20, NE 7	68,480
11/6/72	Baltimore 24, at NE 17	60,999

**ABC's Thursday Night Football (1-1)**

<b>9/11/86</b>	<b>NE 20, at Jets 6 (ABC)</b>	<b>72,422</b>
11/29/79	at Miami 39, NE 24 (ABC)	75,037

**Sunday Night Football (3-8)**

12/23/95	Indianapolis 10, NE 7 (ESPN)	54,685
10/8/95	Denver 37, at NE 3 (TNT)	60,074
<b>11/27/94</b>	<b>NE 12, at Indianapolis 10 (ESPN)</b>	<b>43,839</b>
9/26/93	at N.Y. Jets 45, NE 7 (TNT)	64,836
10/04/92	at N.Y. Jets 30, NE 21 (TNT)	60,180
11/10/91	at Miami 30, NE 20 (ESPN)	56,065
10/18/90	at Miami 17, NE 10 (TNT)	62,630
12/10/89	at Miami 31, NE 10 (ESPN)	55,913
<b>11/20/88</b>	<b>NE 6, at Miami 3 (ESPN)</b>	<b>53,526</b>
11/8/87	at N.Y. Giants 17, NE 10 (ESPN)*	73,817
<b>9/24/78</b>	<b>NE 21, at Oakland 14 (ABC)</b>	<b>53,500</b>

\* ESPN's first Regular Season telecast

## PATRIOTS IN PRIME TIME - 1996

This year the Patriots will play in two regular season prime time contests and a total of seven nationally televised games (two in the pre-season). On Oct. 27, the Patriots will host the Buffalo Bills on TNT's game of the week. It will be the Patriots' 10th consecutive season to appear on a nationally televised Sunday night game and the second consecutive year that they will be host the prime time event. Their second prime time game will be an ESPN game in San Diego on Dec. 1. Below are the seven nationally televised games the Patriots will appear in this year, including the preseason.

Date	Opponent	Time	Network
Monday, August 12	at Dallas	8:00 p.m.	ESPN
Sunday, August 18	Philadelphia	1:00 p.m.	NBC
Sunday, September 1	at Miami	4:00 p.m.	NBC
Sunday, October 27	Buffalo	8:00 p.m.	TNT
Sunday, November 3	Miami	4:00 p.m.	NBC
Sunday, December 1	at San Diego	8:00 p.m.	ESPN
Saturday, December 21	at NY Giants	12:30 p.m.	NBC



## YEAR-BY-YEAR ATTENDANCE

## REGULAR SEASON

Year	Home Games		Away Games		Season Totals
	Games	Attendance	Games	Attendance	
1960	7	118,260	7	110,316	228,576
1961	7	115,610	7	129,984	245,594
1962	7	150,626	7	170,983	321,609
1963	7	169,870	7	143,936	313,806
1964	7	199,652	7	175,246	374,898
1965	7	143,098	7	245,485	388,583
1966	7	190,138	7	240,668	430,806
1967*	6	138,861	8	287,279	426,140
1968**	7	156,459	7	289,204	445,663
1969	7	149,412	7	284,587	433,999
1970	7	245,537	7	361,842	607,379
1971	7	411,109	7	383,143	794,252
1972	7	426,993	7	402,159	829,152
1973	7	410,443	7	416,805	827,248
1974	7	420,903	7	411,595	832,498
1975	7	411,490	7	379,112	790,602
1976	7	378,994	7	387,432	766,426
1977	7	415,959	7	399,419	815,378
1978	8	478,978	8	455,679	934,657
1979	8	473,141	8	502,492	975,633
1980	8	458,283	8	442,001	900,284
1981	8	414,741	8	413,073	827,814
1982@	4	149,188	5	231,781	380,969
1983	8	370,958	8	416,024	786,982
1984	8	392,275	8	468,464	860,739
1985	8	438,817	8	458,341	897,158
1986	8	477,688	8	537,779	1,015,467
1987@	8	374,302	7	431,739	806,041
1988	8	438,627	8	400,372	838,999
1989	8	388,522	8	494,981	883,503
1990	8	311,623	8	417,304	728,927
1991	8	303,116	8	433,249	736,365
1992	8	308,409	8	430,820	739,229
1993	8	362,964	8	443,708	806,672
1994	8	472,718	8	481,673	954,391
1995	8	466,743	8	504,373	971,116
<b>Totals</b>	<b>264</b>	<b>11,734,507</b>	<b>268</b>	<b>13,183,048</b>	<b>24,917,555</b>

## POSTSEASON

Year	Games	Attendance	Games	Attendance	Total
1963	-	-	2	64,314	64,314
1976	-	-	1	54,037	54,037
1978	1	61,297	-	-	61,297
1982	-	-	1	68,842	68,842
1985	-	-	4	308,690	308,690
1986	-	-	1	76,105	76,105
1994	-	-	1	77,452	77,452
<b>Totals</b>	<b>1</b>	<b>61,297</b>	<b>10</b>	<b>649,440</b>	<b>710,737</b>
<b>Grand Totals</b>	<b>265</b>	<b>11,795,804</b>	<b>278</b>	<b>13,832,488</b>	<b>25,628,292</b>

\* game vs. Chargers was moved to San Diego due to a World Series scheduling conflict at Fenway Park.

\*\*game vs. the Jets was moved to Birmingham, Ala. due to a scheduling conflict at Fenway Park. Neutral site counted as a "home" game for the Patriots.

@ 1982 and 1987 seasons were shortened due to player strikes.





## ALL-TIME SERIES STANDINGS

(Includes Regular Season and Playoff Games)

Team	W	L	T	PCT	PF	PA
Arizona/Phoenix/St. Louis	2	6	0	.250	110	200
Atlanta	3	5	0	.375	128	188
Buffalo	37	34	1	.513	1,439	1,442
Carolina	0	1	0	.000	17	20
Chicago	4	3	0	.571	113	119
Cincinnati	9	7	0	.563	262	357
Cleveland	4	11	0	.266	209	298
Dallas	0	6	0	.000	117	173
Denver	12	18	0	.400	606	680
Detroit	3	3	0	.500	103	123
Green Bay	3	2	0	.600	93	132
Houston	17	15	1	.530	769	687
Indianapolis/Baltimore	29	22	0	.567	1129	922
Jacksonville	0	0	0	.000	0	0
Kansas City/Dallas Texans	7	14	3	.291	434	609
Los Angeles/Oakland	13	14	1	.481	602	703
Miami	23	37	0	.383	1,161	1,386
Minnesota	4	2	0	.667	116	151
New Orleans	5	3	0	.625	165	153
New York Giants	1	3	0	.250	48	66
New York Jets	32	39	1	.444	1,592	1,610
Philadelphia	2	5	0	.285	132	166
Pittsburgh	3	10	0	.300	220	314
San Diego	14	12	2	.536	618	584
San Francisco	1	7	0	.125	133	215
Seattle	6	7	0	.461	244	230
St. Louis/LA Rams	3	3	0	.500	105	104
Tampa Bay	3	0	0	1.000	73	35
Washington	1	4	0	.200	80	114
<b>Patriots Totals</b>	<b>241</b>	<b>293</b>	<b>9</b>	<b>.448</b>	<b>10,818</b>	<b>11,786</b>

## LARGEST CROWDS AT FOXBORO

## 10 LARGEST CROWDS AT FOXBORO STADIUM

1.	61,457	12/5/71	vs. Miami	W	34-13
2.	61,357	10/10/71	vs. N.Y. Jets	W	20-0
3.	61,297	10/2/78	vs. San Diego	W	23-18
		10/8/78	vs. Philadelphia	W	24-14
		10/22/78	vs. Miami	W	33-24
		10/29/78	vs. N.Y. Jets	W	55-21
		11/12/78	vs. Houston	L	26-23
		9/3/79	vs. Pittsburgh	L	16-13 (ot)
		9/23/79	vs. San Diego	W	27-21
		10/7/79	vs. Detroit	W	24-17
		10/21/79	vs. Miami	W	28-13
		11/18/79	vs. Baltimore	W	50-21
		11/25/79	vs. Buffalo	L	16-13 (ot)

The capacity of Foxboro Stadium was reduced from 61,114 to 60,794 in 1980 and has since been reduced to its current capacity of 60,292.

## 10 LARGEST CROWDS SINCE 1980

1.	60,994	11/23/80	vs. Baltimore	W	47-21
2.	60,840	11/6/88	vs. Miami	W	21-10
3.	60,834	11/2/80	vs. New York Jets	W	34-21
4.	60,821	10/30/88	vs. Chicago	W	30-17
5.	60,787	12/14/86	vs. San Francisco	L	29-24
6.	60,771	11/13/83	vs. Miami	W	17-6
7.	60,711	10/21/84	vs. Miami	L	44-24
8.	60,689	10/5/86	vs. Miami	W	34-7
9.	60,686	9/29/85	vs. L.A. Raiders	L	33-20
10.	60,664	11/1/87	vs. L.A. Raiders	W	23-23

The largest crowd since 1990 was 60,410 on 12/30/90 in a 13-10 loss to the N.Y. Giants.



# 1996 NEW ENGLAND PATRIOTS

## 1996 FINAL OFFENSIVE STATISTICS (5-9)

Head Coach: Lou Saban

Fourth in AFL-East, 5-9-0

Home Stadium: Boston University Field

Date	W/L	Score	Opponent	Attendance
9/09	L	10-13	Denver	21,597
9/17	W	28-24	at New York	19,200
9/23	L	0-13	Buffalo	20,732
10/08	W	35-0	at Los Angeles	18,226
10/16	L	14-27	Oakland (at S.F.)	11,500
10/23	L	24-31	at Denver	12,683
10/28	L	16-45	Los Angeles	13,988
11/04	W	34-28	Oakland	8,446
11/11	W	38-21	New York	11,653
11/18	W	42-14	Dallas	14,721
11/25	L	10-24	Houston	27,123
12/04	L	14-38	at Buffalo	14,335
12/11	L	0-34	at Dallas	12,000
12/18	L	21-37	at Houston	22,352

### Team Statistics

	Pats	Opp
TOTAL FIRST DOWNS	234	237
By Rushing	86	78
By Passing	126	135
By Penalty	22	24
TOTAL NET YARDS	4116	4255
Avg. per Game	294.0	303.9
Total Offensive Plays	874	935
Avg. per Play	4.7	4.6
NET YARDS RUSHING	1512	1513
Total Rushing Plays	363	477
Avg. per Rush	4.2	3.2
Avg. per Game	108.0	108.1
NET YARDS PASSING	2604	2742
Avg. per Game	186.0	195.0
Sacked/Yards Lost	36/261	29/219
Gross Yards Passing	2865	2958
Att./Completions	475/223	429/210
Completion Pct.	46.9	49.0
Had Intercepted	23	25
PUNTS/AVERAGE	78/35.8	74/37.2
PENALTIES/YARDS	69/730	77/825
FUMBLES/BALLS LOST	36/22	41/20
TOUCHDOWNS	37	46
Rushing	11	21
Passing	25	19
Returns	1	6

Score by Periods	1	2	3	4	OT	Total
Patriots	85	47	117	37	--	286
Opponents	36	119	89	105	--	349

SCORING	TD	Ru	Pa	Rt	PAT	FG	S	TP
Cappelletti	0	0	0	0	33/36	8/22	0	60
Colclough	9	0	9	0	0/0	0/0	0	54
Christy	6	4	2	0	0/0	0/0	0	36
Lofton	4	0	4	0	0/0	0/0	0	24
Miller	3	1	2	0	0/0	0/0	0	18
Johnson	3	0	3	0	0/0	0/0	0	18
Stephens	3	0	3	0	0/0	0/0	0	18
Crawford	2	2	0	0	0/0	0/0	0	14
Songin	2	2	0	0	0/0	0/0	0	12
Beach	1	0	1	0	0/0	0/0	0	6
Burton	1	1	0	0	0/0	0/0	0	6
Livingston	1	1	0	0	0/0	0/0	0	6
Shonta	1	0	0	1	0/0	0/0	0	6
Wells	1	0	1	0	0/0	0/0	0	6
Team	0	0	0	0	0/0	0/0	1	2
Cudzik	0	0	0	0	0/0	0/1	0	0
<b>PATRIOTS</b>	<b>37</b>	<b>11</b>	<b>25</b>	<b>1</b>	<b>33/36</b>	<b>8/23</b>	<b>1</b>	<b>286</b>
<b>Opponent</b>	<b>46</b>	<b>21</b>	<b>19</b>	<b>6</b>	<b>43/46</b>	<b>10/27</b>	<b>0</b>	<b>349</b>

Cappelletti 30/32 PAT kick, 3/4 PAT run

Opponents 43/46 PAT kick, 0/0 others

2-pt conv.: Cappelletti 3-4, Crawford 1-1. Patriots: 4-5, Opp.: 0-0.

Field Goals	1-19	20-29	30-39	40-49	50+
Cappelletti	1-1	4-5	3-6	0-9	0-1
Cudzik	--	--	--	0-1	--
<b>Patriots</b>	<b>1-1</b>	<b>4-5</b>	<b>3-6</b>	<b>0-10</b>	<b>0-1</b>
<b>Opponents</b>	<b>4-4</b>	<b>3-6</b>	<b>1-6</b>	<b>2-11</b>	<b>0-0</b>

Cappelletti: (34G) ( ) (50N) (23G,33G) (47N) (12G,48N,42N) (38N,48B) (42N,37N,27G,27G) (39N,30G,45B,43N) ( ) (20G,40N) (43N,27N) (48N) ( ).

Opponents: ( ) (23G) (38N) ( ) (40N) (42N,47N,9G) (35B,41N,18G) (47N,38N) (44N) (42N) (35N,20N,32N,16G) (27N,45G) (28N,42N,24G,49N,46G) (32G,26G,10G).

Rushing	No	Yds	Avg	Lg	TD
Miller	101	416	4.2	33	1
Christy	78	363	4.7	48	4
Burton	66	280	4.3	77	1
Crawford	51	238	4.7	39t	2
Wells	14	59	4.2	13	0
Greene	7	44	6.3	21	0
Songin	11	40	3.6	20	2
Garron	8	27	3.4	9	0
Crouthamel	4	16	4.0	6	0
Livingston	10	16	1.6	5	1
Washington	2	10	5.0	7	0
White	5	7	1.4	5	0
Beach	6	-4	-0.7	3	0
<b>Patriots</b>	<b>363</b>	<b>1512</b>	<b>4.2</b>	<b>77</b>	<b>11</b>
<b>Opponents</b>	<b>477</b>	<b>1513</b>	<b>3.2</b>	<b>--</b>	<b>21</b>

Receiving	No	Yds	Avg	Lg	TD
Colclough	49	666	13.6	61	9
Miller	29	284	9.8	48t	2
Christy	26	268	10.3	53	2
Stephens	22	320	14.5	53	3
Burton	21	196	9.3	35	0
Lofton	19	360	18.9	39	4
Wells	14	206	14.7	78	1
Johnson	11	186	16.9	51t	3
Crawford	10	92	9.2	40	0
Beach	9	132	14.7	51t	1
Green	3	52	17.3	31	0
White	2	24	12.0	13	0
Atchason	2	22	11.0	14	0
Long	2	10	5.0	5	0
Cappelletti	1	28	28.0	28	0
Cudzik	1	11	11.0	11	0
Garron	1	8	8.0	8	0
Livingston	1	0	0.0	0	0
<b>Patriots</b>	<b>223</b>	<b>2865</b>	<b>12.8</b>	<b>78</b>	<b>25</b>
<b>Opponents</b>	<b>210</b>	<b>2958</b>	<b>14.1</b>	<b>--</b>	<b>19</b>

Interceptions	No	Yds	Avg	Lg	TD
Cappelletti	4	68	17.0	27	0
Jacobs	4	26	6.5	14	0
Brune	3	35	11.7	18	0
Washington	3	13	4.3	13	0
O'Hanley	3	1	0.3	1	0
Shonta	2	101	50.5	52	0
Soltis	2	33	16.5	33	0
Rudolph	2	13	6.5	13	0
Dee	1	14	14.0	14	0
Brown	1	8	8.0	8	0
<b>Patriots</b>	<b>25</b>	<b>312</b>	<b>12.5</b>	<b>52</b>	<b>0</b>
<b>Opponents</b>	<b>23</b>	<b>336</b>	<b>14.6</b>	<b>--</b>	<b>3</b>

Punting	No	Yds	Avg	Lg	Blk
Greene	61	2253	36.9	66	1
Washington	17	539	31.7	48	0
<b>Patriots</b>	<b>78</b>	<b>2792</b>	<b>35.8</b>	<b>66</b>	<b>1</b>
<b>Opponents</b>	<b>74</b>	<b>2750</b>	<b>37.2</b>	<b>--</b>	<b>1</b>

Punt Returns	No	Yds	Avg	Lg	TD
Wells	12	66	5.6	19	0
Christy	8	73	9.1	29	0
Brune	4	31	7.7	19	0
Beach	1	21	21.0	21	0
Cappelletti	1	3	3.0	3	0
Burton	1	0	0.0	0	0
<b>Patriots</b>	<b>27</b>	<b>194</b>	<b>7.2</b>	<b>29</b>	<b>0</b>
<b>Opponents</b>	<b>21</b>	<b>361</b>	<b>17.2</b>	<b>--</b>	<b>3</b>

Kick Returns	No	Yds	Avg	Lg	TD
Christy	24	617	25.7	52	0
Wells	11	275	28.5	33	0
Beach	7	146	20.7	33	0
Burton	4	161	40.3	59	0
Cappelletti	4	100	25.0	37	0
Brune	2	39	19.5	20	0
Crouthamel	2	27	13.5	15	0
Garron	1	21	21.0	21	0
Smith	1	13	13.0	13	0
Hunt	1	8	8.0	8	0
DeLucca	1	8	8.0	8	0
Livingston	1	3	3.0	3	0
Greene	1	3	3.0	3	0
<b>Patriots</b>	<b>60</b>	<b>1421</b>	<b>23.7</b>	<b>59</b>	<b>0</b>
<b>Opponents</b>	<b>50</b>	<b>1123</b>	<b>22.5</b>	<b>--</b>	<b>1</b>

Passing	Att	Cmp	Yards	Cmp%	Yds/Att	TD	TD%	Int	Int%	Lg	Sk/Yds	Rating
Songin	392	187	2476	47.7	6.32	22	5.6	15	3.8	78	--/--	71.0
Greene	63	27	251	42.9	3.98	1	1.6	6	9.5	31	--/--	20.2
Christy	11	6	94	54.5	8.55	2	18.2	2	18.2	39	--/--	83.1
White	7	3	44	42.9	6.29	0	0.0	0	0.0	23	--/--	64.0
Dimitroff	2	0	0	0.0	0.00	0	0.0	0	0.0	0	--/--	0.0
<b>Patriots</b>	<b>475</b>	<b>223</b>	<b>2865</b>	<b>46.9</b>	<b>6.03</b>	<b>25</b>	<b>5.3</b>	<b>23</b>	<b>4.8</b>	<b>78</b>	<b>36/261</b>	<b>64.0</b>
<b>Opponents</b>	<b>429</b>	<b>210</b>	<b>2958</b>	<b>49.0</b>	<b>6.90</b>	<b>19</b>	<b>4.4</b>	<b>25</b>	<b>5.8</b>	<b>--</b>	<b>29/216</b>	<b>62.2</b>



## 1996 FINAL OFFENSIVE STATISTICS (9-4-1)

**Head Coaches:** Lou Saban (2-3),  
Mike Holovak (7-1-1)

**Second in AFL-East, 9-4-1**

**Home Stadium:** Boston University Field

Date	W/L	Score	Opponent	Attendance
9/09	L	20-21	NY Titans	16,683
9/16	W	45-17	Denver	14,479
9/23	W	23-21	at Buffalo	21,504
10/01	L	30-37	at NY Titans	15,189
10/07	L	27-38	San Diego	17,748
10/13	T	31-31	Houston	15,070
10/22	W	52-21	Buffalo	9,398
10/29	W	18-17	at Dallas	20,500
11/03	W	28-21	Dallas	25,063
11/12	L	15-27	at Houston	35,649
11/17	W	20-17	Oakland	17,169
12/03	W	28-24	at Denver	9,303
12/09	W	35-21	at Oakland	6,500
12/17	W	41-0	at San Diego	21,339

Team Statistics	Pats	Opp
<b>TOTAL FIRST DOWNS</b>	238	243
By Rushing	93	72
By Passing	120	151
By Penalty	25	20
<b>TOTAL NET YARDS</b>	4214	4123
Avg. per Game	301.0	294.5
Total Offensive Plays	936	967
Avg. per Play	4.5	4.3
<b>NET YARDS RUSHING</b>	1675	1041
Total Rushing Plays	389	350
Avg. per Rush	4.3	3.0
Avg. per Game	119.6	74.4
<b>NET YARDS PASSING</b>	2539	3082
Avg. per Game	181.4	220.1
Sacked/Yards Lost	33/256	44/408
Gross Yards Passing	2795	3490
Att./Completions	420/206	479/241
Completion Pct.	49.0	50.3
Had Intercepted	21	22
<b>PUNTS/AVERAGE</b>	64/37.6	71/40.7
<b>PUNT RETURN/AVG</b>	32/13.0	15/16.3
<b>PENALTIES/YARDS</b>	64/659	67/662
<b>FUMBLES/BALLS LOST</b>	24/9	36/20
<b>TOUCHDOWNS</b>	52	41
Rushing	15	9
Passing	29	27
Returns	8	5

Score by Periods	1	2	3	4	OT	Total
<b>Patriots</b>	98	98	118	99	--	413
<b>Opponents</b>	45	109	51	108	--	313

SCORING	TD	Ru	Pa	Rt	PAT	FG	S	TP
Cappelletti	8	0	8	0	48/50	17/32	0	147
Lott	11	5	6	0	0/0	0/0	0	66
Colclough	9	0	9	0	0/0	0/0	0	54
Garron	6	2	3	1	0/0	0/0	0	36
Parilli	5	5	0	0	1/1	0/0	0	32
Webb	4	0	0	4	0/0	0/0	0	24
Stephens	3	0	2	1	0/0	0/0	0	18
Burton	3	2	0	1	0/0	0/0	0	18
Johnson	1	0	1	0	0/0	0/0	0	6
Moore	1	0	0	1	0/0	0/0	0	6
Yewcic	1	1	0	0	0/0	0/0	0	6
Songin	0	0	0	0	0/1	0/0	0	0
<b>PATRIOTS</b>	52	15	29	8	49/52	17/32	0	413
<b>Opponent</b>	41	9	27	5	40/41	9/23	0	313

2-pt conv.: Parilli 1-1, Songin 0-1. Patriots 1-2, Opp.: 0-1.

Field Goals	1-19	20-29	30-39	40-49	50+
Cappelletti	3-3	3-7	9-14	2-8	0-0
<b>Patriots</b>	3-3	3-7	9-14	2-8	0-0
<b>Opponents</b>	4-4	4-7	1-4	0-6	0-2

**Cappelletti:** (28G,32G,32) (35G) (36G,35G,27 N,46G) (34G,30G,22N,16G,46B) ( ) (42N,17G, 42N) (12G) (24G) (47N,27B) (33G,29N) (29G, 33G,42N) (32B) (32N,35N,40N) (40G,32N,38G).

Passing	Att	Cmp	Yards	Cmp%	Yds/Att	TD	TD%	Int	Int%	Lg	Sk/Yds	Rating
Songin	212	98	1429	46.2	6.74	14	6.6	9	4.2	58t	--/--	73.2
Parilli	198	104	1314	52.5	6.64	13	6.6	9	4.5	53	--/--	76.8
Yewcic	8	3	25	37.5	3.13	1	12.5	2	25.0	18t	--/--	46.4
Cappelletti	1	1	27	100.0	27.00	1	100.0	0	0.0	27t	--/--	531.3
Burton	1	0	0	0.0	0.00	0	0.0	1	0.0	0	--/--	--
<b>Patriots</b>	420	206	2795	49.0	6.65	29	6.9	21	5.0	58t	33/256	72.8
<b>Opponents</b>	479	241	3490	50.3	7.29	27	5.6	22	4.6	75t	44/408	73.9

Rushing	No	Yds	Avg	Lg	TD
Lott	100	461	4.6	38	5
Garron	69	389	5.6	85t	2
Burton	82	260	3.2	43	2
Parilli	38	183	4.8	24	5
Crawford	41	148	3.6	34	0
West	26	90	3.5	31	0
Yewcic	11	51	4.6	13	1
Songin	8	39	4.9	11	0
Colclough	3	37	12.3	16	0
Schwedes	10	14	1.4	5	0
Washington	1	3	3.0	3	0
<b>Patriots</b>	389	1675	4.3	85t	15
<b>Opponents</b>	350	1041	3.0	--	9

Receiving	No	Yds	Avg	Lg	TD
Cappelletti	45	768	17.1	53	8
Colclough	42	757	18.0	58t	9
Lott	32	333	10.4	47	6
Garron	24	341	14.2	51t	2
Stephens	19	186	9.8	31	2
Burton	13	115	8.8	45	0
Crawford	9	85	9.4	25	0
Johnson	9	82	9.1	21	1
Yewcic	6	56	9.3	46	0
West	5	42	8.4	18	0
Schwedes	1	21	21.0	21	0
Shonta	1	9	9.0	9	0
<b>Patriots</b>	206	2795	13.6	58t	29
<b>Opponents</b>	241	3490	14.5	75t	27

Interceptions	No	Yds	Avg	Lg	TD
Webb	5	153	30.6	59	2
Washington	4	45	11.3	33	0
Addison	4	17	4.3	10	0
Bruney	2	20	10.0	12	0
Robotti	2	18	9.0	11	0
Hall	2	12	6.0	12	0
Beach	1	37	37.0	37	0
Loudd	1	12	12.0	12	0
Shonta	1	12	12.0	12	0
<b>Patriots</b>	22	326	14.8	59	2
<b>Opponents</b>	21	198	9.4	--	1

Punting	No	Yds	Avg	Lg	Bik
Yewcic	64	2406	37.6	64	2
<b>Patriots</b>	64	2406	37.6	64	2
<b>Opponents</b>	71	2887	40.7	70	2

Punt Returns	No	Yds	Avg	Lg	TD
Bruney	23	109	4.7	11	0
Burton	8	128	16.0	62	0
Lott	1	8	8.0	8	0
<b>Patriots</b>	32	245	13.0	62	0
<b>Opponents</b>	15	245	16.3	55	2

Kick Returns	No	Yds	Avg	Lg	TD
Garron	16	438	27.4	89	1
Burton	15	401	26.7	91t	1
West	7	191	27.3	37	0
Long	4	24	6.0	11	0
Beach	2	38	19.0	20	0
Webb	1	21	21.0	21	0
Ratkowske	1	17	17.0	17	0
Stephens	1	6	6.0	6	0
Schwedes	1	0	0.0	0	0
Cudzik	1	0	0.0	0	0
<b>Patriots</b>	49	1136	23.2	91t	2
<b>Opponents</b>	53	1255	23.7	90t	1

ALL-TIME RESULTS



# 1996 NEW ENGLAND PATRIOTS

## 1996 FINAL OFFENSIVE STATISTICS (9-4-1)

**Head Coaches:** Mike Holovak (9-4-1)

**Second in AFL-East**

**Home Stadium:** Boston University Field

Date	W/L	Score	Opponent	Attendance
9/08	L	28-42	at Dallas	32,000
9/16	W	34-21	Houston	32,276
9/21	W	41-16	Denver	21,038
10/06	W	43-14	at NY Titans	14,412
10/12	L	7-27	Dallas	23,874
10/19	W	24-20	San Diego	20,888
10/26	W	26-16	Oakland	12,514
11/03	T	28-28	at Buffalo	33,247
11/11	W	33-29	at Denver	28,187
11/18	L	17-21	at Houston	35,250
11/23	W	21-10	Buffalo	20,021
11/30	W	24-17	NY Titans	20,015
12/09	W	20-14	at San Diego	19,887
12/16	L	0-20	at Oakland	8,000

Team Statistics	Pats	Opp
<b>TOTAL FIRST DOWNS</b>	230	220
By Rushing	100	68
By Passing	114	136
By Penalty	16	16
<b>TOTAL NET YARDS</b>	4736	4534
Avg. per Game	338.3	323.9
Total Offensive Plays	943	982
Avg. per Play	5.0	4.6
<b>NET YARDS RUSHING</b>	1970	1426
Total Rushing Plays	432	393
Avg. per Rush	4.6	3.6
Avg. per Game	140.7	101.9
<b>NET YARDS PASSING</b>	2766	3108
Avg. per Game	197.6	222.0
Sacked/Yards Lost	23/164	34/327
Gross Yards Passing	2930	3435
Att./Completions	382/195	450/216
Completion Pct.	51.0	48.0
Had Intercepted	13	25
<b>PUNTS/AVERAGE</b>	69/38.5	79/38.5
<b>PUNT RETURNS/AVG</b>	26/5.3	11/4.9
<b>PENALTIES/YARDS</b>	52/456	62/554
<b>FUMBLES/BALLS LOST</b>	37/20	26/10
<b>TOUCHDOWNS</b>	41	36
Rushing	11	14
Passing	25	19
Returns	5	3

Score by Periods	1	2	3	4	OT	Total
<b>Patriots</b>	50	116	78	102	--	346
<b>Opponents</b>	65	104	55	71	--	295

SCORING	TD	Ru	Pa	Rt	PAT	FG	S	TP
Cappelletti	5	0	5	0	38/40	20/37	0	128
Colclough	10	0	10	0	0/0	0/0	0	60
Burton	7	2	4	1	0/0	0/0	0	42
Garron	6	2	3	1	0/0	0/0	0	36
Crawford	4	2	2	0	1/1	0/0	0	26
Yewcic	2	2	0	0	0/0	0/0	0	12
Parilli	2	2	0	0	0/0	0/0	0	12
Romeo	1	0	1	0	0/0	0/0	0	6
Addison	1	0	0	1	0/0	0/0	0	6
King	1	1	0	0	0/0	0/0	0	6
Bruney	1	0	0	1	0/0	0/0	0	6
Hall	1	0	0	1	0/0	0/0	0	6

**PATRIOTS 41 11 25 5 39/4120/37 0 346**

**Opponent 36 14 19 3 33/3615/26 0 295**

**2-pt conv.:** Crawford 1-1. Patriots 1-1, Opp.: 1-3.

Rushing	No	Yds	Avg	Lg	TD
Burton	134	548	4.1	59	2
Crawford	139	459	3.3	22	2
Garron	67	392	5.9	41t	2
Yewcic	33	215	6.5	27t	2
Parilli	28	169	6.0	33t	2
King	21	144	6.9	71t	1
Lott	8	34	4.3	11	0
Colclough	1	14	14.0	14	0
Cappelletti	1	-5	-5.0	-5	0
<b>Patriots</b>	<b>432</b>	<b>1970</b>	<b>4.6</b>	<b>71t</b>	<b>11</b>
<b>Opponents</b>	<b>393</b>	<b>1426</b>	<b>3.6</b>	<b>--</b>	<b>14</b>

Receiving	No	Yds	Avg	Lg	TD
Colclough	40	868	21.7	78t	10
Burton	40	461	11.5	69t	4
Romeo	34	608	17.8	62	1
Cappelletti	34	479	14.0	40	5
Crawford	22	224	10.1	44	2
Garron	18	236	8.4	63t	3
King	5	42	8.4	33	0
Webb	1	11	11.0	11	0
Lott	1	1	1.0	1	0
<b>Patriots</b>	<b>195</b>	<b>2930</b>	<b>15.0</b>	<b>78t</b>	<b>25</b>
<b>Opponents</b>	<b>216</b>	<b>3435</b>	<b>15.9</b>	<b>97t</b>	<b>19</b>

Interceptions	No	Yds	Avg	Lg	TD
O'Hanley	5	83	16.6	28	0
Felt	5	73	14.6	22	0
Addison	5	42	8.4	16	1
Hall	3	94	31.3	47t	1
Bruney	3	70	23.3	33t	1
Buoniconti	2	3	1.5	3	0
Shonta	2	0	0.0	0	0
<b>Patriots</b>	<b>25</b>	<b>365</b>	<b>14.6</b>	<b>47</b>	<b>3</b>
<b>Opponents</b>	<b>13</b>	<b>55</b>	<b>4.2</b>	<b>--</b>	<b>1</b>

Punting	No	Yds	Avg	Lg	Blk
Yewcic	69	2654	38.5	56	1
<b>Patriots</b>	<b>69</b>	<b>2654</b>	<b>38.5</b>	<b>56</b>	<b>1</b>
<b>Opponents</b>	<b>79</b>	<b>3040</b>	<b>38.5</b>	<b>75</b>	<b>0</b>

Punt Returns	No	Yds	Avg	Lg	TD
Burton	21	122	5.8	22	0
Bruney	3	8	2.7	7	0
Buoniconti	1	8	8.0	8	0
Hall	1	0	0.0	0	0
<b>Patriots</b>	<b>26</b>	<b>138</b>	<b>5.3</b>	<b>22</b>	<b>0</b>
<b>Opponents</b>	<b>11</b>	<b>54</b>	<b>4.9</b>	<b>15</b>	<b>0</b>

Kick Returns	No	Yds	Avg	Lg	TD
Garron	24	686	28.6	95t	1
Burton	13	238	18.3	42	0
King	9	177	19.7	28	0
Stephens	2	46	23.0	31	0
Crawford	2	24	12.0	18	0
Loudd	1	15	15.0	15	0
Dee	1	14	14.0	14	0
Jacobs	1	0	0.0	0	0
<b>Patriots</b>	<b>53</b>	<b>1200</b>	<b>22.6</b>	<b>95t</b>	<b>1</b>
<b>Opponents</b>	<b>64</b>	<b>1697</b>	<b>26.5</b>	<b>93t</b>	<b>1</b>

Field Goals	1-19	20-29	30-39	40-49	50+
Cappelletti	7-9	5-9	7-11	1-6	0-0
<b>Patriots</b>	<b>7-9</b>	<b>5-9</b>	<b>7-11</b>	<b>1-6</b>	<b>0-0</b>
<b>Opponents</b>	<b>5-7</b>	<b>3-5</b>	<b>3-5</b>	<b>4-9</b>	<b>0-0</b>

**Cappelletti:** (46B) (16N,46G,20G) (28G,33G) (28G,12G,38G) (44N,47N) (13G,31N) (25G, 17G,31G,11G) (38N) (35G,37G,18G,14N, 39G) (30N,26G,20N,26N) (25N) (32G) (29N,18G, 43B,9G) (37N,44N,32N,26N).

**Opponents:** () (49N,10N) (37B,18G) () (33G, 26N,24G) (43G,27G) (19G,27N) (14N,46N) (39N,16G,19G,46G,45N) () (36G) (47N,47N,37G) (42G,42G) (19G,21G).



## 1996 FINAL OFFENSIVE STATISTICS (7-6-1)

Head Coaches: Mike Holovak (7-6-1)

First in AFL-East

Home Stadium: Fenway Park

Date	W/L	Score	Opponent	Attendance
9/08	W	38-14	* NY Jets	24,120
9/14	L	13-17	at San Diego	26,097
9/22	W	20-14	at Oakland	17,131
9/29	L	10-14	at Denver	18,636
10/05	L	24-31	at NY Jets	16,769
10/11	W	20-14	Oakland	26,494
10/18	W	40-21	Denver	25,418
10/26	L	21-28	at Buffalo	29,243
11/01	W	45-3	Houston	31,185
11/10	L	6-7	San Diego	28,402
11/17	T	24-24	Kansas City	17,270
12/01	W	17-7	Buffalo	16,981
12/08	W	46-28	at Houston	23,462
12/14	L	3-35	at Kansas City	12,598

\* game played at Boston College Alumni Stadium.

## Team Statistics

	Pats	Opp
<b>TOTAL FIRST DOWNS</b>	227	222
By Rushing	92	59
By Passing	115	144
By Penalty	20	19
<b>TOTAL NET YARDS</b>	4201	3834
Avg. per Game	300.1	273.9
Total Offensive Plays	874	842
Avg. per Play	4.8	4.6
<b>NET YARDS RUSHING</b>	1618	1107
Total Rushing Plays	437	310
Avg. per Rush	3.7	3.6
Avg. per Game	115.6	79.1
<b>NET YARDS PASSING</b>	2583	2727
Avg. per Game	184.5	194.8
Sacked/Yards Lost	27/233	56/526
Gross Yards Passing	2816	3253
Att./Completions	410/184	476/230
Completion Pct.	44.9	48.3
Had Intercepted	29	29
<b>PUNTS/AVERAGE</b>	75/38.4	88/39.9
<b>PUNT RETURNS/AVG</b>	40/9.3	25/13.0
<b>PENALTIES/YARDS</b>	64/614	62/1583
<b>FUMBLES/BALLS LOST</b>	29/12	27/13
<b>TOUCHDOWNS</b>	37	35
Rushing	16	12
Passing	17	21
Returns	4	2

Score by Periods	1	2	3	4	OT	Total
<b>Patriots</b>	60	97	72	98	--	327
<b>Opponents</b>	56	69	59	73	--	257

SCORING	TD	R	Pa	Rt	PAT	FG	S	TP
Cappelletti	2	0	2	0	35/36	22/38	0	113
Graham	5	0	5	0	0/0	0/0	0	30
Crump	5	5	0	0	0/0	0/0	0	30
Parilli	5	5	0	0	0/0	0/0	0	30
Garron	4	2	2	0	0/0	0/0	0	24
Lott	4	2	2	0	0/0	0/0	0	24
Colclough	3	0	3	0	0/0	0/0	0	18
Romeo	2	0	2	0	0/0	0/0	0	12
Suci	2	0	0	2	0/0	0/0	0	12
Buoniconti	1	0	0	1	0/0	0/0	0	6
Crawford	1	1	0	0	0/1	0/0	0	6
Yewcic	1	1	0	0	0/0	0/0	0	6
Neumann	1	0	1	0	0/0	0/0	0	6
Hunt	1	0	0	1	0/0	0/0	0	6
Team	0	0	0	0	0/0	0/0	1	2
<b>PATRIOTS</b>	37	16	17	4	35/37	22/38	1	327
<b>Opponent</b>	35	12	21	2	35/35	4/21	0	257

2-pt conv.: Crawford 0-1. Patriots 0-1, Opp.: 0-0.

Rushing	No	Yds	Avg	Lg	TD
Garron	179	750	4.1	47t	2
Crawford	71	233	3.3	19	1
Yewcic	22	161	7.3	46	1
Neumann	44	148	3.4	17	0
Parilli	36	126	3.5	19	5
Crump	49	120	2.5	21	5
Lott	35	78	2.2	7	3
Cappelletti	1	2	2.0	2	0
<b>Patriots</b>	437	1618	3.7	47t	17
<b>Opponents</b>	310	1107	3.6	68	12

Receiving	No	Yds	Avg	Lg	TD
Colclough	42	693	16.5	56t	3
Cappelletti	34	493	14.5	38	2
Romeo	32	418	13.1	38	3
Garron	26	418	16.0	76t	2
Graham	21	550	26.1	77t	5
Crawford	10	89	8.9	28	0
Neumann	10	48	4.8	16	1
Crump	6	46	7.7	12	0
Lott	3	61	20.3	55t	1
<b>Patriots</b>	184	2816	15.3	77t	17
<b>Opponents</b>	230	3253	14.1	74t	21

Interceptions	No	Yds	Avg	Lg	TD
Suci	7	277	39.6	98t	2
Addison	4	27	6.7	17	0
Felt	3	81	27.0	35	0
O'Hanley	3	79	26.3	61	0
Buoniconti	3	42	14.0	26	0
Hall	3	24	8.0	14	0
Shonta	3	15	5.0	12	0
Hunt	1	78	78.0	78t	1
Stephens	1	22	22.0	22	0
Eisenhauer	1	0	0.0	0	0
<b>Patriots</b>	29	645	22.2	98t	3
<b>Opponents</b>	29	338	11.7	--	1

Punting	No	Yds	Avg	Lg	Blk
Yewcic	75	2880	38.4	65	2
<b>Patriots</b>	75	2880	38.4	65	2
<b>Opponents</b>	88	3515	39.9	68	1

Punt Returns	No	Yds	Avg	Lg	TD
Suci	25	233	9.3	22	0
Stephens	14	117	8.3	26	0
Garron	1	23	23.0	23	0
<b>Patriots</b>	40	373	9.3	26	0
<b>Opponents</b>	25	325	13.0	61	0

Kick Returns	No	Yds	Avg	Lg	TD
Garron	28	693	24.7	58	0
Suci	17	360	21.1	35	0
Crump	3	33	11.0	14	0
Watson	1	9	9.0	9	0
Yates	1	0	0.0	0	0
<b>Patriots</b>	50	1095	21.9	58	0
<b>Opponents</b>	68	1587	23.3	47	0

Field Goals	1-19	20-29	30-39	40-49	50+
Cappelletti	2-3	3-4	12-16	5-14	0-1
<b>Patriots</b>	2-3	3-4	12-16	5-14	0-1
<b>Opponents</b>	0-1	1-2	2-9	1-8	0-1

**Cappelletti:** (47N,31G,44N) (35G,9N,36G) (46G,47G) (49N,18G) (45N,22G) (37G,32G) (24G,34G,42G,32G) (23B) (48N,40N,37N,37G) (38N,36G,25G,37N,55N) (32G,40N,43N) (41N,43G) (33G,38N,32G,44G) (14G).

**Opponents:** (39N) (30N,31G) () (43N,38N,52N) (36G,38N) () () (40N,42B) (46G) (12N,48N) (36N,27G,25N,45N) (37N) () (41N,37N,49N).

Passing	Att	Cmp	Yards	Cmp%	Yds/Att	TD	TD%	Int	Int%	Lg	Sk/Yds	Rating
Parilli	337	153	2345	45.4	6.96	13	3.9	24	7.1	77t	--/--	52.3
Yewcic	70	29	444	41.4	6.34	4	5.7	5	7.1	57t	--/--	52.4
Crawford	2	2	27	100.0	13.5	0	0.0	0	0.0	15	--/--	117.0
Garron	1	0	0	0.0	0.0	0	0.0	0	0.0	0	--/--	0.0
<b>Patriots</b>	410	184	2816	44.9	6.87	17	4.1	29	7.1	77t	27/233	52.2
<b>Opponents</b>	476	230	3253	48.3	6.83	21	4.4	29	6.1	74t	56/526	60.1





## 1996 FINAL OFFENSIVE STATISTICS (10-3-1)

Head Coaches: Mike Holovak (10-3-1)

Second in AFL-East

Home Stadium: Fenway Park

Date	W/L	Score	Opponent	Attendance
9/13	W	17-14	at Oakland	21,126
9/20	W	33-28	at San Diego	20,568
9/27	W	26-10	NY Jets	22,716
10/04	W	39-10	at Denver	15,485
10/09	L	17-26	San Diego	35,096
10/16	T	43-43	Oakland	23,279
10/23	W	24-7	Kansas City	27,400
10/31	L	14-35	at NY Jets	45,003
11/06	W	25-24	Houston	28,161
11/15	W	36-28	at Buffalo	42,308
11/20	W	12-7	Denver	24,979
11/29	W	34-17	at Houston	17,560
12/06	W	31-24	at Kansas City	13,166
12/20	L	14-24	Buffalo	38,021

Team Statistics	Pats	Opp
TOTAL FIRST DOWNS	226	243
By Rushing	66	63
By Passing	144	165
By Penalty	16	15
TOTAL NET YARDS	4527	4360
Avg. per Game	323.4	311.4
Total Offensive Plays	856	933
Avg. per Play	5.1	4.7
NET YARDS RUSHING	1361	1143
Total Rushing Plays	381	356
Avg. per Rush	3.6	3.2
Avg. per Game	97.2	81.6
NET YARDS PASSING	3166	3217
Avg. per Game	226.1	229.8
Sacked/Yards Lost	29/301	47/428
Gross Yards Passing	3467	3645
Att./Completions	476/229	530/261
Completion Pct.	48.1	49.2
Had Intercepted	27	31
PUNTS/AVERAGE	78/38.0	82/41.5
PUNT RETURNS/AVG	38/7.3	24/7.7
PENALTIES/YARDS	53/467	84/744
FUMBLES/BALLS LOST	23/12	33/16
TOUCHDOWNS	41	36
Rushing	9	10
Passing	31	23
Returns	1	3

Score by Periods	1	2	3	4	OT	Total
Patriots	61	84	98	122	--	365
Opponents	65	81	69	82	--	297

SCORING	TD	Ru	Pa	Rt	PAT	FG	S	TP
Cappelletti	7	0	7	0	37/725/39	0	155	
Garron	9	2	7	0	0/0	0/0	0	54
Graham	6	0	6	0	0/0	0/0	0	36
Colclough	5	0	5	0	2/2	0/0	0	34
Burton	5	3	2	0	0/0	0/0	0	30
Romeo	4	0	4	0	0/0	0/0	0	24
Garrett	2	2	0	0	0/0	0/0	0	12
Parilli	2	2	0	0	0/2	0/0	0	12
O'Hanley	1	0	0	1	0/0	0/0	0	6
Rudolph	0	0	0	0	0/0	0/0	1	2
<b>Patriots</b>	<b>41</b>	<b>9</b>	<b>31</b>	<b>1</b>	<b>39/4125/39</b>	<b>1</b>	<b>365</b>	
<b>Opponent</b>	<b>36</b>	<b>10</b>	<b>23</b>	<b>3</b>	<b>34/3615/30</b>	<b>0</b>	<b>297</b>	

2-pt conv.: Cappelletti 1-1, Colclough 2-2, Parilli 0-2. Patriots 3-5, Opp.: 2-3.

Field Goals	1-19	20-29	30-39	40-49	50+
Cappelletti	6-6	5-6	5-9	8-16	1-2
<b>Patriots</b>	<b>6-6</b>	<b>5-6</b>	<b>5-9</b>	<b>8-16</b>	<b>1-2</b>
<b>Opponents</b>	<b>5-6</b>	<b>0-2</b>	<b>5-8</b>	<b>4-13</b>	<b>0-1</b>

Rushing	No	Yds	Avg	Lg	TD
Garron	183	585	3.2	16	2
Burton	102	340	3.3	33	3
Garrett	56	259	4.6	58	2
Parilli	34	168	4.9	32	2
Cappelletti	1	7	7.0	7	0
Yewcic	5	2	0.4	2	0
<b>Patriots</b>	<b>381</b>	<b>1361</b>	<b>3.6</b>	<b>58</b>	<b>9</b>
<b>Opponents</b>	<b>356</b>	<b>1143</b>	<b>3.2</b>	<b>--</b>	<b>10</b>

Receiving	No	Yds	Avg	Lg	TD
Cappelletti	49	865	17.7	58t	7
Graham	45	720	16.0	80t	6
Garron	40	350	8.8	52t	7
Colclough	32	657	20.5	59t	5
Burton	27	306	11.3	59t	2
Romeo	26	445	17.1	38	4
Garrett	8	101	12.6	57	0
Snyder	1	12	12.0	12	0
Crawford	1	11	11.0	11	0
<b>Patriots</b>	<b>229</b>	<b>3467</b>	<b>15.1</b>	<b>80t</b>	<b>31</b>
<b>Opponents</b>	<b>261</b>	<b>3645</b>	<b>14.0</b>	<b>80t</b>	<b>23</b>

Interceptions	No	Yds	Avg	Lg	TD
Hall	11	148	13.5	50	0
Webb	6	43	7.2	25	0
Buoniconti	5	75	15.0	26	0
O'Hanley	3	120	40.0	47	1
Felt	2	10	5.0	8	0
Addison	2	4	2.0	4	0
Shonta	1	21	21.0	21	0
Dukes	1	6	6.0	6	0
<b>Patriots</b>	<b>31</b>	<b>427</b>	<b>13.8</b>	<b>50</b>	<b>1</b>
<b>Opponents</b>	<b>27</b>	<b>485</b>	<b>18.0</b>	<b>--</b>	<b>1</b>

Punting	No	Yds	Avg	Lg	Blk
Yewcic	73	2787	38.7	63	1
Parilli	5	180	36.0	45	0
<b>Patriots</b>	<b>78</b>	<b>2967</b>	<b>38.0</b>	<b>63</b>	<b>1</b>
<b>Opponents</b>	<b>82</b>	<b>3401</b>	<b>41.5</b>	<b>67</b>	<b>1</b>

Punt Returns	No	Yds	Avg	Lg	TD
Burton	11	78	7.1	19	0
Cloutier	20	136	6.8	40	0
Stephens	5	34	6.8	11	0
Garrett	2	28	14.0	28	0
<b>Patriots</b>	<b>38</b>	<b>276</b>	<b>7.3</b>	<b>40</b>	<b>0</b>
<b>Opponents</b>	<b>24</b>	<b>185</b>	<b>7.7</b>	<b>52</b>	<b>0</b>

Kick Returns	No	Yds	Avg	Lg	TD
Garrett	32	749	23.4	42	0
Garron	10	198	19.8	31	0
Burton	7	131	18.7	27	0
Dukes	2	33	16.5	17	0
Stephens	2	5	2.5	5	0
Cloutier	1	46	46.0	46	0
Romeo	1	5	5.0	5	0
Oakes	1	0	0.0	0	0
Watson	1	0	0.0	0	0
Yates	1	0	0.0	0	0
<b>Patriots</b>	<b>58</b>	<b>1167</b>	<b>20.1</b>	<b>46</b>	<b>0</b>
<b>Opponents</b>	<b>70</b>	<b>1637</b>	<b>23.4</b>	<b>93t</b>	<b>1</b>

## Field Goals:

**Cappelletti:** (47N,46N,48G) (41G,57N,45N, 26N,32G,37G,37G) (47G,26G,49N,41G,47G, 44N) (11G,30G,16G,47G,14G,17G) (41N, 41N,31N) (25G) (30N) (25G,33G,22G,41V) (35N,51G) (35N,28G,15G,45N) (12G) (46N).

**Opponents:** (47N,48N) (26N,30G,12G) (40G, 47N) (32G) (54N,16G,17G) (41G,33N,37G, 9B,38G) (43G) (46N,23N,10G) (41G,33G, 35N) (46N,39N) (49N,49G,41N) (42G) (12N).

Passing	Att	Cmp	Yards	Cmp%	Yds/Att	TD	TD%	Int	Int%	Lg	Sk/Yds	Rating
Parilli	473	228	3465	48.2	7.33	31	6.6	27	5.7	80t	27/279	71.1
Garron	2	0	0	0.0	0.0	0	0.0	0	0.0	0	0/0	--
Yewcic	1	1	2	100.0	2.0	0	0.0	0	0.0	2	0/0	39.6
Cappelletti	0	0	0	0.0	0.0	0	0.0	0	0.0	0	1/11	--
<b>Patriots</b>	<b>476</b>	<b>229</b>	<b>3467</b>	<b>48.1</b>	<b>7.28</b>	<b>31</b>	<b>6.5</b>	<b>27</b>	<b>5.7</b>	<b>80t</b>	<b>29/301</b>	<b>70.4</b>
<b>Opponents</b>	<b>530</b>	<b>261</b>	<b>3645</b>	<b>49.2</b>	<b>6.88</b>	<b>23</b>	<b>4.3</b>	<b>31</b>	<b>5.8</b>	<b>80t</b>	<b>47/428</b>	<b>61.9</b>



## 1965 FINAL OFFENSIVE STATISTICS (4-8-2)

Head Coaches: Mike Holovak (4-8-2)

Fifth in AFL-East

Home Stadium: Fenway Park

Date	W/L	Score	Opponent	Attendance
9/11	L	7-24	at Buffalo	45,502
9/19	L	10-31	at Houston	32,445
9/24	L	10-27	Denver	26,782
10/03	L	17-24	at Kansas City	26,773
10/08	L	10-24	Oakland	24,824
10/17	T	13-13	San Diego	20,924
10/24	L	21-30	at Oakland	20,858
10/31	W	22-6	at San Diego	33,366
11/07	L	7-23	Buffalo	24,415
11/14	L	20-30	NY Jets	18,589
11/21	T	10-10	Kansas City	13,056
11/28	W	27-23	at NY Jets	59,334
12/12	W	28-20	Denver	27,207
12/18	W	42-14	Houston	14,508

## Team Statistics

	Pats	Opp
TOTAL FIRST DOWNS	214	232
By Rushing	55	92
By Passing	130	127
By Penalty	29	13
TOTAL NET YARDS	3624	4131
Avg. per Game	258.9	295.1
Total Offensive Plays	883	886
Avg. per Play	4.1	4.7
NET YARDS RUSHING	1117	1531
Total Rushing Plays	373	425
Avg. per Rush	3.0	3.6
Avg. per Game	79.8	109.4
NET YARDS PASSING	2507	2600
Avg. per Game	179.1	185.7
Sacks/Yards Lost	37/347	30/291
Gross Yards Passing	2854	2891
Att./Completions	473/193	431/206
Completion Pct.	40.8	47.8
Had Intercepted	29	21
PUNTS/AVERAGE	82/40.1	78/42.1
PENALTIES/YARDS	58/537	72/658
FUMBLES/BALLS LOST	24/12	24/9
TOUCHDOWNS	27	34
Rushing	8	10
Passing	19	17
Returns	0	7

Score by Periods	1	2	3	4	OT	Total
Patriots	39	98	46	61	-	244
Opponents	60	87	62	93	-	302

SCORING	TD	Ru	Pa	Rt	PAT	FG	S	TP
Cappelletti	9	0	9	0	27/27	17/27	0	132
Nance	5	5	0	0	0	0	0	30
Burton	3	1	2	0	0	0	0	18
Colclough	3	0	3	0	0	0	0	18
Garrett	3	1	2	0	0	0	0	18
Romeo	2	0	2	0	0	0	0	12
Garron	2	1	1	0	0	0	0	12
Cunningham	0	0	0	0	0	0	1	2
Team	0	0	0	0	0	0	1	2
<b>PATRIOTS</b>	<b>27</b>	<b>8</b>	<b>19</b>	<b>0</b>	<b>27/27</b>	<b>17/27</b>	<b>2</b>	<b>244</b>
<b>Opponent</b>	<b>34</b>	<b>10</b>	<b>17</b>	<b>7</b>	<b>28/28</b>	<b>22/40</b>	<b>0</b>	<b>302</b>

2-pt conv: Pats 0-0; Opp. 2-6 (1-4 pass; 1-2 run)

Field Goals	1-19	20-29	30-39	40-49	50+
Cappelletti	5/5	4/7	7/11	0/2	1/2
<b>Patriots</b>	<b>5/5</b>	<b>4/7</b>	<b>7/11</b>	<b>0/2</b>	<b>1/2</b>
<b>Opponents</b>	<b>11/11</b>	<b>3/5</b>	<b>5/14</b>	<b>3/8</b>	<b>0/2</b>

Cappelletti: (47n) (33G,38n,25b) (16G) (18G) (13G) (21G,26b,22G) (-) (36n,30G,33G) (29n) (35n,30G,30G,42n) (17G) (33G,53G) (-) (36n,20G,50n,10G,24G,31G).

Passing	Att	Cmp	Yards	Cmp%	Yds/Att	TD	TD%	Int	Int%	Lg	Sk/Yds	Rating
Parilli	426	173	2597	40.6	6.10	18	4.2	26	6.1	73t	na/na	49.9
Wilson	46	20	257	43.5	5.59	1	2.2	3	6.5	30	na/na	41.9
Yewcic	1	0	0	0.0	0.00	0	0.0	0	0.0	0	na/na	--
<b>Patriots</b>	<b>473</b>	<b>193</b>	<b>2854</b>	<b>40.8</b>	<b>6.03</b>	<b>19</b>	<b>4.0</b>	<b>29</b>	<b>6.1</b>	<b>73t</b>	<b>37/347</b>	<b>49.1</b>
<b>Opponents</b>	<b>431</b>	<b>206</b>	<b>2891</b>	<b>47.8</b>	<b>6.71</b>	<b>17</b>	<b>3.9</b>	<b>21</b>	<b>4.9</b>	<b>85t</b>	<b>30/291</b>	<b>62.5</b>

Rushing	No	Yds	Avg	Lg	TD
Nance	111	321	2.9	20	5
Garron	74	259	3.5	59	1
Parilli	50	200	4.0	17	0
Garrett	42	147	3.5	26	1
Burton	45	108	2.4	22	1
Bellino	24	49	2.0	10	0
Johnson	19	29	1.5	9	0
Wilson	8	4	0.5	17	0
<b>Patriots</b>	<b>373</b>	<b>1117</b>	<b>3.0</b>	<b>59</b>	<b>8</b>
<b>Opponents</b>	<b>425</b>	<b>1531</b>	<b>3.6</b>	<b>63</b>	<b>10</b>

Receiving	No	Yds	Avg	Lg	TD
Colclough	40	677	16.9	41	3
Cappelletti	37	680	18.4	57t	9
Graham	25	316	12.6	33	0
Whalen	22	381	17.3	67	0
Garron	15	222	14.8	52	1
Romeo	15	203	13.5	36	2
Nance	12	83	6.9	22	0
Burton	10	127	12.7	73t	2
Garrett	7	49	7.0	15	2
Bellino	5	74	14.8	20	0
Johnson	4	29	7.3	23	0
Yewcic	1	13	13.0	13	0
<b>Patriots</b>	<b>193</b>	<b>2854</b>	<b>14.8</b>	<b>73t</b>	<b>19</b>
<b>Opponents</b>	<b>206</b>	<b>2891</b>	<b>14.0</b>	<b>85t</b>	<b>17</b>

Interceptions	No	Yds	Avg	Lg	TD
Hall	3	35	11.7	29	0
Buoniconiti	3	31	10.3	26	0
Shonta	2	46	23.0	27	0
Webb	2	45	22.5	45	0
Cunningham	2	16	8.0	10	0
Hennessey	2	14	7.0	14	0
Graves	2	0	0.0	0	0
Farmer	1	16	16.0	16	0
Addison	1	13	13.0	13	0
Dukes	1	10	10.0	10	0
O'Hanley	1	5	5.0	5	0
Antwine	1	2	2.0	2	0
<b>Patriots</b>	<b>21</b>	<b>233</b>	<b>11.1</b>	<b>45</b>	<b>0</b>
<b>Opponents</b>	<b>29</b>	<b>365</b>	<b>12.6</b>	<b>41</b>	<b>4</b>

Punting	No	Yds	Avg	Lg	Blk
Yewcic	76	3094	40.7	70	2
Wilson	6	194	36.0	49	1
<b>Patriots</b>	<b>82</b>	<b>3288</b>	<b>40.1</b>	<b>70</b>	<b>3</b>
<b>Opp.</b>	<b>78</b>	<b>3281</b>	<b>42.1</b>	<b>64</b>	<b>0</b>

Punt Returns	No	FC	Yds	Avg	Lg	TD
Burton	15	0	61	4.1	12	0
Cunningham	5	0	35	7.0	13	0
Hennessey	5	0	21	4.2	9	0
Garrett	1	0	19	19.0	19	0
Nance	1	0	16	16.0	16	0
<b>Patriots</b>	<b>27</b>	<b>0</b>	<b>152</b>	<b>5.6</b>	<b>19</b>	<b>0</b>
<b>Opponents</b>	<b>33</b>	<b>0</b>	<b>232</b>	<b>7.0</b>	<b>41</b>	<b>0</b>

Kick Returns	No	Yds	Avg	Lg	TD
Cunningham	17	374	22.0	45	0
Garrett	12	232	19.3	25	0
Burton	7	188	26.9	39	0
Bellino	7	138	19.7	26	0
Garron	5	141	28.2	36	0
Dukes	3	45	15.0	20	0
Nance	3	40	13.3	19	0
Johnson	2	29	14.5	16	0
Rudolph	1	4	4.0	4	0
Canale	2	0	0.0	0	0
Pyne	1	0	0.0	0	0
<b>Patriots</b>	<b>60</b>	<b>1191</b>	<b>19.9</b>	<b>45</b>	<b>0</b>
<b>Opponents</b>	<b>41</b>	<b>946</b>	<b>23.1</b>	<b>102t</b>	<b>1</b>

Opponent: (34n,36G,30b) (36n,36b,45G) (30G,18G) (14G,48G,43n,51n,36n) (47n,39n,38G,37n) (40G,42n,10G) (22G,34n,19G,9G) (49n,42n) (28G,16G,32G) (16G,19G,14G) (50n,32G,37n) (25n,14G,13G,26G)(27b)().



# 1996 NEW ENGLAND PATRIOTS

## 1996 FINAL OFFENSIVE STATISTICS (8-4-2)

**Head Coaches:** Mike Holovak (8-4-2)

**Second in AFL East**

**Home Stadium:** Fenway Park

Date	W/L	Score	Opponent	Attendance
9/10	L	0-24	at San Diego	29,539
9/18	W	24-10	at Denver	25,337
9/25	L	24-43	Kansas City	22,641
10/02	T	24-24	NY Jets	27,255
10/08	W	20-10	at Buffalo	45,542
10/23	W	35-17	San Diego	32,371
10/30	W	24-21	Oakland	26,941
11/06	L	10-17	Denver	18,154
11/13	W	27-21	Houston	23,426
11/20	T	27-27	at Kansas City	41,475
11/27	W	20-14	at Miami	22,754
12/04	W	14-3	Buffalo	39,350
12/11	W	38-14	at Houston	17,100
12/17	L	28-38	at NY Jets	58,921

Team Statistics	Pats	Opp
TOTAL FIRST DOWNS	243	243
By Rushing	100	68
By Passing	121	153
By Penalty	22	22

Third Down: Md/Att.

TOTAL NET YARDS	4536	4491
Avg. per Game	324.0	320.8
Total Offensive Plays	889	900
Avg. per Play	5.1	5.0
NET YARDS RUSHING	1963	1135
Total Rushing Plays	471	369
Avg. per Rush	4.2	3.1
Avg. per Game	140.2	81.1
NET YARDS PASSING	2573	3356
Avg. per Game	183.8	239.7
Sacked/Yards Lost	25/211	22/209
Gross Yards Passing	2784	3565
Att./Completions	393/186	509/247
Completion Pct.	47.3	48.5
Had Intercepted	21	22
PUNTS/AVERAGE	76/36.5	86/38.5
PENALTIES/YARDS	64/601	76/757
FUMBLES/BALLS LOST	25/13	30/15
TOUCHDOWNS	38	36
Rushing	17	7
Passing	20	26
Returns	1	3

Score by Periods	1	2	3	4	OT	Total
Patriots	58	111	89	57	-	315
Opponents	64	58	61	100	-	283

SCORING	TD	Ru	Pa	Rt	PAT	FG	S	TP
Cappelletti	6	0	6	0	35/36	16/32	0	119
Nance	11	11	0	0	0	0	0	66
Garron	9	4	5	0	0	0	0	54
Graham	4	0	4	0	0	0	0	24
Whalen	4	0	4	0	0	0	0	24
Cappadona	1	1	0	0	1/1	0	0	8
Bellino	1	0	1	0	0	0	0	6
Hunt	1	0	0	1	0	0	0	6
Parilli	1	1	0	0	0	0	0	6
Romeo	0	0	0	0	1/1	0	0	2
Patriots	38	17	20	1	37/38	16/32	0	315
Opponents	36	7	26	3	34/36	11/26	0	283

**2-pt conv.:** Cappadona 1-1, Romeo 1-1. Pats 2-2; opp. 0-0.

Field Goals	1-19	20-29	30-39	40-49	50+
Cappelletti	6/6	1/4	6/9	3/11	0/2
Patriots	6/6	1/4	6/9	3/11	0/2
Opponents	6/6	1/5	2/7	2/7	0/1

Rushing	No	Yds	Avg	Lg	TD
Nance	299	1458	4.9	65t	11
Garron	101	319	3.2	54	4
Cappadona	22	88	4.0	13	1
Parilli	28	42	1.5	17	1
Huarte	7	40	5.7	13	0
Garrett	13	21	1.6	5	0
Yewcic	1	-5	-5.0	-5	0
Patriots	471	1963	4.2	65t	17
Opponents	369	1135	3.1	61	7

Receiving	No	Yds	Avg	Lg	TD
Graham	51	673	13.2	42	4
Cappelletti	43	676	15.7	63t	6
Garron	30	416	13.9	61t	5
Whalen	29	502	17.3	45	4
Colclough	16	284	17.8	32	0
Nance	8	103	12.9	45	0
Bellino	6	77	12.8	25t	1
Romeo	2	46	23.0	29	0
Garrett	1	7	7.0	7	0
Patriots	186	2784	15.0	63t	20
Opponents	247	3565	14.4	77t	26

Interceptions	No	Yds	Avg	Lg	TD
Hall	6	159	26.5	87	0
Hennessey	6	99	16.5	33	0
Buoniconti	4	43	10.8	41	0
Felt	2	35	17.5	32	0
Shonta	1	9	9.0	9	0
Fraser	1	3	3.0	3	0
Graves	1	0	0.0	0	0
Webb	1	0	0.0	0	0
Patriots	22	348	15.8	87	0
Opponents	21	204	9.7	44	2

Punting	No	Yds	Avg	Lg	Blk
Fraser	55	2044	37.2	68	2
Yewcic	21	732	34.9	49	1
Patriots	76	2776	36.5	68	3
Opp.	86	3312	38.5	60	1

Punt Returns	No	FC	Yds	Avg	Lg	TD
Hennessey	7	0	39	5.6	11	0
Johnson	7	0	37	5.3	12	0
Puryis	5	0	43	8.6	18	0
Bellino	4	0	19	4.8	13	0
Graves	1	0	5	5.0	5	0
Patriots	24	0	143	6.0	18	0
Opponents	20	0	127	6.4	21	1

Kick Returns	No	Yds	Avg	Lg	TD
Bellino	18	410	22.8	43	0
Cunningham	17	371	21.8	39	0
Purvis	8	185	23.1	34	0
Cappadona	3	46	15.3	17	0
Garron	2	49	24.5	29	0
Johnson, B.	2	45	22.5	23	0
Singer	1	27	27.0	27	0
Mangum	1	8	8.0	8	0
Colclough	1	2	2.0	2	0
Johnson	1	2	2.0	2	0
Patriots	54	1145	21.2	43	0
Opponents	46	988	21.5	62	0

**Cappelletti:** (45n) (24n,44G,14G,32G) (30G) (51n,17G) (10G,47n,31G,50n) (47n) (14G,45n) (34b,33G,31n,20n) (28G,44G,29n) (31G,19G) (47b,32G,49G,42n) (42n,41b) (13G,35n) (.). **Opponents:** (10G,40n) (18G) (11G) (48n,38n,30n,17G) (33n,36n,37G,27n) (25n,43G) (45n,28n,52n) (36G,42n) (34n,48n) (23G,40G,28n) (-) (11G) (-) (12G).

Passing	Att	Cmp	Yards	Cmp%	Yds/Att	TD	TD%	Int	Int%	Lg	Sk/Yds	Rating
Parilli	382	181	2721	47.4	7.12	20	5.2	20	5.2	63t	na/na	66.9
Huarte	11	5	63	45.5	5.73	0	0.0	1	9.0	17	na/na	26.4
Patriots	393	186	2784	47.3	7.08	20	5.1	21	5.3	63t	25/211	65.9
Opponents	509	247	3565	48.5	7.00	26	5.1	22	4.3	77t	22/209	70.8



## 1967 FINAL OFFENSIVE STATISTICS (3-10-1)

Head Coaches: Mike Holovak (3-10-1)

Fifth in AFL-East

Home Stadium: Fenway Park

Date	W/L	Score	Opponent	Attendance
9/03	L	21-26	at Denver	35,488
9/09	L	14-28	at San Diego	39,227
9/17	L	7-35	at Oakland	26,289
9/24	W	23-0	at Buffalo	45,748
10/08	T	31-31	at San Diego	23,620
10/15	W	41-10	Miami	23,955
10/22	L	14-48	Oakland	25,057
10/29	L	23-30	at NY Jets	62,784
11/05	W	18-7	Houston	19,422
11/12	L	10-33	Kansas City	23,010
11/19	L	24-29	NY Jets	26,790
11/26	L	6-27	at Houston	28,044
12/09	L	16-44	Buffalo	20,627
12/17	L	32-41	at Miami	25,969

Team Statistics	Pats	Opp
TOTAL FIRST DOWNS	219	219
By Rushing	80	61
By Passing	120	138
By Penalty	19	20
TOTAL NET YARDS	4027	4206
Avg. per Game	287.6	300.4
Total Offensive Plays	870	871
Avg. per Play	4.6	4.8
NET YARDS RUSHING	1604	1350
Total Rushing Plays	391	417
Avg. per Rush	4.1	3.2
Avg. per Game	114.6	96.4
NET YARDS PASSING	2423	2856
Avg. per Game	173.1	204.0
Sacked/Yards Lost	45/361	31/267
Gross Yards Passing	2784	3123
Att./Completions	434/191	423/211
Completion Pct.	44.0	49.9
Had Intercepted	32	17
PUNTS/AVERAGE	65/40.5	73/41.9
PENALTIES/YARDS	59/520	70/722
FUMBLES/BALLS LOST	37/22	26/15
TOUCHDOWNS	33	48
Rushing	10	12
Passing	20	28
Returns	3	8

Score by Periods	1	2	3	4	OT	Total
Patriots	74	81	60	65	-	280
Opponents	76	139	66	108	-	389

SCORING	TD	Ru	Pa	Rt	PAT	FG	S	TP
Cappelletti	3	0	3	0	29/30	16/31	0	95
Nance	8	7	1	0	0	0	0	48
Garron	5	0	5	0	0	0	0	30
Whalen	5	0	5	0	0	0	0	30
Graham	4	0	4	0	0	0	0	24
Trull	3	3	0	0	0	0	0	18
Cappadonna	1	0	1	0	0	0	0	6
Charles	1	0	0	1	0	0	0	6
Cunningham	1	0	0	1	0	0	0	6
Garrett	1	0	0	1	0	0	0	6
Leo	1	0	1	0	0	0	0	6
Buoniconti	0	0	0	0	0	0	1	2
Hunt	0	0	0	0	0	0	1	2
Canale	0	0	0	0	1/1	0	0	1
<b>PATRIOTS</b>	<b>33</b>	<b>10</b>	<b>20</b>	<b>3</b>	<b>30/31</b>	<b>16/31</b>	<b>2</b>	<b>280</b>
<b>Opponent</b>	<b>48</b>	<b>12</b>	<b>28</b>	<b>8</b>	<b>44/45</b>	<b>19/31</b>	<b>0</b>	<b>389</b>

2-pt. Conversions: Patriots 0-2, Opp. 0-2.

Field Goals	1-19	20-29	30-39	40-49	50+
Cappelletti	4/6	3/4	3/6	6/11	0/4
Patriots	4/6	3/4	3/6	6/11	0/4
Opponents	7/8	6/7	4/6	2/9	0/1

Passing	Att	Cmp	Yards	Cmp%	Yds/Att	TD	TD%	Int	Int%	Lg	Sk/Yds	Rating
Parilli	344	161	2317	46.8	6.74	19	5.5	24	7.0	79t	29/250	58.3
Trull	81	27	442	33.3	5.46	1	1.2	7	8.6	52	11/75	20.8
Huarte	9	3	25	33.3	2.78	0	0.0	1	11.1	15	5/36	2.8
<b>Patriots</b>	<b>434</b>	<b>191</b>	<b>2784</b>	<b>44.0</b>	<b>6.41</b>	<b>20</b>	<b>4.6</b>	<b>32</b>	<b>7.4</b>	<b>79t</b>	<b>45/361</b>	<b>50.0</b>
<b>Opponents</b>	<b>423</b>	<b>211</b>	<b>3123</b>	<b>49.9</b>	<b>7.38</b>	<b>28</b>	<b>6.6</b>	<b>17</b>	<b>4.0</b>	<b>75t</b>	<b>31/267</b>	<b>79.8</b>

Rushing	No	Yds	Avg	Lg	TD
Nance	269	1216	4.5	53	7
Garron	46	163	3.5	20	0
Cappadonna	28	100	3.6	11	0
Parilli	14	61	4.4	18	0
Trull	19	35	1.8	10	3
Bellino	6	15	2.5	10	0
Leo	1	7	7.0	7	0
Garrett	5	7	1.4	8	0
Huarte	2	5	2.5	4	0
Graham	1	-5	-5.0	-5	0
<b>Patriots</b>	<b>391</b>	<b>1604</b>	<b>4.1</b>	<b>53</b>	<b>10</b>
<b>Opponents</b>	<b>417</b>	<b>1350</b>	<b>3.2</b>	<b>67</b>	<b>12</b>

Receiving	No	Yds	Avg	Lg	TD
Graham	41	606	14.8	79t	4
Whalen	39	651	16.7	41t	5
Cappelletti	35	397	11.3	35	3
Garron	30	507	16.9	66	5
Nance	22	196	8.9	36	1
Colclough	14	263	18.8	52	0
Cappadonna	6	104	17.3	42	1
Leo	1	25	25.0	25t	1
Nichols	1	19	19.0	19	0
Garrett	1	12	12.0	12	0
Romeo	1	4	4.0	4	0
<b>Patriots</b>	<b>191</b>	<b>2784</b>	<b>14.6</b>	<b>79t</b>	<b>20</b>
<b>Opponents</b>	<b>211</b>	<b>3123</b>	<b>10.1</b>	<b>75t</b>	<b>28</b>

Interceptions	No	Yds	Avg	Lg	TD
Webb	4	91	22.8	41	0
Buonicanti	4	7	1.8	7	0
Shonta	3	57	19.0	28	0
Mitchell	3	9	3.0	9	0
Cunningham	1	54	54.0	54	0
Charles	1	35	35.0	35t	0
Hall	1	4	4.0	4	0
<b>Patriots</b>	<b>17</b>	<b>257</b>	<b>15.1</b>	<b>54t</b>	<b>2</b>
<b>Opponents</b>	<b>32</b>	<b>640</b>	<b>20.0</b>	<b>--</b>	<b>7</b>

Punting	No	Yds	Avg	Lg	Bk
Swanson	65	2632	40.5	62	0
<b>Patriots</b>	<b>65</b>	<b>2632</b>	<b>40.5</b>	<b>62</b>	<b>0</b>
<b>Opp.</b>	<b>73</b>	<b>3062</b>	<b>41.9</b>	<b>60</b>	<b>1</b>

Punt Returns	No	FC	Yds	Avg	Lg	TD
Bellino	15	8	129	8.6	18	0
Cunningham	17	5	105	6.2	44	0
Johnson	6	1	124	20.7	52	0
Leo	5	0	54	10.8	43	0
<b>Patriots</b>	<b>43</b>	<b>14</b>	<b>412</b>	<b>9.6</b>	<b>52</b>	<b>0</b>
<b>Opponents</b>	<b>31</b>	<b>12</b>	<b>252</b>	<b>8.1</b>	<b>39</b>	<b>0</b>

Kick Returns	No	Yds	Avg	Lg	TD
Cunningham	30	627	20.9	41	0
Bellino	18	357	19.8	32	0
Leo	11	232	21.1	31	0
Garrett	4	73	18.3	20	0
Garron	3	73	24.3	26	0
Cappadonna	3	26	14.5	20	0
Singer	2	29	14.5	20	0
Ilg	1	10	10.0	10	0
Johnson	1	9	9.0	9	0
<b>Patriots</b>	<b>73</b>	<b>1436</b>	<b>19.7</b>	<b>41</b>	<b>0</b>
<b>Opponents</b>	<b>45</b>	<b>946</b>	<b>21.0</b>	<b>51</b>	<b>0</b>

Cappelletti: (-) (38n) (-) (33G,23G,49n, 20n,44n,44n,45G) (37n,51n,41G) (36n,17b) (-) (14G,42G,33G) (50n,40G,13b,12G,18G) (47n,24G) (14G) (40G,50n,51n,30G) (40n) (41G,20G).

Opponents: (20G,9G) (45n,50n,42n) (-) (49n,20n,39n) (32G,49n) (34G,35n) (12G,24G) (41n,14G,21G,26G,15n) (-) (33G,36G) (40G,49n) (44G,47n,23G) (12G,11G,23G) (13G,13G).



## 1996 FINAL OFFENSIVE STATISTICS (4-10)

Head Coaches: Mike Holovak (4-10)

Fourth in AFL East

Home Stadium: Fenway Park

Date	W/L	Score	Opponent	Attendance
9/08	W	16-7	at Buffalo	38,865
9/22	L	31-47	*NY Jets	29,192
9/29	W	20-17	at Denver	37,024
10/06	L	10-41	at Oakland	44,253
10/13	L	0-16	Houston	32,502
10/20	W	23-6	Buffalo	21,082
10/27	L	14-48	at NY Jets	62,351
11/03	L	14-35	Denver	18,304
11/10	L	17-27	San Diego	19,278
11/17	L	17-31	at Kansas City	48,271
11/24	L	10-34	Miami	18,305
12/01	W	33-14	Cincinnati	17,796
12/08	L	7-38	at Miami	24,242
12/15	L	17-45	at Houston	34,198

\* at Birmingham, AL

Team Statistics	Pats	Opp
TOTAL FIRST DOWNS	181	237
By Rushing	69	86
By Passing	94	123
By Penalty	18	28
TOTAL NET YARDS	3127	4415
Avg. per Game	223.4	315.4
Total Offensive Plays	868	922
Avg. per Play	3.6	4.8
NET YARDS RUSHING	1362	1825
Total Rushing Plays	421	479
Avg. per Rush	3.2	3.8
Avg. per Game	97.3	130.4
NET YARDS PASSING	1765	2590
Avg. per Game	126.1	185.0
Sacked/Yards Lost	38/356	27/236
Gross Yards Passing	2121	2826
Att./Completions	409/160	416/200
Completion Pct.	39.1	48.1
Had Intercepted	33	23
PUNTS/AVERAGE	96/39.9	81/40.5
PENALTIES/YARDS	67/682	70/874
FUMBLES/BALLS LOST	28/20	37/17
TOUCHDOWNS	26	49
Rushing	8	22
Passing	16	20
Returns	2	7

Score by Periods	1	2	3	4	OT	Total
Patriots	45	57	65	62	-	229
Opponents	83	111	89	123	-	406

SCORING	TD	Ru	Pa	Rt	PAT	FG	S	TP
Cappelletti	2	0	2	0	26/26	15/27	0	83
Whalen	7	0	7	0	0	0	0	42
Marsh	4	0	4	0	0	0	0	24
Nance	4	4	0	0	0	0	0	24
Gamble	2	1	1	0	0	0	0	12
Thomas	2	2	0	0	0	0	0	12
Garron	1	1	0	0	0	0	0	6
Graham	1	0	1	0	0	0	0	6
Philpott	1	0	0	1	0	0	0	6
Scarpitto	1	0	1	0	0	0	0	6
Witt	1	0	0	1	0	0	0	6
Satcher	0	0	0	0	0	0	1	2
Patriots	26	8	16	2	26/26	15/27	1	229
Opponents	49	22	20	7	49/49	21/31	0	406

2-Pt. Conversions: Patriots 0-0, Opp. 0-0.

Field Goals	1-19	20-29	30-39	40-49	50+
Cappelletti	4/4	6/7	4/6	1/8	0/2
Patriots	4/4	6/7	4/6	1/8	0/2
Opponents	7/8	7/8	4/5	3/8	0/2

Cappelletti: (10G,28G,30G) (31G) (50n,22G,42n,7G) (24G) (49n) (39G,50n,20G,49n,16G) (-) (-) (25n,45n,35G) (29G,34b,45n,35n) (15G,49n) (27G,42b) (-) (42G).

Rushing	No	Yds	Avg	Lg	TD
Nance	177	593	3.4	30t	4
Gamble	78	311	4.0	45t	1
Thomas	88	215	2.4	25	2
Garron	36	97	2.7	18	1
Sherman	25	80	3.2	17	0
Taliaferro	8	51	6.4	21	0
Marsh	4	8	2.0	11	0
Johnson	2	6	3.0	6	0
Cappelletti	1	2	2.0	2	0
Whalen	1	0	0.0	0	0
Corcoran	1	-1	-1.0	-1	0
Patriots	421	1362	3.2	45t	8
Opponents	479	1825	3.8	55t	22

Receiving	No	Yds	Avg	Lg	TD
Whalen	47	718	15.3	87t	7
Marsh	19	331	17.4	70t	4
Murphy	18	268	14.9	26	0
Graham	16	242	15.1	34	1
Nance	14	51	3.6	13	0
Cappelletti	13	182	14.0	30	2
Gamble	11	55	5.0	16	1
Thomas	10	85	8.5	32	0
Colclough	8	136	17.0	44	0
Scarpitto	2	49	24.5	33t	1
Garron	1	4	4.0	4	0
Canale	1	0	0.0	0	0
Patriots	160	2121	13.3	87t	16
Opponents	200	2826	14.1	90t	20

Interceptions	No	Yds	Avg	Lg	TD
Mitchell	7	41	5.9	20	0
Philpott	4	31	7.8	17	0
Buoniconti	3	22	7.3	14	0
Johnson	2	33	16.5	19	0
McMahon	2	27	13.5	27	0
Charles	1	29	29.0	29	0
Cheyunski	1	21	21.0	21	0
Johnson	1	11	11.0	11	0
Witt	1	4	4.0	4t	1
Satcher	1	1	1.0	1	0
Patriots	23	220	9.6	29	1
Opponents	33	510	15.5	--	3

Punting	No	Yds	Avg	Lg	Blk
Swanson	62	2449	39.5	57	2
Scarpitto	34	1382	40.6	87	2
Patriots	96	3831	39.9	87	4
Opp.	81	3280	40.5	65	0

Punt Returns	No	FC	Yds	Avg	Lg	TD
Porter	22	5	135	6.1	24	0
Johnson, B.	10	8	34	3.4	9	0
Leo	2	0	12	6.0	8	0
Graham	2	3	11	5.5	6	0
Johnson, D.	1	3	5	5.0	5	0
Patriots	37	19	197	5.3	24	0
Opponents	59	13	502	8.5	76t	1

Kick Returns	No	Yds	Avg	Lg	TD
Porter	36	812	22.6	61	0
Johnson, B.	22	442	20.1	36	0
Marsh	4	74	18.5	27	0
Johnson, D.	3	63	21.0	26	0
Long	2	20	10.0	11	0
Thomas	1	22	22.0	22	0
Graham	1	9	9.0	9	0
Cheyunski	1	0	0.0	0	0
Gamble	1	0	0.0	0	0
Patriots	71	1442	20.3	61	0
Opponents	40	901	22.5	63	0

Opponents: (42n,47b) (30G,27G,27G,48G) (27G,43n,24n) (19G,33G) (44G,40b,13b,15G,25G) (16G,11G) (12G,23G) (-) (32G,33G) (40G,50n) (17G,22G) (-) (33n,25G) (54n,42n,16G).

Passing	Att	Cmp	Yards	Cmp%	Yds/Att	TD	TD%	Int	Int%	Lg	Sk/Yds	Rating
Sherman	226	90	1199	39.8	5.31	12	5.3	16	7.1	87t	19/190	45.5
Taliaferro	176	67	889	38.1	5.05	4	2.3	15	8.5	70t	18/156	27.1
Corcoran	7	3	33	42.9	4.71	0	0.0	2	28.6	14	1/10	17.9
Patriots	409	160	2121	39.1	5.19	16	3.9	33	8.1	87t	38/356	35.6
Opponents	416	200	2826	48.1	6.79	20	4.8	23	5.5	90t	27/236	63.6





## 1969 FINAL OFFENSIVE STATISTICS (4-10)

Head Coaches: Clive Rush (4-10)

Tied Third in AFL East

Home Stadium: B.C. Alumni Stadium

Date	W/L	Score	Opponent	Attendance
9/14	L	7-35	at Denver	43,679
9/21	L	0-31	Kansas City	22,002
9/28	L	23-38	Oakland	19,069
10/05	L	14-23	NY Jets	25,584
10/11	L	16-23	at Buffalo	46,201
10/19	L	10-13	San Diego	18,346
10/26	L	17-23	at NY Jets	62,298
11/02	W	24-0	Houston	19,006
11/09	L	16-17	Miami	19,821
11/16	W	25-14	at Cincinnati	27,927
11/23	W	35-21	Buffalo	25,584
11/30	W	38-23	at Miami	32,121
12/07	L	18-28	at San Diego	33,146
12/14	L	23-27	at Houston	39,215

## Team Statistics

	Pats	Opp
TOTAL FIRST DOWNS	166	278
By Rushing	64	142
By Passing	87	115
By Penalty	15	21
TOTAL NET YARDS	3419	4810
Avg. per Game	244.2	343.6
Total Offensive Plays	729	898
Avg. per Play	4.7	5.4
NET YARDS RUSHING	1489	2359
Total Rushing Plays	367	528
Avg. per Rush	4.1	4.5
Avg. per Game	106.4	168.5
NET YARDS PASSING	1930	2451
Avg. per Game	138.6	175.1
Sacked/Yards Lost	24/261	22/159
Gross Yards Passing	2191	2619
Att./Completions	338/162	348/203
Completion Pct.	47.9	58.3
Had Intercepted	18	20
PUNTS/AVERAGE	70/41.5	55/38.6
PENALTIES/YARDS	77/837	69/810
FUMBLES/BALLS LOST	15/10	33/14
TOUCHDOWNS	32	38
Rushing	11	18
Passing	19	18
Returns	2	2

Score by Periods	1	2	3	4	OT	Total
Patriots	88	63	24	91	-	266
Opponents	78	82	92	64	-	316

SCORING	TD	Ru	Pa	Rt	PAT	FG	S	TP
Cappelletti	0	0	0	0	26/27	14/34	0	68
Frazier	7	0	7	0	0	0	0	42
Garrett	7	5	2	0	0	0	0	42
Nance	6	6	0	0	0	0	0	36
Sellers	6	0	6	0	0	0	0	36
Rademacher	3	0	3	0	0	0	0	18
Johnson	1	0	0	1	0	0	1	8
Charles	1	0	0	1	0	0	0	6
Whalen	1	0	1	0	0	0	0	6
Jones	0	0	0	0	0	0	1	2
Hammond	0	0	0	0	1/1	0	0	2
Patriots	32	11	19	2	27/32	14/34	2	266
Opponents	38	18	18	2	37/38	17/28	0	316

2-Pt. Conversions: Hammond 1-1, Janik 0-1, Taliaferro 0-1, Patriots 1-3, Opp. 0-0.

Field Goals	1-19	20-29	30-39	40-49	50+
Cappelletti	6/7	1/4	6/12	1/9	0/2
Patriots	6/7	1/4	6/12	1/9	0/2
Opponents	8/8	7/9	2/8	0/2	0/1

Passing	Att	Cmp	Yards	Cmp%	Yds/Att	TD	TD%	Int	Int%	Lg	Sk/Yds	Rating
Taliaferro	331	160	2160	48.3	6.53	19	5.7	18	5.4	77	24/261	66.0
Hammond	6	2	31	33.3	5.17	0	0.0	0	0.0	18	0/0	51.4
Garrett	1	0	0	0.0	0.0	0	0.0	0	0.0	0	0/0	39.6
Patriots	338	162	2191	47.9	6.48	19	5.6	18	5.3	77	24/261	65.6
Opponents	348	203	2610	58.3	7.50	18	5.2	20	5.7	76	22/159	75.5

Rushing	No	Yds	Avg	Lg	TD
Nance	193	750	3.9	43	6
Garrett	137	691	5.0	80t	5
Gamble	16	35	2.2	9	0
Blanks	7	30	4.3	12	0
Frazier	2	-1	-0.5	9	0
Taliaferro	12	-16	-1.3	2	0
Patriots	367	1489	4.1	80t	11
Opponents	528	2359	4.5	72	18

Receiving	No	Yds	Avg	Lg	TD
Garrett	29	267	9.2	34	2
Nance	29	168	5.8	27	0
Sellers	27	705	26.1	77	6
Frazier	19	306	16.1	50t	7
Rademacher	17	217	12.8	40	3
Whalen	16	235	14.7	47	1
Marsh	8	108	13.5	21	0
Gamble	7	74	10.6	20	0
Brown	6	69	11.5	15	0
Blanks	2	16	8.0	13	0
Cappelletti	1	21	21.0	21	0
Richardson	1	5	5.0	5	0
Patriots	162	2191	13.5	77	19
Opponents	203	2610	12.9	76t	18

Interceptions	No	Yds	Avg	Lg	TD
Carwell	4	114	28.5	38	0
Charles	4	46	11.5	25t	1
Philpott	4	37	9.2	16	0
Webb	2	32	16.0	32	0
Johnson	2	23	11.5	23	0
Cheyunski	1	37	37.0	37	0
Bramlett	1	26	26.0	26	0
Janik	1	8	8.0	8	0
Schottenheimer	1	3	3.0	3	0
Patriots	20	326	16.3	38	1
Opponents	18	225	12.5	37	1

Punting	No	Yds	Avg	Lg	Blk
Janik	70	2903	41.5	56	0
Patriots	70	2903	41.5	56	0
Opp.	55	2123	38.6	56	0

Punt Returns	No	FC	Yds	Avg	Lg	TD
Garrett	12	0	159	13.3	45	0
Carwell	5	0	43	8.6	13	0
Blanks	5	2	10	2.0	12	0
Janik	1	0	0	0.0	0	0
Gamble	0	1	0	0.0	0	0
Gladieux	0	3	0	0.0	0	0
Patriots	23	6	212	9.2	45	0
Opponents	19	21	114	6.0	64	0

Kick Returns	No	Yds	Avg	Lg	TD
Garrett	28	792	28.3	63	0
Marsh	6	136	22.7	41	0
Blanks	6	131	21.8	25	0
Scott	6	43	7.2	14	0
Gladieux	4	61	15.3	20	0
Carwell	1	28	28.0	28	0
Gamble	1	23	23.0	23	0
Berger	1	20	20.0	20	0
Schottenheimer	1	13	13.0	13	0
Patriots	54	1247	23.1	63	0
Opponents	56	1068	19.1	47	0

Cappelletti: (23n) (47n) (50n,16G) (-) (47n,32G,29n) (46n,18n,32G) (39G,49n) (30n,30G,41n) (22n,50n,17G) (11G,36G,43n,45n,43G,38n,33n) (49n,30n) (37n,13G) (34n,34G) (10G,19G,27G).

Opponents: (35n) (16G) (25G,27n) (34n,16G,24G,13G) (24G,22G,22G) (12G,28G,28n) (38G,37n,32G,13G) (35n) (17G,41n,31n) (55n) (-) (22G) (-) (30n,48n,13G,19G).



## 1970 FINAL OFFENSIVE STATISTICS (2-12)

**Head Coaches:** Clive Rush (1-6)  
John Mazur (1-6)

**Fifth in AFC-East**

**Home Stadium:** Harvard Stadium

Date	W/L	Score	Opponent	Attendance
9/20	W	27-14	Miami	32,607
9/27	L	21-31	NY Jets	36,040
10/04	L	6-14	Baltimore	38,235
10/11	L	10-23	at Kansas City	50,698
10/18	L	0-16	NY Giants	39,091
10/25	L	3-27	at Baltimore	60,240
11/01	L	10-45	Buffalo	31,148
11/08	L	0-31	at St. Louis	46,466
11/15	L	14-16	San Diego	30,597
11/22	L	3-17	at NY Jets	61,822
11/29	W	14-10	at Buffalo	31,427
12/06	L	20-37	at Miami	51,032
12/13	L	14-35	Minnesota	37,819
12/20	L	7-45	at Cincinnati	60,157

Team Statistics	Pats	Opp
<b>TOTAL FIRST DOWNS</b>	184	242
By Rushing	63	115
By Passing	98	105
By Penalty	23	22
<b>TOTAL NET YARDS</b>	2626	4261
Avg. per Game	187.6	304.4
Total Offensive Plays	768	865
Avg. per Play	3.4	4.9
<b>NET YARDS RUSHING</b>	1040	2074
Total Rushing Plays	334	503
Avg. per Rush	3.1	4.1
Avg. per Game	74.3	148.1
<b>NET YARDS PASSING</b>	1586	2187
Avg. per Game	113.3	156.2
Sacks/Yards Lost	42/389	28/243
Gross Yards Passing	1975	2430
Att./Completions	392/176	334/177
Completion Pct.	44.9	53.0
Had Intercepted	28	8
<b>PUNTS/AVERAGE</b>	86/39.1	63/43.8
<b>PENALTIES/YARDS</b>	88/849	101/1096
<b>FUMBLES/BALLS LOST</b>	18/13	33/17
<b>TOUCHDOWNS</b>	18	44
Rushing	11	20
Passing	7	19
Returns	0	5

Score by Periods	1	2	3	4	OT	Total
<b>Patriots</b>	13	50	41	45	0	149
<b>Opponents</b>	92	131	55	83	0	361

SCORING	TD	Ru	Pa	Rt	PAT	FG	S	TP
Nance	7	7	0	0	0	0	0	42
Cappelletti	0	0	0	0	12/13	6/15	0	30
Garrett	4	4	0	0	0	0	0	24
Sellers	4	0	4	0	0	0	0	24
Turner	2	0	2	0	0	0	0	12
Gogolak	0	0	0	0	5/5	2/7	0	11
Knief	1	0	1	0	0	0	0	6
<b>PATRIOTS</b>	18	11	7	0	17/18	8/22	0	149
<b>Opponent</b>	44	20	19	5	44/44	17/28	1	361

Field Goals	1-19	20-29	30-39	40-49	50+
Cappelletti	2/3	3/4	0/2	1/5	0/1
Gogolak	1/1	0/0	1/2	0/3	0/1
<b>Patriots</b>	3/4	3/4	1/4	1/8	0/2
<b>Opponents</b>	4/4	4/7	5/6	4/8	0/3

**Cappelletti:** (41G, 50n, 22G) (40n)  
(44n, 13G, 23b, 47n, 25G) (25G) (14n) (-) (-) (-)  
(-) (35n, 9G) (-) (49b, 39b) (-) (-).  
**Gogolak:** (-) (-) (-) (-) (-) (15G, 40n, 47n)  
(34n, 32G) (48b) (-) (50n) (-) (-) (-) (-).

Rushing	No	Yds	Avg	Lg	TD
Nance	145	522	3.6	21	7
Garrett	88	272	3.1	26	4
Lawson	56	99	1.8	15	0
Kapp	20	71	3.6	14	0
Blanks	13	44	3.4	12	0
Ray	5	13	2.6	4	0
Taliaferro	3	11	3.7	6	0
Gladieux	4	8	2.0	8	0
<b>Patriots</b>	334	1040	3.1	26	11
<b>Opponents</b>	503	2074	4.1	56t	20

Receiving	No	Yds	Avg	Lg	TD
Sellers	38	550	14.5	48	4
Turner	28	428	15.3	43	2
Garrett	26	216	8.3	29	0
Nance	26	148	5.7	16	0
Brown	15	145	9.7	22	0
Beer	11	150	13.6	25	0
Lawson	11	113	10.3	19	0
Frazier	9	86	9.6	16	0
Blanks	5	49	9.8	18	0
Rademacher	4	51	12.8	16	0
Knief	3	39	13.0	22t	1
<b>Patriots</b>	176	1975	11.2	48	7
<b>Opponents</b>	177	2430	13.7	60t	19

Interceptions	No	Yds	Avg	Lg	TD
Johnson	2	51	25.5	42	0
McMahon	1	72	72.0	72	0
Philpott	1	23	23.0	23	0
Scott	1	18	18.0	18	0
Bramlett	1	16	16.0	16	0
Webb	1	2	2.0	2	0
Williamson	1	2	2.0	2	0
<b>Patriots</b>	8	184	23.0	72	0
<b>Opponents</b>	28	302	10.8	59t	2

Punting	No	Yds	Avg	Lg	Blk
Janik	86	3364	39.1	57	1
<b>Patriots</b>	86	3364	39.1	57	1
<b>Opp.</b>	63	2758	43.8	67	0

Punt Returns	No	FC	Yds	Avg	Lg	TD
Garrett	17	0	168	9.9	62	0
Blanks	9	4	83	9.2	22	0
Carwell	3	0	48	16.0	45	0
Johnson	2	3	6	3.0	6	0
Lawson	1	1	0	0.0	0	0
Gladieux	0	1	0	0.0	0	0
<b>Patriots</b>	32	9	305	9.5	62	0
<b>Opponents</b>	42	16	303	7.2	54	0

Kick Returns	No	Yds	Avg	Lg	TD
Lawson	25	546	21.8	52	0
Garrett	24	511	21.3	30	0
Blanks	7	152	21.7	29	0
Carwell	1	30	30.0	30	0
Whittingham	1	24	24.0	24	0
Schottenheimer	1	8	8.0	8	0
Beer	1	4	4.0	4	0
Beverly	1	0	0.0	0	0
Brown	1	0	0.0	0	0
<b>Patriots</b>	62	1275	20.6	56	0
<b>Opponents</b>	41	841	20.5	96t	2

**Opponents:** (22n) (25G) (35n)  
(42G, 44G, 50n, 24G) (14G, 18G, 50n, 22G)  
(12G, 48G) (20G, 47n) (43G) (45n, 25n, 23n)  
(37G, 50n, 43n) (37G) (15G, 39G, 30G) (40n)  
(37G)

Passing	Att	Cmp	Yards	Cmp%	Yds/Att	TD	TD%	Int	Int%	Lg	Sk/Yds	Rating
Kapp	219	98	1104	44.7	5.04	3	1.4	17	7.8	48	27/231	32.5
Taliaferro	173	78	871	45.1	5.03	4	2.3	11	6.4	45	15/158	41.6
<b>Patriots</b>	392	176	1975	44.9	5.04	7	1.8	28	7.1	48	42/389	36.9
<b>Opponents</b>	334	177	2430	53.0	7.28	19	5.7	8	2.4	60t	28/243	85.6



## 1971 FINAL OFFENSIVE STATISTICS (6-8)

Head Coaches: John Mazur (6-8)

Third in AFC-East

Home Stadium: Schaefer Stadium

Date	W/L	Score	Opponent	Attendance
9/19	W	20-6	Oakland	55,405
9/26	L	7-34	Detroit	61,054
10/03	L	3-23	Baltimore	61,232
10/10	W	20-0	NY Jets	61,357
10/17	L	3-41	at Miami	58,822
10/24	L	21-24	at Dallas	65,708
10/31	L	10-27	at San Francisco	45,092
11/07	W	28-20	Houston	53,155
11/14	W	38-33	Buffalo	57,446
11/21	L	7-27	at Cleveland	65,238
11/28	L	20-27	at Buffalo	27,166
12/05	W	34-13	Miami	61,457
12/12	L	6-13	at NY Jets	63,175
12/19	W	21-17	at Baltimore	57,942

Team Statistics	Pats	Opp
TOTAL FIRST DOWNS	190	237
By Rushing	85	106
By Passing	94	111
By Penalty	11	20
Third Down: Made/Att.	72/198	81/208
Third Down: Eff.	36.3	38.9
TOTAL NET YARDS	3556	4072
Avg. per Game	254.0	290.9
Total Offensive Plays	786	856
Avg. per Play	4.5	4.8
NET YARDS RUSHING	1669	1918
Total Rushing Plays	419	481
Avg. per Rush	4.0	4.0
Avg. per Game	119.2	137.0
NET YARDS PASSING	1887	2154
Avg. per Game	134.8	153.9
Sacked/Yards Lost	36/319	25/249
Gross Yards Passing	2206	2403
Att./Completions	330/159	350/170
Completion Pct.	48.2	48.6
Had Intercepted	16	15
PUNTS/AVERAGE	87/37.3	66/38.8
PENALTIES/YARDS	67/657	60/559
FUMBLES/BALLS LOST	26/16	35/14
TOUCHDOWNS	29	35
Rushing	7	14
Passing	19	16
Returns	3	5

Score by Periods	1	2	3	4	OT	Total
Patriots	41	64	69	64	0	238
Opponents	82	105	54	84	0	325

SCORING	TD	Ru	Pa	Rt	PAT	FG	S	TP
Gogolak	0	0	0	0	28/28	12/21	0	64
Vataha	9	0	9	0	0	0	0	54
Nance	5	5	0	0	0	0	0	30
Beer	3	0	3	0	0	0	0	18
Sellers	3	0	3	0	0	0	0	18
Moss	2	0	1	1	0	0	0	12
Garrett	2	1	1	0	0	0	0	12
Bryant	1	0	1	0	0	0	0	6
Maitland	1	1	0	0	0	0	0	6
Carwell	1	0	0	1	0	0	0	6
Crabtree	1	0	1	0	0	0	0	6
Outlaw	1	0	0	1	0	0	0	6
Team	0	0	0	0	0/1	0	0	0
Patriots	29	7	19	3	28/29	12/21	0	238
Opponents	35	14	16	5	34/35	27/36	0	325

Field Goals	1-19	20-29	30-39	40-49	50+
Gogolak	1/1	1/3	6/7	3/7	1/3
Patriots	1/1	1/3	6/7	3/7	1/3
Opponents	8/9	4/5	5/6	9/14	1/2

Passing	Att	Cmp	Yards	Cmp%	Yds/Att	TD	TD%	Int	Int%	Lg	Sk/Yds	Rating
Plunkett	328	158	2158	48.2	6.58	19	5.8	16	4.9	88t	36/319	68.6
Gladieux	2	1	48	50.0	24.0	0	0.0	0	0.0	48	0/0	95.8
Patriots	330	159	2206	48.2	6.68	19	5.8	16	4.8	88t	36/319	69.4
Opponents	350	170	2403	48.6	6.87	16	4.6	15	4.3	74t	25/249	69.8

Rushing	No	Yds	Avg	Lg	TD
Garrett	181	784	4.3	38	1
Nance	129	463	3.6	50t	5
Plunkett	45	210	4.7	16	0
Gladieux	37	175	4.7	31	0
Maitland	13	25	1.9	6	1
Lawson	8	8	1.0	6	0
Bryant	4	1	0.3	1	0
Crabtree	2	11	5.5	18	0
Neville	0	-8	-	-8	0
Patriots	419	1669	4.0	50t	7
Opponents	481	1918	4.0	56t	14

Receiving	No	Yds	Avg	Lg	TD
Vataha	51	872	17.1	88t	9
Garrett	22	265	12.0	80t	1
Nance	18	95	5.3	12	0
Sellers	14	222	15.9	49	3
Bryant	14	212	15.1	48	1
Beer	12	191	15.9	31t	3
Moss	9	124	13.8	20t	1
Crabtree	9	120	13.3	31t	1
Gladieux	6	60	10.0	25	0
Rucker	2	24	12.0	19	0
Sykes	1	15	15.0	15	0
Maitland	1	6	6.0	6	0
Patriots	159	2206	13.9	88t	19
Opponents	170	2403	14.1	74t	16

Interceptions	No	Yds	Avg	Lg	TD
Carwell	5	72	14.4	53t	1
Kiner	4	25	6.3	14	0
Outlaw	3	89	29.7	60t	1
Beverly	2	19	9.5	19	0
Cheyunski	1	24	24.0	24	0
Patriots	15	229	15.3	60t	2
Opponents	16	157	9.8	25t	1

Punting	No	Yds	Avg	Lg	Blk
Janik	87	3249	37.3	58	0
Patriots	87	3249	37.3	58	0
Opp.	66	2564	38.8	64	1

Punt Returns	No	FC	Yds	Avg	Lg	TD
Bryant	10	1	24	2.4	16	0
Garrett	8	2	124	15.5	50	0
Harris	5	1	19	3.8	9	0
Gladieux	4	8	0	0.0	0	0
Gardin	4	5	14	3.5	5	0
Patriots	31	17	181	5.8	50	0
Opponents	36	31	279	7.8	68t	1

Kick Returns	No	Yds	Avg	Lg	TD
Garrett	24	538	22.4	37	0
Gardin	14	321	22.9	34	0
Bryant	10	252	25.2	45	0
Gladieux	6	85	14.2	20	0
Lawson	2	47	23.5	25	0
Rucker	2	45	22.5	21	0
Maitland	2	40	20.0	21	0
Mallory	1	19	19.0	19	0
Hagen	1	7	7.0	7	0
Janik	1	0	0.0	0	0
Webb	1	0	0.0	0	0
Patriots	64	1354	21.2	45	0
Opponents	49	1427	29.1	94t	1

Gogolak: (46G,22G) (-) (34G,46b,46n) (36n,53n) (51G) (-) (51n,48n,32G) (25n) (38G) (20b) (40G,17G) (37G,35G) (34G,47G) (47b).  
Opponents: (21n) (23G,27G) (42G,41G,50G) (-) (34G,46n,42G) (16G,17G,45n,12G) (35G,41G,40n) (25G,41G,37n) (17G,48G,17G,12G) (34G,15n,31G) (51n,48G,41G) (26G,30G) (16G,42n,42G) (12G,40n).



**Head Coaches:** John Mazur (2-7)  
Phil Bengston (1-4)

Date	W/L	Score	Opponent	Attendance
9/17	L	7-31	Cincinnati	60,999
9/24	W	21-20	Atlanta	60,999
10/01	W	24-23	Washington	60,999
10/08	L	14-38	at Buffalo	41,749
10/15	L	13-41	NY Jets	60,999
10/22	L	3-33	at Pittsburgh	46,081
10/29	L	10-34	at NY Jets	62,867
11/06	L	17-24	Baltimore	60,999
11/12	L	0-52	at Miami	80,010
11/19	L	24-27	Buffalo	60,999
11/26	L	0-31	at Baltimore	54,907
12/03	L	21-37	Miami	60,999
12/10	W	17-10	at New Orleans	64,889
12/17	L	21-45	at Denver	51,656

<b>Score by Periods</b>	<b>1</b>	<b>2</b>	<b>3</b>	<b>4</b>	<b>OT</b>	<b>Total</b>
<b>Patriots</b>	20	55	44	73	0	192
<b>Opponents</b>	66	165	117	98	0	446

Field Goals	1-19	20-29	30-39	40-49	50+
Walker	0/0	0/0	2/4	0/3	0/1
Gogolak	1/1	2/3	2/2	1/1	0/1
<b>Patriots</b>	<b>1/1</b>	<b>2/3</b>	<b>4/6</b>	<b>1/4</b>	<b>0/2</b>
<b>Opponents</b>	<b>6/8</b>	<b>3/4</b>	<b>10/13</b>	<b>3/8</b>	<b>0/3</b>

Punt Returns	No	FC	Yds	Avg	Lg	TD
Garrett	6	0	36	6.0	27	0
Carwell	5	1	2	0.4	4	0
Harris	4	3	5	1.3	5	0
Gladieux	2	4	-6	-3.0	-6	0
<b>Patriots</b>	<b>17</b>	<b>8</b>	<b>37</b>	<b>2.2</b>	<b>27</b>	<b>0</b>
<b>Opponents</b>	<b>34</b>	<b>24</b>	<b>366</b>	<b>10.8</b>	<b>59</b>	<b>1</b>

**Gogolak:** (-) (-) (23G,42n) (-) (36G,25G,  
50b) (16G) (20G) (36G) (-) (-) (-) (-) (-).  
**Walker:** (-) (-) (-) (-) (-) (-) (-) (-) (48b)  
(39n,36G) (48b) (40n,51n) (30n,36G) (-).

**Opponents:** (38G,51b) (38G,21G,32b,10n) (27n,50n) (11G) (37G,37G) (19G,22G, 35G,33G,32n) (21G,39n,31G) (9G,52n,18n) (16G,49n,48b) (44G,45G) (40G,45n) (36G,10G,18G) (40n,30G,45n) (35G).

Passing	Att	Cmp	Yards	Cmp%	Yds/Att	TD	TD%	Int	Int%	Lg	Sk/Yds	Rating
Plunkett	355	169	2196	47.6	6.19	8	2.3	25	7.0	62	39/385	46.1
Dowling	54	29	383	53.7	7.09	2	3.7	1	1.9	42	4/63	80.8
Garrett	1	0	0	0.0	0.0	0	0.0	1	100.0	0	1/4	--
Gladieux	1	0	0	0.0	0.0	0	0.0	1	100.0	0	0/0	--
Studstill	1	0	0	0.0	0.0	0	0.0	0	0.0	0	0/0	--
<b>Patriots</b>	<b>412</b>	<b>198</b>	<b>2579</b>	<b>48.1</b>	<b>6.26</b>	<b>10</b>	<b>2.4</b>	<b>28</b>	<b>6.8</b>	<b>62</b>	<b>44/452</b>	<b>47.9</b>
<b>Opponents</b>	<b>326</b>	<b>175</b>	<b>2634</b>	<b>53.7</b>	<b>8.08</b>	<b>23</b>	<b>7.1</b>	<b>10</b>	<b>3.1</b>	<b>62</b>	<b>15/101</b>	<b>91.2</b>



## 1973 FINAL OFFENSIVE STATISTICS (5-9)

Head Coaches: Chuck Fairbanks (5-9)

Third in AFC-East

Home Stadium: Schaefer Stadium

Date W/L Score Opponent Attendance

9/16	L	13-31	Buffalo	56,114
9/23	L	7-10	Kansas City	57,918
9/30	L	23-44	at Miami	80,047
10/07	W	24-16	Baltimore	57,044
10/14	L	7-9	NY Jets	58,659
10/21	W	13-10	at Chicago	55,701
10/28	L	14-30	Miami	61,279
11/04	L	23-24	at Philadelphia	65,070
11/11	L	13-33	at NY Jets	60,737
11/18	W	33-24	Green Bay	61,279
11/25	W	32-0	at Houston	27,344
12/02	W	30-14	San Diego	58,150
12/09	L	13-37	at Buffalo	75,841
12/16	L	13-18	at Baltimore	52,065

## Team Statistics

	Pats	Opp
TOTAL FIRST DOWNS	237	215
By Rushing	97	142
By Passing	122	67
By Penalty	18	6
Third Down: Md/Att.	73/192	69/185
Third Down: Eff.	38.0	37.3
TOTAL NET YARDS	3843	4188
Avg. per Game	274.5	299.1
Total Offensive Plays	871	832
Avg. per Play	4.4	5.0
NET YARDS RUSHING	1612	2850
Total Rushing Plays	454	560
Avg. per Rush	3.6	5.1
Avg. per Game	115.1	203.6
NET YARDS PASSING	2231	1338
Avg. per Game	159.4	95.6
Sacked/Yards Lost	37/350	32/262
Gross Yards Passing	2581	1600
Att./Completions	380/195	240/134
Completion Pct.	51.3	55.8
Had Intercepted	17	13
PUNTS/AVERAGE	61/37.7	62/40.5
PENALTIES/YARDS	50/550	77/693
FUMBLES/BALLS LOST	51/25	27/18
TOUCHDOWNS	31	32
Rushing	15	16
Passing	13	11
Returns	3	5

Score by Periods	1	2	3	4	OT	Total
Patriots	48	69	74	67	0	258
Opponents	57	86	77	80	0	300

SCORING	TD	Ru	Pa	Rt	PAT	FG	S	TP
White	0	0	0	0	21/25	14/25	0	63
Plunkett	5	5	0	0	0	0	0	30
Cunningham	5	4	1	0	0	0	0	30
Herron	4	2	1	1	0	0	0	24
Tarver	4	4	0	0	0	0	0	24
Windsor	4	0	4	0	0	0	0	24
Rucker	3	0	3	0	0	0	0	18
Vataha	3	0	2	1	0	0	0	18
Stingley	2	0	2	0	0	0	0	12
Bell	0	0	0	0	4/5	1/4	0	7
Foster	1	0	0	1	0	0	0	6
Kiner	0	0	0	0	0	0	1	2
Team	0	0	0	0	0/1	0	0	0
Patriots	31	15	13	3	25/31	15/29	1	258
Opponents	32	16	11	5	26/32	30/32	0	300

Field Goals	1-19	20-29	30-39	40-49	50+
White	6/8	2/3	3/5	3/7	0/2
Bell	0/0	0/0	1/3	0/0	0/1
Patriots	6/8	2/3	4/8	3/7	0/3
Opponents	3/3	6/7	12/14	5/8	0/0

Passing	Att	Cmp	Yards	Cmp%	Yds/Att	TD	TD%	Int	Int%	Lg	Sk/Yds	Rating
Plunkett	376	193	2550	51.3	6.78	13	3.5	17	4.5	64	37/350	66.0
Shiner	4	2	31	50.0	7.75	0	0.0	0	0.0	23	0/0	76.1
Patriots	380	195	2581	51.3	6.79	13	3.4	17	4.5	64	37/350	57.3
Opponents	240	134	1600	55.8	6.67	11	4.6	13	5.4	50	32/262	69.2

Rushing	No	Yds	Avg	Lg	TD
Cunningham	155	516	3.3	25	4
Tarver	72	321	4.5	28	4
Ashton	93	305	3.3	34	0
Plunkett	44	209	4.8	20	5
Herron	61	200	3.3	17	2
Stingley	6	64	10.7	19	0
McCall	10	15	1.5	14	0
B. Adams	2	7	3.5	4	0
Gipson	5	-1	-0.2	4	0
Rucker	2	-1	-0.5	0	0
Welch	1	-2	-2.0	-2	0
Windsor	1	-6	-6.0	-6	0
Vataha	2	-15	-7.5	-11	0
Patriots	454	1612	3.6	34	15
Opponents	560	2850	5.1	80t	16

Receiving	No	Yds	Avg	Lg	TD
Rucker	53	743	14.0	64	3
Windsor	23	348	15.1	36	4
Stingley	23	339	14.7	25	2
Vataha	20	341	17.1	48	2
Herron	18	265	14.7	29	1
Cunningham	15	144	9.6	34t	1
B. Adams	14	197	14.1	30	0
Ashton	11	113	10.3	51	0
Tarver	9	51	5.7	13	0
Welch	6	22	3.7	8	0
McCall	3	18	6.0	14	0
Patriots	195	2581	13.2	64	13
Opponents	134	1600	11.9	50	11

Interceptions	No	Yds	Avg	Lg	TD
Bolton	6	65	10.8	56	0
Durko	3	26	8.7	16	0
Anderson	2	3	1.5	3	0
Acks	1	11	11.0	11	0
Jackson	1	0	0.0	0	0
Patriots	13	105	8.1	56	0
Opponents	17	285	16.8	47t	1

Punting	No	Yds	Avg	Lg	Blk
Barnes	55	2134	38.8	53	0
White	6	163	27.1	51	0
Patriots	61	2297	37.7	53	0
Opp.	62	2509	40.5	58	1

Punt Returns	No	FC	Yds	Avg	Lg	TD
Herron	27	8	282	10.4	54	0
Stingley	3	2	21	7.0	16	0
Durko	3	2	21	7.0	15	0
Patriots	33	12	324	9.8	54	0
Opponents	29	23	154	5.3	27	0

Kick Returns	No	Yds	Avg	Lg	TD
Herron	41	1092	26.6	92t	1
Stingley	6	143	23.8	29	0
Rucker	5	103	20.6	43	0
McCall	2	17	8.5	17	0
Tarver	1	17	17.0	17	0
Windsor	1	0	0.0	0	0
Hannah	1	0	0.0	0	0
Patriots	57	1372	24.1	92t	1
Opponents	40	963	24.1	90t	1

**Bell:** (53n) (30n) (33b,36G); **White:** (40G,18b) (34n) (32G,11G,43n) (-) (49n,33G,43n,18n,47b) (-) (19G,21G,26G,18G) (48G,26,51,36G,46G) (11G) (14G,12G) (52n,36n).  
**Opponents:** (44n,48G) (33G,33n,39b) (40G,36G,40G) (38G,27G,38G) (40G,39G,22G) (30G) (25G,38G,23G) (12G) (44G,22G,28G,39G) (33G,20n) (43b) (47b) (34G,34G,19G) (16G,32G).





## 1974 FINAL OFFENSIVE STATISTICS (7-7)

Head Coaches: Chuck Fairbanks (7-7)

Tied for Third in AFC-East

Home Stadium: Schaefer Stadium

Date	W/L	Score	Opponent	Attendance
9/15	W	34-24	Miami	55,006
9/22	W	28-20	at Giants	49,267
9/29	W	20-14	LA Rams	61,279
10/06	W	42-3	Baltimore	59,502
10/13	W	24-0	at NY Jets	61,400
10/20	L	28-30	at Buffalo	80,020
10/27	W	17-14	at Minnesota	48,497
11/03	L	28-29	Buffalo	61,279
11/10	L	14-21	Cleveland	61,279
11/17	L	16-21	NY Jets	61,279
11/24	W	27-17	at Baltimore	38,971
12/01	L	26-41	Oakland	54,020
12/08	L	17-21	Steelers	61,279
12/15	L	27-34	Miami	79,420

Team Statistics	Pats	Opp
TOTAL FIRST DOWNS	255	240
By Rushing	123	100
By Passing	113	129
By Penalty	19	11
Third Down: Md/Att.	96/202	73/192
Third Down: Eff.	47.5	38.0
TOTAL NET YARDS	4474	4067
Avg. per Game	319.6	290.5
Total Offensive Plays	900	879
Avg. per Play	5.0	4.6
NET YARDS RUSHING	2134	1587
Total Rushing Plays	520	467
Avg. per Rush	4.1	3.4
Avg. per Game	152.4	113.4
NET YARDS PASSING	2340	2480
Avg. per Game	167.1	177.1
Sacked/Yards Lost	21/174	38/294
Gross Yards Passing	2514	2774
Att./Completions	359/177	374/210
Completion Pct.	49.3	56.1
Had Intercepted	23	24
PUNTS/AVERAGE	71/36.2	75/38.4
PENALTIES/YARDS	87/843	76/642
FUMBLES/BALLS LOST	26/15	29/14
TOUCHDOWNS	43	37
Rushing	21	16
Passing	19	17
Returns	3	4

Score by Periods	1	2	3	4	OT	Total
Patriots	86	116	64	82	0	348
Opponents	68	92	49	8	0	289

SCORING	TD	Ru	Pa	Rt	PAT	FG	S	TP
Smith	0	0	0	0	42/43	16/22	0	90
Herron	12	7	5	0	0	0	0	72
Cunningham	11	9	2	0	0	0	0	66
Rucker	4	0	4	0	0	0	0	24
Vataha	3	0	3	0	0	0	0	18
Plunkett	2	2	0	0	0	0	0	12
Stingley	2	1	1	0	0	0	0	12
Tarver	2	2	0	0	0	0	0	12
Geddes	1	0	0	1	0	0	0	6
Hannah	1	0	0	1	0	0	0	6
Marshall	1	0	1	0	0	0	0	6
Sanders	1	0	0	1	0	0	0	6
Schubert	1	0	1	0	0	0	0	6
Tanner	1	0	1	0	0	0	0	6
Windsor	1	0	1	0	0	0	0	6
<b>PATRIOTS</b>	<b>43</b>	<b>21</b>	<b>19</b>	<b>3</b>	<b>42/43</b>	<b>16/22</b>	<b>0</b>	<b>348</b>
<b>Opponent</b>	<b>37</b>	<b>16</b>	<b>17</b>	<b>4</b>	<b>32/37</b>	<b>11/18</b>	<b>1</b>	<b>289</b>

Field Goals	1-19	20-29	30-39	40-49	50+
Smith	0/0	6/7	8/10	2/5	0/0
<b>Patriots</b>	<b>0/0</b>	<b>6/7</b>	<b>8/10</b>	<b>2/5</b>	<b>0/0</b>
<b>Opponents</b>	<b>0/0</b>	<b>5/5</b>	<b>2/4</b>	<b>4/9</b>	<b>0/0</b>

Passing	Att	Cmp	Yards	Cmp%	Yds/Att	TD	TD%	Int	Int%	Lg	Sk/Yds	Rating
Plunkett	352	173	2457	49.1	6.98	19	5.4	22	6.3	69t	21/174	63.8
Shiner	6	3	37	50.0	6.17	0	0.0	1	16.7	18	0/0	29.9
Graff	1	1	20	100.0	20.0	0	0.0	0	0.0	20	0/0	118.0
<b>Patriots</b>	<b>359</b>	<b>177</b>	<b>2514</b>	<b>49.3</b>	<b>7.00</b>	<b>19</b>	<b>5.3</b>	<b>23</b>	<b>6.4</b>	<b>69t</b>	<b>21/174</b>	<b>63.3</b>
<b>Opponents</b>	<b>374</b>	<b>210</b>	<b>2774</b>	<b>56.1</b>	<b>7.42</b>	<b>17</b>	<b>4.5</b>	<b>24</b>	<b>6.4</b>	<b>67t</b>	<b>38/294</b>	<b>68.1</b>

Rushing	No	Yds	Avg	Lg	TD
Herron	231	824	3.6	28	7
Cunningham	166	811	4.9	75t	9
Plunkett	30	161	5.4	37	2
Tarver	41	101	2.5	18	2
Ashton	26	99	3.8	22	0
Stingley	5	63	12.6	23t	1
Wilson	15	57	3.8	12	0
Vataha	3	21	7.0	24	0
Hinton	1	1	1.0	1	0
Johnson	2	-4	-2.0	-2	0
<b>Patriots</b>	<b>520</b>	<b>2134</b>	<b>4.1</b>	<b>75t</b>	<b>21</b>
<b>Opponents</b>	<b>467</b>	<b>1587</b>	<b>3.4</b>	<b>34</b>	<b>16</b>

Receiving	No	Yds	Avg	Lg	TD
Herron	38	474	12.5	18	5
Rucker	27	436	16.1	69t	4
Vataha	25	561	22.4	59t	3
Cunningham	22	214	9.7	37	2
Adams, B.	17	244	14.4	24	0
Windsor	12	127	10.6	20	1
Stingley	10	139	13.9	20t	1
Tarver	9	37	4.1	12	0
Johnson	8	147	18.4	34	0
Wilson	3	38	12.7	23	0
Hinton	2	36	18.0	20	0
Tanner	2	23	11.5	21	1
Schubert	1	21	21.0	21t	1
Marshall	1	17	17.0	17t	1
<b>Patriots</b>	<b>177</b>	<b>2514</b>	<b>14.2</b>	<b>69t</b>	<b>19</b>
<b>Opponents</b>	<b>210</b>	<b>2774</b>	<b>13.2</b>	<b>67t</b>	<b>17</b>

Interceptions	No	Yds	Avg	Lg	TD
Bolton	7	18	2.6	10	0
Sanders	5	57	11.4	23t	1
Hunt	3	66	22.0	27	0
McCray	3	61	20.3	33	0
Mildren	3	51	17.0	41	0
Geddes	2	32	16.0	29t	1
King	1	9	9.0	9	0
<b>Patriots</b>	<b>24</b>	<b>294</b>	<b>12.3</b>	<b>41</b>	<b>2</b>
<b>Opponents</b>	<b>23</b>	<b>331</b>	<b>14.4</b>	<b>72t</b>	<b>2</b>

Punting	No	Yds	Avg	Lg	Bk
Barnes	45	1604	35.6	50	0
Chapple	26	967	37.2	57	0
<b>Patriots</b>	<b>71</b>	<b>2571</b>	<b>36.2</b>	<b>57</b>	<b>0</b>
<b>Opp.</b>	<b>75</b>	<b>2882</b>	<b>38.4</b>	<b>59</b>	<b>0</b>

Punt Returns	No	FC	Yds	Avg	Lg	TD
Herron	35	4	517	14.8	66	0
Schubert	3	2	15	5.0	11	0
Durko	1	1	1	1.0	1	0
Hinton	1	0	0	0.0	0	0
Johnson	0	3	0	0.0	0	0
Sanders	0	1	0	0.0	0	0
<b>Patriots</b>	<b>40</b>	<b>11</b>	<b>533</b>	<b>13.3</b>	<b>66</b>	<b>0</b>
<b>Opponents</b>	<b>41</b>	<b>5</b>	<b>314</b>	<b>7.7</b>	<b>42</b>	<b>0</b>

Kick Returns	No	Yds	Avg	Lg	TD
Herron	28	629	18.0	62	0
Johnson	15	303	20.2	41	0
Schubert	5	112	22.4	32	0
Hinton	3	83	27.7	53	0
Wilson	2	33	16.5	18	0
Tanner	2	17	8.5	17	0
Hunt	1	21	21.0	21	0
Durko	1	0	0.0	0	0
Smith, D.	1	0	0.0	0	0
<b>Patriots</b>	<b>58</b>	<b>1198</b>	<b>20.7</b>	<b>62</b>	<b>0</b>
<b>Opponents</b>	<b>64</b>	<b>1678</b>	<b>26.2</b>	<b>88t</b>	<b>1</b>

Smith: (21G,21n,26G) (30n) (39G,23G) (-)  
 (37G) (-) (37G) (47n,46b) (-)  
 (32G,34n,44G,35G) (33G,28G) (22G,35G)  
 (20G,44n) (46G,34G).

Opponents: (33G) (-) (41b) (31n,27G) (-)  
 (35G) (43n,34n) (45G,20G,46n,447G) (-) (-)  
 (48n,25G) (-) (40G,27G,47n) (28G,40G).



## 1975 FINAL OFFENSIVE STATISTICS (3-11)

Head Coaches: Chuck Fairbanks (3-11)

Fifth in AFC-East

Home Stadium: Schaefer Stadium

Date	W/L	Score	Opponent	Attendance
9/21	L	0-7	Houston	54,212
9/28	L	14-22	Miami	61,279
10/05	L	7-36	at NY Jets	61,415
10/12	L	10-27	at Cincinnati	55,856
10/19	W	21-10	Baltimore	56,844
10/26	W	24-16	San Francisco	60,691
11/02	L	17-24	at St. Louis	47,263
11/09	W	33-19	at San Diego	26,090
11/16	L	31-34	Dallas	61,279
11/23	L	31-45	at Buffalo	69,207
12/01	L	7-20	at Miami	68,480
12/07	L	28-30	NY Jets	57,539
12/14	L	14-34	Buffalo	59,646
12/21	L	21-34	at Baltimore	50,801

Team Statistics	Pats	Opp
TOTAL FIRST DOWNS	253	254
By Rushing	94	118
By Passing	120	120
By Penalty	26	16
Third Down: Md/Att.	82/195	90/216
Third Down: Eff.	42.1	41.7
TOTAL NET YARDS	4283	4464
Avg. per Game	305.9	318.9
Total Offensive Plays	912	956
Avg. per Play	4.7	4.7
NET YARDS RUSHING	1845	2220
Total Rushing Plays	472	555
Avg. per Rush	3.9	4.0
Avg. per Game	131.8	158.6
NET YARDS PASSING	2438	2244
Avg. per Game	174.1	160.3
Sacked/Yards Lost	39/330	33/271
Gross Yards Passing	2768	2515
Att./Completions	401/193	368/213
Completion Pct.	48.1	57.9
Had Intercepted	28	13
PUNTS/AVERAGE	83/38.8	77/39.5
PENALTIES/YARDS	89/719	103/759
FUMBLES/BALLS LOST	43/22	31/16
TOUCHDOWNS	33	42
Rushing	14	20
Passing	16	18
Returns	3	4

Score by Periods	1	2	3	4	OT	Total
Patriots	37	107	38	76	0	258
Opponents	67	77	110	104	0	358

SCORING	TD	Ru	Pa	Rt	PAT	FG	S	TP
Smith	0	0	0	0	33/33	9/17	0	60
Cunningham	8	6	2	0	0	0	0	48
Vataha	6	0	6	0	0	0	0	36
Francis	4	0	4	0	0	0	0	24
Johnson	4	3	1	0	0	0	0	24
Grogan	3	3	0	0	0	0	0	18
Calhoun	2	1	1	0	0	0	0	12
Stingley	2	0	2	0	0	0	0	12
Carter	1	0	0	1	0	0	0	6
Hamilton	1	0	0	1	0	0	0	6
Howard	1	0	0	1	0	0	0	6
Plunkett	1	1	0	0	0	0	0	6
Patriots	33	14	16	3	33/33	9/17	0	258
Opponents	42	20	18	4	37/42	23/35	0	358

Field Goals	1-19	20-29	30-39	40-49	50+
Smith	1/1	1/1	5/6	2/8	0/1
Patriots	1/1	1/1	5/6	2/8	0/1
Opponents	1/1	11/11	6/10	5/13	0/0

Passing	Att	Cmp	Yards	Cmp%	Yds/Att	TD	TD%	Int	Int%	Lg	Sk/Yds	Rating
Grogan	274	139	1976	50.7	7.21	11	4.0	18	6.6	62t	22/297	60.2
Plunkett	92	36	571	39.1	6.21	3	3.3	7	7.6	76	13/89	39.9
Graff	35	18	221	51.4	6.31	2	5.7	3	8.6	31t	4/34	54.4
Patriots	401	193	2768	48.1	6.90	16	4.0	28	7.0	76	39/330	55.1
Opponents	368	213	2515	57.9	6.83	18	4.9	13	3.5	77t	33/271	80.5

Rushing	No	Yds	Avg	Lg	TD
Cunningham	169	666	3.9	17	6
Johnson	117	488	4.2	66t	3
Herron	61	274	4.5	53	0
Grogan	30	110	3.7	14	3
Calhoun	23	104	4.5	38t	1
Carter	22	95	4.3	19	0
McQuay	33	47	1.4	9	0
Stingley	6	39	6.5	21	0
Dressler	3	8	2.7	6	0
Plunkett	4	7	1.8	5	1
Vataha	1	4	4.0	4	0
Graff	2	2	1.0	2	0
Anderson	1	1	1.0	1	0
Patriots	472	1845	3.9	66t	14
Opponents	555	2220	4.0	63t	20

Receiving	No	Yds	Avg	Lg	TD
Vataha	46	720	15.7	47	6
Francis	35	636	18.2	48	4
Cunningham	32	253	7.9	24	2
Johnson	26	294	11.3	29	1
Stingley	21	378	18.0	45	2
Burks	6	158	26.3	76	0
Windsor	6	57	9.5	12	0
Calhoun	5	111	22.2	62t	1
Herron	5	50	10.0	19	0
Wright	4	46	11.5	20	0
McQuay	4	27	6.8	16	0
Carter	2	39	19.5	26	0
Dressler	1	-1	-1.0	-1	0
Patriots	193	2768	14.3	76	16
Opponents	213	2515	11.8	77t	18

Interceptions	No	Yds	Avg	Lg	TD
Bolton	5	33	6.6	15	0
Howard	3	52	17.3	44t	1
Nelson	2	8	4.0	4	0
Reilly	1	54	54.0	54	0
Sanders	1	18	18.0	18	0
Webster	1	0	0.0	0	0
Patriots	13	165	12.7	54	1
Opponents	28	388	13.9	58	1

Punting	No	Yds	Avg	Lg	Blk
Patrick	83	3223	38.8	62	0
Patriots	83	3223	38.8	62	0
Opp.	77	3042	39.5	65	1

Punt Returns	No	FC	Yds	Avg	Lg	TD
Stingley	15	2	113	7.5	29	0
Herron	12	2	89	7.4	17	0
Johnson	6	4	60	10.0	15	0
Patriots	33	8	262	7.9	29	0
Opponents	42	12	513	12.2	69t	1

Kick Returns	No	Yds	Avg	Lg	TD
Carter	32	879	27.5	99t	1
McQuay	15	252	16.8	34	0
Johnson	10	188	18.8	32	0
Burks	4	65	16.3	25	0
Herron	2	75	37.5	40	0
Stingley	2	44	22.0	24	0
Calhoun	1	17	17.0	17	0
Patriots	66	1520	23.0	99t	1
Opponents	46	1142	24.8	59	0

Smith: (44n,46n) (40n) (-) (35G) (52n) (44G,41b) (32G) (38G,19G,35G,46G) (29G) (42b,34G) (43n) (33b) (-) (-).  
Opponents: (36n) (26G,26G,33G) (46n,47G) (29G,21G) (34G) (47n,28G) (44b,21G) (41G,49n,30G,25G,37G) (43G,26G) (28G,43n) (25G,39G) (42G,27G,48b,44G,46b,38n) (31n) (19G,44n,37n,31G).



## 1976 FINAL OFFENSIVE STATISTICS (11-3)

**Head Coaches: Chuck Fairbanks (11-3)****Tied for First in AFC-East****Home Stadium: Schaefer Stadium****Date W/L Score Opponent Attendance**

9/12	L	13-27	Baltimore	43,637
9/19	W	30-14	Miami	46,227
9/26	W	30-27	at Pittsburgh	50,350
10/03	W	48-17	Oakland	61,279
10/10	L	10-30	at Detroit	63,711
10/18	W	41-7	NY Jets	51,236
10/24	W	26-22	at Buffalo	50,383
10/31	L	3-10	at Miami	57,984
11/07	W	20-10	Buffalo	61,279
11/14	W	21-14	at Baltimore	60,020
11/21	W	38-24	at NY Jets	58,509
11/28	W	38-14	Denver	61,279
12/05	W	27-6	New Orleans	54,057
12/12	W	31-14	at Tampa Bay	46,475

**AFC PLAYOFF**

12/18	L	21-24	at Oakland	54,037
-------	---	-------	------------	--------

**Team Statistics**

	Pats	Opp
TOTAL FIRST DOWNS	260	258
By Rushing	150	102
By Passing	95	134
By Penalty	15	22
Third Down: Md/Att.	76/192	90/209
Third Down: Eff.	39.6	43.0
TOTAL NET YARDS	4694	4022
Avg. per Game	335.3	287.3
Total Offensive Plays	918	947
Avg. per Play	5.1	4.2
NET YARDS RUSHING	2948	1847
Total Rushing Plays	591	462
Avg. per Rush	5.0	4.0
Avg. per Game	210.6	131.9
NET YARDS PASSING	1746	2175
Avg. per Game	124.7	155.4
Sacked/Yards Lost	19/164	47/429
Gross Yards Passing	1910	2604
Att./Completions	309/146	437/229
Completion Pct.	47.6	52.4
Had Intercepted	20	23
PUNTS/AVERAGE	67/40.1	75/38.8
PENALTIES/YARDS	102/914	88/764
FUMBLES/BALLS LOST	28/16	37/27
TOUCHDOWNS	48	29
Rushing	24	12
Passing	18	16
Returns	6	1

Score by Periods	1	2	3	4	OT	Total
Patriots	54	133	97	92	0	376
Opponents	40	91	30	75	0	236

SCORING	TD	Ru	Pa	Rt	PAT	FG	S	TP
Smith	0	0	0	0	42/46	15/25	0	87
Grogan	13	12	0	1	0	0	0	78
Johnson	10	6	4	0	0	0	0	60
Stingley	4	0	4	0	0	0	0	24
Cunningham	3	3	0	0	0	0	0	18
Francis	3	0	3	0	0	0	0	18
Chandler	3	0	3	0	0	0	0	18
Forte	2	1	1	0	0	0	0	12
Haynes	2	0	0	2	0	0	0	12
McCray	2	0	0	2	0	0	0	12
Calhoun	1	1	0	0	0	0	0	6
Phillips	1	1	0	0	0	0	0	6
Briscoe	1	0	1	0	0	0	0	6
Brock	1	0	1	0	0	0	0	6
Vataha	1	0	1	0	0	0	0	6
Hunt	1	0	0	1	0	0	0	6
Zabel	0	0	0	0	1/1	0/0	0	1
Team	0	0	0	0	0/1	0/0	0	0
<b>PATRIOTS</b>	<b>48</b>	<b>24</b>	<b>18</b>	<b>6</b>	<b>43/48</b>	<b>15/25</b>	<b>0</b>	<b>376</b>
<b>Opponent</b>	<b>29</b>	<b>12</b>	<b>16</b>	<b>1</b>	<b>26/29</b>	<b>12/17</b>	<b>0</b>	<b>236</b>

Rushing	No	Yds	Avg	Lg	TD
Cunningham	172	824	4.8	24	3
Calhoun	129	721	5.6	54	1
Johnson	169	699	4.1	69t	6
Grogan	60	397	6.6	41t	12
Phillips	24	164	6.8	46	1
Forte	25	100	4.0	26	1
Stingley	8	45	5.6	27	0
Francis	2	12	6.0	8	0
Burks	1	2	2.0	2	0
Patrick	1	-16	-16.0	-16	0
<b>Patriots</b>	<b>591</b>	<b>2948</b>	<b>5.0</b>	<b>69t</b>	<b>24</b>
<b>Opponents</b>	<b>462</b>	<b>1847</b>	<b>4.0</b>	<b>46</b>	<b>12</b>

Receiving	No	Yds	Avg	Lg	TD
Johnson	29	343	11.8	53	4
Cunningham	27	299	11.1	41	0
Francis	26	367	14.1	48	3
Stingley	17	370	21.8	58t	4
Calhoun	12	56	4.7	12	0
Vataha	11	192	17.5	44	1
Briscoe	10	136	13.6	21	1
Chandler	5	49	9.8	29	3
Forte	3	9	3.0	6t	1
Burks	2	27	13.5	17	0
Feacher	2	38	19.0	21	0
Phillips	1	18	18.0	18	0
Brock	1	6	6.0	6t	1
<b>Patriots</b>	<b>146</b>	<b>1910</b>	<b>13.1</b>	<b>58t</b>	<b>18</b>
<b>Opponents</b>	<b>229</b>	<b>2604</b>	<b>11.4</b>	<b>55</b>	<b>16</b>

Interceptions	No	Yds	Avg	Lg	TD
Haynes	8	90	11.3	28	0
McCray	5	182	36.4	63t	2
Fox	3	67	22.3	29	0
Howard	3	28	9.3	15	0
Hunt	2	106	53.0	68t	1
Nelson	2	32	16.0	34	0
<b>Patriots</b>	<b>23</b>	<b>505</b>	<b>22.0</b>	<b>68t</b>	<b>3</b>
<b>Opponents</b>	<b>20</b>	<b>380</b>	<b>19.0</b>	<b>76</b>	<b>0</b>

Punting	No	Yds	Avg	Lg	TB	1n20
Patrick	67	2688	40.1	52	12	12
<b>Patriots</b>	<b>67</b>	<b>2688</b>	<b>40.1</b>	<b>52</b>	<b>12</b>	<b>12</b>
<b>Opp.</b>	<b>75</b>	<b>2909</b>	<b>38.8</b>	<b>57</b>	<b>8</b>	<b>7</b>

Punt Returns	No	FC	Yds	Avg	Lg	TD
Haynes	45	0	608	13.5	89t	2
Beaudoin	2	0	18	9.0	11	0
Stingley	1	0	2	2.0	2	0
<b>Patriots</b>	<b>48</b>	<b>0</b>	<b>628</b>	<b>13.1</b>	<b>89t</b>	<b>2</b>
<b>Opponents</b>	<b>37</b>	<b>7</b>	<b>288</b>	<b>7.8</b>	<b>32</b>	<b>0</b>

Kick Returns	No	Yds	Avg	Lg	TD
Phillips	14	397	28.4	71	0
Feacher	10	240	24.0	46	0
Calhoun	9	183	20.3	33	0
Beaudoin	6	134	22.3	44	0
Forte	3	62	20.7	29	0
Conn	2	29	14.5	26	0
Carter	1	19	19.0	19	0
McKay	1	23	23.0	23	0
<b>Patriots</b>	<b>46</b>	<b>1087</b>	<b>23.6</b>	<b>71</b>	<b>0</b>
<b>Opponents</b>	<b>71</b>	<b>1559</b>	<b>22.1</b>	<b>58</b>	<b>0</b>

Field Goals	1-19	20-29	30-39	40-49	50+
Smith	0/1	4/4	4/6	7/14	0/0
<b>Patriots</b>	<b>0/1</b>	<b>4/4</b>	<b>4/6</b>	<b>7/14</b>	<b>0/0</b>
<b>Opponents</b>	<b>1/1</b>	<b>2/2</b>	<b>4/5</b>	<b>4/8</b>	<b>1/1</b>

**Smith:** (31G,27G,39b) (42n,22G,47n)  
 (42G,40G,26G,37n) (-) (41G) (-) (44G,32G)  
 (43G) (46G,33G) (48n,44n) (28G)  
 (44n,19n,49G,41n) (43n) (30G).

**Opponents:** (28G,32G) (-) (32G,41G,48n)  
 (44G) (44n,36G) (-) (46G,34n) (47G) (31G)  
 (40n) (19G) (-) (50G,47n,29G) (-).

Passing	Att	Cmp	Yards	Cmp%	Yds/Att	TD	TD%	Int	Int%	Lg	Sk/Yds	Rating
Grogan	302	145	1903	48.0	6.30	18	6.0	20	6.6	58t	18/155	60.8
Owen	5	1	7	20.0	1.40	0	0.0	0	0.0	7	0/0	39.0
Johnson	2	0	0	0.0	0.0	0	0.0	0	0.0	0	0/0	0.0
Briscoe	0	0	0	0.0	0.0	0	0.0	0	0.0	0	1/9	0.0
<b>Patriots</b>	<b>309</b>	<b>146</b>	<b>1910</b>	<b>47.2</b>	<b>6.25</b>	<b>18</b>	<b>5.8</b>	<b>20</b>	<b>6.5</b>	<b>58t</b>	<b>19/164</b>	<b>59.4</b>
<b>Opponents</b>	<b>437</b>	<b>229</b>	<b>2604</b>	<b>52.4</b>	<b>5.96</b>	<b>16</b>	<b>3.7</b>	<b>23</b>	<b>5.3</b>	<b>55</b>	<b>47/429</b>	<b>60.8</b>



## 1977 FINAL OFFENSIVE STATISTICS (9-5)

**Head Coaches: Chuck Fairbanks (9-5)****Third in AFC-East****Home Stadium: Schaefer Stadium**

Date	W/L	Score	Opponent	Attendance
9/18	W	21-17	Kansas City	58,288
9/26	L	27-30 at	Cleveland OT	77,910
10/02	L	27-30 at	NY Jets	49,801
10/09	W	31-0	Seattle	54,363
10/16	W	24-20 at	San Diego	51,143
10/23	W	17-3	Baltimore	61,279
10/30	W	24-13	NY Jets	61,279
11/06	L	14-24	Buffalo	61,279
11/13	L	5-17 at	Miami	67,907
11/20	W	20-7 at	Buffalo	31,157
11/27	W	14-6	Philadelphia	58,192
12/04	W	16-10 at	Atlanta	60,738
12/11	W	14-10	Miami	61,279
12/18	L	24-30 at	Baltimore	60,763

Team Statistics	Pats	Opp
TOTAL FIRST DOWNS	247	215
By Rushing	132	86
By Passing	101	111
By Penalty	14	18
Third Down: Md/Att.	98/199	74/196
Third Down: Eff.	49.0	38.0
TOTAL NET YARDS	4310	3638
Avg. per Game	307.9	259.9
Total Offensive Plays	922	866
Avg. per Play	4.7	4.7
NET YARDS RUSHING	2303	1605
Total Rushing Plays	603	452
Avg. per Rush	3.8	3.6
Avg. per Game	164.5	114.6
NET YARDS PASSING	2007	2033
Avg. per Game	143.4	145.2
Sacked/Yards Lost	14/155	58/471
Gross Yards Passing	2162	2504
Att./Completions	305/160	356/188
Completion Pct.	52.5	52.8
Had Intercepted	21	19
PUNTS/AVERAGE	68/34.6	78/39.1
PENALTIES/YARDS	112/931	71/610
FUMBLES/BALLS LOST	28/15	20/10
TOUCHDOWNS	33	26
Rushing	13	8
Passing	17	16
Returns	3	2

Score by Periods	1	2	3	4	OT	Total
Patriots	79	65	74	60	0	278
Opponents	58	23	61	72	3	217

SCORING	TD	Ru	Pa	Rt	PAT	FG	S	TP
Smith	0	0	0	0	33/33	15/21	0	78
Stingley	6	1	5	0	0	0	0	36
Cunningham	5	4	1	0	0	0	0	30
Calhoun	4	4	0	0	0	0	0	24
Francis	4	0	4	0	0	0	0	24
Hasselbeck	4	0	4	0	0	0	0	24
Clayborn	3	0	0	3	0	0	1	20
Morgan	3	0	3	0	0	0	0	18
Forte	2	2	0	0	0	0	0	12
Grogan	1	1	0	0	0	0	0	6
Phillips	1	1	0	0	0	0	0	6
Patriots	33	13	17	3	33/33	15/21	1	278
Opponents	26	8	16	2	22/26	13/21	0	217

Field Goals	1-19	20-29	30-39	40-49	50+
Smith	1/1	4/5	9/11	1/4	0/0
Patriots	1/1	4/5	9/11	1/4	0/0
Opponents	0/1	5/5	7/11	1/4	0/0

Rushing	No	Yds	Avg	Lg	TD
Cunningham	270	1015	3.8	31t	4
Calhoun	198	727	3.7	25	4
Forte	62	157	2.5	16	2
Grogan	61	324	5.3	41	1
Phillips	5	27	5.4	13	1
Stingley	3	33	11.0	34t	1
Ivory	3	10	3.3	9	0
Morgan	1	10	10.0	10	0
Patriots	603	2303	3.8	41	13
Opponents	452	1605	3.6	66	8

Receiving	No	Yds	Avg	Lg	TD
Cunningham	42	370	8.8	35	1
Stingley	39	657	16.8	68	5
Morgan	21	443	21.1	64t	3
Francis	16	229	14.3	31t	4
Calhoun	13	152	11.7	47	0
Hasselbeck	9	76	8.4	21	4
Forte	8	88	11.0	22	0
Chandler	7	68	9.7	16	0
Burks	5	79	15.8	22	0
Patriots	160	2162	13.5	68	17
Opponents	188	2504	13.3	78	16

Interceptions	No	Yds	Avg	Lg	TD
Haynes	5	54	10.8	22	0
McCray	4	61	15.2	48	0
Howard	4	10	2.2	6	0
Fox	3	39	13.0	27	0
Hunt	2	17	8.5	10	0
Barnes	1	13	13.0	13	0
Patriots	19	194	10.2	48	0
Opponents	21	279	13.3	45	2

Punting	No	Yds	Avg	Lg	TB	In20	Bk
Patrick	68	2354	34.6	64	6	13	3
Patriots	68	2354	34.6	64	6	13	3
Opp.	78	3048	39.1	65	9	10	0

Punt Returns	No	FC	Yds	Avg	Lg	TD
Morgan	16	2	220	13.8	53	0
Haynes	24	2	200	8.3	46	0
Forte	2	1	9	4.5	6	0
Beaudoin	1	0	0	0.0	0	0
Westbrook	0	1	0	0.0	0	0
Patriots	43	6	429	10.0	53	0
Opponents	33	6	270	8.2	23	0

Kick Returns	No	Yds	Avg	Lg	TD
Clayborn	28	869	31.0	101t	3
Phillips	6	93	15.5	22	0
Beaudoin	4	73	18.3	30	0
McKay	1	16	16.0	16	0
Patriots	39	1051	26.9	101t	3
Opponents	52	1086	20.9	73	0

**Smith:** (-) (35G,28G) (44G,24G) (36G,26wr) (28G) (18G) (30G) (-) (33G) (33G,25G,44n) (-) (47s,36G,32G,29G,35b) (47b) (30G).

**Opponents:** (22G) (37G,37G,35G,44wr,39b) (37b) (37G) (-) (-) (40G) (36G,40wl,21G) (30G) (37wr,35G) (-) (19b) (33wl) (25G) (28G) (38wl,28G,45wl).

Passing	Att	Cmp	Yards	Cmp%	Yds/Att	TD	TD%	Int	Int%	Lg	Sk/Yds	Rating
Grogan	305	160	2162	52.5	7.09	17	5.6	21	6.9	68	14/155	65.2
Patriots	305	160	2162	52.5	7.09	17	5.6	21	6.9	68	14/155	65.2
Opponents	356	188	2504	52.8	7.03	16	4.5	19	5.3	78	58/471	68.3



# 1996 NEW ENGLAND PATRIOTS

## 1978 FINAL OFFENSIVE STATISTICS (11-5)

**Head Coaches:** Chuck Fairbanks (11-4)

**Ron Erhardt and Hank Bullough co-head coaches for final game (0-1)**

**First in AFC-East**

**Home Stadium:** Schaefer Stadium

**Date W/L Score Opponent Attendance**

9/03	L	14-16	Washington	55,063
9/10	W	16-6	at St. Louis	49,555
9/18	L	27-34	Baltimore	57,503
9/24	W	21-14	at Oakland	53,500
10/01	W	28-23	San Diego	61,297
10/08	W	24-14	Philadelphia	61,297
10/15	W	10-7	at Cincinnati	56,257
10/22	W	33-24	Miami	61,297
10/29	W	55-21	NY Jets	61,297
11/05	W	14-10	at Buffalo	46,101
11/12	L	23-26	Houston	61,297
11/19	W	19-17	at NY Jets	60,372
11/26	W	35-14	at Baltimore	49,404
12/03	L	10-17	at Dallas	65,045
12/10	W	26-24	Buffalo	59,927
12/18	L	3-23	at Miami	75,445

### AFC PLAYOFF

12/31	L	14-31	Houston	61,297
-------	---	-------	---------	--------

### Team Statistics

	Pats	Opp
<b>TOTAL FIRST DOWNS</b>	322	258
By Rushing	181	100
By Passing	125	143
By Penalty	16	15
Third Down: Md/Att.	92/203	96/220
Third Down: Eff.	45.3	43.6
<b>TOTAL NET YARDS</b>	5965	4615
Avg. per Game	372.8	288.4
Total Offensive Plays	1085	971
Avg. per Play	5.5	4.8
<b>NET YARDS RUSHING</b>	3165	1852
Total Rushing Plays	671	511
Avg. per Rush	4.7	3.6
Avg. per Game	197.8	115.8
<b>NET YARDS PASSING</b>	2800	2763
Avg. per Game	175.0	172.7
Sacked/Yards Lost	24/206	35/296
Gross Yards Passing	3006	3059
Att./Completions	390/196	425/235
Completion Pct.	50.3	55.3
Had Intercepted	25	22
<b>PUNTS/AVERAGE</b>	61/35.0	78/39.5
<b>PENALTIES/YARDS</b>	92/852	81/683
<b>FUMBLES/BALLS LOST</b>	35/21	34/21
<b>TOUCHDOWNS</b>	46	38
Rushing	30	14
Passing	15	21
Returns	1	3

**Score by Periods** 1 2 3 4 OT Total

**Patriots** 77 122 63 96 0 358

**Opponents** 55 60 71 97 0 286

SCORING	TD	Ru	Pa	Rt	PAT	FG	S	TP
Ivory	11	11	0	0	0	0	0	66
Fosey	0	0	0	0	29/31	11/22	0	62
Cunningham	8	8	0	0	0	0	0	48
Jackson	6	0	6	0	0	0	0	36
Grogan	5	5	0	0	0	0	0	30
Morgan	5	0	5	0	0	0	0	30
Francis	4	0	4	0	0	0	0	24
Johnson	3	3	0	0	0	0	0	18
McAlister	2	2	0	0	0	0	0	12
Smith	0	0	0	0	6/7	1/1	0	9
Lowery	0	0	0	0	7/7	0/1	0	7
Calhoun	1	1	0	0	0	0	0	6
Haynes	1	0	0	1	0	0	0	6
Bishop	0	0	0	0	0	0	1	2
Fox	0	0	0	0	0	0	1	2
Wilson	0	0	0	0	0/1	0/0	0	0
<b>PATRIOTS</b>	<b>46</b>	<b>30</b>	<b>15</b>	<b>1</b>	<b>42/46</b>	<b>12/24</b>	<b>2</b>	<b>358</b>
<b>Opponent</b>	<b>38</b>	<b>14</b>	<b>21</b>	<b>3</b>	<b>31/38</b>	<b>9/19</b>	<b>0</b>	<b>286</b>

Field Goals	1-19	20-29	30-39	40-49	50+
Smith	0/0	1/1	0/0	0/0	0/0
Lowery	0/0	0/0	0/0	0/1	0/0
Posey	1/1	3/4	5/11	2/6	0/0
<b>Patriots</b>	<b>1/1</b>	<b>4/5</b>	<b>5/11</b>	<b>2/7</b>	<b>0/0</b>
<b>Opponents</b>	<b>0/0</b>	<b>5/6</b>	<b>1/5</b>	<b>2/5</b>	<b>1/3</b>

Rushing	No	Yds	Avg	Lg	TD
Cunningham	199	768	3.9	52t	8
Ivory	141	693	4.9	28	11
Johnson	147	675	4.6	52	3
Grogan	81	539	6.7	31	5
Calhoun	76	391	5.1	73	1
McAlister	19	77	4.1	16	2
Morgan	2	11	5.5	6	0
Jackson	1	7	7.0	7	0
Tatupu	3	6	2.0	3	0
Wilson	1	0	0.0	0	0
Westbrook	1	-2	-2.0	-2	0
<b>Patriots</b>	<b>671</b>	<b>3165</b>	<b>4.7</b>	<b>73</b>	<b>30</b>
<b>Opponents</b>	<b>511</b>	<b>1852</b>	<b>3.6</b>	<b>32t</b>	<b>14</b>

Receiving	No	Yds	Avg	Lg	TD
Francis	39	543	13.9	53	4
Jackson	37	743	20.1	57	6
Morgan	34	820	24.1	75t	5
Cunningham	31	297	9.6	31	0
Johnson	26	267	10.3	31	0
Ivory	14	122	8.7	18	0
Hasselbeck	7	107	15.3	24	0
Westbrook	3	38	12.7	19	0
Calhoun	3	29	9.7	15	0
Pennywell	1	28	28.0	28	0
McAlister	1	12	12.0	12	0
<b>Patriots</b>	<b>196</b>	<b>3006</b>	<b>15.3</b>	<b>75t</b>	<b>15</b>
<b>Opponents</b>	<b>235</b>	<b>3059</b>	<b>13.0</b>	<b>67t</b>	<b>21</b>

Interceptions	No	Yds	Avg	Lg	TD
Haynes	6	123	20.5	50	1
Nelson	5	104	20.8	37	0
Clayborn	4	72	18.0	44	0
Beaudoin	3	25	8.3	13	0
Fox	2	10	5.0	10	0
Conn	1	24	24.0	24	0
Zabel	1	0	0.0	0	0
<b>Patriots</b>	<b>22</b>	<b>358</b>	<b>16.3</b>	<b>50</b>	<b>1</b>
<b>Opponents</b>	<b>25</b>	<b>252</b>	<b>10.1</b>	<b>49</b>	<b>1</b>

Punting	No	Yds	Avg	Lg	TB	In20	Blk
Wilson	54	1921	35.6	57	4	14	0
Patrick	7	216	30.9	47	0	2	0
<b>Patriots</b>	<b>61</b>	<b>2137</b>	<b>35.0</b>	<b>57</b>	<b>4</b>	<b>16</b>	<b>0</b>
<b>Opp.</b>	<b>78</b>	<b>3081</b>	<b>39.5</b>	<b>63</b>	<b>8</b>	<b>17</b>	<b>0</b>

Punt Returns	No	FC	Yds	Avg	Lg	TD
Morgan	32	4	335	10.5	48	0
Haynes	14	2	183	13.1	35	0
Conn	1	2	2	2.0	2	0
<b>Patriots</b>	<b>47</b>	<b>8</b>	<b>520</b>	<b>11.1</b>	<b>48</b>	<b>0</b>
<b>Opponents</b>	<b>29</b>	<b>10</b>	<b>272</b>	<b>9.4</b>	<b>30</b>	<b>0</b>

Kick Returns	No	Yds	Avg	Lg	TD
Clayborn	27	636	23.6	60	0
McAlister	10	186	18.6	32	0
Westbrook	7	125	17.9	33	0
Ivory	7	165	23.6	33	0
Morgan	1	17	17.0	17	0
Wheeler	1	0	0.0	0	0
Conn	1	26	26.0	26	0
Tatupu	1	17	17.0	17	0
<b>Patriots</b>	<b>55</b>	<b>1172</b>	<b>21.3</b>	<b>60</b>	<b>0</b>
<b>Opponents</b>	<b>69</b>	<b>1576</b>	<b>22.8</b>	<b>90t</b>	<b>1</b>

**Smith:** (-) (24G) (-). **Lowery:** (-) (45wl).  
**Posey:** (42G,36wl) (19G) (29G,37wr) (-) (48n) (32G,34G,37G,38wl,25wl) (48n,47G,24G) (31s) (46b,30G,36b,39n) (42s,21G) (35G).

**Opponents:** (26g,54wr) (-) (-) (35wl,47wl) (38wl,41G) (-) (25wr,44wl,52G,51wr) (29G,45wl) (-) (21G) (-) (45G,33n) (31wl) (26G) (26G) (30G).

Passing	Att	Cmp	Yards	Cmp%	Yds/Att	TD	TD%	Int	Int%	Lg	Sk/Yds	Rating
Grogan	362	181	2824	50.0	7.80	15	4.1	23	6.4	75t	21/184	63.3
Owen	26	15	182	57.7	7.00	0	0.0	2	7.7	23	3/22	47.3
Johnson	2	0	0	0.0	0.00	0	0.0	0	0.0	0	0/0	-
<b>Patriots</b>	<b>390</b>	<b>196</b>	<b>3006</b>	<b>50.3</b>	<b>7.71</b>	<b>15</b>	<b>3.8</b>	<b>25</b>	<b>6.4</b>	<b>75t</b>	<b>24/206</b>	<b>62.2</b>
<b>Opponents</b>	<b>425</b>	<b>235</b>	<b>3059</b>	<b>55.3</b>	<b>7.19</b>	<b>21</b>	<b>4.9</b>	<b>22</b>	<b>5.1</b>	<b>67t</b>	<b>35/296</b>	<b>73.1</b>





## 1979 FINAL OFFENSIVE STATISTICS (9-7)

Head Coaches: Ron Erhardt (9-7)

Second in AFC-East

Home Stadium: Schaefer Stadium

Date	W/L	Score	Opponent	Attendance
9/03	L	13-16	Pittsburgh OT	60,798
9/09	W	56-3	NY Jets	53,113
9/16	W	29-14	at Cincinnati	41,805
9/23	W	27-21	San Diego	60,916
10/01	L	14-27	at Green Bay	52,842
10/07	W	24-17	Detroit	60,629
10/14	W	27-7	at Chicago	54,128
10/21	W	28-13	Miami	61,096
10/28	L	26-31	at Baltimore	41,029
11/04	W	26-6	at Buffalo	67,935
11/11	L	10-45	at Denver	74,379
11/18	W	50-21	Baltimore	60,879
11/25	L	13-16	Buffalo OT	60,991
11/29	L	24-39	at Miami	69,174
12/09	L	26-27	at NY Jets	60,372
12/16	W	27-23	Minnesota	54,719

Team Statistics	Pats	Opp
TOTAL FIRST DOWNS	318	283
By Rushing	132	118
By Passing	159	139
By Penalty	27	26
Third Down: Md/Att.	113/254	85/225
Third Down: Eff.	44.4	37.7
TOTAL NET YARDS	5470	4323
Avg. per Game	341.9	270.2
Total Offensive Plays	1127	1019
Avg. per Play	4.8	4.3
NET YARDS RUSHING	2252	1770
Total Rushing Plays	603	495
Avg. per Rush	3.7	3.6
Avg. per Game	140.8	110.6
NET YARDS PASSING	3218	2553
Avg. per Game	201.1	159.6
Sacked/Yards Lost	49/382	57/512
Gross Yards Passing	3600	3065
Att./Completions	475/237	467/246
Completion Pct.	49.9	52.7
Had Intercepted	23	20
PUNTS/AVERAGE	84/36.2	94/38.7
PENALTIES/YARDS	99/864	103/917
FUMBLES/BALLS LOST	28/15	35/22
TOUCHDOWNS	49	39
Rushing	16	22
Passing	30	13
Returns	3	4

Score by Periods	1	2	3	4	OT	Total
Patriots	85	137	60	129	0	411
Opponents	87	93	71	69	6	326

SCORING	TD	Ru	Pa	Rt	PAT	FG	S	TP
Smith	0	0	0	0	46/49	23/33	0	115
Morgan	13	0	12	1	0	0	0	78
Jackson	7	0	7	0	0	0	0	42
Calhoun	6	5	1	0	0	0	0	36
Francis	5	0	5	0	0	0	0	30
Cunningham	5	5	0	0	0	0	0	30
Ivory	3	1	2	0	0	0	0	18
Clark	2	2	0	0	0	0	0	12
Grogan	2	2	0	0	0	0	0	12
Hawkins	1	0	0	1	0	0	0	6
Sanford	1	0	0	1	0	0	0	6
Westbrook	1	0	1	0	0	0	0	6
Penneywell	1	0	1	0	0	0	0	6
Johnson	1	1	0	0	0	0	0	6
Jarvis	1	0	1	0	0	0	0	6
<b>PATRIOTS</b>	<b>49</b>	<b>16</b>	<b>30</b>	<b>3</b>	<b>46/49</b>	<b>23/33</b>	<b>1</b>	<b>411</b>
<b>Opponent</b>	<b>39</b>	<b>22</b>	<b>13</b>	<b>4</b>	<b>36/39</b>	<b>18/26</b>	<b>1</b>	<b>326</b>

Field Goals	1-19	20-29	30-39	40-49	50+
Smith	0/0	6/6	11/13	6/14	0/0
<b>Patriots</b>	<b>0/0</b>	<b>6/6</b>	<b>11/13</b>	<b>6/14</b>	<b>0/0</b>
<b>Opponents</b>	<b>0/0</b>	<b>7/7</b>	<b>5/7</b>	<b>5/11</b>	<b>1/1</b>

Passing	Att	Cmp	Yards	Cmp%	Yds/Att
Grogan	423	206	3286	48.7	7.77
Owen	47	27	248	57.4	5.28
Westbrook	2	2	52	100.0	26.0
Cavanaugh	1	1	10	100.0	10.0
Hare	1	1	4	100.0	4.0
Jackson	1	0	0	0.0	0.0
<b>Patriots</b>	<b>475</b>	<b>237</b>	<b>3600</b>	<b>49.9</b>	<b>7.58</b>
<b>Opponents</b>	<b>467</b>	<b>246</b>	<b>3065</b>	<b>52.7</b>	<b>6.56</b>

Rushing	No	Yds	Avg	Lg	TD
Cunningham	159	563	3.5	27	5
Ivory	143	522	3.7	52	1
Calhoun	137	456	3.3	29	5
Grogan	62	368	5.8	26	2
Johnson	43	132	3.1	15	1
Clark	19	84	4.4	19	2
Tatupu	23	71	3.1	12	0
Morgan	7	39	5.6	17	0
Jackson	3	12	4.0	12	0
Westbrook	2	8	4.0	4	0
Owen	2	-1	-0.5	0	0
Cavanaugh	1	-2	-2.0	-2	0
<b>Patriots</b>	<b>603</b>	<b>2252</b>	<b>3.7</b>	<b>52</b>	<b>16</b>
<b>Opponents</b>	<b>495</b>	<b>1770</b>	<b>3.6</b>	<b>39</b>	<b>22</b>

Receiving	No	Yds	Avg	Lg	TD
Jackson	45	1013	22.5	59	7
Morgan	44	1002	22.8	63t	12
Francis	39	557	14.3	44	5
Cunningham	29	236	8.1	20	0
Ivory	23	216	9.4	24	2
Calhoun	15	66	4.4	14	1
Hasselbeck	13	158	12.2	41	0
Westbrook	9	173	19.2	38	1
Johnson	9	68	7.6	11	0
Pennywell	4	35	8.8	13t	1
Clark	2	35	17.5	20	0
Javis	2	30	15.0	15t	1
Tatupu	2	9	4.5	5	0
Chandler	1	2	2.0	2	0
<b>Patriots</b>	<b>237</b>	<b>3600</b>	<b>15.2</b>	<b>63t</b>	<b>30</b>
<b>Opponents</b>	<b>246</b>	<b>3065</b>	<b>12.5</b>	<b>82</b>	<b>13</b>

Interceptions	No	Yds	Avg	Lg	TD
Clayborn	5	56	11.2	27	0
Haynes	3	66	22.0	33	0
McCray	3	48	16.0	26	0
Fox	2	38	19.0	25	0
Hawkins	2	35	17.5	35t	1
Sanford	1	39	39.0	12	0
Beaud	1	30	30.0	30	0
Costict	1	22	22.0	22	0
Nelson	1	18	18.0	18	0
Shoate	1	0	0.0	0	0
<b>Patriots</b>	<b>20</b>	<b>352</b>	<b>17.6</b>	<b>35t</b>	<b>1</b>
<b>Opponents</b>	<b>23</b>	<b>417</b>	<b>18.1</b>	<b>56</b>	<b>0</b>

Punting	No	Yds	Avg	Lg	TB	In20	Bk
Hare	83	3038	36.6	58	11	20	1
<b>Patriots</b>	<b>84</b>	<b>3038</b>	<b>36.2</b>	<b>58</b>	<b>11</b>	<b>20</b>	<b>1</b>
<b>Opp.</b>	<b>94</b>	<b>3641</b>	<b>38.7</b>	<b>63</b>	<b>9</b>	<b>11</b>	<b>1</b>

Punt Returns	No	FC	Yds	Avg	Lg	TD
Morgan	29	21	289	10.0	80t	1
Haynes	5	1	16	3.2	5	0
Westbrook	2	0	5	2.5	5	0
Sanford	1	0	1	1.0	1	0
<b>Patriots</b>	<b>37</b>	<b>22</b>	<b>311</b>	<b>8.4</b>	<b>80t</b>	<b>1</b>
<b>Opponents</b>	<b>28</b>	<b>17</b>	<b>317</b>	<b>11.3</b>	<b>75t</b>	<b>1</b>

Kick Returns	No	Yds	Avg	Lg	TD
Clark	37	816	22.1	38	0
Sanford	10	179	17.9	23	0
Westbrook	11	151	13.7	30	0
Clayborn	2	33	16.5	20	0
Tatupu	3	15	5.0	12	0
Washington	1	18	18.0	18	0
Ivory	1	15	15.0	15	0
Morgan	1	12	12.0	12	0
<b>Patriots</b>	<b>66</b>	<b>1239</b>	<b>18.8</b>	<b>38</b>	<b>0</b>
<b>Opponents</b>	<b>80</b>	<b>1621</b>	<b>20.3</b>	<b>45</b>	<b>0</b>

**Smith:** (31G,32G) (-) (37n,47b,39G,39G) (31G,31G) (42n) (44n,48n,29G) (21G,29G) (48n) (42G,39G) (48n,49b,33G,37G) (42G) (24G,29G,42G) (47G,40n,32G) (28G) (47G,34n) (42G,30G).

**Opponents:** (43n,41G) (30G) (37n) (48n) (-) (26G) (-) (53G,40G) (37G,44n) (39G,40G,37n,49n,40n) (49G) (-) (29G,26G,29G) (31G,33G,27G) (39G,25G) (24G,43s).

TD	TD%	Int	Int%	Lg	Sk/Yds	Rating
28	6.6	20	4.7	63t	45/341	77.4
2	4.3	3	6.4	32	4/41	59.5
0	0.0	0	0.0	28	0/0	193.8
0	0.0	0	0.0	10	0/0	127.1
0	0.0	0	0.0	4	0/0	102.1
0	0.0	0	0.0	0/0	0/0	--
<b>30</b>	<b>6.3</b>	<b>23</b>	<b>4.8</b>	<b>63t</b>	<b>49/382</b>	<b>76.2</b>
<b>13</b>	<b>2.8</b>	<b>20</b>	<b>4.3</b>	<b>82</b>	<b>57/512</b>	<b>64.8</b>



## 1980 FINAL OFFENSIVE STATISTICS (10-6)

Head Coaches: Ron Erhardt (10-6)

Second in AFC-East

Home Stadium: Schaefer Stadium

Date	W/L	Score	Opponent	Attendance
9/07	W	34-17	Cleveland	49,222
9/14	L	21-37	Atlanta	48,321
9/21	W	37-31	at Seattle	61,035
9/29	W	23-14	Denver	59,602
10/05	W	21-11	at NY Jets	53,603
10/12	W	34-0	Miami	60,377
10/19	W	37-21	at Baltimore	53,924
10/26	L	13-31	at Buffalo	75,092
11/02	W	34-21	NY Jets	60,834
11/10	L	34-38	at Houston	51,524
11/16	L	14-17	Los Angeles	60,609
11/23	W	47-21	Baltimore	60,994
11/30	L	17-21	at San Francisco	45,254
12/08	L	13-16	at Miami (ot)	63,292
12/14	W	24-2	Buffalo	58,324
12/21	W	38-27	at New Orleans	38,277

Team Statistics	Pats	Opp
TOTAL FIRST DOWNS	319	270
By Rushing	139	118
By Passing	154	141
By Penalty	26	11
Third Down: Md/Att.	98/210	79/214
Third Down: Eff.	46.7	36.9
TOTAL NET YARDS	5435	4762
Avg. per Game	339.7	297.6
Total Offensive Plays	1026	983
Avg. per Play	5.3	4.8
NET YARDS RUSHING	2240	1876
Total Rushing Plays	588	481
Avg. per Rush	3.8	3.9
Avg. per Game	140.0	117.3
NET YARDS PASSING	3195	2886
Avg. per Game	199.7	180.4
Sacked/Yards Lost	25/200	44/346
Gross Yards Passing	3395	3232
Att./Completions	413/240	458/266
Completion Pct.	58.1	58.1
Had Intercepted	27	24
PUNTS/AVERAGE	63/38.0	92/41.0
PUNT RETURNS/AVG	28/8.5	60/8.6
NET PUNTING AVG.	33.6	33.3
PENALTIES/YARDS	79/696	92/833
FUMBLES/BALLS LOST	19/9	31/10
TOUCHDOWNS	52	40
Rushing	19	12
Passing	27	28
Returns	6	0

Score by Periods	1	2	3	4	OT	Total
Patriots	77	132	110	122	0	441
Opponents	64	97	56	105	3	325

SCORING	TD	Ru	Pa	Rt	PAT	FG	S	TP
Smith	0	0	0	0	51/51	26/34	0	129
Calhoun	9	9	0	0	0	0	0	54
Francis	8	0	8	0	0	0	0	48
Morgan	6	0	6	0	0	0	0	36
Jackson	5	0	5	0	0	0	0	30
Hasselback	4	0	4	0	0	0	0	24
Ivory	3	2	0	1	0	0	0	18
Johnson	3	0	3	0	0	0	0	18
Tatupu	3	3	0	0	0	0	0	18
Clark	2	1	0	1	0	0	0	12
Ferguson	2	2	0	0	0	0	0	12
Foreman	1	1	0	0	0	0	0	6
Grogan	1	1	0	0	0	0	0	6
Pennywell	1	0	1	0	0	0	0	6
Haynes	1	0	0	1	0	0	0	6
James	1	0	0	1	0	0	0	6
Shoate	1	0	0	1	0	0	0	6
Sanford	1	0	0	1	0	0	0	6
Team	0	0	0	0	0/1	0	0	0
<b>PATRIOTS</b>	<b>52</b>	<b>19</b>	<b>27</b>	<b>6</b>	<b>51/52</b>	<b>26/34</b>	<b>0</b>	<b>441</b>
<b>Opponent</b>	<b>40</b>	<b>12</b>	<b>28</b>	<b>0</b>	<b>39/40</b>	<b>14/20</b>	<b>2</b>	<b>325</b>

Rushing	No	Yds	Avg	Lg	TD
Ferguson	211	818	3.9	44	2
Calhoun	200	787	3.9	22t	9
Grogan	30	112	3.7	19	1
Ivory	42	111	2.6	20t	2
Tatupu	33	97	2.9	11	3
Cavanaugh	19	97	5.1	22	0
Foreman	23	63	2.7	7	1
Clark	9	56	6.2	15	1
Jackson	5	37	7.4	16	0
Morgan	4	36	9.0	16	0
Johnson	11	26	2.4	11	0
Hubach	1	0	0.0	0	0
<b>Patriots</b>	<b>588</b>	<b>2240</b>	<b>3.8</b>	<b>44</b>	<b>19</b>
<b>Opponents</b>	<b>481</b>	<b>1876</b>	<b>3.9</b>	<b>33</b>	<b>12</b>

Receiving	No	Yds	Avg	Lg	TD
Morgan	45	991	22.0	71	6
Francis	41	664	16.2	39	8
Jackson	35	737	21.1	40	5
Calhoun	27	129	4.8	12	0
Johnson	24	259	10.8	22	3
Ferguson	22	173	7.9	18	0
Foreman	14	99	7.1	18	0
Ivory	12	95	7.9	19	0
Hasselbeck	8	130	16.3	35t	4
Westbrook	4	60	15.0	21	0
Pennywell	4	31	7.8	16	1
Tatupu	4	27	6.8	11	0
<b>Patriots</b>	<b>240</b>	<b>3395</b>	<b>14.1</b>	<b>71</b>	<b>27</b>
<b>Opponents</b>	<b>266</b>	<b>3232</b>	<b>12.2</b>	<b>79t</b>	<b>28</b>

Interceptions	No	Yds	Avg	Lg	TD
Clayborn	5	87	17.4	29	0
Fox	4	41	10.2	23	0
James	4	32	8.0	19	0
Shoate	3	50	16.7	42t	1
Nelson	3	37	12.3	33	0
Hawkins	2	5	2.5	5	0
Haynes	1	31	31.0	31	0
Mathews	1	5	5.0	5	0
Sanford	1	0	0.0	0	0
<b>Patriots</b>	<b>24</b>	<b>288</b>	<b>12.0</b>	<b>42t</b>	<b>1</b>
<b>Opponents</b>	<b>27</b>	<b>369</b>	<b>13.7</b>	<b>80</b>	<b>0</b>

Punting	No	Yds	Avg	TB	In20	Lg	Blk
Hubach	63	2392	38.0	2	12	69	0
<b>Patriots</b>	<b>63</b>	<b>2392</b>	<b>38.0</b>	<b>2</b>	<b>12</b>	<b>69</b>	<b>0</b>
<b>Opponents</b>	<b>92</b>	<b>3775</b>	<b>41.0</b>	<b>10</b>	<b>14</b>	<b>66</b>	<b>0</b>

Punt Returns	No	FC	Yds	Avg	Lg	TD
James	33	3	331	10.0	75t	1
Haynes	17	2	140	8.2	35	0
Brown	10	1	42	4.2	14	0
<b>Patriots</b>	<b>60</b>	<b>6</b>	<b>513</b>	<b>8.6</b>	<b>75t</b>	<b>1</b>
<b>Opponents</b>	<b>28</b>	<b>13</b>	<b>237</b>	<b>8.5</b>	<b>25</b>	<b>0</b>

Kick Returns	No	Yds	Avg	Lg	TD
Ivory	36	992	27.6	98t	1
Brown	9	156	17.3	26	0
Currier	6	98	16.3	26	0
Westbrook	1	14	14.0	14	0
Clark	3	21	7.0	13	0
Pennywell	1	0	0.0	0	0
<b>Patriots</b>	<b>56</b>	<b>1281</b>	<b>22.9</b>	<b>98t</b>	<b>1</b>
<b>Opponents</b>	<b>90</b>	<b>1649</b>	<b>18.3</b>	<b>35</b>	<b>0</b>

Field Goals	1-19	20-29	30-39	40-49	50+
Smith	2-2	11-11	10-14	3-7	0-0
<b>Patriots</b>	<b>2-2</b>	<b>11-11</b>	<b>10-14</b>	<b>3-7</b>	<b>0-0</b>
<b>Opponents</b>	<b>0-0</b>	<b>8-8</b>	<b>4-8</b>	<b>2-3</b>	<b>0-1</b>

**Smith:** (37G,35G) (-) 19G,30G,44w,29G)  
 (26G,19G,36G) (-) 30G,34w,36G)  
 (27G,29G,37G) (41G,32G) (21G, 27G, 44w)  
 (26G,44G,32b) (47s) (22G, 35G)  
 (37w,42G) (23G,33G,35b) (40w,27G) (22G).  
**Opponents:** (25G) (26G,27G,39G) (33G)  
 (73s) (49b,39w,40G) (-) (35w) (23G,39w)  
 (-) (45G) (29G) (39w) (-) (27G,24G,23G) (-)  
 (30G,38G).

Passing	Att	Cmp	Yards	Cmp%	Yds/Att	TD	TD%	Int	Int%	Lg	Sk/Yds	Rating
Grogan	306	175	2475	57.2	8.09	18	5.9	22	7.2	71	17/138	73.1
Cavanaugh	105	63	885	60.0	8.43	9	8.6	5	4.8	40	8/62	95.9
Jackson	2	2	35	100.00	17.5	0	0.0	0	0.0	23	0/0	158.3
<b>Patriots</b>	<b>413</b>	<b>240</b>	<b>3395</b>	<b>58.1</b>	<b>8.22</b>	<b>27</b>	<b>6.5</b>	<b>27</b>	<b>6.5</b>	<b>71</b>	<b>25/200</b>	<b>79.3</b>
<b>Opponents</b>	<b>458</b>	<b>266</b>	<b>3232</b>	<b>58.1</b>	<b>7.06</b>	<b>28</b>	<b>6.1</b>	<b>24</b>	<b>5.2</b>	<b>79t</b>	<b>44/346</b>	<b>78.4</b>



## 1981 FINAL OFFENSIVE STATISTICS (2-14)

Head Coaches: Ron Erhardt (2-14)

Fifth in AFC-East

Home Stadium: Schaefer Stadium

Date	W/L	Score	Opponent	Attendance
9/06	L	28-29	Baltimore	49,572
9/13	L	3-13	at Philadelphia	71,089
9/21	L	21-35	Dallas	60,311
9/27	L	21-27	at Pittsburgh OT	53,344
10/04	W	33-17	Kansas City	55,931
10/11	L	24-28	at NY Jets	55,093
10/18	W	38-10	Houston	60,474
10/25	L	22-24	at Washington	50,394
11/01	L	17-27	at Oakland	44,246
11/08	L	27-30	Miami OT	60,436
11/15	L	6-17	NY Jets	45,342
11/22	L	17-20	at Buffalo	71,593
11/29	L	20-27	St. Louis	39,946
12/06	L	14-24	at Miami	50,421
12/13	L	10-19	Buffalo	42,549
12/20	L	21-23	at Baltimore	17,073

Team Statistics	Pats	Opp
<b>TOTAL FIRST DOWNS</b>	306	328
By Rushing	124	160
By Passing	166	148
By Penalty	16	20
Third Down: Md/Att.	77/208	100/230
Third Down: Eff.	37.0	43.5
<b>TOTAL NET YARDS</b>	5623	5827
Avg. per Game	351.4	364.2
Total Offensive Plays	1026	1103
Avg. per Play	5.5	5.3
<b>NET YARDS RUSHING</b>	2040	2950
Total Rushing Plays	499	644
Avg. per Rush	4.1	4.5
Avg. per Game	127.5	184.4
<b>NET YARDS PASSING</b>	3583	2877
Avg. per Game	223.9	179.8
Sacked/Yards Lost	45/321	20/175
Gross Yards Passing	3904	3052
Att./Completions	482/254	439/243
Completion Pct.	52.7	55.3
Had Intercepted	34	16
<b>PUNTS/AVERAGE</b>	75/39.3	74/38.8
<b>NET PUNTING AVG.</b>	31.8	34.5
<b>PENALTIES/YARDS</b>	88/725	86/763
<b>FUMBLES/BALLS LOST</b>	32/16	34/17
<b>TOUCHDOWNS</b>	40	42
Rushing	23	20
Passing	17	18
Returns	0	4

Score by Periods	1	2	3	4	OT	Total
<b>Patriots</b>	68	92	67	95	0	322
<b>Opponents</b>	78	117	90	76	9	370

SCORING	TD	Ru	Pa	Rt	PAT	FG	S	TP
Smith	0	0	0	0	37/39	15/24	0	82
Collins	7	7	0	0	0	0	0	42
Morgan	6	0	6	0	0	0	0	36
Hasselbeck	6	0	6	0	0	0	0	36
Cunningham	4	4	0	0	0	0	0	24
Cavanaugh	3	3	0	0	0	0	0	18
Ferguson	3	3	0	0	0	0	0	18
Tatupu	3	2	1	0	0	0	0	18
Calhoun	2	2	0	0	0	0	0	12
Grogan	2	2	0	0	0	0	0	12
Westbrook	2	0	2	0	0	0	0	12
Pennywell	1	0	1	0	0	0	0	6
Johnson	1	0	1	0	0	0	0	6
Team	0	0	0	0	0/1	0	0	0
<b>PATRIOTS</b>	40	23	17	0	37/40	15/24	0	322
<b>Opponent</b>	42	20	18	4	39/41	25/39	2	370

Field Goals	1-19	20-29	30-39	40-49	50+
Smith	0-0	7-7	2-6	5-7	1-4
<b>Patriots</b>	0-0	7-7	2-6	5-7	1-4
<b>Opponents</b>	1-1	11-12	6-10	6-14	1-2

Smith: (50w,39w) (22G) (43s) (-) (50G,43G) (22G) (32w,21G) (25G,22G,46G,53s) (38G) (27G,34G) (42G,29G) (43G,35b) (39w) (49G,50G) (42G) (-).

Passing	Att	Cmp	Yards	Cmp%	Yds/Att	TD	TD%	Int	Int%	Lg	Sk/Yds	Rating
Cavanaugh	219	115	1633	52.5	7.46	5	2.3	13	5.9	65	24/165	59.8
Grogan	216	117	1859	54.2	8.61	7	3.2	16	7.4	76t	19/137	63.0
Owen	36	15	218	41.7	6.05	1	2.8	4	11.1	28	2/19	25.0
Johnson	9	7	194	77.7	21.5	4	44.0	1	11.1	66t	0/0	258.6
Jackson	1	0	0	0.0	0.00	0	0.0	0	0.0	0	0/0	--
Collins	1	0	0	0.0	0.00	0	0.0	0	0.0	0	0/0	--
<b>Patriots</b>	482	254	3904	52.7	8.10	17	3.5	34	7.0	76t	45/321	62.1
<b>Opponents</b>	439	243	3052	55.3	6.95	18	4.1	16	3.6	55	20/175	75.7

Rushing	No	Yds	Avg	Lg	TD
Collins	204	873	4.3	29	7
Ferguson	78	340	4.4	19t	3
Cunningham	86	269	3.1	12	4
Calhoun	57	205	3.6	33	2
Tatupu	38	201	5.3	43	2
Cavanaugh	17	92	5.4	11	3
Grogan	12	49	4.1	24t	2
Morgan	2	21	10.5	11	0
Pennywell	1	3	3.0	3	0
Johnson	2	1	0.5	5	0
Jackson	2	-14	-7.0	-5	0
<b>Patriots</b>	499	2040	4.1	43	23
<b>Opponents</b>	644	2950	4.6	75t	20

Receiving	No	Yds	Avg	Lg	TD
Hasselbeck	46	808	17.6	51	6
Morgan	44	1029	23.4	76t	6
Jackson	39	669	17.2	45	0
Johnson	39	429	11.0	36	1
Collins	26	232	9.0	22	0
Tatupu	12	132	11.0	41	1
Cunningham	12	92	7.7	12	0
Dawson	7	126	18.0	42	0
Westbrook	7	122	17.4	32	2
Calhoun	7	71	10.1	20	0
Toler	5	70	14.0	23	0
Ferguson	4	39	9.8	20	0
Pennywell	3	49	16.3	22t	1
Grogan	2	27	13.5	16	0
Cavanaugh	1	9	9.0	9	0
<b>Patriots</b>	254	3904	15.4	76t	17
<b>Opponents</b>	243	3052	12.6	55	18

Interceptions	No	Yds	Avg	Lg	TD
Sanford	3	28	9.3	21	0
Fox	3	20	6.7	20	0
Clayborn	2	39	19.5	39	0
James	2	29	14.5	21	0
Buben	1	49	49.0	49	0
Hawkins	1	16	16.0	16	0
Zamberlin	1	11	11.0	11	0
Haynes	1	3	3.0	3	0
Shoate	1	0	0.0	0	0
K. Lee	1	0	0.0	0	0
<b>Patriots</b>	16	195	12.2	49	0
<b>Opponents</b>	34	570	16.8	67	1

Punting	No	Yds	Avg	TB	In20	Lg	Bk
Camarillo	47	1959	41.7	9	12	75	0
Hubach	19	726	38.2	2	2	56	0
Hartly	9	266	30.0	2	0	41	0
<b>Patriots</b>	75	2951	39.3	13	14	75	0
<b>Opponents</b>	74	2872	38.8	6	22	65	0

Punt Returns	No	FC	Yds	Avg	Lg	TD
Morgan	15	4	116	7.7	26	0
James	7	2	56	8.0	18	0
Haynes	6	1	12	2.0	6	0
Collins	3	0	15	5.0	15	0
<b>Patriots</b>	31	7	199	6.4	26	0
<b>Opponents</b>	35	8	305	8.7	75t	1

Kick Returns	No	Yds	Avg	Lg	TD
Collins	39	773	19.8	30	0
Toler	9	148	16.4	32	0
Sanford	4	82	20.5	27	0
Johnson	3	53	17.7	19	0
Dombroski	2	45	22.5	24	0
Calhoun	2	38	19.0	22	0
K. Lee	2	20	10.0	16	0
Ivory	1	19	19.0	19	0
Hasselbeck	1	7	7.0	7	0
Matthews	1	5	5.0	5	0
Hamilton	1	0	0.0	0	0
<b>Patriots</b>	65	1190	18.3	32	0
<b>Opponents</b>	68	1326	19.5	53	0

**Opponents:** (48G,19G,35G) (46G,22G,44w) (26G,40w,26G,27G,25G) (39w,48w) (40w,35G) (50w,43w) (42G) (40b,34G) (51G,27w,26G) (24G,26G,30G) (47G,39w) (28G,42w,23G,38w) (44G,45G) (37G,32G) (29G) (30G,46s).



## 1982 FINAL OFFENSIVE STATISTICS (5-4)

**Head Coaches: Ron Meyer (5-4)****Third in AFC-East****Home Stadium: Schaefer Stadium****Date W/L Score Opponent Attendance**

9/12 W 24-13 at Baltimore 39,055

9/19 L 7-31 NY Jets 53,515

11/21 L 7-10 at Cleveland 47,281

11/28 W 29-21 Houston 33,602

12/05 L 13-26 at Chicago 36,973

12/12 W 3-0 Miami 25,716

12/19 W 16-0 at Seattle 53,457

12/26 L 14-37 at Pittsburgh 50,515

1/2/83 W 30-19 Buffalo 36,218

**AFC Playoff**

1/8/83 L 13-28 at Miami 68,842

**Team Statistics****Pats****Opp****TOTAL FIRST DOWNS**

By Rushing 74 87

By Passing 63 88

By Penalty 9 10

Third Down: Md/Att. 37/109 47/122

Third Down: Eff. 33.9 38.5

Fourth Down: Md/Att. 4/7 5/8

Fourth Down: Eff. 57.1 62.5

**TOTAL NET YARDS** 2633 2808

Avg. per Game 292.6 312.0

Total Offensive Plays 526 602

Avg. per Play 5.0 4.6

**NET YARDS RUSHING** 1347 1289

Total Rushing Plays 324 315

Avg. per Rush 4.2 4.1

Avg. per Game 149.7 143.2

**NET YARDS PASSING** 1286 1519

Avg. per Game 142.9 168.8

Sacked/Yards Lost 15/134 20/172

Gross Yards Passing 1420 1691

Att./Completions 187/93 267/142

Completion Pct. 49.7 53.2

Had Intercepted 9 12

**PUNTS/AVERAGE** 49/43.7 43/39.7**NET PUNTING AVG.** 37.7 33.7**PENALTIES/YARDS** 53/412 39/290**FUMBLES/BALLS LOST** 16/8 19/11**TOUCHDOWNS** 17 18

Rushing 3 9

Passing 12 9

Returns 2 0

**Score by Periods****Patriots** 23 33 37 50 - 143**Opponents** 34 49 13 61 - 157**SCORING** TD Ru Pa Rt PAT FG S TP

Smith 0 0 0 0 6/7 5/8 0 21

Collins 3 1 2 0 0 0 0 18

Morgan 3 0 3 0 0 0 0 18

Toler 2 0 2 0 0 0 0 12

Miller 0 0 0 0 4/4 2/3 0 10

Robinson 0 0 0 0 5/5 1/2 0 8

Bradshaw 1 0 1 0 0 0 0 6

Brown 1 0 1 0 0 0 0 6

Dawson 1 0 1 0 0 0 0 6

Grogan 1 1 0 0 0 0 0 6

Hasselbeck 1 0 1 0 0 0 0 6

Sanford 1 0 0 1 0 0 0 6

R. Smith 1 0 0 1 0 0 0 6

van Eeghen 1 0 1 0 0 0 0 6

Weathers 1 1 0 0 0 0 0 6

Crump 0 0 0 0 0 0 1 2

Team 0 0 0 0 0/1 0 0 0

**PATRIOTS** 17 3 12 2 15/18 8/13 1 143**Opponent** 18 9 9 0 17/18 10/15 1 157**Rushing** No Yds Avg Lg TD

Collins 164 632 3.9 54 1

van Eeghen 82 386 4.7 17 0

Tatupu 30 168 5.6 26 0

Weathers 24 83 3.5 18 1

Grogan 9 42 4.7 19 1

Cunningham 9 21 2.3 4 0

Ferguson 1 5 5.0 5 0

Toler 1 4 4.0 4 0

Cavanaugh 2 3 1.5 3 0

Morgan 2 3 1.5 3 0

**Patriots** 324 1347 4.2 54 3**Opponents** 315 1289 4.1 48 9**Receiving** No Yds Avg Lg TD

Morgan 28 584 20.9 75t 3

Collins 19 187 9.8 33 2

Hasselbeck 15 158 10.5 41 1

Dawson 13 160 12.3 26 1

Bradshaw 6 111 18.5 48 1

Brown 4 114 28.5 41 1

Weathers 3 24 8.0 22 0

Toler 2 63 31.5 33t 2

van Eeghen 2 14 7.0 9 1

Jones 1 5 5.0 5 0

**Patriots** 93 1420 15.3 75t 12**Opponents** 142 1691 11.9 46t 9**Interceptions** No Yds Avg Lg TD

Haynes 4 26 6.5 26 0

James 3 12 4.0 12 0

Sanford 2 105 52.5 99t 1

Blackmon 2 7 3.5 7 0

Clayborn 1 26 26.0 26 0

**Patriots** 12 176 14.7 99t 1**Opponents** 9 100 11.1 44 0**Punting** No Yds Avg TB In20 Lg Blk

Camarillo 49 2140 43.7 5 10 76 0

**Patriots** 49 2140 43.7 5 10 76 0**Opponents** 43 1709 39.7 6 12 81 0**Punt Returns** No FC Yds Avg Lg TD

Smith, R. 16 8 139 8.7 19 0

**Patriots** 16 8 139 8.7 19 0**Opponents** 26 9 191 7.3 21 0**Kick Returns** No Yds Avg Lg TD

Smith, R. 24 567 23.6 98t 1

Taylor 2 46 23.0 27 0

Dombroski 1 19 19.0 19 0

Lee 1 14 14.0 14 0

**Patriots** 28 646 23.1 98t 1**Opponents** 32 614 19.2 46 0**Field Goals 1-19 20-29 30-39 40-49 50+**

Smith 0-1 2-2 2-2 1-3 0-0

Miller 0-0 2-2 0-1 0-0 0-0

Robinson 1-1 0-1 0-0 0-0 0-0

**Patriots** 0-1 5-5 2-4 1-3 0-0**Opponents** 0-0 4-4 2-3 4-5 0-3**Robinson:** (24G) (-) (33).**Miller:** (23G,25G) (36b).**Smith:** (18G,33G) (21G,41b,37G,48w,23G) (-)

(42G).

**Opponents:** (49G,37wr,30G) (30G) (24G)

(52s) (53w,43G) (45b) (52B) (21G,25G,44G)

(46G,25G).

**Passing** Att Cmp Yards Cmp% Yds/Att TD TD% Int Int% Lg Sk/Yds Rating

Grogan 122 66 930 54.1 7.62 7 5.7 4 3.3 62t 8/48 84.4

Cavanaugh 60 27 490 45.0 8.17 5 8.3 5 8.3 75t 7/86 66.7

Flick 5 0 0 0.0 0.00 0 0.0 0 0.0 0/0 --

**Patriots** 187 93 1420 49.7 7.59 12 6.4 9 4.8 75t 15/134 76.5**Opponents** 267 142 1691 53.2 6.33 9 3.4 12 4.5 46t 20/172 65.3



## 1983 FINAL OFFENSIVE STATISTICS (8-8)

Head Coaches: Ron Meyer (8-8)

Second in AFC-East

Home Stadium: Sullivan Stadium

Date	W/L	Score	Opponent	Attendance
9/04	L	23-29	Baltimore (OT)	45,526
9/11	L	24-34	at Miami	59,343
9/18	W	23-13	NY Jets	43,182
9/25	W	28-23	at Pittsburgh	58,282
10/02	L	13-33	San Francisco	54,293
10/09	L	7-12	at Baltimore	35,618
10/16	W	37-21	San Diego	59,016
10/23	W	31-0	at Buffalo	60,424
10/30	L	13-24	at Atlanta	47,546
11/06	W	21-7	Buffalo	42,604
11/13	W	17-6	Miami	60,771
11/20	L	0-30	Cleveland	40,987
11/27	L	3-26	at NY Jets	48,620
12/04	W	7-0	New Orleans	24,579
12/11	W	21-7	at LA Rams	46,503
12/18	L	6-24	at Seattle	59,688

Team Statistics	Pats	Opp
TOTAL FIRST DOWNS	284	326
By Rushing	130	129
By Passing	138	172
By Penalty	16	25
Third Down: Md/Att.	82/205	101/234
Third Down: Eff.	40.0	43.1
Fourth Down: Md/Att.	4/12	8/19
Fourth Down: Eff.	33.3	42.1
TOTAL NET YARDS	5311	5576
Avg. per Game	331.9	348.5
Total Offensive Plays	995	1102
Avg. per Play	5.3	5.1
NET YARDS RUSHING	2605	2281
Total Rushing Plays	538	549
Avg. per Rush	4.8	4.2
Avg. per Game	162.8	142.6
NET YARDS PASSING	2706	3295
Avg. per Game	169.1	205.9
Sacked/Yards Lost	45/334	39/270
Gross Yards Passing	3040	3565
Att/Completions	412/220	514/277
Completion Pct.	53.4	53.9
Had Intercepted	18	17
PUNTS/AVERAGE	81/44.6	78/42.0
NET PUNTING AVG.	37.1	34.8
PENALTIES/YARDS	90/815	84/674
FUMBLES/BALLS LOST	47/20	30/19
TOUCHDOWNS	36	31
Rushing	19	9
Passing	16	19
Returns	1	3

Score by Periods	1	2	3	4	OT	Total
Patriots	53	71	40	110	0	274
Opponents	47	110	67	59	6	289

SCORING	TD	Ru	Pa	Rt	PAT	FG	S	TP
Collins	10	10	0	0	0	0	0	60
Ramsey	6	0	6	0	0	0	0	36
Steinfurt	0	0	0	0	16/17	6/15	0	34
Tatupu	5	4	1	0	0	0	0	30
Smith	0	0	0	0	12/15	3/6	0	21
C. Weathers	3	0	3	0	0	0	0	18
Grogan	2	2	0	0	0	0	0	12
Morgan	2	0	2	0	0	0	0	12
Starring	2	0	2	0	0	0	0	12
van Eeghen	2	2	0	0	0	0	0	12
Dawson	1	0	1	0	0	0	0	6
Jones	1	0	1	0	0	0	0	6
R. Weathers	1	1	0	0	0	0	0	6
Weishuhn	1	0	0	1	0	0	0	6
Zendejas	0	0	0	0	3/4	0/1	0	3
<b>PATRIOTS</b>	<b>36</b>	<b>19</b>	<b>16</b>	<b>1</b>	<b>31/36</b>	<b>9/22</b>	<b>0</b>	<b>274</b>
<b>Opponent</b>	<b>31</b>	<b>9</b>	<b>19</b>	<b>3</b>	<b>29/30</b>	<b>24/31</b>	<b>1</b>	<b>289</b>

**Sacks:** Tippet 8.5, Adams 8.0, Owens 4.0, Blackmon 3.5, Browning 2.0, James 2.0, McGrew 2.0, Rembert 2.0, Weishuhn 2.0, Williams, T. 2.0, Nelson 1.0, Williams, L. 1.0, Harris 0.5, Rogers 0.5. Team 39.0, Opp. 45.0.

Passing	Att	Cmp	Yards	Cmp%	Yds/Att	TD	TD%	Int	Int%	Lg	Sk/Yds	Rating
Grogan	303	168	2411	55.4	7.95	15	4.9	12	3.9	76t	29/195	81.4
Eason	95	46	557	48.4	5.86	1	1.0	5	5.2	35	16/139	48.8
Kerrigan	14	6	72	42.9	5.14	0	0.0	1	7.1	19	0/0	29.5
<b>Patriots</b>	<b>412</b>	<b>220</b>	<b>3040</b>	<b>53.4</b>	<b>7.37</b>	<b>16</b>	<b>4.3</b>	<b>18</b>	<b>4.3</b>	<b>76t</b>	<b>45/334</b>	<b>72.1</b>
<b>Opponents</b>	<b>514</b>	<b>277</b>	<b>3565</b>	<b>53.9</b>	<b>6.93</b>	<b>19</b>	<b>3.6</b>	<b>17</b>	<b>3.3</b>	<b>68t</b>	<b>39/270</b>	<b>74.4</b>

Rushing	No	Yds	Avg	Lg	TD
Collins	219	1049	4.8	50t	10
Tatupu	106	578	5.5	55	4
R. Weathers	73	418	5.7	77	1
van Eeghen	95	358	3.8	11	2
Grogan	23	108	4.7	17	2
Eason	19	39	2.1	12	0
C. Weathers	1	28	28.0	28	0
Kerrigan	1	14	14.0	14	0
Morgan	1	13	13.0	13	0
<b>Patriots</b>	<b>538</b>	<b>2605</b>	<b>4.8</b>	<b>77</b>	<b>19</b>
<b>Opponents</b>	<b>549</b>	<b>2281</b>	<b>4.2</b>	<b>29</b>	<b>9</b>

Receiving	No	Yds	Avg	Lg	TD
Morgan	58	863	14.9	50t	2
Collins	27	257	9.5	20	0
Ramsey	24	335	14.0	39	6
R. Weathers	23	212	9.2	19	0
Jones	20	323	16.2	30	1
C. Weathers	19	379	19.9	58t	3
Starring	17	389	22.9	76t	2
van Eeghen	10	102	10.2	23	0
Tatupu	10	97	9.7	17	1
Dawson	9	84	9.3	14	1
Hasselbeck	1	7	7.0	7	0
B. Williams	1	0	0.0	0	0
Grogan	1	-8	-8.0	-8	0
<b>Patriots</b>	<b>220</b>	<b>3040</b>	<b>13.8</b>	<b>76t</b>	<b>16</b>
<b>Opponents</b>	<b>277</b>	<b>3565</b>	<b>12.9</b>	<b>68t</b>	<b>19</b>

Interceptions	No	Yds	Avg	Lg	TD
Sanford	7	24	3.4	16	0
James	5	99	19.8	46	0
Marion	2	4	2.0	4	0
Blackmon	1	39	39.0	39	0
Nelson	1	6	6.0	6	0
McGrew	1	3	3.0	3	0
Weishuhn	0	27	-	27t	1
<b>Patriots</b>	<b>17</b>	<b>202</b>	<b>11.9</b>	<b>46</b>	<b>1</b>
<b>Opponents</b>	<b>18</b>	<b>361</b>	<b>20.1</b>	<b>65t</b>	<b>1</b>

Punting	No	Yds	Avg	TB	In20	Lg	Blk
Camarillo	81	3615	44.6	11	25	70	0
<b>Patriots</b>	<b>81</b>	<b>3615</b>	<b>44.6</b>	<b>11</b>	<b>25</b>	<b>70</b>	<b>0</b>
<b>Opponents</b>	<b>78</b>	<b>3273</b>	<b>42.0</b>	<b>8</b>	<b>21</b>	<b>62</b>	<b>0</b>

Punt Returns	No	FC	Yds	Avg	Lg	TD
R. Smith	38	12	398	10.5	55	0
C. Weathers	4	0	1	0.3	3	0
Sanford	1	2	0	0.0	0	0
Lee	1	0	0	0.0	0	0
<b>Patriots</b>	<b>44</b>	<b>14</b>	<b>399</b>	<b>9.1</b>	<b>55</b>	<b>0</b>
<b>Opponents</b>	<b>48</b>	<b>6</b>	<b>392</b>	<b>8.2</b>	<b>22</b>	<b>0</b>

Kick Returns	No	Yds	Avg	Lg	TD
R. Smith	42	916	21.8	53	0
R. Weathers	3	68	22.7	29	0
C. Weathers	3	58	19.3	33	0
Jones	4	63	15.8	23	0
Lee	4	40	10.0	19	0
Golden	1	10	10.0	10	0
<b>Patriots</b>	<b>57</b>	<b>1155</b>	<b>20.3</b>	<b>53</b>	<b>0</b>
<b>Opponents</b>	<b>56</b>	<b>1082</b>	<b>19.3</b>	<b>60</b>	<b>0</b>

Field Goals	1-19	20-29	30-39	40-49	50+
Steinfurt	0-0	3-4	3-5	0-6	0-0
Smith	0-0	1-1	1-4	1-1	0-0
Zendejas	0-0	0-0	0-0	0-1	0-0
<b>Patriots</b>	<b>0-0</b>	<b>4-5</b>	<b>4-9</b>	<b>1-8</b>	<b>0-0</b>
<b>Opponents</b>	<b>2-2</b>	<b>12-13</b>	<b>6-8</b>	<b>1-2</b>	<b>3-6</b>

**Smith:** (36wr,33wl,39G) (22G) (43G) (-)  
 (37wr). **Steinfurt:** (41wl) (35G,20G,32G)  
 (47wl,48wr,22G) (-) (46b) (44wr,20G) (-)  
 (39wl,33G) (37s,48wl,24wl). **Zendejas:** (41wl) (-)  
**Opponents:** (25G,52G,33G) (28G,23G) (-)  
 (20G,34G,28G) (45G,35G,36G,24G) (52G) (-)  
 (54wl,47wl) (23G) (24wl) (52G,29G,53wl)  
 (22G,20G,20G) (18G,34G,35G,19G) (35wl)  
 (41wl) (29G,34wr)





# 1996 NEW ENGLAND PATRIOTS

## 1984 FINAL OFFENSIVE STATISTICS (9-7)

**Head Coaches:** Ron Meyer (5-3),  
Raymond Berry (4-4)

**Second in AFC-East**

**Home Stadium:** Sullivan Stadium

Date	W/L	Score	Opponent	Attendance
9/02	W	21-17	at Buffalo	48,528
9/09	L	7-28	at Miami	66,083
9/16	W	38-23	Seattle	43,140
9/23	L	10-26	Washington	60,503
9/30	W	28-21	at NY Jets	68,978
10/07	W	17-16	at Cleveland	53,036
10/14	W	20-14	Cincinnati	48,154
10/21	L	24-44	Miami	60,711
10/28	W	30-20	NY Jets	60,513
11/04	L	19-26	at Denver	74,908
11/11	W	38-10	Buffalo	43,313
11/18	W	50-17	at Indianapolis	60,009
11/22	L	17-20	at Dallas	55,341
12/02	L	10-33	St. Louis	53,558
12/09	L	17-27	at Philadelphia	41,581
12/16	W	16-10	Indianapolis	22,383

Team Statistics	Pats	Opp
<b>TOTAL FIRST DOWNS</b>	315	311
By Rushing	104	109
By Passing	186	182
By Penalty	25	20
Third Down: Md/Att.	83/214	90/255
Third Down: Eff.	39.0	40.0
Fourth Down: Md/Att.	4/5	9/18
Fourth Down: Eff.	80.0	50.0
<b>TOTAL NET YARDS</b>	5263	5100
Avg. per Game	328.9	318.7
Total Offensive Plays	1048	1066
Avg. per Play	5.0	4.8
<b>NET YARDS RUSHING</b>	2032	1886
Total Rushing Plays	482	498
Avg. per Rush	4.2	3.8
Avg. per Game	127.0	117.8
<b>NET YARDS PASSING</b>	3231	3214
Avg. per Game	201.9	200.8
Sacked/Yards Lost	66/454	55/452
Gross Yards Passing	3685	3666
Att./Completions	500/292	513/283
Completion Pct.	58.4	55.2
Had Intercepted	14	17
<b>PUNTS/AVERAGE</b>	92/42.4	83/40.3
<b>NET PUNTING AVG.</b>	35.0	33.4
<b>PENALTIES/YARDS</b>	86/674	87/773
<b>FUMBLES/BALLS LOST</b>	29/15	33/8
<b>TOUCHDOWNS</b>	42	42
Rushing	15	11
Passing	26	25
Returns	1	6

Score by Periods	1	2	3	4	OT	Total
<b>Patriots</b>	68	74	108	112	0	362
<b>Opponents</b>	78	115	84	75	0	352

SCORING	TD	Ru	Pa	Rt	PAT	FG	S	TP
Franklin	0	0	0	0	42/42	22/28	0	108
Ramsey	7	0	7	0	0	0	0	42
Collins	5	5	0	0	0	0	0	30
Eason	5	5	0	0	0	0	0	30
Morgan	5	0	5	0	0	0	0	30
Dawson	4	0	4	0	0	0	0	24
Starring	4	0	4	0	0	0	0	24
Tatupu	4	4	0	0	0	0	0	24
Jones	3	0	2	1	0	0	0	18
C. Weathers	2	0	2	0	0	0	0	12
C. James	1	1	0	0	0	0	0	6
Robinson	1	0	1	0	0	0	0	6
Fryar	1	0	1	0	0	0	0	6
R. James	0	0	0	0	0	0	1	2
<b>PATRIOTS</b>	42	15	26	1	42/42	22/28	1	362
<b>Opponent</b>	42	11	25	6	37/42	21/31	0	352

**Sacks:** Tippet 18.5, Owens 6.5, Williams, T. 6.0, Blackmon 5.0, Adams 4.0, Nelson 4.0, Sims 3.5, Henson 2.0, Rogers 2.0, Williams L. 1.5, Marion 1.0, McGrew 0.5, Rembert 0.5. Team 55.0 Opp. 66.0.

Field Goals	1-19	20-29	30-39	40-49	50+
Franklin	2-2	10-10	4-7	6-8	0-1
<b>Patriots</b>	2-2	10-10	4-7	6-8	0-1
<b>Opponents</b>	2-2	9-9	4-8	5-10	1-2

Passing	Att	Cmp	Yards	Cmp%	Yds/Att	TD	TD%	Int	Int%	Lg	Sk/Yds	Rating
Eason	431	259	3228	60.1	7.49	23	5.3	8	1.8	76t	59/409	93.4
Grogan	68	32	444	47.1	6.53	3	4.4	6	8.8	65t	7/45	46.4
Kerrigan	1	1	13	100.0	13.0	0	0.0	0	0.0	13	0/0	139.6
<b>Patriots</b>	500	292	3685	58.4	7.37	26	5.2	14	2.8	76t	66/454	87.1
<b>Opponents</b>	513	283	3666	55.2	7.14	25	4.9	17	3.3	68t	55/452	80.3

Rushing	No	Yds	Avg	Lg	TD
C. James	160	790	4.9	73	1
Tatupu	133	553	4.2	20t	4
Collins	138	550	4.0	21	5
Eason	40	154	3.9	25t	5
Grogan	7	12	1.7	13	0
Fryar	2	-11	-5.5	0	0
Starring	2	-16	-8.0	0	0
<b>Patriots</b>	482	2032	4.2	73	15
<b>Opponents</b>	498	1886	3.8	53	11

Receiving	No	Yds	Avg	Lg	TD
Ramsey	66	792	12.0	34	7
Starring	46	657	14.3	65t	4
Dawson	39	427	10.9	27	4
Morgan	38	709	18.7	76t	5
C. James	22	159	7.2	16	0
Jones	19	244	12.8	22	2
Tatupu	16	159	9.9	24	0
Collins	16	100	6.2	19	0
Fryar	11	164	14.9	26	1
C. Weathers	8	115	14.4	29	2
Hawthorne	7	127	18.1	26	0
Robinson	4	32	8.0	17	1
<b>Patriots</b>	292	3685	12.6	76t	26
<b>Opponents</b>	283	3666	13.0	68t	25

Interceptions	No	Yds	Avg	Lg	TD
Clayborn	3	102	34.0	85	0
Lippett	3	23	7.7	13	0
Marion	2	39	19.5	26	0
R. James	2	14	7.0	14	0
Gibson	2	4	2.0	4	0
Sanford	2	2	1.0	2	0
Dombroski	1	23	23.0	23	0
Blackmon	1	3	3.0	3	0
Nelson	1	0	0.0	0	0
<b>Patriots</b>	17	210	12.4	85	0
<b>Opponents</b>	14	237	16.9	86t	3

Punting	No	Yds	Avg	TB	In20	Lg	Blk
Camarillo	48	2020	42.1	7	12	61	0
Prestridge	44	1884	42.8	5	8	89	0
<b>Patriots</b>	92	3904	42.4	12	20	89	0
<b>Opponents</b>	83	3345	40.3	7	17	64	0

Punt Returns	No	FC	Yds	Avg	Lg	TD
Fryar	36	10	347	9.6	55	0
Starring	10	1	73	7.3	16	0
C. Weathers	1	0	7	7.0	7	0
Gibson	1	0	3	3.0	3	0
Sanford	0	2	0	0.0	0	0
R. James	0	2	0	0.0	0	0
<b>Patriots</b>	48	15	430	9.0	55	0
<b>Opponents</b>	45	12	442	9.8	47t	1

Kick Returns	No	Yds	Avg	Lg	TD
Collins	26	544	20.9	46	0
J. Williams	23	461	20.0	29	0
Fryar	5	95	19.0	22	0
Lee	3	43	14.3	17	0
Robinson	3	38	12.7	14	0
Smith	1	22	22.0	22	0
Jones	1	20	20.0	20	0
Hawthorne	1	14	14.0	14	0
Tatupu	1	9	9.0	9	0
<b>Patriots</b>	64	1246	19.5	46	0
<b>Opponents</b>	73	1373	18.8	69	0

**Franklin:** (-) (-) (32G) (44s,22G) (33wl,49wl) (45G) (20G,27G) (48G) (20G,27G,47G) (30G,40G,36wr,47G,19G) (21G) (28G,40G) (29G,56s) (19G) (24G,38wl) (21G,34G,36G).

**Opponents:** (45wl,27G) (39wl,42wl) (42G) (19G,42G,22G,27G) (-) (24G,48G,27G,36wl) (37s,35wr) (28G) (46G,18G) (-) (34G,43wl) (35G,61s) (28G,23G) (36G,33G) (50G,46G,48wr) (25G,42b).



## 1985 FINAL OFFENSIVE STATISTICS (11-5)

Head Coaches: Raymond Berry (11-5)

Tied for second in AFC-East

Home Stadium: Sullivan Stadium

Date	W/L	Score	Opponent	Attendance
9/08	W	26-20	Green Bay	49,488
9/15	L	7-20	at Chicago	60,533
9/22	W	17-14	at Buffalo	40,334
9/29	L	20-35	LA Raiders	60,686
10/06	L	20-24	at Cleveland	62,139
10/13	W	14-3	Buffalo	40,462
10/20	W	20-13	NY Jets	58,163
10/27	W	32-14	at Tampa Bay	34,661
11/03	W	17-13	Miami	58,811
11/10	W	34-15	Indianapolis	54,176
11/17	W	20-13	at Seattle	60,345
11/24	L	13-16	at NY Jets OT	74,100
12/01	W	38-31	at Indianapolis	56,740
12/08	W	23-6	Detroit	59,078
12/16	L	27-30	at Miami	69,489
12/22	W	34-23	Cincinnati	57,953

## AFC PLAYOFF

12/28	W	26-14	at NY Jets	70,598
1/5/86	W	27-20	at LA Raiders	88,936
1/12/86	W	31-14	at Miami	74,978

## SUPER BOWL XX

1/26/86	L	10-46	vs. Chicago	73,818
---------	---	-------	-------------	--------

Team Statistics	Pats	Opp
TOTAL FIRST DOWNS	294	284
By Rushing	126	92
By Passing	153	168
By Penalty	15	24
Third Down: Md/Att.	83/223	74/227
Third Down: Eff.	37.0	33.0
Fourth Down: Md/Att.	4/10	5/15
Fourth Down: Eff.	40.0	33.0
TOTAL NET YARDS	5499	4714
Avg. per Game	343.7	294.6
Total Offensive Plays	1061	1042
Avg. per Play	5.2	4.5
NET YARDS RUSHING	2331	1655
Total Rushing Plays	565	466
Avg. per Rush	4.1	3.6
Avg. per Game	145.7	103.4
NET YARDS PASSING	3168	3059
Avg. per Game	198.0	191.2
Sacked/Yards Lost	39/315	51/334
Gross Yards Passing	3483	3393
Att./Completions	457/255	525/262
Completion Pct.	55.8	49.9
Had Intercepted	22	23
PUNTS/AVERAGE	92/42.9	97/40.5
NET PUNTING AVG.	33.7	32.5
PENALTIES/YARDS	114/842	83/699
FUMBLES/BALLS LOST	37/20	35/24
TOUCHDOWNS	41	32
Rushing	15	15
Passing	20	14
Returns	6	3

## Score by Periods

	1	2	3	4	OT	Total
Patriots	54	115	44	149	0	362
Opponents	75	64	56	92	3	290

SCORING	TD	Ru	Pa	Rt	PAT	FG	S	TP
Franklin	0	0	0	0	40	4124/30	0	112
Fryar	10	1	7	2	0	0	0	60
C. James	7	5	2	0	0	0	0	42
Collins	5	3	2	0	0	0	0	30
Morgan	5	0	5	0	0	0	0	30
Jones	3	0	2	1	0	0	0	18
Grogan	2	2	0	0	0	0	0	12
Tatupu	2	2	0	0	0	0	0	12
Eason	1	1	0	0	0	0	0	6
Weathers	1	1	0	0	0	0	0	6
Hawthorne	1	0	1	0	0	0	0	6
D. Ramsey	1	0	1	0	0	0	0	6
Tippett	1	0	0	1	0	0	0	6
Rembert	1	0	0	1	0	0	0	6
Clayborn	1	0	0	1	0	0	0	6
Blackmon	1	0	0	1	0	0	0	6
<b>PATRIOTS</b>	<b>41</b>	<b>15</b>	<b>20</b>	<b>6</b>	<b>40</b>	<b>4124/30</b>	<b>2</b>	<b>362</b>
<b>Opponent</b>	<b>32</b>	<b>15</b>	<b>14</b>	<b>3</b>	<b>30</b>	<b>3222/25</b>	<b>1</b>	<b>290</b>

Passing	Att	Cmp	Yards	Cmp%	Yds/Att	TD	TD%	Int	Int%	Lg	Sk/Yds	Rating
Eason	299	168	2156	56.2	7.2	11	3.7	17	5.7	90t	28/229	67.5
Grogan	156	85	1311	54.5	8.4	7	4.5	5	3.2	56	11/86	84.1
C. James	2	2	16	100.0	8.0	2	1.0	0	0.0	11t	0/0	452.1
<b>Patriots</b>	<b>457</b>	<b>255</b>	<b>3483</b>	<b>55.8</b>	<b>7.6</b>	<b>20</b>	<b>4.4</b>	<b>22</b>	<b>4.8</b>	<b>90t</b>	<b>39/315</b>	<b>74.9</b>
<b>Opponents</b>	<b>525</b>	<b>262</b>	<b>3393</b>	<b>49.9</b>	<b>6.5</b>	<b>14</b>	<b>2.7</b>	<b>23</b>	<b>4.4</b>	<b>88t</b>	<b>51/334</b>	<b>61.2</b>

Rushing	No	Yds	Avg	Lg	TD
C. James	263	1227	4.7	65t	5
Collins	163	657	4.0	28	3
Weathers	41	174	4.2	42t	1
Tatupu	47	152	3.2	11	2
Eason	22	70	3.2	23	1
Grogan	20	29	1.5	12	2
Fryar	7	27	3.9	13	1
Morgan	1	0	0.0	0	0
Franklin	1	-5	-5.0	-5	0
<b>Patriots</b>	<b>565</b>	<b>2331</b>	<b>4.1</b>	<b>65t</b>	<b>15</b>
<b>Opponents</b>	<b>466</b>	<b>1655</b>	<b>3.6</b>	<b>24</b>	<b>15</b>

Receiving	No	Yds	Avg	Lg	TD
Collins	52	549	10.6	49	2
Morgan	39	760	19.5	50t	5
Fryar	39	670	17.2	56	7
D. Ramsey	28	285	10.2	26	1
C. James	27	360	13.3	90t	2
Jones	21	237	11.3	29t	2
Starrng	16	235	14.7	40	0
Dawson	17	148	8.7	26	0
D. Williams	9	163	18.1	30	0
Hawthorne	3	42	14.0	28t	1
Weathers	2	18	9.0	13	0
Tatupu	2	16	8.0	15	0
<b>Patriots</b>	<b>255</b>	<b>3483</b>	<b>13.7</b>	<b>90t</b>	<b>20</b>
<b>Opponents</b>	<b>262</b>	<b>3393</b>	<b>13.0</b>	<b>88t</b>	<b>14</b>

Interceptions	No	Yds	Avg	Lg	TD
Marion	7	189	27.0	83	0
Clayborn	6	80	13.3	38	1
R. James	4	51	12.8	39	0
Lippett	3	93	31.0	58	0
Blackmon	1	14	14.0	14	0
McGrew	1	0	0.0	0	0
McSwain	1	0	0.0	0	0
<b>Patriots</b>	<b>23</b>	<b>427</b>	<b>18.6</b>	<b>83</b>	<b>1</b>
<b>Opponents</b>	<b>22</b>	<b>243</b>	<b>11.0</b>	<b>38t</b>	<b>2</b>

Punting	No	Yds	Avg	TB	In20	Lg	Bk
Camarillo	92	3953	43.0	13	17	75	0
<b>Patriots</b>	<b>92</b>	<b>3953</b>	<b>43.0</b>	<b>13</b>	<b>17</b>	<b>75</b>	<b>0</b>
<b>Opponents</b>	<b>97</b>	<b>3925</b>	<b>40.5</b>	<b>11</b>	<b>26</b>	<b>64</b>	<b>0</b>

Punt Returns	No	FC	Yds	Avg	Lg	TD
Fryar	37	15	520	14.1	85t	2
R. James	2	0	13	6.5	13	0
Starrng	2	0	0	0.0	0	0
Marion	0	1	0	0.0	0	0
Bowman	1	0	-3	-3.0	-3	0
<b>Patriots</b>	<b>42</b>	<b>16</b>	<b>530</b>	<b>12.6</b>	<b>85t</b>	<b>2</b>
<b>Opponents</b>	<b>56</b>	<b>7</b>	<b>597</b>	<b>10.7</b>	<b>46</b>	<b>0</b>

Kick Returns	No	Yds	Avg	Lg	TD
Starrng	48	1012	21.1	53	0
Fryar	3	39	13.0	24	0
Jones	3	37	12.3	20	0
Weathers	1	18	18.0	18	0
Hawthorne	1	13	13.0	13	0
C. James	1	0	0.0	0	0
<b>Patriots</b>	<b>57</b>	<b>1119</b>	<b>19.6</b>	<b>53</b>	<b>0</b>
<b>Opponents</b>	<b>77</b>	<b>1434</b>	<b>18.6</b>	<b>58</b>	<b>0</b>

Field Goals	1-19	20-29	30-39	40-49	50+
Franklin	1/1	7/9	9/9	5/9	2/2
<b>Patriots</b>	<b>1/1</b>	<b>7/9</b>	<b>9/9</b>	<b>5/9</b>	<b>2/2</b>
<b>Opponents</b>	<b>0/0</b>	<b>8/8</b>	<b>6/8</b>	<b>6/7</b>	<b>2/2</b>

**Franklin:** (34G) (-) (47G,20G) (29G,33G,47wl) (20wr) (19G,44G) (35G,50G,49G,28wr) (38G) (41G,30G) (-) (41wl,23G,28G) (35G) (38G,47wl,50G,22G) (22G,49G) (25G,42wr,30G)

**Opponents:** (40b) (21G,28G) (-) (-) (36wl,44G) (47G) (53G,52G) (-) (26G,32G) (-) (37wr, 32G,31G) (21G,21G, 32G) (25G) (26G,37G) (44G,49G,47G) (42G,22G,30G).

**Sacks:** Tippett 16.5, Veris 10.0, Blackmon 8.0, Sims 5.5, Adams 5.0, Nelson 2.0, T. Williams 2.0, McGrew 1.0, L. Williams 1.0. Team: 51.0, Opp. 39.0.



## 1986 FINAL OFFENSIVE STATISTICS (11-5)

Head Coaches: Raymond Berry (11-5)

First in AFC-East

Home Stadium: Sullivan Stadium

Date W/L Score Opponent Attendance

9/09 W 33-3 Indianapolis 55,208

9/11 W 20-6 at NY Jets 72,422

9/21 L 31-38 Seattle 58,977

9/28 L 20-27 at Denver 75,804

10/05 W 34-7 Miami 60,689

10/12 L 24-31 NY Jets 60,342

10/19 W 34-0 at Pittsburgh 54,743

10/26 W 23-3 at Buffalo 77,808

11/02 W 25-17 Atlanta 60,597

11/09 W 30-21 at Indianapolis 56,890

11/16 W 30-28 at LA Rams 64,339

11/23 W 22-19 Buffalo 60,455

11/30 W 21-20 at New Orleans 58,259

12/07 L 7-31 Cincinnati 60,633

12/14 L 24-29 San Francisco 60,787

12/22 W 34-27 at Miami 74,516

AFC PLAYOFF

1/4/87 L 17-22 at Denver 76,105

## Team Statistics

TOTAL FIRST DOWNS 314 286

By Rushing 77 118

By Passing 202 153

By Penalty 35 15

Third Down: Md/Att. 77/227 79/219

Third Down: Eff. 33.9 36.1

Fourth Down: Md/Att. 8/11 7/12

Fourth Down: Eff. 72.7 58.3

TOTAL NET YARDS 5327 5181

Avg. per Game 332.9 323.8

Total Offensive Plays 1073 1031

Avg. per Play 5.0 5.0

NET YARDS RUSHING 1373 2203

Total Rushing Plays 469 510

Avg. per Rush 2.9 4.3

Avg. per Game 85.8 137.7

NET YARDS PASSING 3954 2978

Avg. per Game 247.1 186.1

Sacked/Yards Lost 47/367 48/346

Gross Yards Passing 4321 3324

Att./Completions 557/340 473/255

Completion Pct. 61.0 53.9

Had Intercepted 13 21

PUNTS/AVERAGE 92/40.7 90/39.8

NET PUNTING AVG. 33.1 33.4

PENALTIES/YARDS 87/672 106/866

FUMBLES/BALLS LOST 27/11 38/19

TOUCHDOWNS 45 35

Rushing 10 19

Passing 29 15

Returns 6 1

Score by Periods 1 2 3 4 OT Total

Patriots 82 102 99 129 0 412

Opponents 34 83 64 126 0 307

## SCORING

Franklin 0 0 0 0 44/45 32/41 0 140

Morgan 10 0 10 0 0 0 0 60

Collins 8 3 5 0 0 0 0 48

Fryar 7 0 6 1 0 0 0 42

C. James 4 4 0 0 0 0 0 24

Scott 3 0 3 0 0 0 0 18

Baty 2 0 2 0 0 0 0 12

Starring 2 0 2 0 0 0 0 12

Tatupu 2 1 0 1 0 0 0 12

Grogan 1 1 0 0 0 0 0 6

Jones 1 0 1 0 0 0 0 6

Marion 1 0 0 1 0 0 0 6

McSwain 1 0 0 1 0 0 0 6

Rembert 1 0 0 1 0 0 0 6

B. Williams 1 0 0 1 0 0 0 6

Weathers 1 1 0 0 0 0 0 6

PATRIOTS 45 10 29 6 44/45 32/41 1 412

Opponent 35 19 15 1 34/35 21/28 0 301

Sacks: Veris 11.0, Tippet 9.5, Blackmon 7.5, B. Williams 7.0, Rembert 4.0, Hodge 1.0, R. James 1.0, McGrew 1.0, Nelson 1.0, Owens 1.0, Reynolds 1.0, Ruth 1.0, Thomas 1.0, Sims 0.5, T. Williams 0.5. Patriots 48.0, Opponents 47.0.

## Passing

Eason 448 276 3328 61.6 7.43

Grogan 102 62 976 60.8 9.57

C. James 4 1 10 25.0 2.50

Ramsey 3 1 7 33.3 2.33

Patriots 557 340 4321 61.0 7.76

Opponents 473 255 3324 53.9 7.02

Rushing No Yds Avg Lg TD

C. James 154 427 2.8 16 4

Collins 156 412 2.6 17 3

Tatupu 71 172 2.4 13 1

Eason 35 170 4.9 26 0

Fryar 4 80 20.0 31 0

Weathers 21 58 2.8 16t 1

Dupard 15 39 2.6 11 0

Grogan 9 23 2.6 10 1

Hawthorne 1 5 5.0 5 0

Starring 1 0 0.0 0 0

Ramsey 1 -6 -6.0 -6 0

Jones 1 -7 -7.0 -7 0

Patriots 469 1373 2.9 31 10

Opponents 510 2203 4.3 58t 19

Receiving No Yds Avg Lg TD

Morgan 84 1491 17.8 44t 10

Collins 77 684 8.9 49 5

Fryar 43 737 17.1 69t 6

Baty 37 331 8.9 22 2

Hawthorne 24 192 8.0 17 0

C. James 18 129 7.2 17 0

Starring 16 295 18.4 47 2

Tatupu 15 145 9.7 25 0

Jones 14 222 15.9 28 1

Scott 8 41 5.1 8t 3

D. Williams 2 35 17.5 26 0

Weathers 1 14 14.0 14 0

Holloway 1 5 5.0 5 0

Patriots 340 4321 12.7 69t 29

Opponents 255 3324 13.0 67t 15

Interceptions No Yds Avg Lg TD

Lippett 8 76 9.5 43 0

Clayborn 3 4 1.3 4 0

Marion 2 56 28.0 37t 1

McGrew 2 44 22.0 27 0

R. James 2 39 19.5 21 0

Nelson 2 21 10.5 17 0

Rembert 1 37 37.0 37 0

McSwain 1 3 3.0 3 0

Tippett 0 32 - 32 0

Patriots 21 312 14.9 69 1

Opponents 13 151 11.6 26 0

Punting No Yds Avg TB In20 Lg Blk

Camarillo 89 3746 42.1 7 16 64 3

Patriots 90 3746 42.1 7 16 64 3

Opponents 90 3585 39.8 9 21 73 3

Punt Returns No FC Yds Avg Lg TD

Fryar 35 10 366 10.5 59t 1

Starring 6 0 18 3.0 12 0

Marion 1 1 12 12.0 12 0

R. James 0 1 0 0.0 0 0

Patriots 42 12 396 9.4 59t 1

Opponents 60 4 565 9.4 39 0

Kick Returns No Yds Avg Lg TD

Starring 36 802 22.3 52 0

Fryar 10 192 19.2 33 0

Jones 4 63 15.8 20 0

Dupard 3 50 16.7 21 0

Rembert 3 27 9.0 14 0

Hawthorne 2 13 6.5 13 0

Patriots 58 1147 19.8 52 0

Opponents 81 1480 18.3 39 0

Field Goals 1-19 20-29 30-39 40-49 50+

Franklin 1/1 7/7 15/17 9/16 0/0

Patriots 1/1 7/7 15/17 9/16 0/0

Opponents 0/0 7/7 8/9 6/8 0/4

Franklin: (25G,38G,39G,49G) (49n,45G,42G)

(26G,36n) (42n,34G,37G) (21G,31G) (45n,26G)

(47n,31G,36G) (31G,47n,27G,26G)

(31G,32G,32G,33G) (38G,31G,24G)

(42G,45G,19G) (37G,47G) (49n) (44n) (41G)

(47G,44G,39n).

Opponents: (25G,57n) (33G,47G) (33G)

(44G,34G) (55n) (47G) () (53n,26G)

(41G,36n,53n) () (42n) (28G,33G,34G,48G)

(28G,38G) (24G,44n) (20G,31G,36G) (42G,21G)



## 1987 FINAL OFFENSIVE STATISTICS (8-7)

Head Coaches: Raymond Berry (8-7)

Tied for second in AFC-East

Home Stadium: Sullivan Stadium

Date	W/L	Score	Opponent	Attendance
9/13	W	28-21	Miami	54,642
9/21	L	24-43	at NY Jets	70,847
9/27	Cancelled	Strike	at Washington	
10/04	L	10-20	Cleveland	14,830
10/11	W	14-7	Buffalo	11,878
10/18	W	21-7	at Houston	26,294
10/25	L	16-30	at Indianapolis	48,850
11/01	W	26-23	LA Raiders	60,664
11/08	L	10-17	at NY Giants	73,817
11/15	L	17-23	Dallas OT	60,567
11/22	W	24-0	Indianapolis	56,906
11/29	L	31-34	Philadelphia OT	54,198
12/06	L	20-31	at Denver	75,794
12/13	W	42-20	NY Jets	60,617
12/20	W	13-7	at Buffalo	74,945
12/28	W	24-10	at Miami	61,192

Team Statistics	Pats	Opp
TOTAL FIRST DOWNS	266	293
By Rushing	84	112
By Passing	158	159
By Penalty	24	22
Third Down: Md/Att.	81/219	84/228
Third Down: Eff.	36.9	36.8
Fourth Down: Md/Att.	9/14	11/23
Fourth Down: Eff.	64.2	47.8
TOTAL NET YARDS	4454	4877
Avg. per Game	296.9	325.1
Total Offensive Plays	986	1053
Avg. per Play	4.5	4.6
NET YARDS RUSHING	1771	1778
Total Rushing Plays	513	490
Avg. per Rush	3.5	3.6
Avg. per Game	118.1	118.5
NET YARDS PASSING	2683	3099
Avg. per Game	178.9	206.6
Sacked/Yards Lost	33/246	43/339
Gross Yards Passing	2929	3438
Att./Completions	440/236	520/273
Completion Pct.	53.6	52.5
Had Intercepted	18	21
PUNTS/AVERAGE	89/37.6	77/38.1
NET PUNTING AVG.	30.5	33.8
PENALTIES/YARDS	64/506	110/846
FUMBLES/BALLS LOST	36/13	42/21
TOUCHDOWNS	39	34
Rushing	12	13
Passing	22	17
Returns	5	4

Score by Periods	1	2	3	4	OT	Total
Patriots	76	111	72	61	0	320
Opponents	39	68	71	106	9	293

SCORING	TD	Ru	Pa	Rt	PAT	FG	S	TP
Franklin	0	0	0	0	37	38/15/26	0	82
Collins	6	3	3	0	0	0	0	36
Fryar	5	0	5	0	0	0	0	30
Dupard	3	3	0	0	0	0	0	18
Jones	3	0	3	0	0	0	0	18
Morgan	3	0	3	0	0	0	0	18
Starring	3	0	3	0	0	0	0	18
Baty	2	0	2	0	0	0	0	12
Grogan	2	0	2	0	0	0	0	12
Linne	2	0	2	0	0	0	0	12
Lippett	2	0	0	2	0	0	0	12
Scott	2	0	1	1	0	0	0	12
Bleier	1	1	0	0	0	0	0	6
Clayborn	1	0	0	1	0	0	0	6
LeBlanc	1	1	0	0	0	0	0	6
Ramsey	1	1	0	0	0	0	0	6
Tippett	1	0	0	1	0	0	0	6
Woods	1	1	0	0	0	0	0	6
Schubert	0	0	0	0	1/1	1/2	0	4
PATRIOTS	39	12	22	5	38	39/16/28	0	320
Opponent	34	13	17	4	33	33/18/27	1	293

Field Goals 1-19	20-29	30-39	40-49	50+
Franklin	0/0	5/5	6/11	3/7
Schubert	0/0	1/1	0/0	0/1
Patriots	0/0	6/6	6/11	3/8
Opponents	2/2	7/7	6/9	3/8

Franklin: (39n,47n) (48n,32G) (-) (-) (52n)  
 (38G,31G,49G) (50G,27G,25G,29G) (50n,46G)  
 (35n,41G) (37n,34G,37n) (43n,21G,31n,46n)  
 (38G,27G) (-) (-) (31G) Schubert: (-) (-) (23G,40n).  
 Opponents: (-) (22G,34G) (28G,21G,37n) (-)  
 (48n,34n) (48G,38G,24G) (31G,31G,39G,41n)  
 (19G,41n) (20G) (46n) (19G,44n,39n,38G)  
 (52n,24G) (24G,42G) (-) (47G).

Passing	Att	Cmp	Yards	Cmp%	Yds/Att
Grogan	161	93	1183	57.8	7.34
Ramsey	134	71	898	53.0	6.70
Eason	79	42	453	53.2	5.73
Bleier	39	14	181	35.9	4.64
Flutie	25	15	199	60.0	7.96
Jones	1	0	0	0.0	0.0
Tatupu	1	1	15	100.0	15.0
Patriots	440	236	2929	53.6	6.65
Opponents	520	273	3438	52.5	6.61

Rushing	No	Yds	Avg	Lg	TD
Collins	147	474	3.2	19	3
Dupard	94	318	3.4	49	3
Tatupu	79	248	3.1	19	0
Perryman	41	187	4.6	48	0
LeBlanc	49	170	3.5	42	1
Ramsey	13	75	5.8	19	1
Fryar	9	52	5.8	16	0
Hansen	16	44	2.8	7	0
Davis	9	43	4.8	27	0
Flutie	6	43	7.2	13	0
Grogan	20	37	1.9	8	2
Eason	3	25	8.3	13	0
C. McSwain	9	23	2.6	9	0
Woods	4	20	5.0	13	1
Starring	2	13	6.5	10	0
C. James	4	10	2.5	5	0
Camarillo	1	0	0.0	0	0
Bleier	5	-5	-1.0	11	1
Whitten	2	-6	-3.0	-2	0
Patriots	513	1771	3.5	49	12
Opponents	490	1778	3.6	60	13

Receiving	No	Yds	Avg	Lg	TD
Collins	44	347	7.9	29	3
Morgan	40	672	16.8	45	3
Fryar	31	467	15.1	40	5
Jones	25	388	15.5	29	3
Starring	17	289	17.0	34	3
Baty	15	138	9.2	22	2
Tatupu	15	136	9.1	23	0
Dawson	12	81	6.8	14	0
Linne	11	158	14.4	30	2
Scott	5	35	7.0	15	1
Coffey	3	66	22.0	35	0
Gadbois	3	51	17.0	20	0
D. Williams	3	30	10.0	12	0
Perryman	3	13	4.3	7	0
Dupard	3	1	0.3	2	0
Frain	2	22	11.0	11	0
LeBlanc	2	3	1.5	3	0
Hansen	1	22	22.0	22	0
Pickering	1	10	10.0	10	0
Patriots	236	2929	12.4	45	22
Opponents	273	3438	12.6	61	17

Interceptions	No	Yds	Avg	Lg	TD
Marion	4	53	13.3	25	0
Lippett	3	103	34.3	45	2
Clayborn	2	24	12.0	24	0
E. Gibson	2	17	8.5	17	0
Bowman	2	3	1.5	3	0
E. Williams	1	51	51.0	51	0
R. James	1	27	27.0	27	0
R. McSwain	1	17	17.0	17	0
Shegog	1	7	7.0	7	0
Holmes	1	4	4.0	4	0
Rembert	1	1	1.0	1	0
P. Williams	1	0	0.0	0	0
Peterson	1	0	0.0	0	0
Patriots	21	307	14.6	51	2
Opponents	18	160	8.9	38	2

Punting	No	Yds	Avg	TB	In20	Lg	Blk
Camarillo	62	2489	40.1	8	14	73	1
Herline	25	861	34.3	4	1	50	1
Patriots	89	3350	37.6	12	15	73	2
Opponents	77	2937	38.1	6	25	62	2

Punt Returns	No	FC	Yds	Avg	Lg	TD
Fryar	18	12	174	9.7	36	0
Linne	5	2	22	4.4	16	0
Marion	1	2	0	0.0	0	0
Starring	1	1	17	17.0	17	0
Patriots	25	17	213	8.5	36	0
Opponents	41	11	397	9.7	34	0

Kick Returns	No	Yds	Avg	Lg	TD
Starring	23	445	19.3	43	0
Fryar	6	119	19.8	31	0
Davis	5	134	26.8	43	0
Dupard	4	61	15.3	21	0
Perryman	3	43	14.3	16	0
LeBlanc	2	31	15.5	24	0
C. McSwain	2	32	16.0	24	0
Alexander	1	4	4.0	4	0
Collins	1	18	18.0	18	0
Hansen	1	14	14.0	14	0
Patriots	48	901	18.8	43	0
Opponents	63	1130	17.9	60	0

Sacks: Tippett 12.5, Veris 7.0, B. Williams 5.0, T. Williams 4.5, Rembert 2.0, Reynolds 2.0, Sims 1.5, Blackmon 1.0, Hodge 1.0, Lippett, 1.0, Mangiero 1.0, McCabe 1.0, McGrew 1.0, Wichard 1.0, Wilburn 1.0, Bowman, 0.5. Team: 43.0, Opp. 33.0.

TD	TD%	Int	Int%	Lg	Sk/Yds	Rating
10	6.2	9	5.6	40	7/55	78.2
6	4.5	6	4.5	40	14/90	70.4
3	3.8	2	2.5	45	8/70	72.4
1	2.6	1	2.6	35	3/28	49.2
1	4.0	0	0.0	30	0/0	98.6
0	0.0	0	0.0	0	0/0	--
1	100.0	0	0.0	151	0/0	481.3
22	5.0	18	4.1	45	33/246	74.1
17	3.3	21	4.0	61	43/339	67.5



## 1988 FINAL OFFENSIVE STATISTICS (9-7)

Head Coaches: Raymond Berry (9-7)

Tied for Second in AFC-East

Home Stadium: Sullivan Stadium

Date W/L Score Opponent Attendance

9/04	W	28-3	NY Jets	44,027
9/11	L	6-36	at Minnesota	55,545
9/18	L	14-16	Buffalo	55,945
9/25	L	6-31	at Houston	38,646
10/02	W	21-17	Indianapolis	58,050
10/09	L	3-45	at Green Bay (Mil.)	51,932
10/16	W	27-21	Cincinnati	59,969
10/23	L	20-23	at Buffalo	76,824
10/30	W	30-7	Chicago	60,821
11/06	W	21-10	Miami	60,840
11/13	W	14-13	at NY Jets	48,358
11/20	W	6-3	at Miami	53,526
11/27	L	21-24	at Indianapolis	58,157
12/04	W	13-7	Seattle	59,068
12/11	W	10-7	Tampa Bay OT	39,889
12/17	L	10-21	at Denver	70,910

## Team Statistics

	Pats	Opp
TOTAL FIRST DOWNS	264	272
By Rushing	126	119
By Passing	112	138
By Penalty	26	15
Third Down: Md/Att.	79/219	58/199
Third Down: Eff.	36.1	29.1
Fourth Down: Md/Att.	9/14	9/18
Fourth Down: Eff.	64.2	50.0
TOTAL NET YARDS	4293	4681
Avg. per Game	268.3	292.6
Total Offensive Plays	1000	961
Avg. per Play	4.3	4.9
NET YARDS RUSHING	2120	2099
Total Rushing Plays	588	496
Avg. per Rush	3.6	4.2
Avg. per Game	132.5	131.2
NET YARDS PASSING	2173	2582
Avg. per Game	135.8	161.4
Sacked/Yards Lost	23/160	29/219
Gross Yards Passing	2333	2801
Att./Completions	389/199	436/234
Completion Pct.	51.2	53.7
Had Intercepted	28	20
PUNTS/AVERAGE	91/38.3	86/42.2
NET PUNTING AVG.	34.1	35.5
PENALTIES/YARDS	87/665	108/858
FUMBLES/BALLS LOST	19/10	29/15
TOUCHDOWNS	31	33
Rushing	17	20
Passing	12	13
Returns	2	0

Score by Periods	1	2	3	4	OT	Total
Patriots	49	87	50	61	3	250
Opponents	48	77	57	102	0	284

SCORING	TD	Ru	Pa	Rt	PAT	FG	S	TP
Perryman	6	6	0	0	0	0	0	36
Staurovsky	0	0	0	0	14/15	7/11	0	35
Fryar	5	0	5	0	0	0	0	30
Stephens	5	4	0	1	0	0	0	30
Garcia	0	0	0	0	11/16	6/13	0	29
Morgan	4	0	4	0	0	0	0	24
Dawson	2	0	2	0	0	0	0	12
Dupard	2	2	0	0	0	0	0	12
Tatupu	2	2	0	0	0	0	0	12
Flutie	1	1	0	0	0	0	0	6
Grogan	1	1	0	0	0	0	0	6
C. James	1	1	0	0	0	0	0	6
Jones	1	0	1	0	0	0	0	6
Martin	1	0	0	1	0	0	0	6
<b>PATRIOTS</b>	<b>31</b>	<b>17</b>	<b>12</b>	<b>2</b>	<b>25/31</b>	<b>13/24</b>	<b>0</b>	<b>250</b>
<b>Opponent</b>	<b>33</b>	<b>20</b>	<b>13</b>	<b>0</b>	<b>33/33</b>	<b>17/26</b>	<b>1</b>	<b>284</b>

**Sacks:** B. Williams 8.0, Tippet 7.0, Jordan 3.0, Rembert 3.0, Goad 2.0, McGrew 2.0, Veris 2.0, Hodge 1.0. Patriots 29.0, Opponents 23.0.

Passing	Att	Cmp	Yards	Cmp%	Yds/Att	TD	TD%	Int	Int%	Lg	Sk/Yds	Rating
Flutie	179	92	1150	51.4	6.42	8	4.5	10	5.6	80t	11/65	63.3
Grogan	140	67	834	47.9	5.95	4	2.9	13	9.3	41t	8/77	37.6
Eason	43	28	249	65.1	5.79	0	0.0	2	4.7	26	2/12	61.1
Ramsey	27	12	100	44.4	3.70	0	0.0	3	11.1	23	2/6	8.3
<b>Patriots</b>	<b>389</b>	<b>199</b>	<b>2333</b>	<b>51.2</b>	<b>5.99</b>	<b>12</b>	<b>3.1</b>	<b>28</b>	<b>7.2</b>	<b>80t</b>	<b>23/160</b>	<b>50.0</b>
<b>Opponents</b>	<b>436</b>	<b>234</b>	<b>2801</b>	<b>53.7</b>	<b>6.42</b>	<b>13</b>	<b>2.9</b>	<b>20</b>	<b>4.6</b>	<b>51t</b>	<b>29/219</b>	<b>64.4</b>

Rushing	No	Yds	Avg	Lg	TD
Stephens	297	1168	3.9	52	4
Perryman	146	448	3.1	16	6
Flutie	38	179	4.7	16	1
Dupard	52	151	2.9	15	2
Tatupu	22	75	3.4	22	2
Allen	7	40	5.7	12	0
Eason	5	18	3.6	10	0
C. James	4	15	3.8	8t	1
Fryar	6	12	2.0	6	0
Grogan	6	12	2.0	6	1
Ramsey	3	8	2.7	9	0
Feagles	1	0	0.0	0	0
Morgan	1	-6	-6.0	-6	0
<b>Patriots</b>	<b>588</b>	<b>2120</b>	<b>3.6</b>	<b>52</b>	<b>17</b>
<b>Opponents</b>	<b>496</b>	<b>2099</b>	<b>4.2</b>	<b>36</b>	<b>20</b>

Receiving	No	Yds	Avg	Lg	TD
Dupard	34	232	6.8	15	0
Fryar	33	490	14.8	80t	5
Morgan	31	502	16.2	32	4
Jones	22	313	14.2	41t	1
Perryman	17	134	7.9	18	0
C. James	14	171	12.2	32	0
Stephens	14	98	7.0	17	0
Francis	11	161	14.6	51	0
Dawson	8	106	13.3	38	2
Tatupu	8	58	7.3	17	0
Martin	4	51	12.8	21	0
Scott	1	8	8.0	8	0
Johnson	1	5	5.0	5	0
Farrell	1	4	4.0	4	0
<b>Patriots</b>	<b>199</b>	<b>2333</b>	<b>11.7</b>	<b>80t</b>	<b>12</b>
<b>Opponents</b>	<b>234</b>	<b>2801</b>	<b>12.0</b>	<b>51t</b>	<b>13</b>

Interceptions	No	Yds	Avg	Lg	TD
Clayborn	4	65	16.3	31	0
Marion	4	47	11.8	22	0
R. James	4	30	7.5	22	0
McSwain	2	51	25.5	42	0
Rembert	2	10	5.0	6	0
Jordan	1	31	31.0	31	0
McGrew	1	6	6.0	6	0
Lippett	1	4	4.0	4	0
Bowman	1	0	0.0	0	0
<b>Patriots</b>	<b>20</b>	<b>244</b>	<b>12.2</b>	<b>42</b>	<b>0</b>
<b>Opponents</b>	<b>28</b>	<b>286</b>	<b>10.2</b>	<b>40</b>	<b>0</b>

Punting	No	Yds	Avg	TB	In20	Lg	Bk
Feagles	91	3482	38.3	8	24	74	0
<b>Patriots</b>	<b>91</b>	<b>3482</b>	<b>38.3</b>	<b>8</b>	<b>24</b>	<b>74</b>	<b>0</b>
<b>Opponents</b>	<b>86</b>	<b>3633</b>	<b>42.2</b>	<b>9</b>	<b>19</b>	<b>70</b>	<b>0</b>

Punt Returns	No	FC	Yds	Avg	Lg	TD
Fryar	38	8	398	10.5	30	0
Bowman	0	1	0	0.0	0	0
<b>Patriots</b>	<b>38</b>	<b>9</b>	<b>398</b>	<b>10.5</b>	<b>30</b>	<b>0</b>
<b>Opponents</b>	<b>37</b>	<b>17</b>	<b>217</b>	<b>5.9</b>	<b>19</b>	<b>0</b>

Kick Returns	No	Yds	Avg	Lg	TD
Martin	31	735	23.7	95t	1
Allen	18	391	21.7	30	0
Davis	6	106	17.7	24	0
Fryar	1	3	3.0	3	0
Tatupu	1	13	13.0	13	0
<b>Patriots</b>	<b>57</b>	<b>1248</b>	<b>21.9</b>	<b>95t</b>	<b>1</b>
<b>Opponents</b>	<b>45</b>	<b>888</b>	<b>19.7</b>	<b>51</b>	<b>0</b>

Field Goals	1-19	20-29	30-39	40-49	50+
Staurovsky	0/0	3/4	4/5	0/2	0/0
Garcia	0/0	2/3	1/3	2/5	1/2
<b>Patriots</b>	<b>0/0</b>	<b>5/7</b>	<b>5/8</b>	<b>2/7</b>	<b>1/2</b>
<b>Opponents</b>	<b>0/0</b>	<b>6/7</b>	<b>5/5</b>	<b>5/11</b>	<b>1/3</b>

**Garcia:** (47wl,39G,24G,47G) (50G,23G) (-) (-) (31wl) (43G,42wl) (43wr) (25wl,52wl,39b).  
**Staurovsky:** (35G) (-) (-) (22G,34G) (43wl,27wl) (34G,22G) (36s,27G) (32G,40wl)  
**Opponents:** (29G) (39G,24G) (38G,44G,41G) (46wl,46wr,49G) (20G) (25G,43wl) (-) (30G,35G,33G) (-) (51G) (47G,48G) (27G,54wl,50wr,23wl) (28G) (47wr,41wr) (40s) (-).





## 1989 FINAL OFFENSIVE STATISTICS (5-11)

Head Coaches: Raymond Berry (5-11)

Fourth in AFC-East

Home Stadium: Sullivan Stadium

Date	W/L	Score	Opponent	Attendance
9/10	W	27-24	at NY Jets	64,541
9/17	L	10-24	Miami	57,043
9/24	L	3-24	Seattle	48,025
10/01	L	10-31	at Buffalo	78,921
10/08	W	23-13	Houston	59,828
10/15	L	15-16	at Atlanta	39,697
10/22	L	20-37	at San Francisco	70,000
10/29	W	23-20	at Indianapolis OT	59,356
11/05	L	26-27	NY Jets	53,366
11/12	L	24-28	New Orleans	47,680
11/19	W	33-24	Buffalo	49,663
11/26	L	21-24	at LA Raiders	38,747
12/03	W	22-16	Indianapolis	32,234
12/10	L	10-31	at Miami	55,913
12/17	L	10-28	at Pittsburgh	26,594
12/24	L	20-24	LA Rams	37,940

Team Statistics	Pats	Opp
TOTAL FIRST DOWNS	335	297
By Rushing	114	110
By Passing	87	176
By Penalty	34	11
Third Down: Md/Att.	92/240	72/199
Third Down: Eff.	38.3	36.2
Fourth Down: Md/Att.	10/29	5/12
Fourth Down: Eff.	34.5	41.7
TOTAL NET YARDS	5456	5644
Avg. per Game	341.0	352.8
Total Offensive Pl.	1129	975
Avg. per Play	4.8	5.8
NET YARDS RUSHING	1749	1978
Total Rushing Plays	485	495
Avg. per Rush	3.6	4.0
Avg. per Game	109.3	123.6
NET YARDS PASSING	3707	3666
Avg. per Game	231.7	229.1
Sacked/Yards Lost	34/265	31/239
Gross Yards Passing	3972	3905
Att./Completions	610/302	449/259
Completion Pct.	49.5	57.7
Had Intercepted	27	16
PUNTS/AVERAGE	64/37.4	81/42.1
NET PUNTING AVG.	31.3	35.2
PENALTIES/YARDS	63/509	111/954
FUMBLES/BALLS LOST	26/12	22/12
TOUCHDOWNS	30	48
Rushing	12	19
Passing	17	27
Returns	1	2

Score by Periods	1	2	3	4	OT	Total
Patriots	47	66	71	110	3	297
Opponents	82	144	58	107	0	391

SCORING	TD	Ru	Pa	Rt	PAT	FG	S	TP
Davis	0	0	0	0	13/16	16/23	0	61
Staurovsky	0	0	0	0	14/14	14/17	0	56
Stephens	7	7	0	0	0	0	0	42
C. Jones	6	0	6	0	0	0	0	36
Dykes	5	0	5	0	0	0	0	30
Fryar	3	0	3	0	0	0	0	18
Morgan	3	0	3	0	0	0	0	18
Perryman	2	2	0	0	0	0	0	12
Allen	1	1	0	0	0	0	0	6
Dupard	1	1	0	0	0	0	0	6
Egu	1	1	0	0	0	0	0	6
Hurst	1	0	0	1	0	0	0	6
<b>PATRIOTS</b>	<b>30</b>	<b>12</b>	<b>17</b>	<b>1</b>	<b>27/30</b>	<b>30/40</b>	<b>0</b>	<b>297</b>
<b>Opponent</b>	<b>48</b>	<b>19</b>	<b>27</b>	<b>2</b>	<b>46/48</b>	<b>19/26</b>	<b>0</b>	<b>391</b>

Sacks: B. Williams 8.0, Jeter 7.0, McGrew 4.5, Brown 4.0, Sims 3.0, Rembert 2.5, Goad 1.0, Team 1.0. Patriots 31.0, Opponents 34.0.

Field Goals	1-19	20-29	30-39	40-49	50+
Davis	0/0	3/3	6/9	5/9	2/2
Staurovsky	0/0	4/4	5/7	4/5	1/1
Patriots	0/0	7/7	11/16	9/14	3/3
Opponents	3/3	6/7	8/10	2/4	0/2

Passing	Att	Cmp	Yards	Cmp%	Yds/Att
Grogan	261	133	1697	51.0	6.50
Wilson	150	75	1006	50.0	6.71
Eason	105	57	761	54.3	7.25
Flutie	91	36	493	39.6	5.42
Feagles	2	0	0	0.0	0.0
Tatupu	1	1	15	100.0	15.00
<b>Patriots</b>	<b>610</b>	<b>302</b>	<b>3972</b>	<b>49.5</b>	<b>6.51</b>
<b>Opponents</b>	<b>449</b>	<b>259</b>	<b>3905</b>	<b>57.7</b>	<b>8.70</b>

Rushing	No	Yds	Avg	Lg	TD
Stephens	244	833	3.4	35t	7
Perryman	150	562	3.7	18	2
Flutie	16	87	5.4	22	0
Dupard	25	63	2.5	10	1
Allen	11	51	4.6	18	1
Wilson	7	42	6.0	11	0
Tatupu	11	38	3.5	20	0
Egu	3	20	6.7	15t	1
Martin	2	20	10.0	13	0
Grogan	9	19	2.1	7	0
Fryar	2	15	7.5	11	0
C. Jones	1	3	3.0	3	0
Eason	2	-2	-1.0	0	0
Wonsley	2	-2	-1.0	0	0
<b>Patriots</b>	<b>485</b>	<b>1749</b>	<b>3.6</b>	<b>35t</b>	<b>12</b>
<b>Opponents</b>	<b>495</b>	<b>1978</b>	<b>4.0</b>	<b>58t</b>	<b>19</b>

Receiving	No	Yds	Avg	Lg	TD
Sievers	54	615	11.4	46	0
Dykes	49	795	16.2	42	5
C. Jones	48	670	14.0	65t	6
Fryar	29	537	18.5	52	3
Perryman	29	195	6.7	16	0
Morgan	28	486	17.4	55t	3
Stephens	21	207	9.9	37	0
Martin	13	229	17.6	37	0
Dawson	12	101	8.4	17	0
Tatupu	10	54	5.4	11	0
Dupard	6	70	11.7	45	0
Cook	3	13	4.3	5	0
<b>Patriots</b>	<b>302</b>	<b>3972</b>	<b>13.2</b>	<b>65t</b>	<b>17</b>
<b>Opponents</b>	<b>259</b>	<b>3905</b>	<b>15.1</b>	<b>74t</b>	<b>27</b>

Interceptions	No	Yds	Avg	Lg	TD
Hurst	5	31	6.2	16t	1
James	2	50	25.0	28	0
Marion	2	19	9.5	18	0
McSwain	1	18	18.0	18	0
Feggins	1	4	4.0	4	0
Coleman	1	1	1.0	1	0
Clayborn	1	0	0.0	0	0
Rembert	1	0	0.0	0	0
Brown	1	-1	-1.0	-1	0
McGrew	1	-4	-4	-4	0
<b>Patriots</b>	<b>16</b>	<b>118</b>	<b>19.7</b>	<b>28</b>	<b>1</b>
<b>Opponents</b>	<b>27</b>	<b>338</b>	<b>12.5</b>	<b>55</b>	<b>2</b>

Punting	No	Yds	Avg	NetBn	In20Lg	Bk
Feagles	63	2392	38.0	31.3	2	13 64
<b>Patriots</b>	<b>64</b>	<b>2392</b>	<b>37.4</b>	<b>31.3</b>	<b>2</b>	<b>13 64</b>
<b>Opp.</b>	<b>81</b>	<b>3413</b>	<b>42.1</b>	<b>35.2</b>	<b>9</b>	<b>15 76</b>

Punt Returns	No	FC	Yds	Avg	Lg	TD
Martin	19	2	164	8.6	28	0
Tucker	13	1	102	7.8	25	0
Fryar	12	1	107	8.9	20	0
Hurst	1	0	6	6.0	6	0
Taylor	0	2	0	0.0	0	0
<b>Patriots</b>	<b>45</b>	<b>6</b>	<b>379</b>	<b>8.4</b>	<b>28</b>	<b>0</b>
<b>Opponents</b>	<b>38</b>	<b>6</b>	<b>346</b>	<b>9.1</b>	<b>17</b>	<b>0</b>

Kick Returns	No	Yds	Avg	Lg	TD
Martin	24	584	24.3	38	0
Tucker	13	270	20.8	37	0
Rice	11	242	22.0	46	0
Allen	6	124	20.7	29	0
Taylor	3	52	17.3	22	0
Wonsley	3	69	23.0	40	0
Egu	2	26	13.0	22	0
Hodge	2	19	9.5	11	0
Timpson	2	13	6.5	13	0
Fryar	1	47	47.0	47	0
Rehder	1	14	14.0	14	0
Tatupu	1	2	2.0	2	0
<b>Patriots</b>	<b>69</b>	<b>1462</b>	<b>21.2</b>	<b>47</b>	<b>0</b>
<b>Opponents</b>	<b>61</b>	<b>1199</b>	<b>19.7</b>	<b>60</b>	<b>0</b>

Davis: (-) (40wr,28G) (35G) (35G,37wl) (30G,45s,34G,43G) (52G,32G,32G) (49G,21G) (47G,38wr,48G,46wr,51G) (47G,43wr,26G,39s).  
 Staurovsky: (44G) (34G,24G,34G,38G) (-) (40wr,44G,37G,34s,24G,50G,23G) (36G) (20G,37ng) (44G,48G).  
 Opponents: (40G) (31G) (23G) (36G) (46L,22G) (30G,30G,40w,22G) (33b,23G,45b) (32G,39G) (18G,23G) (-) (24wr,31G) (45wl,32G) (18) (23) (-) (19G,50s,50wl).

	TD	TD%	Int	Int%	Lg	Sk/Yds	Rating
Grogan	9	3.4	14	5.4	55t	8/64	60.8
Wilson	3	2.0	5	3.3	65t	10/71	64.5
Eason	3	2.9	4	3.8	45	10/78	71.2
Flutie	2	2.2	4	4.4	36	6/52	46.6
Feagles	0	0.0	0	0.0	0	0/0	--
Tatupu	0	0.0	0	0.0	15	0/0	147.9
<b>Patriots</b>	<b>17</b>	<b>2.8</b>	<b>27</b>	<b>4.4</b>	<b>65t</b>	<b>34/265</b>	<b>61.3</b>
<b>Opponents</b>	<b>27</b>	<b>6.0</b>	<b>16</b>	<b>3.6</b>	<b>74t</b>	<b>31/239</b>	<b>91.3</b>



## 1990 FINAL OFFENSIVE STATISTICS (1-15)

Head Coaches: Rod Rust (1-15)

Fifth in AFC-East

Home Stadium: Foxboro Stadium

Date	W/L	Score	Opponent	Attendance
9/09	L	24-27	Miami	45,305
9/16	W	16-14	at Indianapolis	49,256
9/23	L	7-41	at Cincinnati	56,470
9/30	L	13-37	NY Jets	36,724
10/07	L	20-33	Seattle	39,735
10/18	L	10-17	at Miami	62,630
10/28	L	10-27	Buffalo	51,959
11/04	L	20-48	at Philadelphia	65,514
11/11	L	10-13	Indianapolis	28,924
11/18	L	0-14	at Buffalo	74,720
11/25	L	14-34	at Phoenix	30,110
12/02	L	7-37	Kansas City	26,280
12/09	L	3-24	at Pittsburgh	48,354
12/15	L	10-25	Washington	22,286
12/23	L	7-42	at NY Jets	30,250
12/30	L	10-13	NY Giants	60,410

Team Statistics	Pats	Opp
TOTAL FIRST DOWNS	239	307
By Rushing	65	151
By Passing	156	139
By Penalty	18	17
Third Down: Md/Att.	86/227	84/192
Third Down: Eff.	37.9	43.8
Fourth Down: Md/Att.	2/12	7/13
Fourth Down: Eff.	16.7	53.8
POSSESSION AVG.	28:21	31:39
TOTAL NET YARDS	4163	5697
Avg. per Game	260.2	356.1
Total Offensive Plays	955	972
Avg. per Play	4.4	5.9
NET YARDS RUSHING	1398	2676
Total Rushing Plays	383	565
Avg. per Game	87.4	167.3
NET YARDS PASSING	2765	3021
Avg. per Game	172.8	188.8
Sacked/Yards Lost	58/443	33/224
Gross Yards Passing	3208	3245
Att./Completions	514/274	374/218
Completion Pct.	53.3	58.3
Had Intercepted	20	14
PUNTS/AVERAGE	92/40.8	56/40.8
NET PUNTING YARD.	33.6	36.6
PENALTIES/YARDS	99/742	73/488
FUMBLES/BALLS LOST	33/16	25/18
TOUCHDOWNS	19	52
Rushing	4	29
Passing	4	21
Returns	1	2

Score by Periods	1	2	3	4	OT	Total
Patriots	30	81	30	40	0	181
Opponents	120	128	88	110	0	446

SCORING	TD	Ru	Pa	Rt	PAT	FG	S	TP
Staurovsky	0	0	0	0	19/19	16/22	0	67
Cook	5	0	5	0	0	0	0	30
Fryar	4	0	4	0	0	0	0	24
Stephens	3	2	1	0	0	0	0	18
Dykes	2	0	2	0	0	0	0	12
Adams	1	0	1	0	0	0	0	6
Allen	1	1	0	0	0	0	0	6
Martin	1	0	1	0	0	0	0	6
Perryman	1	1	0	0	0	0	0	6
B. Williams	1	0	0	1	0	0	0	6
<b>PATRIOTS</b>	<b>19</b>	<b>4</b>	<b>14</b>	<b>1</b>	<b>19/19</b>	<b>16/22</b>	<b>0</b>	<b>181</b>
<b>Opponent</b>	<b>54</b>	<b>29</b>	<b>21</b>	<b>2</b>	<b>51/52</b>	<b>27/31</b>	<b>1</b>	<b>446</b>

**Sacks:** Williams, B. 6.0, Tippet 3.5, Hobby 3.0, Singleton, 3.0, Brown 2.5, Goad 2.5, McSwain 2.0, Veris 2.0, Smith 1.5, Rember 1.0, Reynolds 1.0, Gannon 0.5. Patriots 33.0, Opponents 58.0.

Field Goals	1-19	20-29	30-39	40-49	50+
Staurovsky	1/1	3/3	3/3	8/11	1/4
<b>Patriots</b>	<b>1/1</b>	<b>3/3</b>	<b>3/3</b>	<b>8/11</b>	<b>1/4</b>
<b>Opponents</b>	<b>4/4</b>	<b>6/6</b>	<b>9/10</b>	<b>6/7</b>	<b>2/4</b>

Passing	Att	Cmp	Yards	Cmp%	Yds/Att	TD	TD%	Int	Int%	Lg	Sk/Yds	Rating
Wilson	265	139	1625	52.5	6.13	6	2.3	11	4.2	36t	29/228	61.6
Hodson	156	85	968	54.5	6.21	4	2.6	5	3.2	56	20/147	68.5
Grogan	92	50	615	54.3	6.68	4	4.3	3	3.3	48	9/68	76.1
Stephens	1	0	0	0.0	0.00	0	0.0	1	100.0	0	0/0	--
<b>Patriots</b>	<b>514</b>	<b>274</b>	<b>3208</b>	<b>53.3</b>	<b>6.24</b>	<b>14</b>	<b>2.7</b>	<b>20</b>	<b>3.9</b>	<b>56</b>	<b>58/443</b>	<b>65.4</b>
<b>Opponents</b>	<b>374</b>	<b>218</b>	<b>3245</b>	<b>58.3</b>	<b>8.68</b>	<b>21</b>	<b>5.6</b>	<b>14</b>	<b>3.7</b>	<b>86t</b>	<b>33/224</b>	<b>89.9</b>

Rushing	No	Yds	Avg	Lg	TD
Stephens	212	808	3.8	26	2
Allen	63	237	3.8	29	1
Adams	28	111	4.0	13	0
Perryman	32	97	3.0	13	1
Hodson	12	79	6.6	23	0
Tatupu	16	56	3.5	15	0
Overton	5	8	1.6	6	0
Wilson	5	7	1.4	6	0
Morris	2	4	2.0	3	0
Gannon	1	0	0.0	0	0
Hansen	1	0	0.0	0	0
Fryar	2	-4	-2.0	-1	0
Grogan	4	-5	-1.3	0	0
<b>Patriots</b>	<b>383</b>	<b>1398</b>	<b>3.7</b>	<b>29</b>	<b>4</b>
<b>Opponents</b>	<b>565</b>	<b>2676</b>	<b>4.7</b>	<b>80t</b>	<b>29</b>

Receiving	No	Yds	Avg	Lg	TD
Fryar	54	856	15.9	56	4
Cook	51	455	8.9	35t	5
Dykes	34	549	16.1	35t	2
Stephens	28	196	7.0	43	1
McMurtry	22	240	10.9	26	0
Jones	21	301	14.3	26	0
Adams	16	146	9.1	28	1
Perryman	15	88	5.9	15	0
Sievers	8	77	9.6	25	0
Mowatt	6	67	11.2	16	0
Allen	6	48	8.0	19	0
Timpson	5	91	18.2	42	0
Martin	4	65	16.3	19t	1
Overton	2	19	9.5	15	0
Tatupu	2	10	5.0	6	0
<b>Patriots</b>	<b>274</b>	<b>3208</b>	<b>11.7</b>	<b>56</b>	<b>14</b>
<b>Opponents</b>	<b>218</b>	<b>3245</b>	<b>14.9</b>	<b>86t</b>	<b>21</b>

Interceptions	No	Yds	Avg	Lg	TD
Lippett	4	94	23.5	73	0
Hurst	4	61	15.3	36	0
Marion	4	17	4.3	16	0
Rember	2	22	11.0	11	0
<b>Patriots</b>	<b>14</b>	<b>194</b>	<b>13.9</b>	<b>73</b>	<b>0</b>
<b>Opponents</b>	<b>20</b>	<b>143</b>	<b>7.2</b>	<b>42</b>	<b>0</b>

Punting	No	Yds	Avg	NetTB	In20	Lg	Blk	
Feagles	90	3752	41.7	33.6	8	18	69	2
<b>Patriots</b>	<b>92</b>	<b>3752</b>	<b>40.8</b>	<b>33.6</b>	<b>8</b>	<b>18</b>	<b>69</b>	<b>2</b>
<b>Opp.</b>	<b>56</b>	<b>2282</b>	<b>40.8</b>	<b>36.6</b>	<b>5</b>	<b>17</b>	<b>70</b>	<b>1</b>

Punt Returns	No	FC	Yds	Avg	Lg	TD
Fryar	28	10	133	4.8	17	0
Martin	1	0	1	1.0	1	0
<b>Patriots</b>	<b>29</b>	<b>10</b>	<b>134</b>	<b>4.6</b>	<b>17</b>	<b>0</b>
<b>Opponents</b>	<b>50</b>	<b>13</b>	<b>503</b>	<b>10.1</b>	<b>34</b>	<b>0</b>

Kick Returns	No	Yds	Avg	Lg	TD
Martin	25	515	20.6	38	0
Allen	11	168	15.3	34	0
Morris	11	202	18.4	22	0
Robinson	11	211	19.2	27	0
Overton	10	188	18.8	23	0
Timpson	3	62	20.7	26	0
P.Coleman	2	18	9.0	12	0
Jones	2	24	12.0	13	0
Adams	1	7	7.0	7	0
Gordon	1	43	43.0	43	0
McSwain	1	0	0.0	0	0
<b>Patriots</b>	<b>78</b>	<b>1438</b>	<b>18.4</b>	<b>38</b>	<b>0</b>
<b>Opponents</b>	<b>38</b>	<b>665</b>	<b>17.5</b>	<b>38</b>	<b>0</b>

**Staurovsky:** (42G,57s) (49wl,39G,27G,25G) (-) (46G, 40G) (53G,48G) (41G,52ng) (32G) (39G,49ng,44G) (29G) (-) (-) (-) (49G) (42G) (50wl) (19G,42wl).

**Opponents:** (31G,37G) (-) (46G,23G) (24G,18G,46G) (31G,19G,55wr) (47G) (35G,35G) (27G,34G) (54G,38G) (30wl) (50ng,29G,50G) (19G,32G,45G) (42G) (19G,38G,26G) (-) (44G,41wl,27G).



## 1991 FINAL OFFENSIVE STATISTICS (6-10)

Head Coaches: Dick MacPherson (6-10)

Fourth in AFC-East

Home Stadium: Foxboro Stadium

Date	W/L	Score	Opponent	Attendance
9/01	W	16-7	at Indianapolis	49,961
9/08	L	0-20	Cleveland	35,377
9/15	L	6-20	at Pittsburgh	53,703
9/22	W	24-20	Houston	30,702
9/29	L	10-24	at Phoenix	26,043
10/06	L	10-20	Miami	49,749
10/20	W	26-23	Minnesota OT	45,367
10/27	L	6-9	Denver	43,994
11/03	L	17-22	at Buffalo	78,278
11/10	L	20-30	at Miami	56,065
11/17	L	21-28	NY Jets	30,743
11/24	W	16-13	Buffalo	47,053
12/01	L	3-20	at Denver	67,116
12/08	W	23-17	Indianapolis OT	20,131
12/15	W	6-3	at NY Jets	55,689
12/22	L	7-29	at Cincinnati	46,394

Team Statistics	Pats	Opp
TOTAL FIRST DOWNS	259	312
By Rushing	93	94
By Passing	155	199
By Penalty	11	19
Third Down: Md/Att.	72/213	95/228
Third Down: Eff.	33.8	41.7
Fourth Down: Md/Att.	6/13	4/14
Fourth Down: Eff.	46.2	28.6
POSSESSION AVG.	29:27	30:33
TOTAL NET YARDS	4473	5431
Avg. per Game	279.6	339.4
Total Offensive Plays	977	1050
Avg. per Play	4.4	5.9
NET YARDS RUSHING	1467	1579
Total Rushing Plays	433	460
Avg. per Game	91.7	98.7
NET YARDS PASSING	3006	3852
Avg. per Game	187.9	240.8
Sacked/Yards Lost	63/436	25/183
Gross Yards Passing	3442	4035
Att./Completions	481/284	565/335
Completion Pct.	59.0	59.3
Had Intercepted	22	12
PUNTS/AVERAGE	82/39.0	69/42.2
NET PUNTING AVG.	34.6	36.2
PENALTIES/YARDS	97/667	83/608
FUMBLES/BALLS LOST	34/20	31/19
TOUCHDOWNS	22	31
Rushing	9	5
Passing	11	25
Returns	2	1

Score by Periods	1	2	3	4	OT	Total
Patriots	40	55	23	84	9	211
Opponents	53	122	32	98	0	305

SCORING	TD	Ru	Pa	Rt	PAT	FG	S	TP
Staurovsky	0	0	0	0	10/11	13/9	0	49
Baumann	0	0	0	0	9/10	7/10	0	30
Russell	4	4	0	0	0	0	0	24
Cook	3	0	3	0	0	0	0	18
Fryar	3	0	3	0	0	0	0	18
Vaughn	3	2	0	1	0	0	0	18
McMurtry	2	0	2	0	0	0	0	12
Stephens	2	2	0	0	0	0	0	12
Timpson	2	0	2	0	0	0	0	12
Childress	1	0	0	1	0	0	0	6
Coates	1	0	1	0	0	0	0	6
Millen	1	1	0	0	0	0	0	6
Patriots	22	9	11	2	19	2120/29	0	211
Opponents	31	5	25	1	30	3129/42	1	305

**Sacks:** Tippet 8.5, Veris 4.0, B. Williams 3.5, Brown 3.0, Agnew 2.0, Hobby 2.0, Howard 1.0, Singleton 1.0. Patriots, 25.0, Opp. 63.0.

Field Goals	1-19	20-29	30-39	40-49	50+
Staurovsky	1/1	2/3	9/12	1/3	0/0
Baumann	0/0	2/2	1/3	4/4	0/1
Patriots	1/1	4/5	10/15	5/7	0/1
Opponents	2/2	12/14	7/7	8/17	0/2

Passing	Att	Cmp	Yards	Cmp%	Yds/Att	TD	TD%	Int	Int%	Lg	Sk/Yds	Rating
Millen	409	246	3073	60.1	7.51	9	2.2	18	4.4	60t	54/379	72.5
Hodson	68	36	345	52.9	5.07	1	1.5	4	5.9	32	9/57	47.7
Vaughn	2	1	13	50.0	6.50	1	50.0	0	0.0	13t	0/0	237.5
Fryar	1	0	0	0.0	0.00	0	0	0	0	0	0/0	---
McCarthy	1	1	11	100.0	11.0	0	0	0	0.0	11	0/0	131.3
Patriots	481	284	3442	59.0	7.16	11	2.3	22	4.6	60t	63/436	69.7
Opponents	565	335	4035	59.3	7.14	25	4.4	12	2.1	65t	25/183	87.1

Rushing	No	Yds	Avg	Lg	TD
Russell	266	959	3.6	24	4
Stephens	63	163	2.6	13	2
Vaughn	31	146	4.7	23	2
Millen	31	92	3.0	14	1
Hunter	18	53	2.9	9	0
Allen	13	50	3.8	11	0
Fryar	2	11	5.5	9	0
Adams	2	3	1.5	2	0
Chilton	1	0	0.0	0	0
Hodson	4	0	0.0	0	0
Timpson	1	-4	-4.0	-4	0
Coates	1	-6	-6.0	-6	0
Patriots	383	1398	3.7	29	4
Opponents	565	2676	4.7	80t	29

Receiving	No	Yds	Avg	Lg	TD
Cook	82	808	9.9	49	3
Fryar	68	1,014	14.9	56t	3
McMurtry	41	614	15.0	40	2
Timpson	25	471	18.8	60t	2
Russell	18	81	4.5	18	0
Stephens	16	119	7.4	24	0
Hunter	11	97	8.8	25	0
Coates	10	95	9.5	17	1
Vaughn	9	89	9.9	32	0
Carpenter	3	45	15.0	23	0
Allen	1	9	9.0	9	0
Patriots	284	3442	12.1	60t	11
Opponents	335	4035	12.0	65t	25

Interceptions	No	Yds	Avg	Lg	TD
Hurst	3	21	7.0	21	0
Marion	2	33	16.5	33	0
Lippett	2	27	13.5	27	0
Henderson	2	2	1.0	2	0
Washington	2	0	0.0	0	0
Tippett	1	10	10.0	10	0
Patriots	12	93	7.8	33	0
Opponents	22	154	7.0	27	0

Punting	No	Yds	Avg	NetTB	In20Lg	Blk
McCarthy	66	2650	40.2	35.7	3	17
Wagner	14	548	39.1	29.1	0	0
Patriots	82	3198	39.0	34.6	3	17
Opp.	69	2909	42.2	36.2	10	16

Punt Returns	No	FC	Yds	Avg	Lg	TD
Henderson	27	10	201	7.4	39	0
Fryar	2	4	10	5.0	10	0
Pool	1	0	0	0.0	0	0
Zackery	1	0	0	0.0	0	0
Patriots	31	14	211	6.8	39	0
Opponents	37	20	303	8.2	40	1

Kick Returns	No	Yds	Avg	Lg	TD
Vaughn	34	717	21.1	99t	1
Allen	8	161	20.1	31	0
Martin	8	178	22.3	26	0
Hobby	2	0	0.0	0	0
Timpson	2	37	18.5	21	0
Coates	1	6	6.0	6	0
Rakoczy	1	9	9.0	9	0
Rembert	0	0	0.0	0	0
Patriots	56	1108	19.8	99t	1
Opponents	51	850	16.7	49	0

**Staurovsky:** (35G,39G,36G) (-)  
(435n,33G,28G) (33G) (38n,39G) (37G)  
(38G,36n,42G) (20G,17G,25n) (46n,36G,35n).

**Baumann:** (44G,37G) (39n) (51b,46G,32n)  
(23G) (24G) (45G,41G) (-).

**Opponents:** (44wl,52wr,42wl,48b)  
(30G,32G) (49G,32G) (28G,38G)  
(42N,47G) (47G,58n,25G)  
(23G,32G,47n,23G) (35G,18G,47n,34G)  
(19G,47n,21G,42G) (21G,42G,49n,44G) (-)  
(23G,29G) (20G,24G) (43n,40G)  
(23n,23G,27n) (49G,25G).



## 1992 FINAL OFFENSIVE STATISTICS (2-14)

Head Coaches: Dick MacPherson (2-14)

Fifth in AFC-East

Home Stadium: Foxboro Stadium

Date W/L Score Opponent Attendance

9/06		BYE		
9/13	L	0-14 at LA Rams	40,402	
9/20	L	6-10 Seattle	42,327	
9/27	L	7-41 Buffalo	52,527	
10/4	L	21-30 at NY Jets	60,108	
10/11	L	12-24 San Francisco	54,126	
10/18	L	17-38 at Miami	57,282	
10/25	L	17-19 Cleveland	32,219	
11/01	L	7-16 at Buffalo	78,268	
11/08	L	14-31 New Orleans	45,413	
11/15	W	37-34 at Indianapolis OT	42,631	
11/22	W	24-3 NY Jets	27,642	
11/29	L	0-34 at Atlanta	54,494	
12/06	L	0-6 Indianapolis	19,429	
12/13	L	20-27 at Kansas City	52,208	
12/20	L	10-20 at Cincinnati	45,355	
12/27	L	13-16 Miami OT	34,726	

## Team Statistics

	Pats	Opp
TOTAL FIRST DOWNS	215	292
By Rushing	71	112
By Passing	130	149
By Penalty	14	31
Third Down: Md/Att.	72/223	77/214
Third Down: Eff.	32.3	36.0
Fourth Down: Md/Att.	8/19	6/15
Fourth Down: Eff.	42.1	40.0
POSSESSION AVG.	28:28	31:32
TOTAL NET YARDS	3584	5048
Avg. per Game	224.0	315.5
Total Offensive Plays	928	1000
Avg. per Play	3.9	5.0
NET YARDS RUSHING	1550	1951
Total Rushing Plays	419	521
Avg. per Game	96.6	121.9
NET YARDS PASSING	2034	3097
Avg. per Game	127.1	193.6
Sacked/Yards Lost	65/458	20/114
Gross Yards Passing	2492	3211
Att./Completions	444/244	459/258
Completion Pct.	55.0	56.2
Had Intercepted	19	14
PUNTS/AVERAGE	103/40.9	75/40.6
NET PUNTING AVG.	35.4	35.3
PENALTIES/YARDS	111/1051	90/673
FUMBLES/BALLS LOST	43/26	30/15
TOUCHDOWNS	25	40
Rushing	6	15
Passing	13	22
Returns	6	3

Score by Periods	1	2	3	4	OT	Total
Patriots	61	51	32	58	3	205
Opponents	84	80	88	108	3	363

SCORING	TD	Ru	Pa	Rt	PAT	FG	S	TP
Baumann	0	0	0	0	22/24	11/17	0	55
Fryar	4	0	4	0	0	0	0	24
Coates	3	0	3	0	0	0	0	18
Brown	2	0	0	2	0	0	0	12
Cook	2	0	2	0	0	0	0	12
Russell	2	2	0	0	0	0	0	12
Stephens	2	2	0	0	0	0	0	12
Turner	2	0	2	0	0	0	0	12
Vaughn	2	1	0	1	0	0	0	12
Gash	1	1	0	0	0	0	0	6
Goad	1	0	0	1	0	0	0	6
McMurtry	1	0	1	0	0	0	0	6
Pool	1	0	0	1	0	0	0	6
Singleton	1	0	0	1	0	0	0	6
Timpson	1	0	1	0	0	0	0	6
<b>PATRIOTS</b>	<b>25</b>	<b>6</b>	<b>13</b>	<b>6</b>	<b>22/25</b>	<b>11/17</b>	<b>0</b>	<b>205</b>
<b>Opponent</b>	<b>40</b>	<b>15</b>	<b>22</b>	<b>3</b>	<b>40/40</b>	<b>27/41</b>	<b>1</b>	<b>363</b>

**Sacks:** Tippet 7.0, B. Williams 4.0, Goad 2.5, Agnew 1.0, Edwards 1.0, Howard 1.0, Lambert 1.0, Rembert 1.0, Sabb 1.0, Brown 0.5. Patriots 20.0, Opponents 65.0.

Rushing	No	Yds	Avg	Lg	TD
Vaughn	113	451	4.0	36	1
Russell	123	390	3.2	23	2
Stephens	75	277	3.7	19	2
Lockwood	35	162	4.6	23	0
Millen	17	108	6.4	26	0
Zolak	18	71	3.9	19	0
Turner	10	40	4.0	11	0
Carlson	11	32	2.9	7	0
Hodson	5	11	2.2	5	0
Gash	5	7	1.4	4	1
Fryar	1	6	6.0	6	0
McMurtry	2	3	1.5	2	0
Coates	1	2	2.0	2	0
McCarthy	3	-10	-3.3	0	0
<b>Patriots</b>	<b>419</b>	<b>1550</b>	<b>3.7</b>	<b>36</b>	<b>6</b>
<b>Opponents</b>	<b>521</b>	<b>1951</b>	<b>3.7</b>	<b>53</b>	<b>15</b>

Receiving	No	Yds	Avg	Lg	TD
Fryar	55	791	14.4	54t	4
Cook	52	413	7.9	27	2
McMurtry	35	424	12.1	65t	1
Timpson	26	315	12.1	25	1
Stephens	21	161	7.7	32	0
Coates	20	171	8.6	22t	3
Vaughn	13	84	6.5	28	0
Russell	11	24	2.2	12	0
Turner	7	52	7.4	19t	2
Stanley	3	63	21.0	36	0
Hodson	1	-6	-6.0	-6	0
<b>Patriots</b>	<b>244</b>	<b>2492</b>	<b>10.2</b>	<b>65t</b>	<b>13</b>
<b>Opponents</b>	<b>258</b>	<b>3211</b>	<b>12.4</b>	<b>56</b>	<b>22</b>

Interceptions	No	Yds	Avg	Lg	TD
Henderson	3	43	14.3	34	0
Hurst	3	29	9.7	27	0
Pool	2	54	27.0	41t	1
Robbins	2	27	13.5	20	0
Singleton	1	82	82.0	82t	1
Brown	1	49	49.0	49t	1
Howard	1	1	1.0	1	0
Smith	1	0	0.0	0	0
<b>Patriots</b>	<b>14</b>	<b>285</b>	<b>20.4</b>	<b>82t</b>	<b>3</b>
<b>Opponents</b>	<b>19</b>	<b>232</b>	<b>12.2</b>	<b>47</b>	<b>0</b>

Punting	No	Yds	Avg	NetTB	In20Lg	Bk
McCarthy	103	4212	40.9	35.4	4	18
<b>Patriots</b>	<b>103</b>	<b>4212</b>	<b>40.9</b>	<b>35.4</b>	<b>4</b>	<b>18</b>
<b>Opp.</b>	<b>75</b>	<b>3045</b>	<b>40.6</b>	<b>35.3</b>	<b>6</b>	<b>27</b>

Punt Returns	No	FC	Yds	Avg	Lg	TD
Stanley	28	17	227	8.1	50	0
Timpson	8	2	47	5.9	14	0
Lambert	1	0	0	0.0	0	0
Fryar	0	1	0	0.0	0	0
<b>Patriots</b>	<b>37</b>	<b>20</b>	<b>274</b>	<b>7.4</b>	<b>50</b>	<b>0</b>
<b>Opponents</b>	<b>59</b>	<b>21</b>	<b>484</b>	<b>8.2</b>	<b>53t</b>	<b>1</b>

Kick Returns	No	Yds	Avg	Lg	TD
Stanley	29	529	18.2	40	0
Vaughn	20	564	28.2	100t	1
Lockwood	11	233	21.2	36	0
Timpson	2	28	14.0	28	0
Hobby	1	11	11.0	11	0
Turner	1	11	11.0	11	0
<b>Patriots</b>	<b>64</b>	<b>1376</b>	<b>21.5</b>	<b>100t</b>	<b>1</b>
<b>Opponents</b>	<b>45</b>	<b>749</b>	<b>16.6</b>	<b>39</b>	<b>0</b>

Field Goals	1-19	20-29	30-39	40-49	50+
Baumann	2/2	4/4	3/7	2/4	0/0
<b>Patriots</b>	<b>2/2</b>	<b>4/4</b>	<b>3/7</b>	<b>2/4</b>	<b>0/0</b>
<b>Opponents</b>	<b>0/0</b>	<b>9/10</b>	<b>11/16</b>	<b>6/12</b>	<b>1/3</b>

**Baumann:** (38n) (-) (-) (39n) (24G,44G) (19G,44b) (30G) (-) (-) (36G,44G,18G) (32G) (48n) (37n) (38n) (27G) (25G,29G).

**Opponents:** (47n,39n,25n) (25G,33n) (42G,30G) (37G,40G,47G) (51n,36G) (34G) (29G,28G,21G,54n,44n,31n,32G) (-) (46G) (35n,42n,48G,33G) (27G) (43n,26G,54G) (31n,30G,48G) (30G,26G) (47n,42n,21G,39G) (38G,23G,35G)

Passing	Att	Cmp	Yards	Cmp%	Yds/Att	TD	TD%	Int	Int%	Lg	Sk/Yds	Rating
Millen	203	124	1203	61.1	5.93	8	3.9	10	4.9	39	33/204	70.8
Zolak	100	52	561	52.0	5.61	2	2.0	4	4.0	65t	17/137	58.3
Hodson	91	50	496	54.9	5.45	2	2.2	2	2.2	54t	12/96	68.8
Carlson	49	18	232	36.7	4.73	1	2.0	3	6.1	40	3/21	33.7
McMurtry	1	0	0	0.0	0.00	0	0.0	0	0.0	0	0/0	---
<b>Patriots</b>	<b>444</b>	<b>244</b>	<b>2492</b>	<b>55.0</b>	<b>5.61</b>	<b>13</b>	<b>2.9</b>	<b>19</b>	<b>4.3</b>	<b>65t</b>	<b>65/458</b>	<b>63.2</b>
<b>Opponents</b>	<b>459</b>	<b>258</b>	<b>3211</b>	<b>56.2</b>	<b>7.00</b>	<b>22</b>	<b>4.8</b>	<b>14</b>	<b>3.1</b>	<b>56</b>	<b>20/114</b>	<b>81.3</b>



## 1993 FINAL OFFENSIVE STATISTICS (5-11)

Head Coaches: Bill Parcells (5-11)

Fourth in AFC-East

Home Stadium: Foxboro Stadium

Date	W/L	Score	Opponent	Attendance
9/05	L	14-38	at Buffalo	79,751
9/12	L	16-19	Detroit OT	54,151
9/19	L	14-17	Seattle	50,392
9/26	L	7-45	at NY Jets	64,836
10/03			BYE	
10/10	W	23-21	at Phoenix	36,115
10/17	L	14-28	Houston	51,037
10/24	L	9-10	at Seattle	56,526
10/31	L	6-9	at Indianapolis	46,522
11/07	L	10-13	Buffalo OT	54,326
11/21	L	13-17	at Miami	59,982
11/28	L	0-6	NY Jets	42,810
12/05	L	14-17	at Pittsburgh	51,358
12/12	W	7-2	Cincinnati	29,794
12/19	W	20-17	at Cleveland	48,618
12/26	W	38-0	Indianapolis	26,571
1/02/94W		33-27	Miami OT	53,883

## Team Statistics

	Pats	Opp
TOTAL FIRST DOWNS	315	269
By Rushing	116	97
By Passing	169	161
By Penalty	30	11
Third Down: Md/Att.	92/237	96/231
Third Down: Eff.	38.8	41.6
Fourth Down: Md/Att.	13/27	5/13
Fourth Down: Eff.	48.1	38.5
POSSESSION AVG.	29:43	30:17
TOTAL NET YARDS	5065	4796
Avg. per Game	316.6	299.8
Total Offensive Plays	1091	1013
Avg. per Play	4.6	4.7
NET YARDS RUSHING	1780	1951
Total Rushing Plays	502	505
Avg. per Game	111.3	121.9
NET YARDS PASSING	3285	2845
Avg. per Game	205.3	177.8
Sacked/Yards Lost	23/127	34/242
Gross Yards Passing	3412	3087
Att./Completions	566/289	474/280
Completion Pct.	51.1	59.1
Had Intercepted	24	13
PUNTS/AVERAGE	76/40.7	90/41.2
NET PUNTING AVG.	34.8	34.7
PENALTIES/YARDS	65/468	111/803
FUMBLES/BALLS LOST	30/10	20/9
TOUCHDOWNS	26	32
Rushing	9	9
Passing	17	20
Returns	0	3

Score by Periods	1	2	3	4	OT	Total
Patriots	33	60	54	85	6	238
Opponents	41	103	26	110	6	286

SCORING	TO	Ru	Pa	Rt	PAT	FG	S	TP
Sisson	0	0	0	0	15/15	14/26	0	57
Coates	8	0	0	0	0	0	0	48
Russell	7	7	0	0	0	0	0	42
Bahr	0	0	0	0	10/10	5/5	0	25
Brisby	2	0	2	0	0	0	0	12
Timpson	2	0	2	0	0	0	0	12
Turner	2	0	2	0	0	0	0	12
Cook	1	0	1	0	0	0	0	6
Crittenden	1	0	1	0	0	0	0	6
Croom	1	1	0	0	0	0	0	6
Gash	1	1	0	0	0	0	0	6
McMurtry	1	0	1	0	0	0	0	6
Patriots	26	9	17	0	25/25	19/31	0	238
Opponents	32	9	20	3	32/32	20/24	1	286

**Sacks:** Slade 9.0, Tippet 8.5, A. Jones 3.5, Pitts 3.0, Sabb 2.0, Williams 2.0, Agnew 1.5, Brown 1.0, Collins 1.0, Hurst 1.0, Thompson 1.0, Goad 0.5. Patriots, 34.0, Opp. 23.0.

Field Goals	1-19	20-29	30-39	40-49	50+
Sisson	1/1	8/13	3/4	2/6	0/2
Bahr	1/1	1/1	3/3	0/0	0/0
Patriots	2/2	9/14	6/7	2/6	0/2
Opponents	0/0	12/12	7/7	1/2	0/3

Passing	Att	Cmp	Yards	Cmp%	Yds/Att	TD	TO%	Int	Int%	Lg	Sk/Yds	Rating
Bledsoe	429	214	2494	49.9	5.81	15	3.5	15	3.5	541	16/99	65.0
Secules	134	75	918	56.0	6.85	2	1.5	9	6.7	82	7/28	54.3
Zolak	2	0	0	0.0	0.00	0	0.0	0	0.0	0	0/0	39.6
Turner	1	0	0	0.0	0.00	0	0.0	0	0.0	0	0/0	39.6
Patriots	566	289	3412	51.1	6.03	17	3.0	24	4.2	82	23/127	62.1
Opponents	474	280	3087	59.1	6.51	20	4.2	13	2.7	56	34/242	81.1

Rushing	No	Yds	Avg	Lg	TO
Russell	300	1088	3.6	21	7
Turner	50	231	4.6	49	0
Croom	60	198	3.3	22	1
Gash	48	149	3.1	14	1
Bledsoe	32	82	2.6	15	0
Secules	8	33	4.1	13	0
Saxon	2	2	1.0	2	0
Zolak	1	0	0.0	0	0
Crittenden	1	-3	-3.0	-3	0
Patriots	502	1780	3.5	49	9
Opponents	505	1951	3.9	57	9

Receiving	No	Yds	Avg	Lg	TO
Coates	53	659	12.4	541	8
Brisby	45	626	13.9	39	2
Timpson	42	654	15.6	48	2
Turner	39	333	8.5	26	2
Russell	26	245	9.4	69	0
McMurtry	22	241	11.0	20	1
Cook	22	154	7.0	17	1
Crittenden	16	293	18.3	44	1
Gash	14	93	6.6	15	0
Croom	8	92	11.5	21	0
T. Brown	2	22	11.0	14	0
Patriots	289	3412	11.8	82	17
Opponents	280	3087	11.0	56	20

Interceptions	No	Yds	Avg	Lg	TO
Hurst	4	53	13.3	24	0
Wren	3	-7	-2.3	2	0
Barnett	1	40	40.0	40	0
V. Brown	1	24	24.0	24	0
Collins	1	8	8.0	8	0
Thompson	1	4	4.0	4	0
Lambert	1	0	0.0	0	0
Ray	1	0	0.0	0	0
Patriots	13	122	9.4	40	0
Opponents	24	201	8.4	34	1

Punting	No	Yds	Avg	NetTB	In20	Lg	Bk
Saxon	73	3096	42.4	34.8	7	25	59
Patriots	76	3096	40.7	34.8	7	25	59
Opp.	90	3709	41.2	34.7	6	19	58

Punt Returns	No	FC	Yds	Avg	Lg	TO
T. Brown	25	9	224	9.0	19	0
Harris	23	4	201	8.7	21	0
Crittenden	2	1	37	18.5	30	0
Smith	1	0	0	0.0	0	0
Patriots	51	14	462	9.1	30	0
Opponents	34	6	313	9.2	471	1

Kick Returns	No	Yds	Avg	Lg	TO
Crittenden	23	478	20.8	44	0
T. Brown	15	243	16.2	29	0
Harris	6	90	15.0	19	0
Sabb	2	0	0.0	0	0
Cook	1	8	8.0	8	0
Coates	0	0	0.0	0	0
Patriots	47	819	17.4	44	0
Opponents	44	921	20.9	42	0

**Sisson:** (-) (26G,21G,32G,28wr) (54s) (-) (37wl,29G,23G,31G) (42b) (48s,41wr,36G,25G,19G) (40G,45wl,26G) (28wr,27G) (28G,26wl,40G) (54wl,28b) (-) (27wr).

**Bahr:** (23G,34G) (19G) (31G,37G).

**Opponents:** (28G) (52wr,22G,26G,23G,38G) (52wl,24G) (53wl,42G) (-) (-) (30G) (27G,38G,37G) (40wl,27G,32G) (23G) (33G,23G) (35G) (-) (23G) (-) (29G,24G).





**Head Coaches: Bill Parcells (10-6)**

## Second in AFC-East

**Home Stadium: Foxboro Stadium**

<b>Rushing</b>	<b>No</b>	<b>Yds</b>	<b>Avg</b>	<b>Lg</b>	<b>TD</b>
Butts	243	703	2.9	26	8
Thompson	102	312	3.1	13	2
Turner	36	111	3.1	13	1
Gash	30	86	2.9	10	0
Thomas	19	67	3.5	13	1
Bledsoe	44	40	0.9	7	0
Timpson	2	14	7.0	10	0
Coates	1	0	0.0	0	0
Zolak	1	-1	-1.0	-1	0
<b>Patriots</b>	<b>478</b>	<b>1332</b>	<b>2.8</b>	<b>26</b>	<b>12</b>
<b>Opponents</b>	<b>422</b>	<b>1760</b>	<b>4.2</b>	<b>52</b>	<b>11</b>

**AFC PLAYOFFS**

Receiving	No	Yds	Avg	Lg	TD
Coates	96	1174	12.2	62t	7
Timpson	74	941	12.7	37	3
Thompson	65	465	7.2	27t	5
Brisby	58	904	15.6	43	5
Turner	52	471	9.1	32	2
Crittenden	28	379	13.5	32	3
Burke	9	86	9.6	17	0
Gash	9	61	6.8	19	0
Butts	9	54	6.0	15	0
Hawkins	2	22	11.0	14	0
Thomas	2	15	7.5	9	0
Harris	1	11	11.0	11	0
<b>Patriots</b>	<b>405</b>	<b>4583</b>	<b>11.3</b>	<b>62t</b>	<b>25</b>
<b>Opponents</b>	<b>298</b>	<b>3737</b>	<b>12.5</b>	<b>65t</b>	<b>21</b>

### Team Statistics

Interceptions	No	Yds	Avg	Lg	TD
Hurst	7	68	9.7	24	0
H. Barnett	3	51	17.0	24	0
V. Brown	3	22	7.3	12	0
Guyton	2	18	9.0	15	0
Smith	2	10	5.0	10	0
Sabb	2	6	3.0	5	0
Whigham	1	21	21.0	21	0
Reynolds	1	11	11.0	11	0
Ray	1	2	2.0	2	0
<b>Patriots</b>	<b>22</b>	<b>209</b>	<b>9.5</b>	<b>24</b>	<b>1</b>
<b>Opponents</b>	<b>27</b>	<b>252</b>	<b>9.3</b>	<b>90t</b>	<b>2</b>

### Score by Periods

Punting	No	Yds	Avg	NetTB	In20	Lg	Blk	
O'Neill	69	2841	41.2	35.7	6	25	67	0
Patriots	69	2841	41.2	35.7	6	25	67	0
Opp.	83	3333	40.2	34.6	4	21	53	0

## SCORING

Punt Returns	No	FC	Yds	Avg	Lg	TD
T. Brown	24	10	202	8.4	38	0
Crittenden	19	6	155	8.2	26	0
Harris	3	0	26	8.7	12	0
<b>Patriots</b>	<b>46</b>	<b>16</b>	<b>383</b>	<b>8.3</b>	<b>38</b>	<b>0</b>
<b>Opponents</b>	<b>34</b>	<b>9</b>	<b>260</b>	<b>7.6</b>	<b>30</b>	<b>0</b>

**2-Pt. Conversions:** Patriots 0-2, Opp. 2-3.

**Sacks:** Slade 9.5, M. Jones 6.0, McGinest 4.5, A. Jones 4.0, Sabb, 3.5, Goad 3.0, Hurst 2.0, Reynolds 2.0, V. Brown 1.5, T. Barnett 1.0, Pitts 1.0, Agnew 0.5, Smith 0.5. Patriots 39.0, Opponents 22.0.

### Kick Returns

Crittenden	24	460	19.2	36	0
Thompson	18	376	20.9	30	0
Croom	10	172	17.2	24	0
Burke	3	11	3.7	6	0
Thomas	3	40	13.3	16	0
T. Brown	1	14	14.0	14	0
DeOssie	1	14	14.0	14	0
Gash	1	9	9.0	9	0
Guyton	1	-1	-1.0	-1	0
Timpson	1	28	28.0	28	0
<b>Patriots</b>	<b>63</b>	<b>1123</b>	<b>17.8</b>	<b>36</b>	<b>0</b>
<b>Opponents</b>	<b>63</b>	<b>1375</b>	<b>21.8</b>	<b>80</b>	<b>1</b>

### Field Goals 1


Bahr	0/0	14/14	9/12	4/8	0/0
O'Neill	0/0	0/0	0/0	0/1	0/0
<b>Patriots</b>	<b>0/0</b>	<b>14/14</b>	<b>9/12</b>	<b>4/9</b>	<b>0/0</b>
<b>Opponents</b>	<b>0/0</b>	<b>5/5</b>	<b>5/8</b>	<b>8/10</b>	<b>2/2</b>

**Bahr:** (-) (-) (43G, 24G, 28G, 35G) (20G, 28G, 3G) (48s, 32wl, 33G) (24G) (40G) (48G) (20G, 39G) (88G, 39wl, 23G), (44wr, 39G, 48wl, 38G, 2, 3) (22G, 37G, 25G, 42G) (33G) (36wl) (33G, 20) (29G, 22G, 46wl). **O'Neill:** (-) (-) (-) (-) (-) (-) 47%) ( ) (-) (-) (-) (-) (-) (-) (-).

**Opponents:** (42G) (32G) (-) (27G) (27G) (-) (32wl,37G) (44G,50G,48G) (33G,41G) (40G,33G) (48s,34G) (42wr,50G) (46G,26G) (27G,47G) (24G) (44G,38B,36wl).

Passing	Att	Cmp	Yards	Cmp%	Yds/Att	TD	TD%	Int	Int%	Lg	Sk/Yds	Rating
Bledsoe	691	400	4555	57.9	6.59	25	3.6	27	3.9	62t	22/139	73.6
Zolak	8	5	28	62.5	3.50	0	0.0	0	0.0	13	0/0	68.8
Patriots	699	405	4583	57.9	6.56	25	3.6	27	3.9	62t	22/139	73.5
Opponents	545	298	3737	54.7	6.86	21	3.9	22	4.0	65t	39/290	72.2

# All-Time Records





## PATRIOTS TOP 10

## PATRIOTS ALL-TIME LEADERS

(ALL CAPS Indicate Active Patriots Players)

**TOP 10 RUSHERS**

(Based On Rushing Yardage)

	Name	Years	No.	Yards	Avg	Lg	TD
1.	Sam Cunningham	(1973-79, 81-82)	1,385	5,453	3.9	75t	43
2.	Jim Nance	(1965-71)	1,323	5,323	4.0	65t	45
3.	Tony Collins	(1981-87)	1,191	4,647	3.9	54	32
4.	Don Calhoun	(1975-81)	820	3,391	4.1	73	23
5.	John Stephens	(1988-92)	891	3,249	3.6	52	17
6.	Larry Garron	(1960-68)	763	2,981	3.9	85t	14
7.	Craig James	(1984-88)	585	2,469	4.2	73	11
8.	Leonard Russell	(1991-93)	689	2,437	3.5	24	13
9.	Mosi Tatupu	(1978-90)	612	2,415	3.9	55	18
10.	Carl Garrett	(1969-72)	537	2,235	4.2	80t	15

**TOP 10 PASSERS**

(Based On Passing Yardage)

	Name	Years	Att	Comp	Yds	Pct	TD	Int
1.	Steve Grogan	(1975-90)	3,593	1,879	26,886	52.2	182	208
2.	Babe Parilli	(1961-67)	2,413	1,140	16,747	47.2	132	138
3.	Tony Eason	(1983-89)	1,500	876	10,732	58.4	60	48
4.	<b>DREW BLEDSOE</b>	(1993- )	<b>1,756</b>	<b>937</b>	<b>10,556</b>	<b>53.0</b>	<b>53</b>	<b>58</b>
5.	Jim Plunkett	(1971-75)	1,503	729	9,932	48.5	62	87
6.	Hugh Millen	(1991-92)	612	370	4,276	60.5	17	28
7.	Mike Taliaferro	(1968-70)	680	305	3,920	44.9	27	44
8.	Butch Songin	(1960-61)	604	285	3,905	47.2	36	24
9.	Matt Cavanaugh	(1978-82)	385	206	3,018	53.5	19	23
10.	Marc Wilson	(1989-90)	415	214	2,631	51.6	9	16

**TOP 10 RECEIVERS**

(Based On Number Of Receptions)

	Name	Years	No	Yds.	Avg	Lg	TD
1.	Stanley Morgan	(1977-89)	534	10,352	19.4	76t	67
2.	Irving Fryar	(1984-92)	363	5,726	15.8	80t	37
3.	Gino Cappelletti	(1960-70)	292	4,589	15.7	63t	42
4.	Jim Colclough	(1960-68)	283	5,001	17.7	78t	39
5.	<b>BEN COATES</b>	(1991- )	<b>263</b>	<b>2,942</b>	<b>11.2</b>	<b>62t</b>	<b>25</b>
6.	Tony Collins	(1981-87)	261	2,356	9.0	49	12
7.	Sam Cunningham	(1973-79, 81-82)	210	1,905	9.1	41	6
	Marv Cook	(1989-93)	210	1,843	8.8	47	11
9.	Russ Francis	(1975-80, 87-88)	207	3,157	15.3	53	28
10.	Art Graham	(1963-68)	199	3,107	15.6	80t	20

**TOP 10 SCORERS**

(Based On Total Points)

	Name	Years	TD		TD TD		FG	PAT	TP
			TD	Run	Pa.Rt				
1.	Gino Cappelletti	(1960-70)	42	0	42	0	176	342	1,130
2.	John Smith	(1974-83)	0	0	0	0	128	308	632
3.	Tony Franklin	(1984-87)	0	0	0	0	93	163	442
4.	Stanley Morgan	(1977-89)	68	0	67	1	0	0	408
5.	Sam Cunningham	(1973-79, 81-82)	49	43	6	0	0	0	294
6.	Jim Nance	(1965-71)	46	45	1	0	0	0	276
7.	Tony Collins	(1981-87)	44	32	12	0	0	0	264
8.	Larry Garron	(1960-68)	42	14	26	2	0	0	252
9.	Irving Fryar	(1984-92)	41	1	37	3	0	0	246
10.	Jim Colclough	(1960-68)	39	0	39	0	0	0	238
	<b>MATT BAHR</b>	(1993- )	<b>0</b>	<b>0</b>	<b>0</b>	<b>0</b>	<b>55</b>	<b>73</b>	<b>238</b>



## PATRIOTS TOP 10

### TOP 10 INTERCEPTORS

(Based On Number Of Interceptions)

Name	Years	No.	Yds.	Avg.	Lg	TD
1. Raymond Clayborn	(1977-89)	36	555	15.4	85	1
2. Ron Hall	(1961-67)	29	476	16.4	87	1
Roland James	(1980-90)	29	383	13.2	46	0
Fred Marion	(1982-91)	29	457	15.8	83	1
5. Mike Haynes	(1976-82)	28	393	14.0	50	1
6. Maurice Hurst	(1989-95)	27	253	9.4	36	1
7. Nick Buoniconti	(1962-68)	24	223	9.3	41	0
Ronnie Lippett	(1984-91)	24	420	17.5	73	2
9. Don Webb	(1961-70)	21	366	17.4	59	2
10. Ron Bolton	(1972-75)	18	116	6.4	56	0

### TOP 10 PUNT RETURNERS

(Based on Return Yardage)

Name	Years	No.	FC	Yds.	Avg	LG	TD
1. Irving Fryar	(1984-92)	206	70	2,055	10.0	85t	3
2. Mike Haynes	(1976-81)	111	8	1,159	10.4	89t	2
3. Stanley Morgan	(1977-89)	92	32	960	10.4	80t	1
4. Mack Herron	(1973-75)	74	14	888	12.0	66	0
5. Ricky Smith	(1982-83)	54	20	537	9.9	55	0
6. Carl Garrett	(1969-72)	43	2	487	11.3	62	0
7. TROY BROWN	(1993- )	49	19	426	8.8	38	0
8. Roland James	(1980-90)	42	8	400	9.5	75t	1
9. Ron Burton	(1960-65)	56	0	389	6.9	62	0
10. DAVID MEGGETT	(1995- )	45	17	383	8.5	23	0

### TOP 10 KICKOFF RETURNERS

(Based on Return Yardage)

Name	Years	No.	Yds.	Avg	LG	TD
1. Larry Garron	(1960-67)	89	2,299	25.8	95t	2
2. Stephen Starring	(1983-87)	107	2,259	21.1	53	0
3. Carl Garrett	(1969-72)	92	2,251	24.5	63	0
4. Sammy Martin	(1988-90)	80	1,834	22.9	95t	1
5. Mack Herron	(1973-75)	71	1,796	25.3	92t	1
6. Raymond Clayborn	(1977-89)	57	1,538	27.0	101t	3
7. Ricky Smith	(1982-84)	67	1,505	22.5	98t	1
8. Jay Cunningham	(1965-67)	64	1,372	21.4	45	0
9. Tony Collins	(1981-87)	66	1,335	20.2	46	0
10. Jon Vaughn	(1991-92)	54	1,259	23.3	100t	2

### TOP 10 PUNTERS

(Based on Number of Punts)

Name	Years	No.	Yds	Avg	LG	BLK
1. Rich Camarillo	(1981-87)	468	19,922	42.6	76	4
2. Tom Yewcic	(1961-66)	377	14,553	38.6	70	9
3. Tom Janik	(1969-71)	243	9,516	39.2	58	1
4. Mike Patrick	(1975-78)	222	8,481	38.2	64	0
5. Shawn McCarthy	(1991-92)	169	6,862	40.6	93	2
6. Jeff Feagles	(1988-89)	154	5,874	38.1	74	1
7. Terry Swanson	(1967-68)	127	5,081	40.0	62	2
8. Pat O'Neill	(1994-95)	110	4,355	39.6	57	0
9. Bruce Barnes	(1973-74)	100	3,738	37.4	53	0
10. Brian Hansen	(1990)	90	3,752	41.7	69	2





## PATRIOTS LONGEST PLAYS

## RUSHING

PLAYER	YARDS	OPPONENT	DATE
1. Larry Garron	85t	vs. Buffalo	Oct. 22, 1961
2. Carl Garrett	80t	vs. Miami	Nov. 9, 1969
3. Robert Weathers	77t	vs. Baltimore	Sept. 4, 1983
Ron Burton	77t	at Denver	Oct. 23, 1960
5. Sam Cunningham	75t	at Buffalo	Oct. 20, 1974

## PASS PLAYS

PLAYER	YARDS	OPPONENT	DATE
1. Tony Eason to Craig James	90t	at Chicago	Sept. 15, 1985
2. Jim Plunkett to Randy Vataha	88t	at Baltimore	Dec. 19, 1971
3. Tom Sherman to Jim Whalen	87t	at NY Jets	Oct. 27, 1968
4. Babe Parilli to Art Graham	80t	at Houston	Nov. 29, 1964
Jim Plunkett to Carl Garrett	80t	vs. Buffalo	Nov. 14, 1971
Doug Flutie to Irving Fryar	80t	vs. Chicago	Oct. 30, 1988

## KICKOFF RETURNS

PLAYER	YARDS	OPPONENT	DATE
1. Raymond Clayborn	101t	at Baltimore	Dec. 18, 1977
2. Raymond Clayborn	100t	at NY Jets	Oct. 2, 1977
Jon Vaughn	100t	at Cincinnati	Dec. 20, 1992
3. Allan Carter	99t	at Baltimore	Dec. 21, 1975
Jon Vaughn	99t	at Phoenix	Sept. 29, 1991
5. Ricky Smith	98t	vs. NY Jets	Sept. 19, 1982
Horace Ivory	98t	at Baltimore	Oct. 19, 1980

## PUNT RETURNS

PLAYER	YARDS	OPPONENT	DATE
1. Mike Haynes	89t	vs. Buffalo	Nov. 7, 1976
2. Irving Fryar	85t	at Buffalo	Sept. 22, 1985
3. Stanley Morgan	80t	vs. Baltimore	Nov. 18, 1979
4. Irving Fryar	77t	vs. Indianapolis	Nov. 10, 1985
5. Roland James	75t	vs. NY Jets	Nov. 2, 1980

## INTERCEPTION RETURNS

PLAYER	YARDS	OPPONENT	DATE
1. Rick Sanford	99t	at Chicago	Dec. 5, 1982
2. Bob Suci	98t	vs. Houston	Nov. 1, 1963
3. Ron Hall	87t	at Denver	Sept. 18, 1966
4. Raymond Clayborn	85t	at Cleveland	Oct. 7, 1984
5. Fred Marion	83t	at Seattle	Nov. 17, 1985
6. Chris Singleton	82t	at Indianapolis	Nov. 15, 1992

## PUNTS

PLAYER	YARDS	OPPONENT	DATE
1. Shawn McCarthy	93	at Buffalo	Nov. 3, 1991
2. Luke Prestridge	89	vs. Miami	Oct. 21, 1984
3. Bob Scarpito	87	at Denver	Sept. 29, 1968
4. Luke Prestridge	82	vs. NY Jets	Oct. 28, 1984
5. Rich Camarillo	76	vs. NY Jets	Sept. 19, 1982
6. Rich Camarillo	75	at Chicago	Sept. 15, 1985
Rich Camarillo	75	at Oakland	Nov. 1, 1981

## FIELD GOALS

PLAYER	YARDS	OPPONENT	DATE
1. Matt Bahr	55	at Miami	Nov. 12, 1995
2. Gino Cappelletti	53	at NY Jets	Nov. 28, 1965
Jason Staurovsky	53	vs. Seattle	Oct. 7, 1990
4. Gino Cappelletti	51	vs. Denver	Nov. 20, 1964
Charlie Gogolak	51	at Miami	Oct. 17, 1971
6. John Smith	50	vs. Kansas City	Oct. 4, 1981
Tony Franklin	50	at Tampa Bay	Oct. 27, 1985
Tony Franklin	50	vs. Detroit	Dec. 8, 1985
Tony Franklin	50	vs. LA Raiders	Nov. 1, 1987
Teddy Garcia	50	at Minnesota	Sept. 11, 1988





## OPPONENTS LONGEST PLAYS

### RUSHING

PLAYER	YARDS	OPPONENT	DATE
1. Jack Larschied	87t	at Oakland	Oct. 16, 1960
2. Thurman Thomas	80t	at Buffalo	Nov. 18, 1990
O.J. Simpson	80t	vs Buffalo	Sept. 16, 1973
4. Tony Dorsett	75t	vs Dallas	Sept. 21, 1981
5. Wayne Patrick	72	at Buffalo	Oct. 11, 1969

### PASS PLAYS

PLAYER	YARDS	OPPONENT	DATE
1. George Shaw to Jerry Tarr	97t	vs Denver	Sept. 21, 1962
2. Len Dawson to Frank Pitts	90t	at Kansas City	Nov. 17, 1968
3. Ken O'Brien to Wesley Walker	88t	at NY Jets	Nov. 24, 1985
4. Clyde Grosscup to Don Maynard	86t	NY Titans	Oct. 6, 1962
5. John Hadl to Lance Alworth	85t	vs San Diego	Oct. 17, 1965
6. Scott Hunter to Leonard Thompson	82	vs. Detroit	Oct. 7, 1979

### KICKOFF RETURNS

PLAYER	YARDS	OPPONENT	DATE
1. Charlie Warner	102t	vs Buffalo	Nov. 7, 1965
2. Mercury Morris	96t	at Miami	Dec. 6, 1970
3. Mercury Morris	94t	vs Miami	Dec. 5, 1971
4. Ode Burrell	93t	at Houston	Nov. 29, 1964
Elbert Dubenion	93t	at Buffalo	Nov. 3, 1962
6. Joe Washington	90t	vs Baltimore	Sept. 18, 1978
Wallace Francis	90t	at Buffalo	Dec. 9, 1973
Al Frazier	90t	at Denver	Dec. 3, 1961

### PUNT RETURNS

PLAYER	YARDS	OPPONENT	DATE
1. Goldie Sellers	76t	at Kansas City	Nov. 17, 1968
Eugene Mingo	76t	vs Denver	Sept. 9, 1960
3. Mike Nelms	75t	at Washington	Oct. 25, 1981
Nesby Glasglow	75t	vs Baltimore	Nov. 18, 1979
5. Terry Metcalf	69t	at St. Louis	Nov. 2, 1975

### INTERCEPTION RETURNS

PLAYER	YARDS	OPPONENT	DATE
1. Dick Anderson	94t	vs Miami	Nov. 24, 1968
2. Ray Buchanan	90t	vs Indianapolis	Dec. 11, 1994
3. Leroy Irvin	80	vs LA Rams	Nov. 16, 1980
4. Levi Johnson	76	at Detroit	Oct. 10, 1976
5. Dave Washington	72t	vs Buffalo	Nov. 3, 1974

### PUNTS

PLAYER	YARDS	OPPONENT	DATE
1. Bob Parsons	81	at Chicago	Dec. 5, 1982
2. Joe Prokop	76	vs NY Jets	Nov. 5, 1989
3. James Fraser	75	at Denver	Nov. 11, 1962
4. Reggie Roby	73	vs Miami	Oct. 5, 1986
5. Mark Horan	71	vs Denver	Oct. 27, 1991
6. Lee Johnson	70	at Cincinnati	Sept. 23, 1990
Bryan Wagner	70	vs Chicago	Oct. 30, 1988

### FIELD GOALS

PLAYER	YARDS	OPPONENT	DATE
1. Morten Anderson	54	at Atlanta	Oct. 1, 1995
Norm Johnson	54	at Atlanta	Nov. 29, 1992
Dean Biasucci	54	vs Indianapolis	Nov. 11, 1990
4. Pat Leahy	53	vs. NY Jets	Oct. 20, 1985
Uwe Von Schamann	53	vs Miami	Oct. 21, 1979
6. Pat Leahy	52	vs. NY Jets	Oct. 20, 1985
Raul Allegre	52	vs Baltimore	Sept. 4, 1983
Raul Allegre	52	at Baltimore	Oct. 9, 1983
Uwe Von Schamann	52	vs Miami	Nov. 13, 1982
Chris Bahr	52	at Cincinnati	Oct. 15, 1978
11. Jason Elam	51	vs. Denver	Oct. 8, 1995
Steve Christie	51	at Buffalo	Nov. 11, 1995
Tony Franklin	51	vs Miami	Nov. 6, 1988
Chris Bahr	51	at Oakland	Nov. 1, 1981
15. Pete Stoyanovich	50	vs. Miami	Oct. 30, 1994
Dean Biasucci	50	at Indianapolis	Nov. 27, 1994
Al Del Greco	50	at Phoenix	Nov. 25, 1990
Paul McFadden	50	at Philadelphia	Dec. 9, 1984
Rich Szaro	50	vs New Orleans	Dec. 5, 1976
Jim O'Brien	50	vs Baltimore	Oct. 3, 1971



## CONSECUTIVE INDIVIDUAL RECORDS

### SEASONS PLAYED

- 16 Steve Grogan (1975-90)
- 14 Steve Nelson (1974-86)

### GAMES PLAYED

- 161 Raymond Clayborn (9-18-77 to 11-22-87)
- 152 Gino Cappelletti (9-9-60 to 12-6-70)

### GAMES STARTED

- 147 Raymond Clayborn (9-3-78 to 11-22-87)
- 110 Ray Hamilton (9-16-73 to 10-26-80)

### GAMES SCORING

- 101 John Smith (9-28-75 to 10-2-83)

### GAMES SCORING TD

- 5 Curtis Martin (10-23-95 to 11-19-95)
- Michael Timpson (12-26-93 to 9-18-94)
- Horace Ivory (10-22-78 to 11-19-78)
- Jimmy Colclough (11-11-62 to 12-9-62)

### GAMES RUSHING TD

- 5 Curtis Martin (10-23-95 to 11-19-95)
- Horace Ivory (10-22-78 to 11-19-78)
- 4 Jim Nance (11-27-66 to 12-18-66)
- Tony Collins (9-21-81 to 10-11-81)

### GAMES RECEIVING TD

- 5 Michael Timpson (12-26-93 to 9-18-94)
- Jimmy Colclough (11-11-62 to 12-9-62)
- 4 Stanley Morgan (9-21-86 to 10-12-86)
- Stanley Morgan (9-7-80 to 9-29-80)
- Art Graham (12-11-66 to 9-17-67)

### GAMES PASSING TD

- 14 Babe Parilli (12-3-61 to 9-8-63)
- 12 Drew Bledsoe (12-5-93 to 10-16-94)
- 10 Babe Parilli (12-11-66 to 10-29-67)
- Mike Taliaferro (9-28-69 to 11-30-69)
- Tony Eason (11-24-85 to 10-5-86)

### GAMES NONE INTERCEPTED

- 6 Tony Eason (9-7-86 to 10-26-86)
- 5 Drew Bledsoe (10-23-95 to 11-19-95)

### PASSING ATTEMPTS NONE INTERCEPTED

- 179 Drew Bledsoe (10-23-95 to 11-26-95)
- 178 Tony Eason (12-22-85 to 10-26-86)
- 141 Tony Eason (12-18-83 to 10-14-84)

### GAMES RECEPTIONS MADE

- 49 Ben Coates (12-27-92 to present)
- 42 Jim Colclough (9-9-60 to 9-8-63)
- 28 Stanley Morgan (12-1-85 to 11-29-87)

### RECEPTIONS MADE FOR TDs

- 3 Derrick Ramsey (11-18-84)
- Harold Jackson (9-9-79)

### GAMES INTERCEPTIONS MADE

- 4 Mike Haynes (11-7-76 to 11-28-76)
- 3 Ty Law (11-26-95 to 12-10-95)
- Myron Guyton (11-12-96 to 11-26-95)

### FGs MADE

- 14 Tony Franklin (10-26-86 to 11-23-86)
- 12 Matt Bahr (12-19-94 to 9-25-95)
- 9 Tony Franklin (12-16-84 to 10-6-85), (10-7-84 to 11-4-84)

### GAMES FG MADE

- 17 Matt Bahr (12-18-94 to 12-16-95)
- 17 Tony Franklin (11-24-85 to 11-23-86)
- 12 Tony Franklin (10-7-84 to 9-8-85)

### PATs MADE

- 105 Gino Cappelletti (12-8-63 to 12-18-66)
- 79 John Smith (11-18-79 to 10-4-81)

### PRO BOWL APPEARANCES

- 8 John Hannah (1979 to 1985)



## CONSECUTIVE TEAM RECORDS

### MOST VICTORIES

- 8 Nov. 13, 1994 to Sept. 3, 1995
- Oct. 19, 1986 to Nov. 30, 1986
- Nov. 7, 1976 to Sept. 18, 1977
- Sept. 24, 1978 to Nov. 5, 1978

### MOST SHUTOUT VICTORIES

- 2 vs. Miami, Dec. 12, 1982 and at Seattle Dec. 19, 1982

### MOST VICTORIES AT HOME

- 10 Sept. 19, 1976 to Oct. 30, 1977

### MOST VICTORIES ON ROAD

- 6 Oct. 19, 1986 to Dec. 22, 1986
- Sept. 10, 1978 to Nov. 19, 1978

### MOST LOSSES

- 14 Sept. 23, 1990 to Sept. 1, 1991
- 10 Dec. 22, 1991 to Nov. 8, 1992
- 9 Oct. 25, 1981 to Dec. 20, 1981
- Oct. 8, 1972 to Dec. 3, 1972
- Sept. 27, 1970 to Nov. 22, 1970

### MOST LOSSES AT HOME

- 10 Dec. 3, 1989 to Sept. 22, 1991
- 6 Nov. 3, 1974 to Sept. 28, 1975
- Oct. 15, 1972 to Sept. 23, 1973
- Sept. 27, 1970 to Dec. 13, 1970

### MOST LOSSES ON ROAD

- 8 Sept. 13, 1981 to Dec. 20, 1981
- Dec. 6, 1970 to Dec. 12, 1971
- Oct. 6, 1968 to Oct. 26, 1969

### MOST GAMES SCORING

- 125 Dec. 28, 1975 to Nov. 13, 1983

### MOST QUARTERS PATRIOTS SCORELESS

- 10 Nov. 22, 1992 (vs. NYJ, 2nd half) to Dec. 6, 1992
- (vs. Indianapolis)

### MOST SHUTOUT QUARTERS ALLOWED

- 8 Dec. 12, 1982 (vs. Miami) to Dec. 19, 1982 (at Seattle)

### MOST QUARTERS NOT ALLOWING A TD


- 10 Dec. 5, 1982 (at Chicago, 2nd half) thru Dec. 19, 1982
- (at Seattle) (Shutout victories vs. Miami 12-12-82 and at Seattle 12-19-82)

### SERIES GAME PATRIOTS' VICTORIES

- 11 Buffalo Bills, Jan. 2, 1983 to Dec. 20, 1987

### SERIES GAME PATRIOTS' LOSSES

- 9 New York Jets, Dec. 18, 1966 to Nov. 22, 1970



Ben Coates enters the 1996 season with a club record 49 consecutive games with a reception.



## 100+ YARD RUSHING GAMES

	Yards	No	Name	Date	Opponents
1	212	23	Tony Collins	9/18/83	NY Jets
2	208	38	Jim Nance	10/30/66	Oakland
3	185	34	Jim Nance	9/24/67	at Buffalo
4	177	25	Don Calhoun	11/28/76	Denver
5	177	22	Don Calhoun	12/5/76	New Orleans
6	166	35	Curtis Martin	11/5/96	at NY Jets
7	164	24	Jim Nance	12/17/67	at Miami
8	161	32	Tony Collins	11/28/82	Houston
9	148	27	Curtis Martin	11/26/96	at Buffalo
10	148	31	Curtis Martin	12/10/96	NY Jets
11	147	27	Leonard Russell	11/28/93	NY Jets
12	147	23	Tony Collins	10/23/83	at Buffalo
13	146	17	Jim Nance	12/11/66	at Houston
14	146	35	Michael LeBlanc	10/11/87	Buffalo
15	143	17	Don Calhoun	9/10/78	St. Louis
16	142	25	Craig James	12/22/85	Cincinnati
17	142	30	Curtis Martin	11/12/96	at Miami
18	141	24	Don Calhoun	11/14/76	at Baltimore
19	141	25	Sam Cunningham	10/7/76	Buffalo
20	141	25	Sam Cunningham	10/16/77	at San Diego
21	140	13	Larry Garron	10/26/62	Oakland
22	138	30	Craig James	12/16/84	Indianapolis
23	138	26	Leonard Russell	12/26/93	Indianapolis
24	137	21	Tony Collins	9/12/82	at Baltimore
25	134	25	John Stephens	10/23/88	at Buffalo
26	133	23	Jim Nance	11/27/66	at Miami
27	130	17	John Stephens	12/17/88	at Denver
28	129	22	Sam Cunningham	10/27/74	at Minnesota
29	128	16	Horace Ivory	11/5/78	at Buffalo
30	128	21	Mosi Tatupu	12/4/83	New Orleans
31	127	14	Andy Johnson	12/12/76	at Tampa
32	127	21	Carl Garrett	11/28/71	at Buffalo
33	127	36	Curtis Martin	10/23/96	Buffalo
34	127	29	Jim Nance	10/8/67	San Diego
35	127	16	Ron Burton	10/23/60	at Denver
36	126	24	Jim Nance	9/18/66	at Denver
37	126	23	John Stephens	11/19/89	Buffalo
38	125	24	Jim Nance	11/16/69	at Cincinnati
39	125	11	Sam Cunningham	10/20/74	at Buffalo
40	124	18	Andy Johnson	10/19/75	Baltimore
41	124	35	John Stephens	10/30/88	Chicago
42	124	27	John Stephens	12/3/89	Indianapolis
43	123	30	Scott Lockwood	12/27/92	Miami
44	121	12	J.D. Garrett	10/4/64	at Denver
45	121	31	John Stephens	12/4/88	Seattle
46	120	20	Craig James	11/4/84	at Denver
47	120	20	Curtis Martin	12/16/96	at Pittsburgh
48	119	23	Craig James	11/3/85	Miami
49	119	13	Mack Herron	10/12/75	at Cincinnati
50	118	17	Ron Burton	9/16/62	Houston
51	118	22	Sam Cunningham	10/24/76	at Buffalo
52	116	12	Horace Ivory	11/18/79	Baltimore
53	116	10	Larry Garron	10/22/61	Buffalo
54	116	28	Leonard Russell	10/10/93	at Phoenix
55	115	26	Craig James	12/8/85	Detroit
56	113	16	Don Calhoun	12/21/80	at New Orleans
57	113	15	Horace Ivory	10/22/78	Miami
58	113	20	Jim Nance	10/15/67	Miami
59	113	21	Sam Cunningham	11/17/74	NY Jets
60	112	19	Craig James	11/22/84	at Dallas
61	112	31	Curtis Martin	12/3/96	New Orleans
62	112	26	Leonard Russell	12/15/91	at N.Y. Jets
63	111	15	Carl Garrett	10/10/71	NY Jets
64	111	19	Jim Nance	12/8/68	at Miami
65	110	20	Jon Vaughn	11/22/92	NY Jets
66	109	27	Andy Johnson	9/18/78	Baltimore
67	109	22	Don Calhoun	11/21/76	at NY Jets
68	109	24	Jim Nance	12/4/66	Buffalo
69	109	18	Jim Nance	11/26/67	at Houston
70	109	17	Jim Nance	11/9/69	Miami
71	108	14	Craig James	11/24/85	at NY Jets
72	108	26	Jim Nance	11/5/67	Houston
73	108	25	Jim Nance	10/23/66	San Diego
74	108	23	Josh Ashton	10/1/72	Washington
75	107	22	Jim Nance	11/20/66	at Kansas City
76	107	17	Larry Garron	12/8/63	at Houston
77	107	20	Tony Collins	9/16/84	Seattle
78	106	19	Don Calhoun	11/23/80	Baltimore
79	106	27	Leonard Russell	11/3/91	at Buffalo
80	106	21	Sam Cunningham	9/19/76	Miami
81	105	22	Craig James	1/12/86	at Miami*
82	105	11	Dick Christy	11/11/60	NY Titans



83	105	23	Sam Cunningham	9/18/77		Kansas City
84	104	23	Craig James	1/5/86	at	LA Raiders*
85	104	22	Jim Nance	11/13/66		Houston
86	104	25	John Stephens	11/6/88		Miami
87	103	21	Andy Johnson	10/26/75		San Francisco
88	103	24	Curtis Martin	12/23/96	at	Indianapolis
89	103	15	Don Calhoun	12/7/75		NY Jets
90	103	7	Steve Grogan	10/18/76		NY Jets
91	103	32	Tony Collins	12/19/82	at	Seattle
92	103	22	Tony Collins	10/25/81	at	Washington
93	102	19	Curtis Martin	9/3/95		Cleveland
94	101	31	Sam Cunningham	10/9/77		Seattle
95	101	21	Sam Cunningham	10/3/76		Oakland
96	100	22	Mark van Eeghen	12/19/82	at	Seattle
97	100	6	Robert Weathers	9/4/83		Baltimore
98	100	19	Sam Cunningham	11/23/75	at	Buffalo
99	100	21	Tony Collins	11/6/83		Buffalo
100	100	17	Vagas Ferguson	11/23/80		Baltimore

Accomplished 100 Times: 17 Nance; 11 Cunningham; 9 Martin, C. James; 8 Calhoun, Collins; 7 Stephens; 5 Russell; 4 Johnson; 3 Garron, Ivory; 2 Burton, C. Garrett; 1 Ashton, Christy, Ferguson, J.D. Garrett, Grogan, Herron, LeBlanc, Lockwood, Tatupu, van Eeghen, Vaughn, R. Weathers.

## 100+ YARD RECEIVING GAMES

#	Yds	Rec	Name	Date	Opponents
1	182	5	Stanley Morgan	11/8/81	vs. Miami
2	170	5	Stanley Morgan	11/26/78	at Indianapolis
3	167	8	Art Graham	11/6/64	vs. Houston
4	165	8	Irving Fryar	10/4/92	at NY Jets
5	162	7	Stanley Morgan	10/12/86	vs. NY Jets
6	161	9	Irving Fryar	10/20/91	vs. Minnesota
7	161	9	Vincent Brisby	10/1/95	at Atlanta
8	161	8	Ben Coates	9/4/94	at Miami
9	161	7	Stanley Morgan	9/21/86	vs. Seattle
10	158	5	Stanley Morgan	11/4/79	at Buffalo
11	158	3	Ron Sellers	12/14/69	at Houston
12	156	6	Art Graham	10/5/63	at NY Jets
13	151	5	Stanley Morgan	10/28/79	at Baltimore
14	150	7	Mike Timpson	12/22/92	at Cincinnati
15	149	10	Tony Romeo	11/17/63	vs. Kansas City
16	149	6	Randy Vataha	12/7/75	vs. NY Jets
17	148	8	Cedric Jones	9/10/89	at NY Jets
18	148	8	Stanley Morgan	12/22/86	at Miami
19	147	7	Gino Cappelletti	10/31/64	at NY Jets
20	147	5	Harold Jackson	12/16/79	vs. Minnesota
21	146	6	Stanley Morgan	11/1/87	vs. LA Raiders
22	146	5	Gino Cappelletti	12/18/65	vs. Houston
23	143	8	Irving Fryar	11/17/91	vs. NY Jets
24	142	4	Jim Colclough	10/6/62	vs. NY Titans
25	142	4	Stanley Morgan	11/30/80	at San Francisco
26	141	7	Stanley Morgan	1/2/83	vs. Buffalo
27	141	3	Stanley Morgan	11/22/81	at Buffalo
28	140	6	Stanley Morgan	10/6/85	at Cleveland
29	140	4	Aaron Marsh	9/22/68	vs. NY Jets
30	139	7	Don Hasselbeck	10/11/81	at NY Jets
31	139	6	Russ Francis	9/26/76	at Pittsburgh
32	137	9	Jim Colclough	11/17/63	vs. Kansas City
33	136	9	Stanley Morgan	10/9/83	at Indianapolis
34	134	11	Art Graham	11/20/66	at Kansas City
35	134	6	Irving Fryar	11/24/91	vs. Buffalo
36	134	6	Jim Colclough	12/20/64	vs. Buffalo
37	134	6	Jim Whalen	10/15/67	vs. Miami
38	132	6	Irving Fryar	10/13/85	vs. Buffalo
39	131	6	Gino Cappelletti	10/13/61	vs. Houston
40	130	10	Hart Lee Dykes	12/17/89	at Pittsburgh
41	130	7	Stanley Morgan	12/5/82	at Chicago
42	129	7	Randy Vataha	12/5/71	vs. Miami
43	129	6	Stanley Morgan	12/9/79	at NY Jets
44	127	6	Cedric Jones	11/5/89	vs. NY Jets
45	127	6	Harold Jackson	10/19/80	at Baltimore
46	127	4	Stanley Morgan	12/26/82	at Pittsburgh
47	127	3	Jim Colclough	11/30/62	vs. NY Titans
48	126	5	Harold Jackson	9/27/81	at Pittsburgh
49	126	5	Russ Francis	9/24/78	at Oakland
50	126	3	Irving Fryar	10/12/86	vs. NY Jets
51	125	10	Michael Timpson	9/18/94	at Cincinnati
52	125	7	Russ Francis	11/23/75	at Buffalo
53	125	6	Stanley Morgan	10/5/86	vs. Miami
54	125	3	Stanley Morgan	9/18/78	vs. Baltimore
55	124	9	Ben Coates	9/11/94	vs. Buffalo
56	124	7	Harold Jackson	9/3/78	vs. Washington
57	124	5	Dick Christy	11/4/60	vs. Oakland
58	124	5	Stanley Morgan	11/29/79	at Miami
59	124	4	Ron Sellers	11/2/69	vs. Houston
60	123	9	Ben Coates	10/9/94	vs. LA Raiders
61	123	7	Jim Colclough	9/16/61	vs. Denver
62	123	5	Jim Colclough	11/11/62	at Denver





# 1996 NEW ENGLAND PATRIOTS

63	123	5	Joe Johnson	11/25/60	vs.	Houston
64	122	8	Stanley Morgan	11/4/84	at	Denver
65	122	5	Stanley Morgan	11/28/82	vs.	Houston
66	122	4	Jim Whalen	12/17/67	at	Miami
67	122	3	Irving Fryar	10/30/88	vs.	Chicago
68	121	8	Darryl Stingley	10/30/77	vs.	NY Jets
69	121	8	Stanley Morgan	12/14/86	vs.	San Francisco
70	121	4	Stanley Morgan	12/22/85	vs.	Cincinnati
71	121	4	Tony Romeo	9/21/62	vs.	Denver
72	121	3	Harold Jackson	9/9/79	vs.	NY Jets
73	120	7	Stanley Morgan	11/10/85	vs.	Indianapolis
74	119	12	Ben Coates	11/27/94	at	Indianapolis
75	119	8	Greg McMurtry	12/8/91	vs.	Indianapolis
76	118	7	Stanley Morgan	11/16/86	at	LA Rams
77	118	6	Vincent Brisby	11/12/95	at	Miami
78	118	5	Harold Jackson	10/29/78	vs.	N.Y. Jets
79	118	4	Stanley Morgan	10/4/81	vs.	Kansas City
80	118	3	Gino Cappelletti	11/13/66	vs.	Houston
81	117	6	Eric Sievers	12/10/89	at	Miami
82	117	6	Vincent Brisby	10/2/94	vs.	Green Bay
83	116	9	Art Graham	9/9/67	at	San Diego
84	116	7	Stanley Morgan	9/7/86	vs.	Indianapolis
85	116	4	Darryl Stingley	10/23/77	vs.	Baltimore
86	115	6	Vincent Brisby	12/24/94	at	Chicago
87	115	4	Irving Fryar	11/4/90	at	Philadelphia
88	114	4	Jim Colclough	11/7/65	vs.	Buffalo
89	114	3	Stanley Morgan	10/21/84	vs.	Miami
90	113	10	Michael Timpson	11/13/94	vs.	Minnesota
91	113	6	Larry Garron	12/11/66	at	Houston
92	113	2	Jim Whalen	10/27/68	at	NY Jets
93	112	8	Will Moore	9/10/95	vs.	Miami
94	112	5	Don Hasselbeck	10/25/81	at	Washington
95	112	3	Jim Colclough	12/17/67	at	Miami
96	111	8	Gino Cappelletti	12/18/66	at	NY Jets
97	111	6	Don Hasselbeck	9/6/81	vs.	Baltimore
98	110	6	Irving Fryar	9/21/86	vs.	Seattle
99	110	6	Jim Colclough	10/18/63	vs.	Denver
100	109	6	Tony Collins	10/27/85	vs.	Buffalo
101	109	3	Jim Whalen	10/25/65	at	Oakland
102	108	8	Ben Coates	9/18/94	at	Cincinnati
103	108	8	Hart Lee Dykes	12/24/89	vs.	LA Rams
104	108	6	Ben Coates	10/31/93	at	Indianapolis
105	108	6	Billy Lott	10/22/61	vs.	Buffalo
106	108	5	Reggie Rucker	11/18/73	vs.	Green Bay
107	108	5	Ron Sellers	10/4/70	vs.	Baltimore
108	108	2	Stanley Morgan	9/21/80	at	Seattle
109	108	2	Stephen Starring	9/25/83	at	Pittsburgh
110	107	7	Randy Vataha	10/24/71	at	Dallas
111	107	6	Irving Fryar	11/1/87	vs.	LA Raiders
112	107	5	Stanley Morgan	12/7/86	vs.	Cincinnati
113	106	9	Ben Coates	9/3/95	vs.	Cleveland
114	106	4	Harold Jackson	10/1/78	vs.	San Diego
115	106	2	Larry Garron	10/23/66	vs.	San Diego
116	105	5	Harold Jackson	11/29/79	at	Miami
117	105	5	Hart Lee Dykes	11/12/89	vs.	New Orleans
118	105	3	Stephen Starring	9/2/84	at	Buffalo
119	104	8	Derrick Ramsey	11/18/84	vs.	Indianapolis
120	104	8	Stanley Morgan	9/11/86	at	NY Jets
121	104	3	Art Graham	11/29/64	at	Houston
122	104	3	Stanley Morgan	10/8/78	vs.	Philadelphia
123	103	7	Gino Cappelletti	11/3/62	at	Buffalo
124	103	7	Reggie Rucker	10/8/72	at	Buffalo
125	103	6	Andy Johnson	12/21/75	at	Baltimore
126	103	5	Hart Lee Dykes	10/7/90	vs.	Seattle
127	102	7	Stanley Morgan	10/25/87	at	Indianapolis
128	102	5	Irving Fryar	10/22/89	at	San Francisco
129	102	5	Ron Sellers	10/25/70	at	Baltimore
130	102	5	Stanley Morgan	11/22/87	vs.	Indianapolis
131	102	5	Stephen Starring	9/7/86	vs.	Indianapolis
132	102	3	Ron Sellers	12/7/69	at	San Diego
133	102	3	Stanley Morgan	10/14/84	vs.	Cincinnati
134	102	3	Stanley Morgan	9/7/80	vs.	Cleveland
135	102	3	Stanley Morgan	9/9/79	vs.	NY Jets
136	101	6	Gino Cappelletti	10/9/64	vs.	San Diego
137	101	6	Irving Fryar	9/20/92	vs.	Seattle
138	101	6	Vincent Brisby	11/26/95	at	Buffalo
139	101	5	Michael Timpson	9/11/94	vs.	Buffalo
140	101	5	Ron Sellers	11/23/69	vs.	Buffalo
141	101	5	Stanley Morgan	12/9/84	at	Philadelphia
142	100	11	Tony Collins	11/29/87	vs.	Philadelphia
143	100	6	Bob Adams	12/9/73	at	Buffalo
144	100	4	Randy Vataha	12/19/71	at	Baltimore
145	100	3	Don Calhoun	12/14/75	vs.	Buffalo
146	100	3	Stanley Morgan (Pif)	1/4/87	at	Denver

Accomplished 146 times: 39 times (including one playoff) Stanley Morgan; 12 Irving Fryar; 9 Jim Colclough; 8 Harold Jackson; 7 Gino Cappelletti, Ben Coates; 6 Ron Sellers; 5 Vincent Brisby, Art Graham; 4 Hart Lee Dykes, Mike Timpson, Jim Whalen, Randy Vataha; 3 Russ Francis, Don Hasselbeck, Stephen Starring; 2 Tony Collins, Cedric Jones, Larry Garron, Tony Romero, Reggie Rucker, Darryl Stingley; 1 Bob Adams, Don Calhoun, Dick Christy, Andy Johnson, Joe Johnson, Billy Lott, Aaron Marsh, Greg McMurtry, Will Moore, Derrick Ramsey, Eric Sievers.



## 300+ YARD PASSING GAMES

	Yds.	Name	Date	Opponents	Att.	Comp.	TDs	Ints.	QB Rating
1	426	Drew Bledsoe	11/13/94	Minnesota	70	45	3	0	95.3
2	421	Drew Bledsoe	9/4/94	at Miami	51	32	4	2	98.6
3	414	Tony Eason	9/21/86	Seattle	45	26	3	0	110.8
4	402	Tom Ramsey	11/29/87	Philadelphia	53	34	3	2	90.3
5	401	Steve Grogan	10/12/86	NY Jets	42	23	3	0	111.3
6	400	Babe Parilli	10/16/64	Oakland	47	25	4	4	74.8
7	380	Drew Bledsoe	9/11/94	Buffalo	42	26	3	2	95.3
8	379	Babe Parilli	12/17/66	at NY Jets	38	21	3	2	94.1
9	375	Tony Eason	11/16/86	at LA Rams	52	36	2	2	86.6
10	374	Steve Grogan	11/10/80	at Houston	39	25	3	2	99.7
11	372	Hugh Millen	11/17/91	NY Jets	43	30	1	1	94.3
12	365	Drew Bledsoe	9/18/94	at Cincinnati	50	30	1	2	72.5
13	365	Steve Grogan	11/23/75	at Buffalo	46	25	2	3	67.8
14	355	Steve Grogan	11/8/81	Miami	40	23	1	4	53.6
15	354	Babe Parilli	11/17/63	Kansas City	45	25	1	1	79.3
16	350	Steve Grogan	11/29/79	at Miami	39	21	3	2	88.6
17	350	Steve Grogan	11/4/79	at Buffalo	35	19	3	1	105.7
18	348	Jim Plunkett	11/18/73	Green Bay	32	18	2	1	102.1
19	341	Tony Eason	9/17/89	Miami	49	25	1	1	71.9
20	336	Drew Bledsoe	12/16/96	at Pittsburgh	60	39	3	1	89.3
21	334	Drew Bledsoe	10/2/94	Green Bay	53	29	2	1	78.7
22	333	Babe Parilli	11/29/64	at Houston	36	20	3	1	103.1
23	331	Babe Parilli	10/18/63	Denver	31	21	2	0	124.5
24	330	Hugh Millen	12/8/91	Indianapolis	40	21	2	2	76.0
25	330	Steve Grogan	10/11/81	at NY Jets	30	19	1	2	84.0
26	329	Drew Bledsoe	1/2/94	Miami	43	27	4	1	107.6
27	326	Hugh Millen	10/20/91	Minnesota	32	22	1	1	99.2
28	325	Matt Cavanaugh	9/27/81	at Pittsburgh	42	22	1	1	76.0
29	321	Drew Bledsoe	10/9/94	L.A. Raiders	55	23	2	3	50.6
30	317	Steve Grogan	10/28/79	at Baltimore	36	15	2	1	80.4
31	315	Steve Grogan	9/9/79	NY Jets	18	13	5	0	227.8
32	313	Steve Grogan	12/24/89	LA Rams	46	25	1	2	64.9
33	313	Tony Eason	11/4/84	at Denver	38	21	1	1	80.3
34	313	Tony Eason	10/21/84	Miami	29	19	3	0	136.1
35	306	Steve Grogan	10/25/81	at Washington	30	17	0	2	64.0
36	304	Tony Eason	10/6/85	at Cleveland	28	20	1	1	103.9
37	304	Tom Yewcic	10/5/63	at NY Jets	38	18	3	4	57.3
38	302	Drew Bledsoe	9/3/96	Cleveland	47	30	0	0	82.0

**Accomplished 38 times:** 11 Grogan; 9 Bledsoe; 6 Eason; 5 Parilli; 3 Millen; 1 Cavanaugh, Plunkett, Ramsey, Yewcic.

## MULTIPLE SACK PERFORMANCES

Sacks	Player	Pos	Date	Opponent
4.0	Mike Hawkins	LB	09/09/79	N.Y. Jets
4.0	Tony McGee	DE	11/16/78	at Baltimore
4.0	Julius Adams	DE	12/04/77	at Atlanta
3.5	Chris Slade	LB	11/20/94	San Diego
3.5	Andre Tippett	LB	10/26/86	at Buffalo
3.0	Chris Slade	LB	09/12/93	Detroit
3.0	Andre Tippett	LB	11/22/87	Indianapolis
3.0	Andre Tippett	LB	11/15/87	Dallas
3.0	Andre Tippett	LB	10/18/87	at Houston
3.0	Don Blackmon	LB	09/07/86	Indianapolis
3.0	Garin Veris (playoff)	DE	12/28/85	at N.Y. Jets
3.0	Julius Adams	DE	11/24/85	at N.Y. Jets
3.0	Andre Tippett	LB	11/10/85	Indianapolis
3.0	Andre Tippett	LB	10/20/85	N.Y. Jets
3.0	Don Blackmon	LB	09/08/85	Green Bay
3.0	Andre Tippett	LB	09/08/85	Green Bay
3.0	Toby Williams	DE	11/18/84	at Indianapolis
3.0	John Lee	LB	11/29/81	St. Louis
3.0	Richard Bishop	NT	11/02/80	N.Y. Jets
3.0	Ray Hamilton	DE	10/13/80	Miami
3.0	Ray Hamilton	DE	11/28/76	Denver
3.0	Tony McGee	DE	11/28/76	Denver
3.0	Pete Barnes	LB	11/14/76	at Baltimore
3.0	Connell Smith	DE	10/06/74	Baltimore
3.0	Ed Philpott	LB	09/29/68	Denver
3.0	Houston Antwine	DT	09/08/68	at Buffalo
3.0	Jim Lee Hunt	DT	12/04/66	Buffalo
3.0	Jack Rudolph	LB	09/16/60	at N.Y. Jets
2.5	Chris Slade	LB	10/02/94	Green Bay
2.5	Andre Tippett	LB	09/08/91	Cleveland
2.5	Garin Veris	DE	11/02/86	Atlanta
2.5	Andre Tippett	LB	09/02/84	at Buffalo
2.5	Tony McGee	DE	12/14/80	Buffalo
2.5	Tony McGee	DE	11/04/79	at Buffalo
2.5	Larry Eisenhauer	DE	11/13/66	Houston
2.5	Jim Lee Hunt	DT	09/18/66	at Denver
2.5	Larry Eisenhauer	DE	12/18/65	Houston



## OPPONENT 300+ YARD PASSING GAMES

	Yds	Player	Date		Opponents	Att	Com	TDs	Ints	QB Rat.
1	473	Dan Marino	9/4/94	at	Miami	42	23	0	0	94.6
2	457	Jackey Lee	10/13/61		Houston	41	27	2	2	99.3
3	386	Ken O'Brien	11/5/89		New York	29	22	2	0	143.8
4	386	George Blanda	9/16/64		Houston	36	20	3	4	74.5
5	362	Joe Namath	11/5/67	at	New York	43	22	2	2	75.9
6	359	Dan Marino	11/6/88		Miami	51	29	1	2	69.0
7	357	Dan Fouts	10/16/83		San Diego	37	25	1	1	96.3
8	356	Jim Kelly	11/19/89		Buffalo	41	21	1	2	68.8
9	349	Warren Moon	11/13/94		Minnesota	42	26	1	0	96.2
10	340	Bert Jones	12/18/77	at	Baltimore	30	19	3	0	135.4
11	338	Joe Namath	10/2/66		New York	56	28	2	3	58.5
12	337	Cotton Davidson	10/16/64		Oakland	34	16	4	1	109.6
13	333	Dan Marino	11/12/95	at	Miami	37	27	2	2	95.9
14	333	Boomer Esiason	12/22/91	at	Cincinnati	40	20	3	0	103.4
15	333	Lin Dawson	11/17/68	at	Kansas City	31	17	3	3	84.5
16	331	Steve DeBerg	12/2/90		Kansas City	21	15	2	0	159.0
17	331	Jackey Lee	11/25/60		Houston	38	21	1	0	93.2
18	330	Jeff George	11/15/92	at	Indianapolis	35	18	2	3	67.6
19	329	Dan Fouts	11/9/75	at	San Diego	42	25	1	2	72.4
20	328	Jim Kelly	9/11/94		Buffalo	41	25	4	3	88.3
21	328	George Blanda	11/6/64		Houston	44	20	2	1	76.7
22	325	Malcom Wood	10/31/64	at	New York	36	22	3	2	95.3
23	324	Lin Dawson	11/20/66	at	Kansas City	38	25	2	2	88.0
24	321	Dan Marino	10/6/91		Miami	38	25	2	0	109.6
25	320	Paul McDonald	10/7/84	at	Cleveland	37	23	1	1	87.7
27	317	Jim Kelly	11/7/93		Buffalo	46	29	1	0	90.6
26	317	Jack Kemp	10/26/63	at	Buffalo	36	18	1	1	78.1
28	317	Rich Gannon	10/20/91		Minnesota	63	35	1	0	74.6
29	316	Dan Marino	10/21/84		Miami	39	24	4	1	110.6
30	315	John Elway	11/4/84	at	Denver	40	26	3	1	103.6
31	315	Jack Kemp	10/7/61		San Diego	24	12	3	2	105.4
32	314	Randall Cunningham	11/29/87		Philadelphia	31	18	2	1	100.7
33	313	Ken O'Brien	9/21/87	at	New York	26	19	1	0	126.0
34	312	Tom Tupa	9/29/91	at	Phoenix	28	17	3	1	119.9
35	312	Jim Zorn	9/21/80	at	Seattle	36	20	4	1	110.0
37	311	Ken O'Brien	11/24/85	at	New York	33	20	1	0	102.0
36	309	Kerry Collins	10/29/95		Carolina	45	25	2	1	82.5
38	309	Ken O'Brien	11/17/91		New York	41	26	3	0	110.7
39	309	Kerry Collins	10/29/95		Carolina	45	25	2	1	82.5
40	308	Jim Kelly	9/27/92		Buffalo	20	15	3	0	178.8
41	308	Tommy Kramer	12/16/79		Minnesota	61	35	1	1	69.6
42	305	Richard Todd	10/27/83	at	New York	36	22	2	1	95.3
43	302	Lin Dawson	10/12/62		Dallas	31	16	2	2	80.3
44	301	Jeff George	9/1/91	at	Indianapolis	42	27	1	2	73.6
45	301	Archie Manning	12/21/80	at	New Orleans	39	24	1	0	94.1
46	300	Cotton Davidson	11/3/61		Dallas	34	18	2	2	78.1
47	300	Dan Marino	12/10/89	at	Miami	32	21	0	1	82.8

## OPPONENT 100+ YARD RUSHING GAMES

	Yds	Att.	Player	Opponent	Date
1	250	29	OJ Simpson	Buffalo	9/16/73
2	219	22	OJ Simpson	at Buffalo	12/9/73
3	210	26	Greg Bell	Los Angeles	12/24/89
4	197	15	Mercury Morris	at Miami	9/30/73
5	190	31	Harold Green	at Cincinnati	12/20/92
6	185	21	OJ Simpson	Buffalo	12/14/75
7	174	36	Chris Warren	Seattle	9/19/93
8	173	28	Herschel Walker	Dallas	11/15/87
9	168	32	John Riggins	New York	10/15/72
10	165	22	Thurman Thomas	at Buffalo	11/18/90
11	163	18	James Brooks	Cincinnati	12/7/86
12	162	19	Tony Dorsett	Dallas	9/21/81
13	159	23	Sammie Smith	Miami	9/9/90
14	157	33	Ruben Mayes	at New Orleans	11/30/86
15	155	27	Roland Hooks	Buffalo	11/6/77
16	153	33	Joe Cribbs	Buffalo	12/13/81
17	152	20	John Riggins	New York	12/7/75
18	151	26	Greg Pruitt	at Cleveland	9/26/77
19	150	18	Emerson Boozer	New York	10/15/72
20	149	39	Ernest Byner	Washington	12/15/90
21	148	32	Barry Sanders	Detroit	9/12/93
22	147	30	Floyd Little	Denver	11/3/68
23	146	16	Randy McMillan	Baltimore	9/6/81
24	143	40	Johnny Hector	New York	10/12/86
25	142	34	Lydell Mitchell	at Baltimore	12/16/73
26	142	32	Cookie Gilchrist	Denver	9/21/65
27	140	33	John Riggins	Washington	9/23/84
28	139	25	Hoyle Granger	at Houston	12/14/69
29	137	18	Wilbert Montgomery	at Philadelphia	9/13/81
30	137	8	Paul Lowe	San Diego	10/28/60
31	136	28	Anthony Thompson	at Phoenix	11/25/90



32	136	22	Thurman Thomas	Buffalo	10/28/90
33	136	30	Ottis Anderson	St. Louis	12/2/84
34	136	24	Mike Pruitt	Cleveland	10/20/83
35	136	29	Franco Harris	Pittsburgh	12/8/74
36	133	32	Larry Mason	Cleveland	10/4/87
37	132	28	John Riggins	New York	10/14/73
38	131	18	Barry Sanders	at Detroit	9/25/94
39	131	17	Wayne Patrick	at Buffalo	10/11/69
40	130	30	Earl Campbell	at Houston	11/10/80
41	126	32	Thurman Thomas	at Buffalo	11/3/91
42	125	25	William Andrews	at Atlanta	10/30/83
43	124	8	Randall Cunningham	at Philadelphia	11/4/90
44	124	19	William Andrews	Atlanta	9/14/80
45	124	22	Matt Snell	at New York	12/18/67
46	124	22	Hoyle Granger	at Houston	11/26/67
48	123	15	Mario Bates	New Orleans	12/3/96
47	123	21	Leroy Hoard	at Cleveland	11/6/94
49	123	25	Bernie Parmalee	Miami	10/30/94
50	123	24	Anthony Toney	Philadelphia	11/29/87
51	123	17	O J Simpson	Buffalo	11/1/70
52	122	21	Johnny Johnson	at New York	10/16/94
53	122	24	Chris Warren	Seattle	9/20/92
54	122	32	O J Simpson	at Buffalo	10/20/74
55	122	19	Abner Haynes	at Dallas	9/8/62
56	121	16	Larry Czonka	Miami	11/9/69
57	120	18	Thurman Thomas	Buffalo	9/27/92
58	120	16	Stanley Wilson	Cincinnati	12/7/86
59	120	16	Don Nottingham	Miami	9/28/75
60	119	28	Derrick Moore	Carolina	10/29/95
61	119	17	Tony Nathan	Miami	12/6/81
62	119	21	Benny Malone	at Miami	10/31/76
63	119	20	Clemon Daniels	Oakland	10/8/65
64	118	14	Brent Fullwood	at Green Bay	10/9/88
65	118	29	Eric Dickerson	Indianapolis	10/2/88
66	118	30	Joe Cribbs	at Buffalo	10/30/80
67	118	27	Earl Campbell	Houston	12/13/78
68	117	19	Merril Hoge	at Pittsburgh	12/9/90
69	117	27	Eric Dickerson	Indianapolis	11/22/87
70	117	23	Emerson Boozer	at New York	12/18/67
71	116	26	Curt Warner	at Seattle	12/18/83
72	116	19	Delvin Williams	Miami	10/22/78
73	115	20	Kevin Mack	at Cleveland	10/6/85
74	115	21	Larry Czonka	at Miami	12/6/70
75	114	24	Thurman Thomas	at Buffalo	9/5/93
76	113	24	Heath Sherman	at Philadelphia	11/4/90
77	113	15	Mercury Morris	Miami	12/3/72
78	113	20	Larry Brown	Washington	10/1/72
79	113	23	Leroy Kelly	at Cleveland	11/21/71
80	112	19	Barry Word	Kansas City	12/2/90
81	111	30	Thurman Thomas	Buffalo	11/7/93
82	111	17	John Fuqua	at Pittsburgh	10/22/72
83	110	17	Freeman McNeil	New York	10/28/84
84	110	25	O J Simpson	at Buffalo	10/24/76
85	109	13	Lorenzo Hampton	at Miami	12/22/86
86	109	23	Matt Snell	at New York	10/26/69
87	109	19	Bill Mathis	at New York	10/1/61
88	108	19	Mark Higgs	at Miami	11/21/93
89	107	23	Joe Cribbs	San Francisco	12/14/86
90	107	23	Andre Franklin	Miami	12/12/82
91	107	23	Cookie Gilchrist	at Buffalo	11/3/62
92	106	26	Thurman Thomas	Buffalo	9/11/94
93	106	28	Dalton Hilliard	New Orleans	11/12/89
94	106	25	Franco Harris	at Pittsburgh	9/25/83
95	106	19	Freeman McNeil	New York	9/19/82
96	105	21	Thurman Thomas	at Buffalo	10/1/89
97	105	24	Curt Warner	at Seattle	11/17/85
98	105	18	Larry Watkins	Buffalo	9/16/73
99	105	21	Floyd Little	at Denver	9/14/69
100	104	19	Ricky Waters	San Francisco	10/11/92
101	104	19	Tim Worley	at Pittsburgh	12/17/89
102	104	22	Johnny Hector	New York	12/13/87
103	104	17	Joe Cribbs	Buffalo	1/2/83
104	104	18	Woody Campbell	at Houston	12/15/68
105	103	22	O J Simpson	Buffalo	11/19/72
106	102	24	Eric Dickerson	at Los Angeles	11/16/86
107	102	17	Kenny King	at Oakland	11/1/81
108	102	16	Curtis Dickey	Baltimore	11/23/80
109	101	23	William Howard	Tampa Bay	12/11/88
110	101	23	Franco Harris	at Pittsburgh	12/26/82
111	101	18	Joe Delaney	Kansas City	10/4/81
112	101	23	Jim Braxton	Buffalo	12/14/75
113	100	20	Blair Thomas	New York	9/30/90
114	100	19	Wilbert Montgomery	at Philadelphia	12/9/84
115	100	32	Horace King	at Detroit	10/10/76
116	100	16	John Riggins	at New York	10/13/74
117	100	14	Mercury Morris	Miami	10/28/73
118	100	8	Mark Smolinski	New York	9/8/63



## OPPONENT 100+ YARD RECEIVING GAMES

	Yds	Rec.	Player	Opponent	Date
1	232	13	Charles Hennigan	Houston	10/13/61
2	211	5	Irving Fryar	at Miami	9/4/94
3	210	13	Lance Alworth	San Diego	11/10/63
4	206	11	Art Powell	Oakland	10/8/65
5	202	8	Charles Hennigan	Houston	9/16/62
6	187	6	Roger Carr	Baltimore	9/18/78
7	182	6	Charles Frazier	at Houston	9/19/65
8	181	12	Charles Hennigan	at Houston	11/29/64
9	177	6	Lance Alworth	San Diego	10/23/66
10	175	9	Rob Moore	New York Jets	9/30/90
11	171	9	Bill Groman	Houston	11/25/60
12	169	7	Lionell Taylor	at Denver	9/29/63
13	168	9	Andre Reed	Buffalo	9/27/92
14	168	6	Wesley Walker	at New York Jets	11/24/85
15	164	5	Don Maynard	New York Jets	11/19/67
16	163	7	Anthony Johnson	at Indianapolis	11/15/92
17	163	6	Tim McGee	at Cincinnati	9/23/90
18	162	11	Art Powell	at New York Jets	10/6/62
19	160	5	Gene Washington	at San Francisco	10/31/71
20	160	3	Dave Kocourek	San Diego	10/7/61
21	158	6	Charles Frazier	Houston	11/13/66
22	157	7	Michael Jackson	Cleveland	9/3/95
23	156	9	Butch Johnson	at Denver	11/4/84
24	155	10	Chris Burford	Kansas City	9/25/66
25	151	7	Stephone Paige	Kansas City	12/2/90
26	151	4	Jerry Tarr	Denver	9/21/62
27	150	8	Art Powell	at Oakland	9/22/63
28	150	7	Bill Groman	at Houston	12/18/60
29	148	5	Bill Groman	Houston	10/13/61
30	147	7	Andre Reed	Buffalo	9/11/94
31	147	6	Lance Alworth	at San Diego	12/7/69
32	147	4	J.D. Hill	at Buffalo	11/23/7
33	145	8	Duriel Harris	Miami	11/8/81
34	145	8	Ernie Jones	at Phoenix	9/29/91
35	144	7	Frank Jackson	at Kansas City	12/6/64
36	143	11	Bake Turner	at New York Jets	10/31/64
37	143	9	Charles Frazier	Houston	11/6/64
38	141	8	Charlie Taylor	Washington	10/1/72
39	141	6	Glenn Bass	at Buffalo	11/15/64
40	140	10	Chris Burford	Dallas	10/12/62
41	140	6	Wesley Walker	New York Jets	10/20/85
42	138	8	Steve Largent	at Seattle	11/17/85
43	138	6	Cliff Branch	at Oakland	12/1/74
44	137	9	Donnie Stone	at Denver	12/3/61
45	137	9	Fred Biletnikoff	at Oakland	12/18/76
46	137	8	John Henderson	Minnesota	12/13/70
1	137	7	Chris Buford	Dallas	11/3/61
2	136	12	Dave Casper	Oakland	10/3/76
3	135	7	Art Powell	Oakland	9/13/64
4	134	8	Steve Watson	at Denver	11/4/84
5	133	9	Otis Taylor	at Kansas City	11/20/66
6	133	7	Steve Largent	at Seattle	12/18/83
7	132	9	Sterling Sharpe	Green Bay	10/2/94
8	132	6	Trumaine Johnson	at Buffalo	10/23/88
9	132	5	Don Maynard	at New York Jets	10/29/67
10	131	4	Al Denson	at Denver	9/3/67
11	130	6	Haven Moses	Buffalo	11/23/69
12	130	6	Al Carmichael	Denver	9/9/60
13	129	8	Henry Ellard	at L.A. Rams	11/16/86
14	129	6	Andre Rison	at Indianapolis	10/29/89
15	129	6	Don Maynard	at New York Jets	12/17/66
16	129	5	Eddie Brown	Cincinnati	12/22/85
17	129	3	Elbert Dubenion	Buffalo	12/20/64
18	128	5	Ernest Givins	Houston	10/8/89
19	128	3	Ray Butler	Seattle	9/21/86
20	127	9	Al Toon	New York Jets	11/17/91
21	127	7	Ed Rutkowski	at Buffalo	11/15/64
22	127	6	Steve Largent	at Seattle	9/21/80
23	126	5	Frank Pitts	at Kansas City	11/17/68
24	125	8	Tony Hill	at Dallas	11/22/84
25	124	9	Oliver Williams	at Houston	10/18/87
26	124	8	Lance Alworth	San Diego	10/9/64
27	124	6	Anderson	San Diego	10/28/60
28	123	9	Mark Duper	Miami	9/13/87
29	122	9	Charles Hennigan	at Houston	12/8/63
30	122	7	Mark Clayton	Miami	11/3/85
31	122	6	Don Maynard	New York Jets	11/14/65
32	122	6	George Farmer	at L.A. Rams	10/11/83
33	122	4	Raymond Chester	Baltimore	12/18/77
34	121	7	Art Powell	Oakland	10/16/64
35	121	5	Andre Reed	at Buffalo	11/3/91
36	121	5	Don Maynard	at New York Jets	11/28/65





37	121	5	Mike Quick		Philadelphia	11/29/87
38	121	4	Mel Baker	at	Miami	12/15/74
39	120	9	Chris Burford		Kansas City	11/21/65
40	120	7	Duriel Harris	at	Cleveland	10/7/84
41	119	12	Lionel Taylor		Denver	9/21/62
42	119	6	Fred Banks	at	Miami	12/10/89
43	118	7	Bake Turner	at	New York Jets	11/28/65
44	118	7	Fred Biletnikoff		Oakland	10/24/65
45	117	8	Junior Miller		Atlanta	9/14/80
46	117	5	John Gilliam	at	Minnesota	10/27/74
47	117	5	Don Maynard	at	New York Jets	10/6/62
48	116	15	Ricky Young		Minnesota	12/16/79
49	116	7	Frank Lewis	at	Buffalo	10/23/83
50	115	5	Otis Taylor		Kansas City	9/23/73
51	115	3	Bo Roberson		Oakland	10/16/64
52	114	10	Cris Carter		Minnesota	10/20/91
53	114	4	Andre Reed	at	Buffalo	10/1/89
54	114	4	Billy Cannon		Oakland	9/17/67
55	113	3	Irving Fryar		Miami	9/10/96
56	113	9	Marlin Briscoed		Miami	9/15/74
57	113	8	Don Maynard		New York Jets	11/30/62
58	113	7	Frank Lewis		Buffalo	1/2/83
59	113	7	Charles Henningan		Houston	11/25/60
60	113	4	James Lofton		Buffalo	9/27/92
61	112	6	Andre Reed	at	Buffalo	12/8/94
62	112	6	Jerry Rice	at	San Francisco	10/22/89
63	112	5	Clemon Daniels		Oakland	10/30/66
64	111	8	Dan Woods	at	San Diego	10/16/77
65	111	6	Roland Hooks	at	Buffalo	11/22/81
66	111	5	Ron Shanklin	at	Pittsburgh	10/22/72
67	110	12	Jim Jensen		Miami	11/6/88
68	110	8	Al Toon		New York Jets	12/13/87
69	110	7	Ahmad Rashad		Buffalo	11/3/74
70	110	6	Andre Reed	at	Buffalo	9/5/93
71	110	6	Rich Caster	at	New York Jets	10/5/75
72	110	5	Glenn Doughty		Baltimore	12/18/77
73	109	6	Don Maynard	at	New York Jets	10/31/64
74	109	4	Duriel Harris	at	Miami	9/11/83
75	109	3	Charlie Ferguson	at	Buffalo	10/26/63
76	109	3	Al Carmichael	at	Denver	10/23/60
77	109	3	Fred Biletnikoff		Oakland	10/22/67
78	109	3	Lance Alworth		San Diego	10/17/65
79	108	9	Johnny Mitchell		NY Jets	12/11/95
80	108	8	Charlie Young	at	Philadelphia	11/4/73
81	108	7	Gary Garrison	at	San Diego	11/9/75
82	107	8	Perry Richards		Buffalo	10/22/61
83	107	6	Andre Reed		Buffalo	11/19/89
84	107	6	Fred Biletnikoff	at	Oakland	10/6/68
85	107	4	Ricky Proehl	at	Phoenix	9/29/91
86	107	4	Don Norton		San Diego	10/19/62
87	106	10	Lionel Taylor	at	Denver	10/23/60
88	106	9	George Sauer		New York Jets	10/2/66
89	106	5	Don Norton	at	San Diego	10/31/65
90	105	6	Ryan Yarbrough		NY Jets	12/11/95
91	105	8	Paul Johns		Seattle	9/16/84
92	105	5	Willie Frazier		San Diego	9/9/67
93	105	3	Mike Barber	at	Houston	11/10/80
94	104	7	Bob Chandler		Buffalo	11/7/76
95	104	7	Elbert Dubenion	at	Buffalo	10/8/66
96	104	5	Paul Warfield		Miami	9/15/74
97	104	5	Joe Auer	at	Miami	11/27/66
98	104	4	Marlin Briscoe	at	Buffalo	11/29/70
99	103	11	Tom Rathman	at	San Francisco	10/22/89
100	103	10	Bake Turner		New York Jets	9/8/63
101	103	6	Glenn Bass		Buffalo	12/20/64
102	102	6	Mark Clayton	at	Miami	12/10/89
103	102	4	Mark Duper		Miami	10/5/86
104	102	2	Willie Frazier		Houston	11/6/64
105	101	4	Sean Dawkins		Indianapolis	11/19/95
106	101	7	Gene Washington		Minnesota	12/13/70
107	101	6	James Brooks		Cincinnati	12/7/86
108	101	5	Bill Groman	at	Houston	11/12/61
109	100	6	Dave Casper		Houston	11/28/82
110	100	5	Don Maynard		New York Jets	11/11/60
111	100	3	Luther Hayes	at	San Diego	12/17/61



## YEAR-BY-YEAR LEADING SCORERS

Year	Player	TD	PAT	FG	Total
1960	Gino Cappelletti .....	0	36	8	60
1961	Gino Cappelletti .....	8	48	17	147
1962	Gino Cappelletti .....	5	38	20	128
1963	Gino Cappelletti .....	2	35	22	113
1964	Gino Cappelletti .....	7	38	25	155
1965	Gino Cappelletti .....	9	27	17	132
1966	Gino Cappelletti .....	6	35	16	119
1967	Gino Cappelletti .....	3	29	16	95
1968	Gino Cappelletti .....	2	26	15	83
1969	Gino Cappelletti .....	0	26	14	68
1970	Jim Nance .....	7	0	0	42
1971	Charlie Gogolak .....	0	28	12	64
1972	Carl Garrett .....	5	0	0	30
1973	Jeff White .....	0	21	14	63
1974	John Smith .....	0	42	16	90
1975	John Smith .....	0	33	9	60
1976	John Smith .....	0	42	15	87
1977	John Smith .....	0	33	15	78
1978	Horace Ivory .....	11	0	0	66
1979	John Smith (NFL Leader) .....	0	46	23	115
1980	John Smith (NFL Leader) .....	0	51	26	129
1981	John Smith .....	0	37	15	82
1982	John Smith .....	0	6	5	21
1983	Tony Collins .....	10	0	0	60
1984	Tony Franklin .....	0	42	22	108
1985	Tony Franklin .....	0	40	24	112
1986	Tony Franklin .....	0	44	32	140
1987	Tony Franklin .....	0	37	15	82
1988	Robert Perryman .....	6	0	0	36
1989	Greg Davis .....	0	13	16	61
1990	Jason Staurovsky .....	0	19	16	67
1991	Jason Staurovsky .....	0	10	13	49
1992	Charlie Baumann .....	0	22	11	55
1993	Scott Sisson .....	0	15	14	57
1994	Matt Bahr .....	0	36	27	117
1995	Matt Bahr .....	0	27	23	96

## YEAR-BY-YEAR LEADING RUSHER

Year	Player	Att	Yds	Avg	Lg	TD
1960	Alan Miller .....	101	416	4.2	33	1
1961	Billy Lott .....	100	461	4.7	38	5
1962	Ron Burton .....	134	548	4.0	59	2
1963	Larry Garron .....	179	750	4.1	47t	2
1964	Larry Garron .....	183	585	3.2	16	2
1965	Jim Nance .....	111	321	2.9	20	5
1966	Jim Nance .....	299	1458	4.9	65t	11
1967	Jim Nance .....	269	1216	4.5	53	7
1968	Jim Nance .....	177	593	3.4	30t	4
1969	Jim Nance .....	193	750	3.9	43	6
1970	Jim Nance .....	145	522	3.6	21	7
1971	Carl Garrett .....	181	784	4.3	38	1
1972	Josh Ashton .....	128	546	4.3	35	3
1973	Sam Cunningham .....	155	516	3.3	25	4
1974	Mack Herron .....	231	824	3.6	28	7
1975	Sam Cunningham .....	169	666	3.9	17	6
1976	Sam Cunningham .....	172	824	4.8	24	3
1977	Sam Cunningham .....	270	1015	3.8	31t	4
1978	Sam Cunningham .....	199	768	3.9	52t	8
1979	Sam Cunningham .....	159	563	3.5	27	5
1980	Vagas Ferguson .....	211	818	3.9	44	2
1981	Tony Collins .....	204	873	4.3	29	7
1982	Tony Collins .....	164	632	3.9	54	1
1983	Tony Collins .....	219	1049	4.8	50t	10
1984	Craig James .....	160	790	4.9	73	1
1985	Craig James .....	263	1227	4.7	65t	5
1986	Craig James .....	154	427	2.8	16	4
1987	Tony Collins .....	147	474	3.2	19	3
1988	John Stephens .....	297	1168	3.9	52	4
1989	John Stephens .....	244	833	3.4	35t	7
1990	John Stephens .....	212	808	3.8	26	2
1991	Leonard Russell .....	266	959	3.6	24	4
1992	Jon Vaughn .....	113	451	4.0	36	1
1993	Leonard Russell .....	300	1088	3.6	21	7
1994	Marion Butts .....	243	703	2.9	26	8
1995	Curtis Martin .....	368	1,487	4.0	49	14



## YEAR-BY-YEAR LEADING PASSERS

Year	Player	Att	Comp	Pct	Yards	Int	Lg	TD
1960	Butch Songin	392	187	47.7	2476	15	78	22
1961	Butch Songin	212	98	46.2	1429	9	58t	14
1962	Babe Parilli	253	140	55.3	1988	8	67t	18
1963	Babe Parilli	337	153	45.4	2335	24	77t	13
1964	Babe Parilli	473	228	48.2	3465	27	80t	31
1965	Babe Parilli	426	173	40.6	2597	26	73t	18
1966	Babe Parilli	382	181	47.4	2721	20	63t	20
1967	Babe Parilli	344	161	46.8	2317	24	79t	19
1968	Tom Sherman	226	90	39.8	1199	16	87t	12
1969	Mike Taliaferro	331	160	48.3	2160	18	77	19
1970	Joe Kapp	219	98	44.7	1104	17	48	3
1971	Jim Plunkett	328	158	48.2	2158	16	88t	19
1972	Jim Plunkett	355	169	47.6	2196	25	62	8
1973	Jim Plunkett	376	193	51.3	2550	17	64	13
1974	Jim Plunkett	352	173	49.1	2457	22	69t	19
1975	Steve Grogan	274	139	50.7	1976	18	62t	11
1976	Steve Grogan	302	145	48.0	1903	20	58t	18
1977	Steve Grogan	305	160	52.5	2162	21	68	17
1978	Steve Grogan	362	181	50.0	2824	23	75t	15
1979	Steve Grogan	423	206	48.7	3286	20	63t	28
1980	Steve Grogan	306	175	57.2	2475	22	71	18
1981	Steve Grogan	216	117	54.2	1859	16	76t	7
	Matt Cavanaugh	219	115	52.5	1633	13	65	5
1982	Steve Grogan	122	66	54.1	930	4	62t	7
1983	Steve Grogan	303	168	55.4	2411	12	76t	15
1984	Tony Eason	431	259	60.1	3228	8	76t	23
1985	Tony Eason	299	168	56.2	2156	17	90t	11
1986	Tony Eason	448	276	61.6	3328	10	49	19
1987	Steve Grogan	161	93	57.8	1183	9	40	10
1988	Doug Flutie	179	92	51.4	1150	10	80t	8
1989	Steve Grogan	261	133	51.0	1697	9	55t	14
1990	Marc Wilson	265	139	52.5	1625	6	36	11
1991	Hugh Millen	409	246	60.1	3073	18	60t	9
1992	Hugh Millen	203	124	61.1	1203	10	39	8
1993	Drew Bledsoe	429	214	49.9	2494	15	54t	15
1994	Drew Bledsoe	691	400	57.9	4555	27	62t	25
1995	Drew Bledsoe	636	323	50.8	3507	16	47t	13

## YEAR-BY-YEAR LEADING RECEIVERS

Year	Player	No	Yards	Avg	Lg	TD
1960	Jim Colclough	49	666	13.6	61	9
1961	Gino Cappelletti	45	768	17.1	53	8
1962	Jim Colclough	40	868	21.7	78t	10
1963	Jim Colclough	42	793	18.8	56t	3
1964	Gino Cappelletti	49	865	17.7	58t	7
1965	Jim Colclough	40	677	16.9	41	3
1966	Art Graham	51	673	13.2	42	4
1967	Art Graham	41	606	14.8	79t	4
1968	Jim Whalen	47	718	15.3	87t	7
1969	Carl Garrett	29	267	9.2	34	2
1970	Ron Sellers	38	550	14.5	48	4
1971	Randy Vataha	51	872	17.1	88t	9
1972	Reggie Rucker	44	681	15.5	62	3
1973	Reggie Rucker	53	743	14.0	64	3
1974	Mack Herron	38	474	12.5	18	5
1975	Randy Vataha	46	720	15.7	47	6
1976	Andy Johnson	29	343	11.8	53	4
1977	Sam Cunningham	42	370	8.8	35	1
1978	Russ Francis	39	543	13.9	53	4
1979	Harold Jackson	45	1013	22.5	59	7
	Stanley Morgan	44	1002	22.8	63t	12
1980	Stanley Morgan	45	991	22.0	71	6
1981	Don Hasselbeck	46	808	17.6	51	6
	Stanley Morgan	44	1029	23.4	76t	6
1982	Stanley Morgan	28	584	20.9	75t	3
1983	Stanley Morgan	58	863	14.9	50t	2
1984	Derrick Ramsey	66	792	12.0	34	7
1985	Tony Collins	52	549	10.6	49	2
1986	Stanley Morgan	84	1491	17.8	44t	10
1987	Tony Collins	44	347	7.9	29	3
1988	Reggie Dupard	34	232	6.8	15	0
1989	Eric Sievers	54	615	11.4	46	0
1990	Irving Fryar	54	856	15.9	56	4
1991	Marv Cook	82	808	9.9	49	3
1992	Irving Fryar	55	791	14.4	54t	4
1993	Ben Coates	53	659	12.4	54t	8
1994	Ben Coates	96	1174	12.2	62t	7
1995	Ben Coates	84	915	10.9	35	6



## YEAR-BY-YEAR LEADING INTERCEPTORS

Year	Player	No	Yards	Avg	Lg	TD
1960	Gino Cappelletti .....	4	68	17.0	24	0
1961	Don Webb .....	5	153	30.6	59	2
1962	Ross O'Hanley .....	5	83	16.6	28	0
1963	Bob Suci .....	8	277	36.7	98	2
1964	Ron Hall .....	11	148	13.5	50	0
1965	Ron Hall .....	3	35	11.7	29	0
1966	Ron Hall .....	6	159	26.5	87	0
1967	Nick Buoniconti .....	4	7	1.8	7	0
	Don Webb .....	4	91	22.8	41	0
1968	Leroy Mitchell .....	7	41	5.9	20	0
1969	Larry Carwell .....	4	114	28.5	38	0
1970	Daryl Johnson .....	2	51	25.5	42	0
1971	Larry Carwell .....	5	72	14.4	53t	1
1972	Honor Jackson .....	4	133	33.3	55	0
1973	Ron Bolton .....	6	65	10.8	56	0
1974	Ron Bolton .....	7	18	2.6	10	0
1975	Ron Bolton .....	5	33	6.6	15	0
1976	Mike Haynes .....	8	90	11.3	28	0
1977	Mike Haynes .....	5	54	10.8	22	0
1978	Mike Haynes .....	6	123	20.5	50	1
1979	Raymond Clayborn .....	5	56	11.2	27	0
1980	Raymond Clayborn .....	5	87	17.4	29	0
1981	Rick Sanford .....	3	28	9.3	21	0
	Tim Fox .....	3	20	6.7	20	0
1982	Mike Haynes .....	4	26	6.5	26	0
1983	Rick Sanford .....	7	24	3.4	16	0
1984	Raymond Clayborn .....	3	102	34.0	85	0
1985	Fred Marion .....	7	189	27.0	83	0
1986	Ronnie Lippett .....	8	76	9.5	43	0
1987	Fred Marion .....	4	53	13.3	25	0
1988	Raymond Clayborn .....	4	65	16.3	31	0
	Fred Marion .....	4	47	11.8	22	0
	Roland James .....	4	30	7.5	22	0
1989	Maurice Hurst .....	5	31	6.2	16t	1
1990	Maurice Hurst .....	4	61	15.3	36	0
	Ronnie Lippett .....	4	94	23.5	73	0
	Fred Marion .....	4	17	4.3	16	0
1991	Maurice Hurst .....	3	21	7.0	21	0
1992	Jerome Henderson .....	3	43	14.3	34	0
	Maurice Hurst .....	3	29	9.7	27	0
1993	Maurice Hurst .....	4	53	13.3	24	0
1994	Maurice Hurst .....	7	68	9.7	24	0
1995	Vincent Brown .....	4	1	0.3	1	0

## YEAR-BY-YEAR LEADING KICKOFF RETURNERS

Year	Player	No	Yards	Avg	Lg	TD
1960	Dick Christy .....	24	617	25.7	46	0
1961	Larry Garron .....	16	438	27.4	89	1
1962	Larry Garron .....	24	686	28.5	95t	1
1963	Larry Garron .....	28	693	24.7	58	0
1964	J.D. Garrett .....	32	749	23.4	42	0
1965	Jay Cunningham .....	17	374	22.0	45	0
1966	Joe Bellino .....	18	410	22.8	43	0
1967	Jay Cunningham .....	30	627	20.0	41	0
1968	Willie Porter .....	36	812	22.6	61	0
1969	Carl Garrett .....	28	792	28.3	63	0
1970	Odell Lawson .....	25	546	21.8	52	0
1971	Carl Garrett .....	24	538	22.4	37	0
1972	Carl Garrett .....	16	410	25.6	49	0
1973	Mack Herron .....	41	1092	26.6	92t	1
1974	Mack Herron .....	28	629	18.0	62	0
1975	Allen Carter .....	32	879	27.5	99t	1
1976	Jess Phillips .....	14	397	28.4	71	0
1977	Raymond Clayborn (NFL Leader) .....	28	869	31.0	101t	3
1978	Raymond Clayborn .....	27	636	23.6	60	0
1979	Allan Clark .....	37	816	22.1	38	0
1980	Horace Ivory (NFL Leader) .....	36	992	27.6	98t	1
1981	Tony Collins .....	39	773	18.3	32	0
1982	Ricky Smith .....	24	567	23.6	98t	1
1983	Ricky Smith .....	42	916	21.8	53	0
1984	Tony Collins .....	26	544	20.9	46	0
1985	Stephen Starring .....	48	1012	21.1	53	0
1986	Stephen Starring .....	36	802	22.3	52	0
1987	Stephen Starring .....	23	445	19.3	43	0
1988	Sammy Martin .....	31	735	23.7	95t	1
1989	Sammy Martin .....	24	584	24.3	38	0
1990	Sammy Martin .....	25	515	20.6	38	0
1991	Jon Vaughn .....	34	717	21.1	99t	1
1992	Jon Vaughn .....	20	564	28.2	100t	1
1993	Ray Crittenden .....	23	478	20.8	44	0
1994	Ray Crittenden .....	24	460	19.2	36	0
1995	David Meggett .....	38	964	25.4	62	0



## YEAR-BY-YEAR LEADING PUNTERS

Year	Player	No	Yards	Avg	Lg
1960	Tom Greene .....	59	2235	37.9	66
1961	Tom Yewcic .....	62	2406	38.8	64
1962	Tom Yewcic .....	68	2634	38.7	56
1963	Tom Yewcic .....	73	2880	39.4	65
1964	Tom Yewcic .....	72	2787	38.7	63
1965	Tom Yewcic .....	76	3094	40.7	70
1966	Jim Fraser .....	53	2044	38.6	68
1967	Terry Swanson .....	65	2632	40.5	62
1968	Bob Scarpitto .....	34	1382	40.6	87
	Terry Swanson .....	62	2449	39.5	57
1969	Tom Janik .....	70	2903	41.5	56
1970	Tom Janik .....	86	3364	39.1	57
1971	Tom Janik .....	87	3249	37.3	58
1972	Pat Studstill .....	75	2859	38.1	57
1973	Bruce Barnes .....	55	2134	38.8	53
1974	Bruce Barnes .....	45	1604	35.6	50
1975	Mike Patrick .....	83	3223	38.8	62
1976	Mike Patrick .....	67	2688	40.1	52
1977	Mike Patrick .....	65	2354	36.2	64
1978	Jerrel Wilson .....	54	1921	35.6	57
1979	Eddie Hare .....	83	3038	36.6	58
1980	Mike Hubach .....	63	2392	38.0	69
1981	Rich Camarillo .....	47	1959	41.7	75
1982	Rich Camarillo .....	49	2140	43.7	76
1983	Rich Camarillo .....	81	3615	44.6	70
1984	Rich Camarillo .....	48	2020	42.1	61
1985	Rich Camarillo .....	92	3953	43.0	75
1986	Rich Camarillo .....	89	3746	42.1	64
1987	Rich Camarillo .....	62	2489	40.1	73
1988	Jeff Feagles .....	91	3482	38.3	74
1989	Jeff Feagles .....	64	2392	37.4	64
1990	Brian Hansen .....	90	3752	41.7	69
1991	Shawn McCarthy .....	66	2650	40.2	93
1992	Shawn McCarthy .....	103	4212	40.9	61
1993	Mike Saxon .....	73	3096	42.4	59
1994	Pat O'Neill .....	69	2841	41.2	67
1995	Pat O'Neill .....	41	1,514	36.9	57
	Byran Wagner .....	37	1,557	42.1	57

## YEAR-BY-YEAR LEADING PUNT RETURNERS

Year	Player	No	Yds	Avg	Lg	TD
1960	Billy Wells .....	12	66	4.6	16	0
1961	Fred Bruney .....	23	109	4.7	11	0
1962	Ron Burton .....	21	122	5.8	22	0
1963	Bob Suci .....	25	233	9.3	22	0
1964	Dave Cloutier .....	20	136	6.8	40	0
1965	Ron Burton .....	15	61	4.1	12	0
1966	Tom Hennessey .....	7	39	5.6	11	0
1967	Jay Cunningham .....	17	105	6.2	44	0
	Joe Bellino .....	15	129	8.6	18	0
1968	Willie Porter .....	22	135	6.1	24	0
1969	Carl Garrett .....	12	159	13.3	45	0
1970	Carl Garrett .....	17	168	9.9	62	0
1971	Carl Garrett .....	8	124	15.5	50	0
1972	Carl Garrett .....	6	36	6.0	27	0
1973	Mack Herron .....	27	282	10.8	54	0
1974	Mack Herron .....	35	517	14.8	66	0
1975	Darryl Stingley .....	15	113	7.5	29	0
1976	Mike Haynes .....	45	608	13.5	89t	2
1977	Stanley Morgan .....	16	220	13.8	53	0
	Mike Haynes .....	24	200	8.3	46	0
1978	Stanley Morgan .....	32	335	10.5	48	0
1979	Stanley Morgan .....	29	289	10.0	80t	1
1980	Roland James .....	33	331	10.0	75t	1
1981	Stanley Morgan .....	15	116	7.7	26	0
1982	Ricky Smith .....	16	139	8.7	19	0
1983	Ricky Smith .....	38	398	10.5	55	0
1984	Irving Fryar .....	36	347	9.6	55	0
1985	Irving Fryar .....	37	520	14.1	85t	2
1986	Irving Fryar .....	35	336	10.5	59t	1
1987	Irving Fryar .....	18	174	9.7	36	0
1988	Irving Fryar .....	38	398	10.5	30	0
1989	Sammy Martin .....	19	164	8.6	28	0
1990	Irving Fryar .....	28	133	4.8	17	0
1991	Jerome Henderson .....	27	201	7.4	39	0
1992	Walter Stanley .....	28	227	8.1	50	0
1993	Troy Brown .....	25	224	9.0	19	0
1994	Troy Brown .....	24	202	8.4	38	0
1995	David Meggett .....	45	383	8.5	23	0





## YEAR-BY-YEAR NET YARDS FROM SCRIMMAGE LEADERS

Year	Player	Total Yards	Rushing	Receiving
1960	Alan Miller .....	700	416	284
1961	Jim Colcough .....	794	37	757
	Billy Lott .....	794	461	333
1962	Ron Burton .....	1009	548	350
1963	Larry Garron .....	1168	750	418
1964	Larry Garron .....	935	585	350
1965	Gino Cappelletti .....	680	0	680
1966	Jim Nance .....	1561	1458	103
1967	Jim Nance .....	1412	1216	196
1968	Jim Whalen .....	718	0	718
1969	Carl Garrett .....	958	691	267
1970	Jim Nance .....	670	522	148
1971	Carl Garrett .....	1049	784	265
1972	Carl Garrett .....	898	488	410
1973	Reggie Rucker .....	742	-1	743
1974	Mack Herron .....	1298	824	299
1975	Sam Cunningham .....	919	666	253
1976	Sam Cunningham .....	1123	824	299
1977	Sam Cunningham .....	1385	1015	370
1978	Sam Cunningham .....	1065	768	297
1979	Harold Jackson .....	1025	12	1013
1980	Stanley Morgan .....	1027	36	991
1981	Tony Collins .....	1105	873	232
1982	Tony Collins .....	819	632	187
1983	Tony Collins .....	1306	1049	257
1984	Craig James .....	949	790	159
1985	Craig James .....	1587	1227	360
1986	Stanley Morgan .....	1491	0	1491
1987	Tony Collins .....	821	474	347
1988	John Stephens .....	1266	1168	98
1989	John Stephens .....	1040	833	207
1990	John Stephens .....	1004	808	196
1991	Leonard Russell .....	1040	959	81
1992	Irving Fryar .....	797	6	791
1993	Leonard Russell .....	1333	1088	245
1994	Ben Coates .....	1174	0	1174
1995	Curtis Martin .....	1748	1487	261

## YEAR-BY-YEAR SACK LEADERS

Year	Player	Sacks
1960	Jack Rudolph .....	3.0
1961	Rommie Loudd .....	7.0
1962	Larry Eisenhauer .....	5.5
1963	Larry Eisenhauer .....	9.0
1964	Larry Eisenhauer .....	7.5
1965	Larry Eisenhauer .....	9.5
1966	Jim Lee Hunt .....	9.0
1967	Houston Antwine .....	6.0
1968	Houston Antwine .....	7.5
1969	Houston Antwine .....	5.0
1970	Ron Berger .....	9.0
1971	Steve Kiner .....	6.5
1972	Julius Adams .....	4.0
1973	Julius Adams .....	8.0
1974	Julius Adams .....	8.0
1975	Tony McGee .....	9.0
1976	Tony McGee .....	9.5
1977	Tony McGee .....	12.0
1978	Tony McGee .....	12.0
1979	Tony McGee .....	10.5
1980	Julius Adams .....	9.0
1981	Tony McGee .....	5.5
1982	Don Blackmon .....	4.5
1983	Andre Tippett .....	8.5
1984	Andre Tippett .....	18.5
1985	Andre Tippett .....	16.5
1986	Garin Veris .....	11.0
1987	Andre Tippett .....	12.5
1988	Andre Tippett .....	8.0
1989	Brent Williams .....	8.0
1990	Brent Williams .....	6.0
1991	Andre Tippett .....	8.5
1992	Andre Tippett .....	7.0
1993	Chris Slade .....	9.0
1994	Chris Slade .....	9.5
1995	Willie McGinest .....	11.0



## PATRIOTS INDIVIDUAL RECORDS

The following records relate to service with the Patriots and reflect only regular season activity; postseason playoff competition is excluded. Number of games per season: 1960-1977 (14); 1978-81 (16); 1982 (9); 1983-86 (16); 1987 (15), and 1988-93 (16).

## SERVICE

## MOST

Seasons—	16 Steve Grogan, 1975-90
	15 Julius Adams, 1971-77, 79-85, 87
	14 Steve Nelson, 1974-87
	13 Raymond Clayborn, 1977-89
	John Hannah, 1973-85
	Stanley Morgan, 1977-89
	Mosi Tatupu, 1978-90
Games—	See List Below

## PATRIOTS WITH 100 GAMES PLAYED

Player, Pos.	Games	Yrs Played	Player, Pos.	Games	Yrs Played
1. Julius Adams, DE	206	1971-87*	22. Irving Fryar, WR	129	1984-92
2. Mosi Tatupu, RB	194	1978-90	23. Johnny Rembert, LB	126	1983-92
3. Raymond Clayborn, CB	191	1977-89	24. Jim Colclough, WR	124	1960-68
4. John Hannah, OG	183	1973-85	24. Steve King, LB	124	1973-81
5. Stanley Morgan, WR	179	1977-89	24. Charlie Long, OT	124	1961-69
6. Steve Nelson, LB	174	1974-87	27. Vincent Brown, LB	123	1988-95
7. Tom Neville, OT	159	1965-77	28. Ronnie Lippett, CB	122	1983-91
8. Pete Brock, C	154	1976-87	28. Lawrence McGrew, LB	122	1980-89
9. Gino Cappelletti, K/WR	152c	1960-70	30. Brent Williams, DE	121	1986-93
10. Andre Tippett, LB	151	1982-93	31. Cedric Jones, WR	120	1982-90
10. Bill Lenkaitis, C	151	1971-81	32. Sam Adams, OG	119	1972-80
12. Steve Grogan, QB	149	1975-90	32. Ed Reynolds, LB	119	1983-91
13. Roland James, SS	145	1980-90	34. Tony McGee, DE	118	1974-81
14. Fred Marion, FS	144	1982-91	35. John Smith, K	116	1974-83
15. Jim Lee Hunt, DT	141	1960-70	36. Larry Eisenhauer, DE	115	1961-69
16. Len St. Jean, OG	140c	1964-73	37. Bob Dee, DE	112c	1960-67
17. Houston Antwine, DT	137	1961-71	38. Tim Goad, NT	109	1988-94
18. Don Webb, DB	134	1961-71	39. Lin Dawson, TE	105	1981-90
19. Bruce Armstrong, OT	132+	1987-95	40. Maurice Hurst, CB	104	1989-95
19. Ray Hamilton, NT	132	1973-81	c - denotes consecutive games played		
21. Jon Morris, C	131	1964-74	+ - denotes active status		
			* - Julius Adams did not play in 1986.		

## SCORING

## MOST POINTS

Career—	1,130 Gino Cappelletti, 1960-70
	671 John Smith, 1974-82
	442 Tony Franklin, 1984-87
	408 Stanley Morgan, 1977-89
	294 Sam Cunningham, 1973-79, 81-82
Season—	155 Gino Cappelletti, 1964 (7-td, 36-xp*, 25-fg)
	*includes one two-point conversion
	147 Gino Cappelletti, 1961 (8-td, 48-xp, 17-fg)
	140 Tony Franklin, 1986 (44-xp, 32 fg)
	132 Gino Cappelletti, 1965 (27-xp, 17-fg, 9-td)
	129 John Smith, 1980 (51-xp, 26-fg)
Game—	28 Gino Cappelletti vs. Houston, Dec. 18, 1965
	(2-td, 4-xp, 4-fg)
	24 Gino Cappelletti vs. Buffalo, Nov. 15, 1964
	(3-td, 6-xp*)
	*includes one two-point conversion
Most Seasons Leading League—	5 Gino Cappelletti, 1961, 63-66
	2 John Smith, 1979, 1980

## NFL'S SINGLE-SEASON SCORING LEADERS

Gino Cappelletti has two of the top six single-season scoring performances in NFL history.

- 176 Paul Hornung, Green Bay Packers, 1960 (15 td, 41 xp, 15 fg)
- 161 Mark Moseley, Washington Redskins, 1983 (62 xp, 33 fg)
- 155 Gino Cappelletti, Boston Patriots, 1964, (7 td, 38 xp\*, 25 fg)**
- 150 Emmitt Smith, Dallas Cowboys, 1995 (25 tds)
- 149 Chip Lohmiller, Washington Redskins, 1991, (56 xp, 31 fg)
- 147 Gino Cappelletti, Boston Patriots, 1961, (8 td, 48 xp, 17, fg)**

\*includes one two point conversion



## TOUCHDOWNS

**MOST**

Career—	68 Stanley Morgan, 1977-89 (67-p, 1-rt)
	49 Sam Cunningham, 1973-79, 1981-82 (43-r, 6-p)
	46 Jim Nance, 1965-71 (45-r, 1-p)
	42 Gino Cappelletti, 1960-70 (42-p)
	Larry Garron, 1960-68 (15-r, 26-p, 1-rt)
Season—	15 Curtis Martin, 1995 (14-r, 1-p)
	13 Stanley Morgan, 1979 (12-p, 1-rt)
	Steve Grogan, 1976 (12-r, 1-f)
	12 Mack Herron, 1974 (7-r, 5-p)
	11 Horace Ivory, 1978 (11-r)
	Sam Cunningham, 1974 (9-r, 2-p)
	Jim Nance, 1966 (11-r)
	Billy Lott, 1961 (5-r, 6-p)
	10 Stanley Morgan, 1986 (10-p)
	Irving Fryar, 1985 (1-r, 7-p, 2-rt)
	Tony Collins, 1983 (10-r)
	Andy Johnson, 1976 (6-r, 4-p)
Game—	3 Jim Colclough, 1962 (10-p)
	Accomplished 15 times; Most recent: Ben Coates at Buffalo, Nov. 26, 1995 (3-p)

## PAT KICKS

**MOST ATTEMPTS**

Career—	353 Gino Cappelletti, 1960-70
	323 John Smith, 1974-83
	166 Tony Franklin, 1984-87
	73 Matt Bahr, 1993-
	59 Jason Staurowsky, 1988-91
Season—	51 John Smith, 1980
	50 Gino Cappelletti, 1961
	49 John Smith, 1979
	46 John Smith, 1976
	45 Tony Franklin, 1986
Game—	8 David Posey vs. NY Jets, Oct. 29, 1978
	John Smith vs. NY Jets, Sept. 9, 1979
	7 Gino Cappelletti vs. Buffalo, Oct. 22, 1961
	John Smith vs. Oakland, Oct. 3, 1976

**MOST MADE**

Career—	342 Gino Cappelletti, 1960-70
	308 John Smith, 1974-83
	163 Tony Franklin, 1984-87
	73 Matt Bahr, 1993-
	59 Jason Staurowsky, 1988-91
Season—	51 John Smith, 1980
	48 Gino Cappelletti, 1961
	46 John Smith, 1979
	44 Tony Franklin, 1986
	42 Tony Franklin, 1984
	John Smith, 1974 and 1976
Game—	8 John Smith vs. NY Jets, Sept. 9, 1979
	7 David Posey vs. NY Jets, Oct. 29, 1978
	Gino Cappelletti vs. Buffalo, Oct. 22, 1961

## FIELD GOALS

**MOST ATTEMPTS**

Career—	333 Gino Cappelletti, 1960-70
	191 John Smith, 1974-83
	125 Tony Franklin, 1984-87
	72 Matt Bahr, 1993-
	69 Jason Staurowsky, 1988-91
	36 Charlie Gogolak, 1970-72
Season—	41 Tony Franklin, 1986
	38 Gino Cappelletti, 1963
	37 Gino Cappelletti, 1962
	Gino Cappelletti, 1964
	34 Matt Bahr, 1994
	John Smith, 1980
	Gino Cappelletti, 1969
Game—	7 Gino Cappelletti vs. Cincinnati, Nov. 16, 1969
	Gino Cappelletti vs. Buffalo, Sept. 24, 1967
	Gino Cappelletti vs. San Diego, Sept. 20, 1964
	6 Gino Cappelletti vs. N.Y. Jets, Sept. 27, 1964
	Gino Cappelletti vs. Houston, Dec. 18, 1965
Most Seasons Leading League—	3 Gino Cappelletti, 1961, 63-64

**MOST MADE**

Career—	176 Gino Cappelletti, 1960-70
	128 John Smith, 1974-83
	93 Tony Franklin, 1984-87
	55 Matt Bahr, 1993-
	50 Jason Staurovsky, 1988-91
Season—	20 Charlie Gogolak, 1970-72
	32 Tony Franklin, 1986
	27 Matt Bahr, 1994
	26 John Smith, 1980
	25 Gino Cappelletti, 1964
	24 Tony Franklin, 1985
	23 Matt Bahr, 1995
	John Smith, 1979
Game—	6 Gino Cappelletti vs. Denver, Oct. 4, 1964
	4 Accomplished 11 times, Most recent:
	Tony Franklin vs. LA Raiders, Nov. 1, 1987
Game (No Misses)—	6 Gino Cappelletti vs. Denver, Oct. 4, 1964
Longest Made—	55 Matt Bahr at Miami, Nov. 12, 1995
	53 Gino Cappelletti vs. NY Jets, Nov. 28, 1965
	Jason Staurovsky vs. Seattle, Oct. 7, 1990
	51 Matt Bahr vs. Denver, Oct. 8, 1995
	Charlie Gogolak vs. Miami, Oct. 17, 1971
	Gino Cappelletti vs. Denver, Nov. 20, 1964

**MISCELLANEOUS SCORING****MISSED FG RETURN FOR TD**

91 Ron Burton vs. Denver, Nov. 11, 1962

**BLOCKED FG RETURN FOR TD**

71 Raymond Clayborn at Houston, Oct. 18, 1987

65 Mike Haynes at NY Jets, Oct. 5, 1980

45 Larry Carwell vs. Cincinnati, Sept. 17, 1971

**BLOCKED PUNT FOR TD**

31 Rod McSwain at LA Rams, Nov. 16, 1986

20 Don Webb vs. San Diego, Dec. 17, 1961

17 Mose Tatupu at New Orleans, Nov. 30, 1986

8 Rick Sanford vs. Baltimore, Nov. 18, 1979

3 Willie Scott vs. Indianapolis, Nov. 22, 1987

0 Leroy Moore vs. Oakland, Nov. 17, 1961

**SAFETY**

Game— 1 Accomplished 20 times, Most recent: Don Blackmon at Tampa Bay, 10-27-85

Season— 2 Don Blackmon at Tampa Bay, 10-27-85 and vs. Green Bay, 9-8-85

(NOTE: See fumble section for scoring on fumbles)

**RUSHING****MOST ATTEMPTS**

Career—	1,385 Sam Cunningham, 1973-79, 1981-82
	1,323 Jim Nance, 1965-71
	1,191 Tony Collins, 1981-87
	891 John Stephens, 1988-92
	820 Don Calhoun, 1975-81
	763 Larry Garron, 1960-68
Season—	368 Curtis Martin, 1995
	300 Leonard Russell, 1993
	299 Jim Nance, 1966
	297 John Stephens, 1988
	270 Sam Cunningham, 1977
Game—	38 Jim Nance vs. Oakland, Oct. 30, 1966 (208 yards)
	36 Curtis Martin vs. Buffalo, Oct. 23, 1995 (127 yards)
	35 Curtis Martin at NY Jets, Nov. 5 1995 (166 yards)
	35 Michael LeBlanc vs. Buffalo, Oct. 11, 1987 (146 yards)
	John Stephens vs. Chicago, Oct. 30, 1988 (124 yards)
	34 Jim Nance vs. Buffalo, Sept. 24, 1967 (185 yards)
	32 Tony Collins at Seattle, Dec. 19, 1982 (103 yards)
	Tony Collins vs. Houston, Nov. 28, 1982 (101 yards)
Seasons Leading League—	3 Jim Nance, 1966-67, 69

**MOST YARDAGE**

Career—	5,453 Sam Cunningham, 1973-79, 1981-82
	5,323 Jim Nance, 1965-71
	4,647 Tony Collins, 1981-87
	3,391 Don Calhoun, 1975-81
	3,249 John Stephens, 1988-92



Rookie RB Curtis Martin set single-season rushing records for attempts (368), yards gained (1,487) and rushing touchdowns (14).

Season—	1,487 Curtis Martin, 1995
	1,458 Jim Nance, 1966
	1,227 Craig James, 1985
	1,216 Jim Nance, 1967
	1,168 John Stephens, 1988
	1,088 Leonard Russell, 1993
	1,049 Tony Collins, 1983
	1,015 Sam Cunningham, 1977
Game—	212 Tony Collins vs. NY Jets, Sept. 18, 1983 (23 att.)
	208 Jim Nance vs. Oakland, Oct. 30, 1966 (38 att.)
	185 Jim Nance vs. Buffalo, Sept. 24, 1967 (34 att.)
	177 Don Calhoun vs. New Orleans, Dec. 5, 1976 (22 att.)
	Don Calhoun vs. Denver, Nov. 28, 1976 (25 att.)
	166 Curtis Martin at NY Jets, Nov. 5, 1995 (35 att.)
	164 Jim Nance at Miami, Dec. 17, 1967 (24 att.)
Seasons Leading League—	2 Jim Nance, 1966-67

**LONGEST RUN FROM SCRIMMAGE—**

85	Larry Garron vs. Buffalo, Oct. 22, 1961 (TD)
80	Carl Garrett vs. Miami, Nov. 9, 1969 (TD)
77	Robert Weathers vs. Baltimore, Sept. 4, 1983 (TD)
	Ron Burton at Denver, Oct. 23, 1960
75	Sam Cunningham, Oct. 20, 1974 (TD)
74	Don Calhoun at St. Louis, Sept. 10, 1978

**HIGHEST AVG. GAIN**

Career (450 Attempts)—	4.22 Craig James, 1984-88 (585-2,469)
	4.16 Carl Garrett, 1969-72 (537-2,235)
	4.13 Don Calhoun, 1974-81 (820-3,391)
	4.00 Jim Nance, 1965-71 (1,323-5,323)
	3.95 Mosi Tatupu, 1978-90 (612-2,415)
	3.94 Sam Cunningham, 1973-79, 81-82 (1,385-5,453)

Season (100 Attempts)—	5.59 Don Calhoun, 1976 (129-721)
	5.45 Mosi Tatupu, 1983 (106-578)
	5.04 Carl Garrett, 1969 (137-691)
	4.94 Craig James, 1984 (160-790)
	4.91 Horace Ivory, 1978 (141-693)

Game (10 Attempts)—	11.60 Larry Garron vs. Buffalo, Oct. 22, 1961 (10-116)
	11.36 Sam Cunningham at Buffalo, Oct. 20, 1974 (11-125)
	10.77 Larry Garron vs. Oakland, Oct. 26, 1962 (13-140)

**MOST TOUCHDOWNS**

Career—	45 Jim Nance, 1965-71
	43 Sam Cunningham, 1973-79, 1981
	35 Steve Grogan, 1975-90
	32 Tony Collins, 1981-87
	23 Don Calhoun, 1975-81
Season—	14 Curtis Martin, 1995
	12 Steve Grogan, 1976
	11 Horace Ivory, 1978
	Jim Nance, 1966
	10 Tony Collins, 1983
	9 Don Calhoun, 1980
	8 Marion Butts, 1994
	Sam Cunningham, 1978
Game—	3 Mosi Tatupu at LA Rams, Dec. 11, 1983
	Tony Collins vs. NY Jets, Sept. 18, 1983
	Sam Cunningham at Buffalo, Oct. 20, 1974
Seasons Leading League—	1 Jim Nance, 1966





## PASSING

## MOST ATTEMPTS

Career—	3,593 Steve Grogan, 1975-90
	2,413 Vito (Babe) Parilli, 1961-67
	1,756 Drew Bledsoe, 1993-95
	1,503 Jim Plunkett, 1971-75
	1,500 Tony Eason, 1983-89
Season—	691 Drew Bledsoe, 1994
	636 Drew Bledsoe, 1995
	473 Vito (Babe) Parilli, 1964
	448 Tony Eason, 1986
	431 Tony Eason, 1984
	429 Drew Bledsoe, 1993
Game—	70 Drew Bledsoe vs. Minnesota, Nov. 13, 1994
	60 Drew Bledsoe at Pittsburgh, Dec. 16, 1995
	59 Steve Grogan vs. New Orleans, Nov. 12, 1989
	56 Drew Bledsoe vs. Denver, Oct. 8, 1995
	Marc Wilson at Pittsburgh, Dec. 17, 1989
	55 Drew Bledsoe vs. LA Raiders, Oct. 19, 1994
Most Season's Leading the League—	2 Drew Bledsoe, 1994-95

## MOST COMPLETIONS

Career—	1,879 Steve Grogan, 1975-90
	1,140 Vito (Babe) Parilli, 1961-67
	937 Drew Bledsoe, 1993-95
	876 Tony Eason, 1983-89
	729 Jim Plunkett, 1971-75
Season—	400 Drew Bledsoe, 1994
	323 Drew Bledsoe, 1995
	276 Tony Eason, 1986
	259 Tony Eason, 1984
	246 Hugh Millen, 1991
	228 Vito (Babe) Parilli, 1964
Game—	45 Drew Bledsoe vs. Minnesota, Nov. 13, 1994
	39 Drew Bledsoe at Pittsburgh, Dec. 16, 1995
	36 Tony Eason at LA Rams, Nov. 16, 1986
	34 Tom Ramsey vs. Philadelphia, Nov. 29, 1987
	32 Drew Bledsoe at Miami, Sept. 5, 1994
	30 Drew Bledsoe, at Cincinnati, Sept. 18, 1994
	Hugh Millen vs. N.Y. Jets, Nov. 17, 1991
Most Season's Leading the League—	1 Drew Bledsoe, 1994

## PASSING EFFICIENCY (Pct)

Career (500 Attempts)—	.604 Hugh Millen, 1991-92 (612-370)
	.584 Tony Eason, 1983-89 (1500-876)
	.534 Drew Bledsoe, 1993-95 (1756-937)
	.523 Steve Grogan, 1975-90 (3593-1879)
	.485 Jim Plunkett, 1971-75 (1503-729)
	.472 Babe Parilli, 1961-67 (2413-1140)
	Butch Songin, 1960-61 (604-285)
Season—	.616 Tony Eason, 1986 (448-276)
(100 Attempts)	.611 Hugh Millen, 1992 (203-124)
	.608 Steve Grogan, 1986 (102-62)
	.601 Tony Eason, 1984 (431-259)
	.601 Hugh Millen, 1991 (409-246)
Game (20 Attempts)—	.800 Vito (Babe) Parilli vs. Miami, Oct. 15, 1967 (20-16)
	.769 Hugh Millen at Miami, Nov. 10, 1991 (26-20)
	.750 Tony Eason vs. Green Bay, Sept. 8, 1985 (28-21)
	.727 Tony Eason vs. Buffalo, Nov. 23, 1986 (33-24)
	.714 Tony Eason at Cleveland, Oct. 6, 1985 (28-20)
Most Seasons Leading League—	1 Vito (Babe) Parilli, 1961

## MOST YARDAGE

Career—	26,886 Steve Grogan, 1975-90
	16,747 Vito (Babe) Parilli, 1961-67
	10,732 Tony Eason, 1983-89
	10,556 Drew Bledsoe, 1993-95
	9,932 Jim Plunkett, 1971-75
Season—	4,555 Drew Bledsoe, 1994
	3,507 Drew Bledsoe, 1995
	3,465 Vito (Babe) Parilli, 1964
	3,328 Tony Eason, 1986
	3,286 Steve Grogan, 1979
	3,228 Tony Eason, 1984



Game—  
426 Drew Bledsoe vs. Minnesota, Nov. 13, 1994  
421 Drew Bledsoe at Miami, Sept. 5, 1994  
414 Tony Eason vs. Seattle, Sept. 21, 1986  
402 Tom Ramsey vs. Philadelphia, Nov. 29, 1987  
401 Steve Grogan vs. NY Jets, Oct. 12, 1986

Seasons Leading League—  
1 Drew Bledsoe, 1994  
Vito (Babe) Parilli, 1964

Longest Completion—  
90t Tony Eason at Chicago, Sept. 15, 1985 (to Craig James)  
88t Jim Plunkett vs. Baltimore, Dec. 19, 1971 (to Randy Vataha)  
87t Tom Sherman vs. NY Jets, Oct. 27, 1968 (to Jim Whalen)

## **MOST TOUCHDOWNS**

Career—  
182 Steve Grogan, 1975-90  
132 Vito (Babe) Parilli, 1961-67  
62 Jim Plunkett, 1971-75  
60 Tony Eason, 1983-89  
53 Drew Bledsoe, 1993-95  
Season—  
31 Vito (Babe) Parilli, 1964  
28 Steve Grogan, 1979  
25 Drew Bledsoe, 1994  
23 Tony Eason, 1984  
22 Ed (Butch) Songin, 1960  
Game—  
5 Steve Grogan vs. NY Jets, Sept. 9, 1979  
Vito (Babe) Parilli at Buffalo, Nov. 15, 1964  
Vito (Babe) Parilli vs. Miami, Oct. 15, 1967  
4 Accomplished Nine times. Most Recent:  
Drew Bledsoe at Miami, Sept. 5, 1994

Seasons Leading League—  
1 Steve Grogan, 1979 (tied Brian Sipe of Cleveland with 28)  
1 Babe Parilli, 1964

## **HAD INTERCEPTED**

**(Fewest)**

Career (500 Attempts)—  
24 Butch Songin, 1960-61  
44 Mike Taliaferro, 1968-70  
48 Tony Eason, 1983-89  
Season—  
(100 Attempts) 2 Steve Grogan, 1986 (102 att.)  
4 Scott Zolak, 1992 (100 att.)  
Steve Grogan, 1982 (122 att.)  
5 Steve Grogan, 1985 (156 att.)  
5 Tom Hodson, 1990 (156 att.)  
Game—  
(25 attempts) 0 Accomplished many times. Most recent: Drew Bledsoe  
at Buffalo, Dec. 18, 1994

**(Most)**

Career (500 attempts)—  
208 Steve Grogan, 1975-90  
138 Babe Parilli, 1961-67  
87 Jim Plunkett, 1971-75  
Season—  
27 Drew Bledsoe, 1994  
Babe Parilli, 1964  
26 Babe Parilli, 1965  
25 Jim Plunkett, 1972  
24 Babe Parilli, 1967  
Babe Parilli, 1963  
23 Steve Grogan, 1978  
Game—  
6 Steve Grogan vs. San Francisco, Nov. 30, 1980  
Babe Parilli vs. Denver, Sept. 3, 1967  
5 Drew Bledsoe at Pittsburgh, Dec. 5, 1993  
Steve Grogan at Detroit, Oct. 10, 1976  
Steve Grogan at Baltimore, Dec. 21, 1975  
Mike Taliaferro vs. NY Jets, Oct. 27, 1968  
Babe Parilli vs. Buffalo, Sept. 11, 1965  
Babe Parilli vs. NY Jets, Oct. 31, 1964

Lowest Percentage Season—  
1.9 Tony Eason, 1984 (8-431)  
2.0 Steve Grogan, 1986 (2-102)  
2.2 Tony Eason, 1986 (10-448)  
2.5 Drew Bledsoe, 1995 (13-136)  
3.2 Steve Grogan, 1985 (5-156)  
Tom Hodson, 1990 (5-156)  
Babe Parilli, 1962 (8-253)

Seasons Leading League—

Fewest—  
2 Vito (Babe) Parilli, 1961 (tied), 1962  
1 Tony Eason, 1984

Most—  
Ed (Butch) Songin, 1961 (tied)  
1 Vito (Babe) Parilli, 1964 (tied)



## RECEIVING

## MOST RECEPTIONS

Career—	534 Stanley Morgan, 1977-89 363 Irving Fryar, 1984-92 292 Gino Cappelletti, 1960-70 283 Jim Colclough, 1960-68 263 Ben Coates, 1991-95
Season—	96 Ben Coates, 1994 84 Ben Coates, 1995 Stanley Morgan, 1986 82 Marv Cook, 1991 77 Tony Collins, 1986 74 Michael Timpson, 1994
Game—	12 Ben Coates at Indianapolis, Nov. 27, 1994 (119 yards) 11 Ben Coates at Pittsburgh, Dec. 16, 1995 (83 yards) Leroy Thompson vs. Minnesota, Nov. 13, 1994 (74 yards) Tony Collins vs. Philadelphia, Nov. 29, 1987 (100 yards) Art Graham vs. Kansas City, Nov. 20, 1966 (134 yards) 10 Ben Coates vs. Minnesota, Nov. 13, 1994 (74 yards) Michael Timpson vs. Minnesota, Nov. 13, 1994 (113 yards) Tony Romeo vs. Kansas City, Nov. 17, 1963 (149 yards) Tony Collins at LA Rams, Nov. 16, 1986 (66 yards) Marv Cook vs. Houston, Sept. 22, 1991 (99 yards)

## YARDAGE

Career—	10,352 Stanley Morgan, 1977-89 5,726 Irving Fryar, 1984-92 5,001 Jim Colclough, 1960-68 4,589 Gino Cappelletti, 1960-70 3,157 Russ Francis, 1973-80, 87-88
Season—	1,491 Stanley Morgan, 1986 1,174 Ben Coates, 1994 1,029 Stanley Morgan, 1981 1,014 Irving Fryar, 1991 1,013 Harold Jackson, 1979 1,002 Stanley Morgan, 1979
Game—	182 Stanley Morgan vs. Miami, Nov. 8, 1981 (5) 170 Stanley Morgan vs. Baltimore, Nov. 26, 1978 (5) 167 Art Graham vs. Houston, Nov. 6, 1964 (8) 165 Irving Fryar at N.Y. Jets, Oct. 4, 1992 (8) 162 Stanley Morgan vs. N.Y. Jets, Oct. 12, 1986
Longest Reception—	90t Craig James at Chicago, Sept. 15, 1985 (from Tony Eason) 88t Randy Vataha vs. Baltimore, Dec. 19, 1971 (from Jim Plunkett) 87t Jim Whalen vs. NY Jets, Oct. 27, 1968 (from Tom Sherman) 80t Irving Fryar vs. Chicago, Oct. 30, 1988 (from Doug Flutie) Carl Garrett vs. Buffalo, Nov. 14, 1971 (from Jim Plunkett) Art Graham at Houston, Nov. 29, 1964 (from Babe Parilli)

## AVERAGE GAIN

Career (150 Min.)—	20.3 Harold Jackson, 1978-81 (156-3,162) 19.3 Stanley Morgan, 1977-89 (534-10,352) 17.7 Jim Colclough, 1960-68 (283-5,001) 15.8 Irving Fryar, 1984-92 (363-5,726) 15.7 Gino Cappelletti, 1960-70 (292-4,589)
--------------------	--



TE Russ Francis (1973-80, 87-88) leads all Patriot tight ends with 3,157 receiving yards. Francis also ranks third with 207 catches behind Ben Coates (263) and Marv Cook (210).



## Season (35 Min.)—

23.4 Stanley Morgan, 1981 (44-1,029)  
 22.8 Stanley Morgan, 1979 (44-1,002)  
 22.5 Harold Jackson, 1979 (45-1,013)  
 22.0 Stanley Morgan, 1980 (45-991)  
 21.7 Jim Colclough, 1962 (40-868)

## Game (4 Min.)—

36.4 Stanley Morgan vs. Miami, Nov. 8, 1981 (5-182)  
 35.5 Stanley Morgan vs. San Francisco, Nov. 30, 1980(4-142)  
     Jim Colclough vs. NY Jets, Oct. 6, 1962 (4-142)  
 35.0 Aaron Marsh vs. N.Y. Jets, Sept. 22, 1968 (4-140)  
 34.0 Stanley Morgan at Baltimore, Nov. 26, 1978 (5-170)

## TOUCHDOWNS

### Career—

67 Stanley Morgan, 1977-89  
 42 Gino Cappelletti, 1960-68  
 39 Jim Colclough, 1960-68  
 37 Irving Fryar, 1984-92  
 28 Russ Francis, 1975-80, 87-88

### Season—

12 Stanley Morgan, 1979  
 10 Stanley Morgan, 1986  
     Jim Colclough, 1960-62  
 9 Randy Vataha, 1971  
     Gino Cappelletti, 1965  
     Jim Colclough, 1960-62

### Game—

3 Accomplished Seven Times. Most Recent:  
 Ben Coates at Buffalo, Nov. 26, 1995

## INTERCEPTIONS

## MOST

### Career—

36 Raymond Clayborn, 1977-89  
 29 Ron Hall, 1961-67  
 29 Roland James, 1980-90  
 29 Fred Marion, 1982-91

### Season—

28 Mike Haynes, 1976-82  
 11 Ron Hall, 1964  
 8 Ronnie Lippett, 1986  
     Mike Haynes, 1976  
     Bob Suci, 1963

### Game—

7 Accomplished 5 times. Most recent: Maurice Hurst, 1994  
 3 Accomplished 6 times. Most recent: Roland James at  
 Buffalo, Oct. 23, 1983

## RETURN YARDAGE

### Career—

555 Raymond Clayborn, 1977-89  
 476 Ron Hall, 1961-67  
 457 Fred Marion, 1982-91  
 420 Ronnie Lippett 1984-91  
 393 Mike Haynes, 1976-82  
 277 Bob Suci, 1963  
 189 Fred Marion, 1985  
 182 Prentice McCray, 1976  
 159 Ron Hall, 1966  
 153 Don Webb, 1961

### Game—

118 Prentice McCray at NY Jets, Nov. 21, 1976 (2)  
 115 Fred Marion at Seattle, Nov. 17, 1985 (2)  
 110 Bob Suci vs. Houston, Nov. 1, 1963 (2)  
 99 Rick Sanford at Chicago, Dec. 5, 1982 (1)  
 87 Ron Hall at Denver, Sept. 18, 1966 (1)

### Longest Return—

99 Rick Sanford at Chicago, Dec. 5, 1982 (TD)  
 98 Bob Suci vs. Houston, Nov. 1, 1963 (TD)  
 87 Ron Hall vs. Denver, Sept. 18, 1966  
 85 Raymond Clayborn at Cleveland, Oct. 7, 1984 (TD)  
 83 Fred Marion at Seattle, Nov. 17, 1985 (TD)

## TOUCHDOWNS

### Career—

2 Ronnie Lippett, 1983-91  
 Prentice McCray, 1974-80  
 Don Webb, 1961-62, 64-71  
 John Charles, 1967-69  
 Bob Suci, 1963

### Season—

2 Ronnie Lippett, 1987  
 Prentice McCray, 1976  
 Bob Suci, 1963  
 Don Webb, 1961

### Game—

2 Prentice McCray at NY Jets, Nov. 21, 1976



## PUNTING

**MOST PUNTS**

Career—	468 Rich Camarillo, 1981-87 377 Tom Yewcic, 1961-67 243 Tom Janik, 1969-71 222 Mike Patrick, 1975-78 169 Shawn McCarthy, 1991-92
Season—	103 Shawn McCarthy, 1992 92 Rich Camarillo, 1985 91 Jeff Feagles, 1988 90 Brian Hansen, 1990 89 Rich Camarillo, 1986
Game—	11 Shawn McCarthy, vs. New Orleans, Nov. 8, 1992 Rich Camarillo at Chicago, Sept. 15, 1985 Rich Camarillo at Dallas, Nov. 22, 1984 Jim Fraser vs. NY Jets, Oct. 2, 1966 10 Shawn McCarthy, vs. Indianapolis, Dec. 6, 1992 Tom Greene vs. Houston, Dec. 18, 1960 Tom Yewcic vs. Buffalo, Dec. 1, 1963 Tom Yewcic vs. Buffalo, Nov. 15, 1964 Bob Scarpitto vs. Oakland, Oct. 6, 1968 Brian Hansen vs. Indianapolis, Nov. 11, 1990

**YARDAGE**

Career—	19,922 Rich Camarillo, 1981-87 14,553 Tom Yewcic, 1961-67 9,516 Tom Janik, 1969-71 8,481 Mike Patrick, 1975-78 6,862 Shawn McCarthy, 1991-
Season—	4,212 Shawn McCarthy, 1992 3,953 Rich Camarillo, 1985 3,752 Brian Hansen, 1990 3,746 Rich Camarillo, 1986 3,615 Rich Camarillo, 1983
Game—	514 Rich Camarillo at Chicago, Sept. 15, 1985 (11) 479 Rich Camarillo at Dallas, Nov. 22, 1984 (11) 436 Bob Scarpitto vs. Oakland, Oct. 6, 1968 (10) 426 Rich Camarillo at Oakland, Nov. 1, 1981 (9) 417 Tom Yewcic at Buffalo, Nov. 15, 1964
Longest Punt—	93 Shawn McCarthy at Buffalo, Nov. 3, 1991 89 Luke Prestridge vs. Miami, Oct. 21, 1984 87 Bob Scarpitto at Denver, Sept. 29, 1968 82 Luke Prestridge vs. NY Jets, Oct. 28, 1984 76 Rich Camarillo vs. N.Y. Jets, Sept. 19, 1982

**HIGHEST AVERAGE YARDAGE**

Career (100 Punts Min.)—	42.6 Rich Camarillo, 1981-87 (468) 40.0 Terry Swanson, 1967-68 (127) 39.8 Shawn McCarthy, 1991- (172) 38.6 Tom Yewcic, 1961-67 (377) 38.2 Mike Patrick, 1975-78 (222)
Season (Qualifiers)—	44.6 Rich Camarillo, 1983 43.7 Rich Camarillo, 1982 42.9 Rich Camarillo, 1985 42.4 Mike Saxon, 1993 42.1 Rich Camarillo, 1984, 1986
Game (4 Punts Min.)—	54.3 Pat O'Neill at Detroit, Sept. 25, 1994 (4) 51.2 Shawn McCarthy at Buffalo, Nov. 3, 1991 (5) 50.8 Terry Swanson vs. Cincinnati, Dec. 1, 1968 (4)

## PUNT RETURNS

**MOST**

Career—	206 Irving Fryar, 1984-91 111 Mike Haynes, 1976-80 92 Stanley Morgan, 1977-89 74 Mack Herron, 1973-75 56 Ron Burton, 1960-65
Season—	45 David Meggett, 1995 Mike Haynes, 1976 38 Irving Fryar, 1988 Ricky Smith, 1983 37 Irving Fryar, 1985 36 Irving Fryar, 1984 35 Irving Fryar, 1986 Mack Herron, 1974
Game—	10 Ronnie Harris at Pittsburgh, Dec. 5, 1993 7 David Meggett vs. NY Jets, Dec. 10, 1995 Ray Crittenden vs. Green Bay, Nov. 2, 1994 Irving Fryar at Dallas, Nov. 22, 1984





KR/PR Ronnie Harris shares the NFL record for punt returns in one game with 10 (at Pittsburgh 12/5/93).

6 David Meggett at NY Jets, Nov. 5, 1995  
 Irving Fryar at Buffalo, Sept. 22, 1985  
 Roland James vs. LA Rams, Nov. 16, 1980  
 Mack Herron vs. Cleveland, Nov. 10, 1974  
 Ron Burton vs. Oakland, Sept. 13, 1964  
 Fred Bruney vs. Buffalo, Sept. 23, 1961

**Most Seasons Leading League—**

1 Irving Fryar, 1985  
 Ron Burton, 1962  
 Fred Bruney, 1961

**MOST YARDAGE**

Career— 2,055 Irving Fryar, 1984-91  
 1,159 Mike Haynes, 1976-81  
 960 Stanley Morgan, 1977-1989  
 888 Mack Herron, 1973-75  
 537 Ricky Smith, 1982-83  
 Season— 608 Mike Haynes, 1976  
 520 Irving Fryar, 1985  
 517 Mack Herron, 1974  
 398 Irving Fryar, 1988  
 Ricky Smith, 1983  
 383 David Meggett, 1995  
 Game— 156 Mike Haynes vs. Buffalo, Nov. 7, 1976  
 133 Stanley Morgan vs. Buffalo, Nov. 20, 1977  
 133 Irving Fryar at Buffalo, Sept. 22, 1985  
 126 Billy Johnson vs. Houston, Nov. 5, 1967

**LONGEST PUNT RETURN**

89 Mike Haynes vs. Buffalo, Nov. 7, 1976 (TD)  
 85 Irving Fryar at Buffalo, Sept. 22, 1985 (TD)  
 80 Stanley Morgan vs. Baltimore, Nov. 18, 1979 (TD)  
 77 Irving Fryar vs. Indianapolis, Nov. 10, 1985 (TD)  
 75 Roland James vs. NY Jets, Nov. 2, 1980

**HIGHEST AVG. YARDAGE**

Career (20 Returns)—  
 12.0 Mack Herron, 1973-75 (74-888)  
 11.3 Carl Garrett, 1969-72 (43-487)  
 10.4 Mike Haynes, 1976-81 (111-1159)  
 Stanley Morgan, 1977-89 (92-960)  
 10.0 Irving Fryar, 1984-92 (70-2055)  
 9.9 Ricky Smith, 1982-83 (54-537)  
 Season (Qualifiers)—  
 14.8 Mack Herron, 1974  
 14.1 Irving Fryar, 1985  
 13.5 Mike Haynes, 1976  
 10.8 Mack Herron, 1973  
 10.5 Four Times, Most Recent:  
 Irving Fryar, 1988  
 Game (3 Returns)—  
 39.0 Mike Haynes vs. Buffalo, Nov. 7, 1976 (4)  
 35.7 Ricky Smith vs. Baltimore, Sept. 4, 1981 (3)

**TOUCHDOWNS**

Career— 3 Irving Fryar, 1984-91  
 2 Mike Haynes, 1976-81  
 Season— 2 Irving Fryar, 1985  
 Mike Haynes, 1976  
 Game— 1 Irving Fryar vs. Atlanta, Nov. 2, 1986  
 Irving Fryar vs. Indianapolis, Nov. 10, 1985  
 Irving Fryar at Buffalo, Sept. 22, 1985  
 Roland James vs. NY Jets, Nov. 2, 1980  
 Stanley Morgan vs. Baltimore, Nov. 18, 1979  
 Mike Haynes vs. Denver, Nov. 28, 1976  
 Mike Haynes vs. Buffalo, Nov. 7, 1976



## KICKOFF RETURNS

## MOST

Career—	107 Stephen Starring, 1983-87 92 Carl Garrett, 1969-72 89 Larry Garron, 1960-68 80 Sammy Martin, 1988-90 71 Mack Herron, 1973-75
Season—	48 Stephen Starring, 1985 42 Ricky Smith, 1983 41 Mack Herron, 1973 39 Tony Collins, 1981 38 David Meggett, 1995
Game—	8 Willie Porter vs. NY Jets, Sept. 22, 1968 6 By many players, Most recent: Stephen Starring at Indianapolis, Oct. 25, 1987
Most Seasons Leading League—	1 Jon Vaughn, 28.2 (20-564), 1992 Horace Ivory, 27.6 (36-992), 1980 Raymond Clayborn, 31.0 (28-869), 1977

## YARDAGE

Career—	2,299 Larry Garron, 1960-68 2,259 Stephen Starring, 1983-87 2,251 Carl Garrett, 1969-72 1,834 Sammy Martin, 1988-90 1,796 Mack Herron, 1973-1975
Season—	1,092 Mack Herron, 1973 1,012 Stephen Starring, 1985 992 Horace Ivory, 1980 964 David Meggett, 1995 879 Allen Carter, 1975
Game—	206 Allen Carter at Baltimore, Dec. 21, 1975 175 Carl Garrett vs. Buffalo, Oct. 11, 1969

## LONGEST

101 Raymond Clayborn at Baltimore, Dec. 18, 1977 (TD)
100 Jon Vaughn at Cincinnati, Dec. 20, 1992 (TD)
Raymond Clayborn at NY Jets, Oct. 2, 1977 (TD)
99 Allen Carter at Baltimore, Dec. 21, 1975 (TD)
99 Jon Vaughn at Phoenix, Sept. 29, 1991 (TD)
98 Ricky Smith vs. NY Jets, Sept. 19, 1982 (TD)
Horace Ivory at Baltimore, Oct. 19, 1980 (TD)

## HIGHEST AVG. YARDAGE

Career (20 Returns)—	27.2 Allen Carter, 1975-76 (33-898) 26.9 Raymond Clayborn, 1977-89 (57-1,538) 26.5 Horace Ivory, 1978-81 (45-1,191) 25.8 Larry Garron, 1960-67 (89-2,299) 25.3 Mack Herron, 1973-75 (71-1,796)
Season (Qualifiers)—	31.0 Raymond Clayborn, 1977 28.5 Larry Garron, 1962 28.4 Jess Phillips, 1976 28.3 Carl Garrett, 1969 28.2 Jon Vaughn, 1992
Game (3 Returns)—	49.3 Ron Burton vs. Dallas Texans, Nov. 3, 1961 (3) 47.0 Horace Ivory at Baltimore, Oct. 19, 1980 (3)

## TOUCHDOWNS

Career—	3 Raymond Clayborn, 1977-89 2 Jon Vaughn, 1991- Larry Garron, 1960-68
Season—	3 Raymond Clayborn, 1977
Game—	1 Accomplished 13 times. Most recent: Jon Vaughn at Cincinnati, Dec. 20, 1992, (100 yd. TD)



## FUMBLES

**MOST**

Career—	77 Steve Grogan, 1975-90 49 Sam Cunningham, 1973-79, 1981 42 Vito (Babe) Parilli, 1961-67
Season—	12 Steve Grogan, 1979 Sam Cunningham, 1975 Mack Herron, 1974
Game—	4 Vito (Babe) Parilli vs. Denver, Nov. 6, 1966 3 Accomplished 10 times. Most recent: Steve Grogan at Buffalo, Dec. 20, 1987

**MOST OWN RECOVERIES**

Career—	31 Steve Grogan, 1975-90 19 Vito (Babe) Parilli, 1961-67
Season—	6 Steve Grogan, 1987 Vito (Babe) Parilli, 1963 Ricky Smith, 1984
Game—	5 Vito (Babe) Parilli, 1964 2 Accomplished 9 times. Most recent: Steve Grogan vs. Miami, Sept. 13, 1987

**MOST OPPONENT RECOVERIES**

Career—	17 Steve Nelson, 1974-87 Andre Tippett, 1982-93 15 Jim Hunt, 1960-70 14 Raymond Hamilton, 1973-80
Season—	13 Bob Dee, 1960-67 5 Bob Dee, 1961 4 Andre Tippett, 1993 Brent Williams, 1986 Steve Nelson, 1978 John Sanders, 1975 Larry Eisenhauer, 1964 Jack Rudolph, 1960
Game—	3 Steve Nelson vs. Philadelphia, Oct. 8, 1978 2 By 20 players. Most recent: Johnny Rembert at NY Jets, Nov. 13, 1988

**MOST RETURN YARDAGE**

Career—	82 Don Webb, 1961-71 67 Jim Hunt, 1960-70
Season—	54 Brent Williams, 1986 52 Chuck Shonta, 1960
Game—	52 Chuck Shonta vs. NY Titans, Sept. 17, 1960 (1-opp) 51 Jim Hunt vs. Houston, Dec. 15, 1968 (1-opp)

**LONGEST RETURN**

52 Chuck Shonta vs. NY Titans, Sept. 17, 1960 (TD)
51 Jim Hunt vs. Houston, Dec. 15, 1968

**TOUCHDOWNS**

## Own Fumbles Recovered For TD—

- 1 Eight players.  
Most recent: John Stephens vs. Cincinnati, Oct. 16, 1988  
(Recovered Robert Perryman fumble in the end zone)

## Opponents' Fumbles Recovered For TD—

- 1 Accomplished many times.  
Most recent: Chris Slade at Buffalo, Nov. 26, 1996 (27 yards)

## SACKS

**SACKS (Official NFL Statistic Since 1982 - totals reflect all-time Patriots)**

Career--	100.0 Andre Tippett, 1982-93 79.5 Julius Adams, 1971-77, 79, 85,87 72.5 Tony McGee, 1974-81 54.0 Ray Hamilton, 1973-81 45.4 Larry Eisenhauer, 1961-69
Season—	18.5 Andre Tippett, 1984 16.5 Andre Tippett, 1985 12.5 Andre Tippett, 1987 12.0 Tony McGee, 1978 12.0 Tony McGee, 1979
Rookie Season—	10.5 Garin Veris, 1985 9.0 Chris Slade, 1993



## TEAM RECORDS

Note: Number of games per season: 1960-1977 (14); 1978-81 (16); 1982 (9); 1983-86 (16); 1987 (15), and 1988-93 (16).

### VICTORIES

#### MOST

Season—	11	1986
		1985
		1978
		1976
	10	1994, 1964,
		1980

#### FEWEST

Season—	1	1990
	2	1992
		1981
		1970

### OFFENSIVE SCORING

#### MOST POINTS SCORED

Season—	
441	1980
413	1961
412	1986
411	1979
376	1976
Game—	
56	vs. NY Jets, Sept. 9, 1979
55	vs. NY Jets, Oct. 29, 1978
52	vs. Buffalo, Oct. 22, 1961
50	at Indianapolis, Nov. 18, 1984
48	vs. Oakland, October 3, 1976
Quarter—	
1st:21	vs. NY Jets, Oct. 29, 1978
1st:21	at Miami, Dec. 15, 1974
2nd:27	vs. Baltimore, Nov. 18, 1979
3rd:22	vs. Dallas Texans, Nov. 18, 1960
4th:27	vs. Baltimore, Nov. 23, 1980

#### FEWEST POINTS SCORED

Season—	
149	1970
181	1990
192	1972
205	1992
229	1968
Game—	
0	17 Times: Most recent: Indianapolis 6, Patriots 0, Dec. 6, 1992

#### MOST POINTS SCORED, BOTH TEAMS

Game—	
86	at Patriots 43, Oakland 43 (tie), Oct. 16, 1964
76	NY Jets 47, at Patriots 31, Sept. 22, 1968
	at Buffalo 45, Patriots 31, Nov. 23, 1975
	at Patriots 55, NY Jets 21, Oct. 29, 1978
74	at Miami 39, Patriots 35, Sept. 4, 1994

#### FEWEST POINTS SCORED, BOTH TEAMS

Game—	
3	at Patriots 3, Miami 0, Dec. 12, 1982
6	NY Jets 6, at Patriots 0, Nov. 26, 1993
	Indianapolis 6, at Patriots 0, Dec. 6, 1992
7	Houston 7, at Patriots 0, Sept. 21, 1975
9	at Patriots 7, Cincinnati 2, Dec. 12, 1993
	Patriots 6, at Miami 3, Nov. 20, 1988
	Patriots 6, at NY Jets 3,

Dec. 15, 1991

#### GREATEST MARGIN OF VICTORY

Game—	
53	at Patriots 56, NY Jets 3, Sept. 9, 1979
42	at Patriots 45, Houston 3, Nov. 1, 1963
41	Patriots 41, at San Diego 0, Dec. 17, 1961
39	at Patriots 42, Baltimore 3, Oct. 6, 1974
38	at Patriots 38, Indianapolis 0, Dec. 26, 1993
35	Patriots 35, at LA Chargers 0, Oct. 8, 1960

#### GREATEST MARGIN OF DEFEAT

Game—	
52	at Miami 52, Patriots 0, Nov. 12, 1972
42	at Green Bay (Mil.) 45, Patriots 3, Oct. 9, 1988
38	at NY Jets 45, Patriots 7, Sept. 26, 1993
	at Cincinnati 45, Patriots 7, Dec. 20, 1970
	at Miami 41, Patriots 3, Oct. 17, 1971
36	Chicago 46, Patriots 10, Jan. 26, 1986 (Super Bowl XX)

#### MOST TOUCHDOWNS

Season—	
52	1961, 1980
49	1979
48	1976
46	1979
45	1986
Game—	
8	vs. NY Jets, Sept. 9, 1979
	vs. NY Jets, Oct. 29, 1978
7	vs. Oakland, Oct. 3, 1976
	vs. Buffalo, Oct. 22, 1961
6	11 times: Most recent: vs. NY Jets, Dec. 13, 1987

#### FEWEST TOUCHDOWNS

Season—	
17	1982 (9 games)
18	1970
19	1990
22	1991
24	1972

#### MOST POINTS AFTER TOUCHDOWNS

Season—	
51	1980
48	1961
46	1979
44	1986
42	1974, 1976, 1984

**FEWEST POINTS AFTER TOUCHDOWNS**

Season—

- 15 1982 (9 games)
- 17 1970
- 19 1990
- 1991
- 22 1992

**MOST FGS ATTEMPTED**

Season—

- 41 1986
- 40 1989
- 39 1964
- 38 1963
- 37 1962

Game—

- 7 vs. Indianapolis Dec. 3, 1989  
at Cincinnati, Nov. 16, 1969  
at Buffalo, Sept. 24, 1967  
at San Diego, Sept. 20, 1964
- 6 vs. Denver, Oct. 4, 1964

**FEWEST FGS ATTEMPTED**

Season—

- 13 1982 (9 games)

16 1972

17 1975

1992

21 1971, 1977

22 1970, 1974, 1983,

**MOST FGS MADE**

Season—

- 32 1986
- 30 1989
- 27 1994
- 26 1980
- 25 1964

Game—

- 6 at Denver, Oct. 4, 1964
- 4 Many times. Most recent: vs. LA Raiders, Nov. 1, 1987 (Tony Franklin)

**FEWEST FGS MADE**

Season—

- 8 1982 (9 games), 1972, 1970, 1960
- 9 1983, 1975
- 11 1992

**FIRST DOWNS****MOST TOTAL**

Season—

- 348 1994
- 335 1995
- 1989
- 328 1981
- 322 1978
- 319 1980

Game—

- 31 vs. Philadelphia, Nov. 29, 1987  
at Houston, Dec. 11, 1966
- 30 vs. NY Jets, Sept. 9, 1979  
at Indianapolis, Oct. 29, 1989

**FEWEST TOTAL**

Season—

- 146 1982 (9 games)
- 166 1969
- 181 1968
- 184 1970
- 190 1971

Game—

- 3 vs. Washington, Dec. 15, 1990
- 5 vs. Miami, Dec. 12, 1982  
at NY Jets, Nov. 22, 1970
- 6 at Kansas City, Oct. 11, 1970  
at Philadelphia, Nov. 4, 1990  
vs. New Orleans, Nov. 8, 1992

**MOST RUSHING**

Season—

- 181 1978
- 150 1976
- 139 1980
- 132 1977, 1979
- 130 1983

Game—

- 21 vs. Denver, Nov. 28, 1976
- 18 vs. NY Jets, Oct. 18, 1976
- 17 at Buffalo, Nov. 5, 1978  
vs. Buffalo, Dec. 10, 1978

**FEWEST RUSHING**

Season—

- 55 1965
- 63 1970
- 64 1969
- 65 1990
- 66 1964

Game—

- 0 at New Orleans, Nov. 30, 1986  
at Buffalo, Oct. 26, 1980  
at NY Jets, Nov. 22, 1970
- 1 13 times. Most recent:  
at Miami, Oct. 18, 1992

**MOST PASSING**

Season—

- 243 1994
- 207 1995
- 202 1986
- 186 1984
- 169 1993
- 166 1981

Game—

- 22 at Cincinnati, Sept. 18, 1994  
vs. Minnesota, Nov. 13, 1994
- 21 vs. Philadelphia, Nov. 29, 1987
- 20 at Miami, Sept. 4, 1994  
at Indianapolis, Nov. 18, 1984  
at Houston, Nov. 10, 1980  
vs. Oakland, Oct. 16, 1964

**FEWEST PASSING**

Season—

- 63 1982 (nine games)
- 87 1969, 1989
- 94 1971, 1968
- 95 1976
- 98 1970

Game—

- 0 vs. Miami, Dec. 8, 1968  
at Tampa Bay, Dec. 12, 1976
- 1 vs. New Orleans, Dec. 4, 1983  
vs. Miami, Dec. 12, 1982

**MOST PENALTY**

Season—

- 35 1986
- 34 1989
- 30 1993
- 29 1965
- 27 1979

Game—

- 7 at Houston, Sept. 19, 1965
- 5 vs. NY Jets, Oct. 12, 1986  
at Indianapolis, Nov. 9, 1986  
vs. Detroit, Oct. 7, 1979  
at San Diego, Nov. 9, 1975  
vs. Baltimore, Oct. 7, 1973  
at Miami, Dec. 17, 1967

**FEWEST PENALTY**

Season—

- 9 1982 (nine games)
- 11 1971, 1991
- 14 1977
- 15 1969, 1976, 1985

Game—

- 0 Many times. Most recent: at Indianapolis, Dec. 23, 1995





## TOTAL NET YARDS

**MOST**

Season—

5,965 1978  
5,776 1994  
5,623 1981  
5,499 1985  
5,470 1979  
5,457 1995

Game—

597 vs. NY Jets, Sept. 9, 1979  
529 vs. NY Jets, Oct. 29, 1978  
526 vs. Houston, Dec. 18, 1965  
506 vs. Seattle, Sept. 21, 1986  
500 vs. Oakland

**FEWEST**

Season—

2,626 1970  
2,633 1982 (9 games)  
3,127 1968  
3,419 1969  
3,556 197

Game—

57 vs. NY Jets, Sept. 19, 1982  
(61r, -4p)  
74 vs. Oakland, Oct. 22, 1967  
(34r, 40p)  
80 at NY Jets, Nov. 20, 1970  
(23r, 57p)  
92 at Denver, Nov. 11, 1979  
(58r, 34p)  
100 vs. Kansas City, Sept. 21,  
1969 (43r, 57p)

## RUSHING

**MOST ATTEMPTS**

Season—

671 1978  
603 1977  
591 1976  
588 1980, 1988  
565 1985

Game—

62 vs. Denver, Nov. 28, 1976  
(332 yds.)  
60 at Seattle, Dec. 19, 1982  
(249 yds.)  
58 vs. Indianapolis, Dec. 26, 1993  
(257 yds.)  
55 Four times, Most recent:  
vs. Seattle, Dec. 4, 1988  
(171 yds.)  
54 at Buffalo, Nov. 20, 1977  
(256 yds.)  
vs. Chicago, Oct. 30, 1988  
(185 yds.)

**FEWEST ATTEMPTS**

Season—

324 1982 (9 games)  
334 1970  
363 1960  
367 1969  
386 1972

Game—

10 vs. NY Jets, Oct. 12, 1986  
(17 yards)  
11 vs. Washington, Sept. 23, 1984  
(17 yds.)  
vs. Buffalo, Dec. 20, 1964  
(33 yds.)  
12 vs. Minnesota, Nov. 13, 1994  
(42 yds.)  
at Kansas City, Oct. 3, 1965  
(32 yds.)  
13 at NY Jets, Sept. 26, 1993  
(31 yds.)  
vs. Kansas City, Dec. 2, 1990  
(64 yds.)  
vs. Miami, Sept. 17, 1989  
(43 yds.)  
15 Six times, Most Recent: at  
Philadelphia, Nov. 4, 1990  
(41 yds.)

**MOST YARDS**

Season—

3,165 1978  
2,948 1976  
2,605 1983  
2,331 1985  
2,303 1977

Game—

332 vs. Denver, Nov. 28, 1976  
330 vs. NY Jets, Oct. 18, 1976  
328 vs. NY Jets, Sept. 18, 1983  
281 vs. Oakland, Oct. 30, 1966  
vs. Cincinnati, Dec. 22, 1985  
279 at Buffalo, Nov. 5, 1978

**FEWEST YARDS**

Season—

1,040 1970  
1,117 1965  
1,347 1982  
1,332 1994  
1,361 1964

Game—

2 at New Orleans, Nov. 30, 1986  
(18 attempts)  
17 vs. NY Jets, Oct. 12, 1986  
(10 attempts)  
vs. Washington, Sept. 23, 1984  
(11 attempts)  
at LA Chargers, Oct. 28, 1960  
(24 attempts)  
18 at Miami, Oct. 18, 1992  
(18 attempts)  
22 vs. NY Jets, Nov. 14, 1965  
(23 attempts)

**MOST TOUCHDOWNS**

Season—

30 1978  
24 1976  
23 1981  
21 1974  
19 1983, 1980

Game—

4 Accomplished 6 times. Most recent:  
vs. San Diego, Oct. 16, 1983

**FEWEST TOUCHDOWNS**

Season—

3 1982 (9 games)  
4 1990  
6 1992  
7 1971  
8 1968, 1965



## PASSING

## MOST ATTEMPTS

Season—

699 1994  
**686 1995**  
 610 1989  
 557 1986  
 556 1993  
 514 1990

Game—

70 vs. Minnesota, Nov. 13, 1994  
**60 at Pittsburgh, Dec. 16, 1995**  
**59 vs. Denver, Oct. 8, 1995**  
 vs. New Orleans, Nov. 12, 1989  
 56 at Pittsburgh, Dec. 17, 1989  
 55 vs. LA Raiders, Oct. 9, 1994

## FEWEST ATTEMPTS

Season—

187 1982 (9 games)  
 305 1977  
 309 1976  
 330 1971  
 338 1969

Game—

5 vs. Miami, Dec. 12, 1982 (2 comps.)  
 9 vs. Miami, Nov. 9, 1969 (2 comps.)  
 10 Three times, Most recent:  
 vs. Seattle, Dec. 4, 1988 (5 comps.)  
 11 vs. Indianapolis, Dec. 26, 1993 (9 comps.)  
 vs. Oakland, Oct. 30, 1966 (4 comps.)  
 12 vs. Buffalo, Oct. 20, 1968 (4 comps.)

## MOST COMPLETIONS

Season—

405 1994  
**351 1995**  
 340 1986  
 302 1989  
 292 1984

Game—

45 vs. Minnesota, Nov. 13, 1994  
**39 at Pittsburgh, Dec. 16, 1995**  
 36 at LA Rams, Nov. 16, 1986  
 34 vs. Philadelphia, Nov. 29, 1987  
 32 at Miami, Sept. 4, 1994

## FEWEST COMPLETIONS

Season—

93 1982 (9 games)  
 146 1976  
 159 1971  
 160 1977, 1968  
 162 1969

Game—

2 vs. Miami, Nov. 9, 1969 (9 att.)  
 vs. Miami, Dec. 12, 1982 (5 att.)  
**3 vs. New Orleans, Dec. 4, 1983 (10 att.)**  
**4 Four times, Most recent: vs.**  
 Buffalo, Oct. 11, 1987  
**5 Seven times, Most recent: at**  
 Buffalo, Oct. 23, 1988  
**6 Seven times, Most recent: vs. N.Y.**  
 Jets, Sept. 19, 1982

## MOST NET YARDS

Season—

4,444 1994  
 3,954 1986  
**3,591 1995**  
 3,285 1993  
 3,231 1984  
 3,218 1979

Game—

426 vs. Minnesota, Nov. 13, 1994  
 421 at Miami, Sept. 4, 1994  
 405 vs. Oakland, Oct. 16, 1964  
 386 vs. Seattle, Sept. 21, 1986  
 383 vs. NY Jets, Oct. 12, 1986

## FEWEST NET YARDS

Season—

1347 1982 (9 games)  
 1586 1970  
 1746 1976  
 1765 1968  
 1887 1971

Game—

4 vs. NY Jets, Sept. 19, 1982  
 13 vs. Miami, Dec. 12, 1982  
 15 at Atlanta, Nov. 29, 1992  
 16 vs. New Orleans, Dec. 4, 1983  
 at Miami, Dec. 8, 1968

## MOST TOUCHDOWNS

Season—

31 1964  
 30 1979  
 29 1986, 1961  
 27 1980  
 26 1984

Game—

6 vs. NY Jets, Sept. 9, 1979  
 5 Many times, Most recent:  
 at Buffalo, Nov. 15, 1964

## FEWEST TOUCHDOWNS

Season—

7 1970  
 10 1972  
 11 1991  
 12 1988, 1982  
 13 1992, 1973

## MOST HAD INTERCEPTED

Season—

34 1981  
 33 1968  
 32 1967  
 29 1965, 1963  
 28 1988, 1975, 1972, 1970

Game—

6 at Denver, Sept. 3, 1967  
 vs. Buffalo, Dec. 9, 1967  
 at Kansas City, Oct. 11, 1970  
 at San Francisco, Nov. 30, 1980

## FEWEST HAD INTERCEPTED

Season—

9 1982 (9 games)  
 13 1986, 1962  
 14 1984  
**16 1995**  
 1991  
 17 1973

## SACKS ALLOWED, MOST (ALLOWED BY N.E. OFFENSE)

Season—

66 1984 (454 yards)  
 65 1992 (458 yards)  
 63 1991 (436 yards)  
 58 1990 (443 yards)  
 49 1979 (382 yards)

Game—

10 at Dallas, Nov. 22, 1984 (57 yds)

## SACKS ALLOWED, FEWEST (ALLOWED BY N.E. OFFENSE)

Season—

14 1977 (155 yards)  
 15 1982 (9 games-134 yards)  
 19 1976 (164 yards)  
 21 1974 (174 yards)  
 22 1994 (139 yards)  
 23 1993 (127 yards)  
 1988 (160 yds), 1962 (164 yds)

Game—

0 Accomplished 59 times,  
 Most recent: at NY Jets, Nov. 5, 1995



## PUNTING

**MOST PUNTS**

Season—

- 103 1992
- 96 1968
- 92 1990, 1986, 1985, 1984
- 91 1988
- 89 1987

Game—

- 11 Four times, Most recent:  
vs. New Orleans, Nov. 8, 1992
- 10 Six times, Most recent: vs.  
Indianapolis, Dec. 6, 1992

**FEWEST PUNTS**

Season—

- 49 1982 (9 games)
- 61 1973, 1978
- 63 1980
- 64 1961
- 65 1967

Game—

- 0 3 times, Most recent:  
vs. Houston, Nov. 12, 1978
- 1 10 times, Most recent:  
at Cincinnati, Sept. 18, 1994

**MOST YARDS**

Season—

- 4,212 1992
- 3,953 1985
- 3,904 1984
- 3,831 1968
- 3,752 1990

Game—

- 514 at Chicago, Sept. 15, 1985
- 479 at Dallas, Nov. 22, 1984
- 436 at Oakland, Nov. 1, 1981  
at Oakland, Oct. 6, 1968

**FEWEST YARDS**

Season—

- 2,137 1978
- 2,140 1982 (9 games)
- 2,297 1973
- 2,392 1980 & 1989
- 2,354 1977

Game—

- 0 3 times, Most recent:  
vs. Houston, Nov. 12, 1978

**HIGHEST AVG.**

Season—

- 44.6 1983
- 43.7 1982
- 42.9 1985
- 42.4 1984
- 41.5 1961
- 41.2 1994

Game (4 Punts Min.)—

- 54.3 at Detroit, Sept. 25, 1994
- 51.2 at Buffalo, Nov. 3, 1991 (5)
- 50.8 at Miami, Sept. 11, 1983 (4)
- 50.8 vs. Cincinnati, Dec. 1, 1968 (4)

**LOWEST AVG.**

Season—

- 34.6 1977
- 35.0 1978

## PUNT RETURNS

**MOST**

Season—

- 60 1980
- 51 1993
- 48 1984
- 1976
- 47 1978
- 46 1994

Game—

- 10 at Pittsburgh, Dec. 5, 1993
- 7 vs. NY Jets, Dec. 12, 1995  
at Dallas, Nov. 22, 1984  
vs. Houston, Nov. 5, 1967
- 6 Accomplished 12 times,  
Most recent: at NY Jets, Nov. 5,  
1995

**FEWEST RETURNS**

Season—

- 16 1982
- 17 1972
- 23 1969
- 24 1966
- 25 1987

**MOST YARDS**

Season—

- 628 1976
- 533 1974
- 530 1985
- 520 1978
- 513 1980

Game—

- 167 vs. Buffalo, Nov. 7, 1976
- 139 at Buffalo, Nov. 20, 1977

**FEWEST YARDS**

Season—

- 37 1972
- 134 1990
- 138 1962
- 139 1982
- 143 1966

**HIGHEST AVG.**

Season—

- 13.3 1974
- 13.1 1976
- 13.0 1961
- 12.6 1985
- 10.5 1988

**LOWEST AVG.**

Season—

- 2.2 1972
- 4.6 1990
- 5.3 1968 & 1962
- 5.6 1965
- 5.8 1971

**MOST TOUCHDOWNS**

Season—

- 2 1985, 1976

Game—

- 1 vs. Atlanta, Nov. 2, 1986  
vs. Indianapolis, Nov. 10, 1985  
at Buffalo, Sept. 22, 1985  
vs. NY Jets, Nov. 2, 1980  
vs. Baltimore, Nov. 18, 1979  
vs. Denver, Nov. 28, 1976  
vs. Buffalo, Nov. 7, 1976



## KICKOFF RETURNS

**MOST**

Season—

77 1990

75 1995

73 1967

71 1968

69 1989

Game—

10 vs. Buffalo, Dec. 9, 1967

9 at Dallas, Oct. 24, 1971

vs. NY Jets, Sept. 22, 1968

vs. Oakland, Oct. 16, 1964

**FEWEST**

Season—

28 1982 (9 games)

39 1977

46 1976

47 1993

48 1987

49 1961

Game—

0 vs. Cincinnati, Dec. 12, 1993

at Buffalo, Dec. 20, 1987

vs. Seattle, Oct. 9, 1977

at Denver, Sept. 14, 1969

**MOST YARDS**

Season—

1,691 1995

1,520 1975

1,462 1989

1,442 1968

1,421 1960

Game—

245 at Dallas, Oct. 24, 1971

230 at Baltimore, Dec. 21, 1975

178 at NY Jets, Oct. 2, 1977

175 vs. NY Jets, Oct. 11, 1969

160 at Baltimore, Dec. 18, 1977

**FEWEST YARDS**

Season—

646 1982 (9 games)

819 1993

901 1987 (15 games)

1,051 1977

1,087 1976

Game—

0 at Buffalo, Dec. 20, 1987

vs. Seattle, Oct. 9, 1977

at Denver, Sept. 14, 1969

**HIGHEST AVG.**

Season—

26.9 1977

24.1 1973

23.7 1960

23.6 1976

23.5 1972

**LOWEST AVG.**

Season—

17.4 1993

17.8 1994

18.1 1990

18.3 1981

18.8 1987 &amp; 1979

**MOST TOUCHDOWNS**

Season—

3 1977

2 1961

1 1992, 1991, 1988, 1982, 1980,

1975, 1973, 1962

Game—

1 13 times, Most recent: At

Cincinnati, Dec. 20, 1992

## PENALTIES

**MOST**

Season—

114 1985

112 1977

111 1992

102 1976

99 1990 &amp; 1979

Game—

14 at N.Y. Jets, Dec. 23, 1990

at Indianapolis, Dec. 1, 1985

at Cincinnati, Oct. 15, 1978

at Denver, Dec. 1, 1991

13 vs. Kansas City, Sept. 18, 1977

**FEWEST**

Season—

50 1973

52 1962

53 1982 (9 games) &amp; 1964

58 1965

59 1967

Game—

1 12 times, Most recent: vs. Buffalo,

Oct. 23, 1995

**MOST YARDS**

Season—

1,051 1992

931 1977

914 1976

864 1979

852 1978

Game—

139 vs. Buffalo, Nov. 6, 1983

134 at Cincinnati, Dec. 20, 1992

125 vs. NY Jets, Oct. 29, 1978

at Cincinnati, Oct. 15, 1978

**FEWEST YARDS**

Season—

412 1982 (9 games)

456 1962

467 1964

506 1987

509 1989

Game—

5 Seven times, Most recent vs.

Buffalo, Oct. 23, 1995



## FUMBLES

**MOST**

Season—

51 1973

47 1983

43 1975

42 1992

37 1967 &amp; 1962

Game—

8 vs. Baltimore, Oct. 7, 1973

6 7 times, Most recent: vs. Miami, Dec. 15, 1974

**FEWEST**

Season—

15 1969

16 1982 (9 games)

18 1970

19 1988 &amp; 1980

23 1964

Game—

0 Many times, Most recent: vs. Cleveland, Sept. 3, 1995

**MOST TOTAL RECOVERED**

Season—

43 1983, 1973

37 1985

36 1975

Game—

8 at Pittsburgh, Sept. 26, 1976 (2-6)

7 at LA Rams, Dec. 11, 1983 (1-6)

**FEWEST TOTAL RECOVERED**

Season—

8 1982 (9 games)

15 1988

18 1990

**MOST OWN RECOVERED**

Season—

25 1973

24 1983

Game—

5 at Washington, Oct. 25, 1981  
vs. Baltimore, Oct. 7, 1973**FEWEST OWN RECOVERED**

Season—

5 1970, 1969

8 1982 (9 games), 1971, 1968

**MOST OPPONENTS' RECOVERED**

Season—

27 1976

24 1985

21 1987, 1978

Game—

6 at LA Rams, Dec. 11, 1983

at Pittsburgh, Sept. 26, 1976

5 at New Orleans, Nov. 30, 1986  
vs. Denver, Nov. 6, 1966**FEWEST OPPONENTS' RECOVERED**

Season—

8 1984

9 1993

1965

10 1977, 1962

11 1982 (9 games)

## DEFENSIVE — NET YARDS ALLOWED

**MOST NET YARDS ALLOWED**

Season—

5,827 1981

5,764 1995

5,697 1990

5,644 1989

5,576 1983

Game—

584 vs. Cincinnati, Dec. 7, 1986

552 vs. Miami, Oct. 21, 1984

540 vs. Houston, Oct. 13, 1961

525 at Miami, Sept. 4, 1994

514 at Philadelphia, Nov. 4, 1990

501 vs. Miami, Dec. 3, 1972

**FEWEST NET YARDS ALLOWED**

Season—

2,812 1982 (9 games)

3,834 1963

4,022 1976

4,067 1974

4,072 1971

Game—

65 vs. Seattle, Dec. 4, 1988

86 vs. Baltimore, Oct. 23, 1977

88 vs. Miami, Oct. 12, 1980

94 vs. Indianapolis, Nov. 6, 1992

## SCORING ALLOWED

**MOST POINTS ALLOWED**

Season—

446 1972 &amp; 1990

406 1968

391 1989

389 1967

377 1995

Game—

52 at Miami, Nov. 12, 1972

48 at Philadelphia, Nov. 4, 1990

48 at NY Jets, Oct. 27, 1968

vs. Oakland, Oct. 22, 1967

45 at NY Jets, Sept. 26, 1993

Shutout Game—

52 at Miami, Nov. 12, 1972

34 at Dallas Texans, Dec. 11, 1960

**FEWEST POINTS ALLOWED**

Season—

157 1982 (9 games)

217 1977

236 1976

257 1963

283 1966

Game—

0 16 times, Most recent: vs. Indianapolis, Dec. 26, 1993





## RUSHING ALLOWED

## MOST ATTEMPTS ALLOWED

Season—

644 1981  
565 1990  
560 1973  
555 1975  
549 1983

Game—

58 vs. NY Jets, Oct. 14, 1973  
54 vs. Cleveland, Oct. 4, 1987  
vs. St. Louis, Dec. 2, 1984  
vs. Washington, Sept. 23, 1984  
vs. NY Jets, Oct. 15, 1972

## FEWEST ATTEMPTS ALLOWED

Season—

310 1963  
314 1982 (9 games)  
350 1961  
356 1964  
369 1966

Game—

10 at Oakland, Dec. 9, 1961  
14 at Seattle, Dec. 19, 1982  
15 vs. Houston, Dec. 18, 1965

## MOST YARDS

Season—

2,950 1981  
2,850 1973  
2,717 1972  
2,676 1990  
2,359 1969

Game—

360 vs. Buffalo, Sept. 16, 1973  
349 vs. Buffalo, Dec. 14, 1975

## FEWEST YARDS

Season—

1,041 1961  
1,107 1963  
1,135 1966  
1,143 1964  
1,289 1972

Game-2 at San Diego, Dec. 17, 1961

19 vs. Houston, Nov. 1, 1963

## MOST TOUCHDOWNS

Season—

29 1990  
27 1972  
22 1979, 1968  
21 1960  
20 1988, 1985, 1981, 1870

Game—

6 at NY Jets, Oct. 27, 1968  
5 at Green Bay (Mil.), Oct. 9, 1988

## FEWEST TOUCHDOWNS

Season—

5 1991  
7 1966  
8 1977  
9 1993, 1983, 1982 (nine games),  
1961  
10 1965, 1964

## PASSING ALLOWED

## MOST ATTEMPTS ALLOWED

Season—

565 1991  
549 1995  
545 1994  
530 1964  
525 1985

Game—

63 vs. Minnesota, Oct. 20, 1991  
61 vs. Minnesota, Dec. 16, 1979  
56 vs. NY Jets, Oct. 2, 1966  
vs. Denver, Sept. 21, 1962

## FEWEST ATTEMPTS ALLOWED

Season—

240 1973  
267 1982 (9 games)  
325 1972  
334 1970  
348 1969

Game—

7 at Buffalo, Dec. 9, 1973  
vs. NY Jets, Oct. 14, 1973  
9 vs. NY Jets, Oct. 15, 1972

## MOST COMPLETIONS ALLOWED

Season—

342 1995  
335 1991  
298 1994  
283 1984  
280 1993

Game—

35 vs. Minnesota, Dec. 16, 1979  
vs. Minnesota, Oct. 20, 1991  
34 at Miami, Nov. 12, 1995  
29 at San Francisco, Sept. 17, 1995  
vs. Buffalo, Nov. 7, 1993  
vs. Miami, Nov. 6, 1988  
28 vs. NY Jets, Oct. 2, 1966

## FEWEST COMPLETIONS ALLOWED

Season—

134 1973  
142 1982 (9 games)  
170 1971  
174 1972  
177 1970

Game—

1 vs. NY Jets, Oct. 14, 1973  
2 at Buffalo, Dec. 9, 1973

## MOST NET YARDS ALLOWED

Season—

3,886 1995  
3,852 1991  
3,737 1994  
3,666 1989  
3,356 1966

Game—

467 vs. Minnesota, Dec. 16, 1979  
456 at Miami, Sept. 4, 1994

## FEWEST NET YARDS ALLOWED

Season—

1,338 1973  
1,519 1982 (9 games)  
2,033 1977  
2,154 1971  
2,175 1976

Game—

0 vs. NY Jets, Oct. 14, 1973  
8 vs. NY Jets, Oct. 10, 1971

## MOST TOUCHDOWNS ALLOWED

Season—

29 1995  
28 1967, 1980  
27 1961, 1989  
26 1966  
25 1991, 1984



## Game—

- 5 vs. Oakland, Oct. 22, 1967  
vs. Kansas City, Sept. 25, 1966

**FEWEST TOUCHDOWNS ALLOWED**

## Season—

- 9 1982 (9 games)  
11 1973  
13 1988, 1979  
14 1985  
15 1986

**SACKS, MOST RECORDED  
(BY N.E. DEFENSE)**

## Season—

- 58 1977 (471 yards), NFL leaders  
57 1979 (512 yards), NFL leaders  
56 1963 (626 yards)  
55 1984 (452 yards)  
51 1985 (334 yards)

## Game—

- 10 at Oakland, Sept. 22, 1963 (100 yards)  
9 at Houston, Dec. 8, 1963 (100 yards)  
vs. NY Jets, Sept. 9, 1979 (86 yards)  
vs. Denver, Nov. 28, 1976 (59 yards)

**SACKS, FEWEST RECORDED  
(BY N.E. DEFENSE)**

## Season—

- 15 1972 (101 yards)  
20 1982 (9 games-134 yards), 1981  
(175 yards)  
1992 (114 yards)  
22 1969 (159 yards)  
1966 (209 yards)

## Game—

- 0 Accomplished 75 times,  
Most recent: vs. New Orleans, Dec. 3,  
1995

**FIRST DOWNS ALLOWED****MOST TOTAL ALLOWED**

## Season—

- 328 1981  
326 1983  
312 1991  
311 1984  
308 1995

## Game—

- 33 vs. Miami, Oct. 21, 1984  
30 at Pittsburgh, Sept. 25, 1983  
vs. NY Jets, Sept. 19, 1982  
vs. Minnesota, Dec. 16, 1979

**FEWEST TOTAL ALLOWED**

## Season—

- 185 1982 (9 games)  
215 1977, 1973  
219 1967  
220 1962  
222 1963

## Game—

- 2 vs. Seattle, Dec. 4, 1988  
5 at Chicago, Oct. 14, 1979  
vs. Indianapolis, Nov. 11, 1990

**MOST RUSHING**

## Season—

- 160 1981  
151 1990  
144 1972  
142 1969, 1973  
129 1983

## Game—

- 20 vs. NY Jets, Sept. 19, 1982  
19 vs. Buffalo, Dec. 14, 1975  
vs. NY Jets, Oct. 15, 1972

**FEWEST RUSHING**

## Season—

- 59 1963  
61 1967  
63 1964  
68 1966, 1962  
72 1961

## Game—

- 0 6 times, Most recent: vs.  
Indianapolis, Nov. 11, 1990

**MOST PASSING**

## Season—

- 199 1991  
182 1984  
176 1989  
173 1994  
172 1983

## Game—

- 20 at San Francisco, Oct. 22, 1989  
18 vs. Buffalo, Nov. 7, 1993  
at Denver, Nov. 4, 1984  
vs. San Diego, Oct. 16, 1983  
vs. San Francisco, Oct. 2, 1983  
17 6 times, Most recent: vs. Miami,  
Nov. 6, 1988

**FEWEST PASSING**

## Season—

- 67 1973  
88 1982 (9 games)  
105 1970  
111 1971, 1977  
115 1969

## Game—

- 1 vs. NY Jets, Oct. 14, 1973  
2 Accomplished 9 times,  
Most recent: vs. Seattle, Dec. 4,  
1988

**MOST PENALTY**

## Season—

- 31 1992  
28 1968  
25 1983  
24 1985, 1960  
22 1987, 1976, 1970, 1966

## Game—

- 7 at Oakland, Oct. 6, 1968  
6 at NY Jets, Oct. 27, 1968

**FEWEST PENALTY**

## Season—

- 6 1973  
10 1982 (9 games)  
11 1993, 1974, 1980  
13 1965  
15 1988, 1986, 1978, 1964

## Game—

- 0 Many times, Most recent: vs. New  
Orleans, Dec. 3, 1995



## INTERCEPTIONS BY PATRIOTS

**MOST**

Season—

- 31 1964
- 29 1963
- 25 1962, 1960
- 24 1980, 1974
- 23 1985, 1976, 1968
- 22 1994

Game—

- 7 at NY Jets, Nov. 21, 1976
- 6 vs. NY Jets, Sept. 27, 1964
- vs. Houston, Nov. 1, 1963

Game—

- 204 vs. Houston, Nov. 1, 1963
- 145 at NY Jets, Nov. 21, 1976

**FEWEST YARDS**

Season—

- 99 1991
- 105 1973
- 118 1989
- 122 1993
- 143 1995
- 165 1975

**FEWEST**

Season—

- 8 1970
- 10 1972
- 12 1991, 1982
- 13 1993, 1975, 1973
- 14 1992, 1990

**MOST TOUCHDOWNS**

Season—

- 3 1992, 1976, 1963, 1962
- 2 1987, 1974, 1971, 1967, 1961

Game—

- 2 at Indianapolis, Nov. 15, 1992
- at NY Jets, Nov. 21, 1976
- vs. Houston, Nov. 1, 1963

**MOST YARDS**

Season—

- 645 1963
- 505 1976
- 427 1985, 1964
- 365 1962
- 358 1978

**FEWEST TOUCHDOWNS**

Season—

- 0 1995, 1993, 1991, 1990, 1988, 1984, 1981, 1977, 1973, 1972, 1970, 1966, 1965, 1960
- 1 1994, 1989, 1986, 1985, 1983, 1982, 1980, 1979, 1978, 1975, 1969, 1968, 1964

## ALL-TIME PATRIOTS SACK LEADERS



**A**ndre Tippett retired following the 1993 season as the Patriots' all-time leading sack artist with 100 career sacks. That total ranks seventh in NFL history (sacks became an official NFL statistic in 1982). Below is a list of the top 25 sack leaders in the history of the franchise.

Player	Sacks	Career Years
Andre Tippett .....	100.0	1982-88, 90-93
Julius Adams .....	79.5	1971-77, 79-85, 87
Tony McGee .....	72.5	1974-81
Ray Hamilton .....	54.0	1973-81
Larry Eisenhower .....	45.5	1961-69
Brent Williams .....	43.5	1986-93
Houston Antwine .....	39.0	1961-71
Garin Veris .....	36.0	1985-88, 90-91
Richard Bishop .....	32.5	1976-81
Don Blackmon .....	29.5	1981-87
Jim Lee Hunt .....	29.0	1960-71
Bob Dee .....	27.5	1960-67
<b>Chris Slade .....</b>	<b>22.5</b>	<b>1993-95</b>
Rod Shoate .....	22.5	1975-81
Steve Nelson .....	20.0	1974-81
Mel Lunsford .....	19.5	1973-80
Nick Buoniconti .....	18.0	1962-68
Vincent Brown .....	16.5	1988-95
Ken Sims .....	16.0	1982-89
<b>Willie McGinest .....</b>	<b>15.5</b>	<b>1994-95</b>
Toby Williams .....	15.5	1983-88
Tom Addison .....	15.0	1960-70
Jack Rudolph .....	14.5	1960-65
Ron Berger .....	14.0	1969-72
Mike Hawkins .....	12.5	1978-81

# Playoffs





## PLAYOFF TIE BREAKERS

### Tie-Breaking Procedures

The following procedures will be used to break standings ties for postseason playoffs and to determine regular-season schedules.

#### To Break a Tie Within a Division

If, at the end of the regular season, two or more clubs in the same division finish with identical won-lost-tied percentages, the following steps will be taken until a champion is determined.

##### Two Clubs

1. Head-to-head (best won-lost-tied percentage in games between the clubs).
2. Best won-lost-tied percentage in games played within the division.
3. Best won-lost-tied percentage in games played within the conference.
4. Best won-lost-tied percentage in common games, if applicable.
5. Best net points in division games.
6. Best net points in all games.
7. Strength of schedule.
8. Best net touchdowns in all games.
9. Coin toss.

##### Three or More Clubs

(Note: If two clubs remain tied after a third club is eliminated during any step, the tiebreaker reverts back to step 1 of the two-club format).

(Note: If one team wins multiple-team tiebreaker to advance to playoff round, remaining teams revert to step 1 of applicable two-club format, i.e., either in division tiebreaker or Wild Card tiebreaker. If two teams in a multiple-team tie possess superior marks in a tiebreaking step, this pair of teams revert to top of applicable two-club format to break tie. One team advances to playoff round, while other returns to original group and step 1 of applicable tiebreaker).

1. Head-to-head (best won-lost-tied percentage in games among the clubs).
2. Best won-lost-tied percentage in games played within the division.
3. Best won-lost-tied percentage in games played within the conference.
4. Best won-lost-tied percentage in common games.
5. Best net points in division games.
6. Best net points in all games.
7. Strength of schedule.
8. Best net touchdowns in all games.
9. Coin toss.

#### To Break a Tie for the Wild Card Team

If it is necessary to break ties to determine the three Wild Card clubs from each conference, the following steps will be taken.

1. If the tied clubs are from the same division, apply division tiebreaker.
2. If the tied clubs are from different divisions, apply the following steps.

##### Two Clubs

1. Head-to-head, if applicable.
2. Best won-lost-tied percentage in games played within the conference.
3. Best won-lost-tied percentage in common games, minimum of four.
4. Best average net points in conference games.
5. Best net points in all games.
6. Strength of schedule.
7. Best net touchdowns in all games.
8. Coin toss.





## LAST TIME IT HAPPENED – PLAYOFFS

### TEAM

#### At Least 400 total yards:

By Opponent: 441, at Denver Jan. 4, 1987 (188R - 253P)

#### At Least 200 yards rushing:

By Patriots: 255, at Miami, Jan. 12, 1986

By Opponent: 214, at Miami, Jan. 8, 1983

#### At Least 300 yards rushing:

By Opponent: 318, at San Diego, Jan. 5, 1964, AFL Championship

#### At Least 300 NET Yards Passing:

By Patriots: 300, vs. Buffalo, Dec. 28, 1963

By Opponent: 301, vs. Buffalo, Dec. 28, 1963

### INDIVIDUAL OFFENSE

#### 100-Yard Rushing Game:

By Patriots: Craig James at Miami, Jan. 12, 1986 (22-105-0)

By Opponent: Sammy Winder, at Denver, Jan. 4, 1987 (9-102-0)

#### 200-Yard Rushing Game:

By Opponent: Keith Lincoln, at San Diego, Jan. 5, 1965, AFL Champ. (13-206)

#### 100-Yard Receiving Game:

By Patriots: Stanley Morgan at Denver, Jan. 4, 1987 (3-100-2)

By Opponent: Mark Jackson at Cleveland, Jan. 1, 1995 (6-122-0)

#### Two-100 Yard Receivers in One Game:

By Patriots: Larry Garron(4-120) & Gino Cappelletti(4-129) vs. Buffalo, Dec. 28, 1963

#### 250-Yard Passing Game:

By Patriots: Babe Parilli, at Buffalo, Dec. 28, 1963 (300 yards)

By Opponent: Vinnie Testaverde, at Cleveland, Jan. 1, 1995 (268 yards)

#### 300-Yard Passing Game:

By Patriots: Babe Parilli at Buffalo, Dec. 28, 1963 (300 yards)

#### 3 Touchdown Passing Game:

By Patriots: Tony Eason at Miami, Jan. 12, 1986

By Opponent: Dan Pastorini vs. Houston, Dec. 31, 1978

### INDIVIDUAL DEFENSE

#### Interception Return for a Touchdown:

By Opponent: Reggie Phillips, vs Chicago, Jan. 26, 1986, SB XX (28 yards)

#### Fumble Return for a Touchdown:

By Patriots: Johnny Rembert at N.Y. Jets, Dec. 28, 1985 (15 yards)

#### Fumble Recovered in End Zone for a Touchdown:

By Patriots: Jim Bowman at L.A. Raiders, Jan. 5, 1986

#### Safety:

By Opponent: Rulon Jones, at Denver, Jan. 4, 1987 (sacked Tony Eason)

#### At least THREE Sacks:

By Patriots: Garin Veris, vs. NY Jets, Dec. 28, 1985

#### At least TWO Interceptions:

By Patriots: Ronnie Lippett, at LA Raiders, Jan. 5, 1986

### INDIVIDUAL SPECIAL TEAMS

#### Blocked Punt:

By Opponent: Greg Townsend at LA Raiders, Jan. 5, 1986 (Rich Camarillo att.)

#### Missed Extra Point:

By Opponent: George Blair (dropped snap), vs. S.D., Jan. 5, 1964, AFL Champ.

#### Fake Punt:

By Patriots: Pat O'Neill 21-yard pass to Corwin Brown, Jan. 1, 1995

#### Blocked Field Goal Attempt:

By Patriots: Troy Barnett, at Cleveland, Jan. 1, 1995 (Matt Stover att.)

#### 3 Field Goals in a Game:

By Patriots: Tony Franklin at N.Y. Jets, Dec. 28, 1985 (4)

By Opponent: Kevin Butler vs. Chicago, Jan. 26, 1986

#### 4 Field Goals in a Game:

By Patriots: Tony Franklin at N.Y. Jets, Dec. 28, 1985



## PLAYOFF TIE BREAKERS

### Tie-Breaking Procedures

The following procedures will be used to break standings ties for postseason playoffs and to determine regular-season schedules.

#### To Break a Tie Within a Division

If, at the end of the regular season, two or more clubs in the same division finish with identical won-lost-tied percentages, the following steps will be taken until a champion is determined.

##### Two Clubs

1. Head-to-head (best won-lost-tied percentage in games between the clubs).
2. Best won-lost-tied percentage in games played within the division.
3. Best won-lost-tied percentage in games played within the conference.
4. Best won-lost-tied percentage in common games, if applicable.
5. Best net points in division games.
6. Best net points in all games.
7. Strength of schedule.
8. Best net touchdowns in all games.
9. Coin toss.

##### Three or More Clubs

(Note: If two clubs remain tied after a third club is eliminated during any step, the tiebreaker reverts back to step 1 of the two-club format).

(Note: If one team wins multiple-team tiebreaker to advance to playoff round remaining teams revert to step 1 of applicable two-club format, i.e., either in division tiebreaker or Wild Card tiebreaker. If two teams in a multiple-team tie possess superior marks in a tiebreaking step, this pair of teams revert to top of applicable two-club format to break tie. One team advances to playoff round while other returns to original group and step 1 of applicable tiebreaker).

1. Head-to-head (best won-lost-tied percentage in games among the clubs).
2. Best won-lost-tied percentage in games played within the division.
3. Best won-lost-tied percentage in games played within the conference.
4. Best won-lost-tied percentage in common games.
5. Best net points in division games.
6. Best net points in all games.
7. Strength of schedule.
8. Best net touchdowns in all games.
9. Coin toss.

#### To Break a Tie for the Wild Card Team

If it is necessary to break ties to determine the three Wild Card clubs from each conference, the following steps will be taken.

1. If the tied clubs are from the same division, apply division tiebreaker.
2. If the tied clubs are from different divisions, apply the following steps.

##### Two Clubs

1. Head-to-head, if applicable.
2. Best won-lost-tied percentage in games played within the conference.
3. Best won-lost-tied percentage in common games, minimum of four.
4. Best average net points in conference games.
5. Best net points in all games.
6. Strength of schedule.
7. Best net touchdowns in all games.
8. Coin toss.



## LAST TIME IT HAPPENED – PLAYOFFS

### TEAM

#### At Least 400 total yards:

By Opponent: 441, at Denver Jan. 4, 1987 (188R - 253P)

#### At Least 200 yards rushing:

By Patriots: 255, at Miami, Jan. 12, 1986

By Opponent: 214, at Miami, Jan. 8, 1983

#### At Least 300 yards rushing:

By Opponent: 318, at San Diego, Jan. 5, 1964, AFL Championship

#### At Least 300 NET Yards Passing:

By Patriots: 300, vs. Buffalo, Dec. 28, 1963

By Opponent: 301, vs. Buffalo, Dec. 28, 1963

### INDIVIDUAL OFFENSE

#### 100-Yard Rushing Game:

By Patriots: Craig James at Miami, Jan. 12, 1986 (22-105-0)

By Opponent: Sammy Winder, at Denver, Jan. 4, 1987 (9-102-0)

#### 200-Yard Rushing Game:

By Opponent: Keith Lincoln, at San Diego, Jan. 5, 1965, AFL Champ. (13-206)

#### 100-Yard Receiving Game:

By Patriots: Stanley Morgan at Denver, Jan. 4, 1987 (3-100-2)

By Opponent: Mark Jackson at Cleveland, Jan. 1, 1995 (6-122-0)

#### Two-100 Yard Receivers in One Game:

By Patriots: Larry Garron(4-120) & Gino Cappelletti(4-129) vs. Buffalo, Dec. 28, 1963

#### 250-Yard Passing Game:

By Patriots: Babe Parilli, at Buffalo, Dec. 28, 1963 (300 yards)

By Opponent: Vinnie Testaverde, at Cleveland, Jan. 1, 1995 (268 yards)

#### 300-Yard Passing Game:

By Patriots: Babe Parilli at Buffalo, Dec. 28, 1963 (300 yards)

#### 3 Touchdown Passing Game:

By Patriots: Tony Eason at Miami, Jan. 12, 1986

By Opponent: Dan Pastorini vs. Houston, Dec. 31, 1978

### INDIVIDUAL DEFENSE

#### Interception Return for a Touchdown:

By Opponent: Reggie Phillips, vs Chicago, Jan. 26, 1986, SB XX (28 yards)

#### Fumble Return for a Touchdown:

By Patriots: Johnny Rembert at N.Y. Jets, Dec. 28, 1985 (15 yards)

#### Fumble Recovered in End Zone for a Touchdown:

By Patriots: Jim Bowman at L.A. Raiders, Jan. 5, 1986

#### Safety:

By Opponent: Rulon Jones, at Denver, Jan. 4, 1987 (sacked Tony Eason)

#### At least THREE Sacks:

By Patriots: Garin Veris, vs. NY Jets, Dec. 28, 1985

#### At least TWO Interceptions:

By Patriots: Ronnie Lippett, at LA Raiders, Jan. 5, 1986

### INDIVIDUAL SPECIAL TEAMS

#### Blocked Punt:

By Opponent: Greg Townsend at LA Raiders, Jan. 5, 1986 (Rich Camarillo att.)

#### Missed Extra Point:

By Opponent: George Blair (dropped snap), vs. S.D., Jan. 5, 1964, AFL Champ.

#### Fake Punt:

By Patriots: Pat O'Neill 21-yard pass to Corwin Brown, Jan. 1, 1995

#### Blocked Field Goal Attempt:

By Patriots: Troy Barnett, at Cleveland, Jan. 1, 1995 (Matt Stover att.)

#### 3 Field Goals in a Game:

By Patriots: Tony Franklin at N.Y. Jets, Dec. 28, 1985 (4)

By Opponent: Kevin Butler vs. Chicago, Jan. 26, 1986

#### 4 Field Goals in a Game:

By Patriots: Tony Franklin at N.Y. Jets, Dec. 28, 1985



## PATRIOTS INDIVIDUAL PLAYOFF RECORDS

**YARDS RUSHING**

- 105 Craig James at Miami, 1-12-86
- 104 Craig James at L.A. Raiders, 1-5-86
- 87 Robert Weathers at Miami, 1-12-86
- 68 Sam Cunningham at Oak., 12-18-76

**RUSHING ATTEMPTS**

- 23 Craig James at LA Raiders, 1-5-86
- 22 Craig James at Miami, 1-12-86
- Craig James at NY Jets, 12-28-85
- 20 Sam Cunningham at Oak., 12-18-76

**TDs RUSHING**

- 1 Andy Johnson at Oak., 12-18-76
- Larry Garron at San Diego, 1-5-84
- Jess Philips at Oakland, 12-18-76
- Craig James at LA Raiders, 1-5-86
- Mosi Tatupu at Miami, 1-12-86

**LONGEST TD RUSH**

- 7 Larry Garron at San Diego, 1-5-84
- 3 Jess Philips at Oakland, 12-18-76
- 2 Craig James at LA Raiders, 1-5-86

**LONGEST RUSH**

- 45 Robert Weathers at Miami, 1-12-86
- 23 Tony Collins at Denver, 1-4-87
- 22 Sam Cunningham at Oak, 12-18-76
- Mosi Tatupu at Miami, 1-12-86

**YARDS PASSING**

- 300 Babe Parilli at Buf., 12-28-63
- 235 Drew Bledsoe at Clev., 1-1-95
- 189 Babe Parilli at S.D., 1-5-64
- Steve Grogan at Miami, 1-8-83

**PASSING ATTEMPTS**

- 50 Drew Bledsoe at Clev., 1-1-95
- 35 Babe Parilli at Buffalo, 12-28-63
- 30 Steve Grogan vs. Chi., 1-26-86
- Steve Grogan at Miami, 1-8-83

**PASSING COMPLETIONS**

- 21 Drew Bledsoe at Clev., 1-1-95
- 17 Steve Grogan vs. Chi., 1-26-86
- 16 Steve Grogan at Miami, 1-8-83

**TDs PASSING**

- 3 Tony Eason at Miami, 1-12-86
- 2 Tony Eason at Denver, 1-4-87
- 2 Babe Parilli at Buf., 12-28-63

**YARDS RECEIVING**

- 129 Gino Cappelletti at Buffalo, 12-28-63 (4 Rec.)
- 120 Larry Garron at Buffalo, 12-28-63 (4)
- 101 Russ Francis vs. Houston, 12-31-78 (8)
- 100 Stanley Morgan at Denver, 1-4-87 (3)

**RECEPTIONS**

- 8 Russ Francis vs. Hou., 12-31-78
- 7 Stanley Morgan vs. Chi., 1-26-86
- Don Hasselbeck at Mia., 1-8-83

**TD RECEPTIONS**

- 2 Larry Garron at Buf., 12-28-63
- Stanley Morgan at Den., 1-4-87
- 1 Accomplished 11 times.
- Most Recent:
- Leroy Thompson at Clev., 1-1-95

**LONGEST RECEPTION**

- 59t Larry Garron from Babe Parilli at Buffalo, 12-28-63
- 45t Stanley Morgan from Tony Eason at Denver, 1-4-87
- 39 Irving Frvar from Tony Eason at NY Jets, 12-28-85
- 36t Stanley Morgan from Tony Eason at NY Jets, 12-28-85
- 36t Stanley Morgan from Tony Eason at Denver, 1-4-87

**LONGEST INTERCEPTION RETURN**

- 26 Fred Marion at NYJ, 12-28-85
- 22 Fred Marion at L.A. Rai., 1-5-86
- 21 Fred Marion at Miami, 1-12-86

**LONGEST PUNT**

- 68 Tom Yewcic at S.D., 1-5-64
- 62 Rich Camarillo vs. Chi., 1-26-86

**MOST PUNTS**

- 9 Rich Camarillo at Denver, 1-4-87 (50.2 avg.)
- 7 Tom Yewcic at Buffalo, 12-28-63 (32.3)
- 7 Tom Yewcic at San Diego, 1-5-64 (47.0)

**BEST PUNT AVG.**

- 50.2 Rich Camarillo at Den., 1-4-87 (9 kicks)
- 47.0 Tom Yewcic at S.D., 1-5-64 (7)

**LONGEST PUNT RETURN**

- 28 Art Graham at Buf., 12-28-63

**LONGEST KICKOFF RETURN**

- 47 Ray Clayborn vs. Hou., 12-31-78
- 37 Stephen Starring at Mia., 1-12-86

**LONGEST FG**

- 45 Tony Franklin at L.A. Rai., 1-5-86
- 42 John Smith at Miami 1-8-83
- 41 Tony Franklin at NYJ, 12-28-85
- 38 Tony Franklin at Den., 1-4-87

**MOST FGs MADE**

- 4 Tony Franklin at NY Jets, 12-28-85 (33, 41, 20, 26)
- Gino Cappelletti at Buffalo, 12-28-63 (28, 12, 33, 36)
- 2 Matt Bahr at Clev., 1-1-95 (23, 33)
- Tony Franklin at LA Rai., 1-5-86 (45, 32)
- John Smith at Mia., 1-8-83 (23, 42)

**MOST FGs ATTEMPTED**

- 5 Tony Franklin at NYJets, 12-28-85 (33, 41, 20, 41wl, 26)

**MOST POINTS**

- 14 Gino Cappelletti at Buffalo, 12-28-63 (4 FGs, 2 PAT kicks)
- 14 Tony Franklin at NY Jets, 12-28-85 (4 FGs, 2 PAT kicks)
- 12 Stanley Morgan at Denver, 1-4-87 (2 TDs)
- 12 Larry Garron at Buffalo, 12-28-63 (2 TDs)
- 9 Tony Franklin at LA Raiders, 1-5-86 (2 FGs, 3 PAT kicks)



## TEAM PLAYOFF RECORDS

### TOTAL NET YARDS

383 at Buffalo, 12-28-63  
(83 Rush, 300 Pass, 70 Plays)  
344 vs. Hou., 12-31-78  
(174 R, 170 Pa, 72 Pl)  
331 at Oak. 12-18-76  
(164 R, 167 Pa, 73 Pl)  
326 at Miami, 1-12-86  
(255 R, 71 Pa, 71 Pl)  
303 at Cleveland, 1-1-95  
(57R, 246Pa, 68 Pl)

### YARDS RUSHING

255 at Miami, 1-12-86  
174 vs. Houston, 12-31-78  
164 at Oakland, 12-18-76

### RUSHING ATTEMPTS

59 at Miami, 1-12-86  
49 at Oakland, 12-18-76  
at L.A. Raiders, 1-5-86  
39 at NY Jets, 12-28-85

### NO. OF PLAYS

73 at Oak., 12-18-76 (49 Rush, 24 Pass)  
72 vs. Hou., 12-31-78 (54 R, 18 P)  
71 at Miami, 1-12-86 (59 R, 12 P)  
70 at Buf., 12-28-63 (36 R, 34 P)

### RUSHING TDs

1 Many times, Most Recent:  
at Miami, 1-12-86

### YARDS PASSING

300 at Buffalo, 12-28-83  
246 at Cleveland, 1-1-95  
186 at San Diego, 1-5-64  
180 vs. Houston, 12-31-78

### PASS ATTEMPTS

51 at Cleveland, 1-1-95  
37 vs. San Diego, 1-5-64  
36 vs. Chicago, 1-26-86

### PASS COMPLETIONS

22 at Cleveland, 1-1-95  
17 vs. Chicago, 1-26-86  
at San Diego, 1-5-64  
16 at Miami, 1-8-83

### TDs PASSING

3 at Miami, 1-12-86  
2 at Buffalo, 12-28-63  
vs. Houston, 12-31-78  
at Denver, 1-4-87

### TOTAL FIRST DOWNS

23 at Oakland 12-18-76  
21 at Mia., 1-12-86  
20 at Cleveland, 1-1-95

### 3RD DOWN EFFICIENCY

.500 at L.A. Raiders, 1-5-86 (8/16)  
.438 at Miami 1-12-86 (7/16)

### MOST POINTS FOR

31 at Miami 1-12-86 (31-14 win)  
27 at L.A. Rai., 1-5-86 (27-20 win)

### FEWEST POINTS FOR

8 at Buf., 12-28-63 (26-8 w)  
14 at NYJ, 12-28-85 (26-14 w)  
at Miami, 1-28-86 (31-14 w)

### SACKS BY

5 at NY Jets, 12-28-85 (51 yds)  
4 vs. Houston, 12-31-78 (26 yds)  
at Oakland, 12-18-76 (32 yds)

### MOST PUNTS FOR

9 at Denver, 1-4-87 (50.2 avg.)  
7 at Buffalo, 12-28-63 (32.3 avg.)  
at San Diego, 1-5-63 (47.0 avg.)  
6 vs. Chicago, 1-26-86 (43.8)

### FEWEST PUNTS FOR

3 at Oak., 12-18-76 (44.0 avg.)  
4 at Clev., 1-1-95 (42.3 avg.)  
vs. Hou., 12-31-78 (43.3 avg.)

### MOST PENALTY YARDS FOR

92 vs. Hou., 12-31-78 (8 penalties)  
83 at Oakland, 12-18-76 (10 pen.)  
65 at Buffalo, 12-28-63 (7 pen.)

### FEWEST PENALTY YARDS FOR

10 at NY Jets, 12-28-85 (1 pen.)  
15 at Miami, 1-12-86 (2 pen.)  
18 at San Diego, 1-5-64 (1 pen.)  
21 at Cleveland, 1-1-95 (3 pen.)

### MOST PENALTIES VS.

10 at Oakland, 12-18-76 (83 yds)  
8 vs. Hou., 12-31-78 (92 yds)

### FEWEST PENALTIES VS.

1 at NY Jets, 12-28-85 (10 yds)  
at San Diego, 1-5-64 (18 yds)

### MOST FUMBLES FOR

4 vs. Chicago, 1-26-86  
3 at LA Raiders, 1-5-86

### MOST FUMBLES VS.

4 vs. Chicago, 1-26-86  
2 at Miami, 1-12-86  
at L.A. Raiders, 1-5-86





## PLAYOFF HISTORY

1963 AFL DIVISIONAL PLAYOFFS  
PATRIOTS 26, BUFFALO 8

Boston Patriots	10	6	0	10	-26
Buffalo Bills	0	0	8	0	-8

**Buffalo (War Memorial Stadium), Dec. 28, 1963** —This divisional playoff game was one of the first playoff contests in the still infant American Football League's history. QB Babe Parilli and Gino Cappelletti figured in all of the Patriots points as Parilli hit Larry Garron for scoring strikes of 59 and 17 yards, while Cappelletti kicked four FGs (28, 12, 33, and 36) and added two PAT's. Ron Burton provided an inspirational boost for the Patriots as he heroically returned to play just a few weeks after major disc surgery. Buffalo's only highlight of the day was a 93-yard scoring pass from Darryl Lamonica to Elbert Dubenion.

Team	QTR	PLAY
Boston	1	Cappelletti FG 28
Boston	1	Garron 59 pass from Parilli (Cappelletti kick)
Boston	2	Cappelletti FG 12
Boston	2	Cappelletti FG 33
Buffalo	3	Dubenion 93 pass from Lamonica (Tracey Pass from Lamonica)
Boston	4	Garron 17 pass from Parilli (Cappelletti kick)
Boston	4	Cappelletti FG 36

**RUSHING B:** Garron 19-44, Neumann 1-16, Burton 8-12, Crump 5-9.

**BUF:** Gilchrist 8-7, Bass 2-4, Kemp 2 (-4).

**RECEIVING B:** Garron 4-120, Cappelletti 4-129, Burton 3-22.

**BUF:** Dubenion 3-115-1 TD, Ferguson 4-47, Bass 4-45, Rutkowski 3-45.

**PASSING B:** Parilli 35-14-1-300 yards, 2 TDs.

**BUF:** Lamonica 24-9-3-168 yards, 1 TD Kemp 21-10-1-133 yards.

TEAM STATS	BOS	BUF
First Downs	11	3
Rushes-Yards	36-83	12-7
Passing Yards	300	301
Total Yards	383	308
Passes	34-14-1	45-19-4
Punts	7-32.3	8-35.1
Fumbles/Lost	0-0	3-2
Penalties Yds.	7-65	9-100
A—33,044		

1963 AFL CHAMPIONSHIP GAME  
SAN DIEGO 51, PATRIOTS 10

Patriots	7	3	0	0	-10
San Diego	21	10	7	13	-51

**San Diego (Balboa Stadium), Jan. 5, 1964** —Chargers' running back Keith Lincoln turned in a super-human effort, combining for 329 total yards. Injuries to three Patriots starters – star FB Larry Garron (concussion), DL Houston Antwine (back) and Harry Crump (shoulder) – proved disastrous for the Patriots. The favored Chargers coasted to a 51-10 victory over the Boston Patriots. Lincoln rushed for an amazing 206 yards and added 123 more yards in receptions. The Chargers ran up a 31-10 lead at the half, and added 20 more unanswered points in the second half to capture the AFL title.

TEAM	QTR	PLAY
San Diego	1	Rote 2 run (Blair kick)
San Diego	1	Lincoln 67 run (Blair kick)
Boston	1	Garron 7 run (Cappelletti kick)
San Diego	1	Lowe 58 run (Blair kick)
San Diego	2	Blair FG 11
Boston	2	Cappelletti FG 15
San Diego	2	Norton 14 pass from Rote (Blair kick)
San Diego	3	Alworth 48 pass from Rote (Blair kick)
San Diego	4	Lincoln 25 pass from Hadl (pass failed)
San Diego	4	Hadl 1 run (Blair kick)



## PLAYOFF HISTORY

**RUSHING B:** Crump 7-18 Garron 3-15, Lott 3-15, Yewcic 1-14.

**SD:** Lincoln 13-206, Lowe 12-94, Rote 4-15.

**PASSING B:** Parilli 29-14-1-189 yards, Yewcic 8-3-1-39 yards

**SD:** Rote 15-10-0-173 yards, 2 TDs. Hadl 10-6-1-112 yards, 1 TD.

**RECEIVING B:** Cappelletti 2-72, Graham 2-68, Crump 2-28, Colclough 3-26.

**SD:** Alworth 4-77, MacKinnon, 2-52, Norton 2-44.

TEAM STATS	B	SD
First Downs	14	21
Rushes-Yards	16-75	32-318
Passing Yards	186	292
Total Yards	261	610
Passes	37-17-2	26-17-0
Punts	7-47	2-44
Fumbles/Lost	1-0	1-1
Penalties/Yds.	1-18	6-30
A—30,127		

### 1976 AFC DIVISIONAL PLAYOFFS OAKLAND 24, PATRIOTS 21

New England Patriots	7	0	14	0	-21
Oakland Raiders	3	7	0	14	-24

**Oakland (Oakland-Alameda County Coliseum), Dec. 18, 1976**— The surprising Patriots, having finished a complete turnaround with an 11-3 record (3-11 in 1975), traveled to Oakland to meet the Raiders, for their first playoff competition since 1963. The Patriots jumped in front of the Raiders 7-0 on a one-yard run by Andy Johnson, but fell behind at the half 10-7 when Fred Biletnikoff hauled in a 31-yard touchdown pass from Ken Stabler with just 39 seconds remaining in the first half. Steve Grogan engineered scoring drives on the Patriots first two possessions of the third quarter, running the Patriots lead to 21-10. Oakland responded with a score on its first possession of the fourth period, a one-yard run by Mark van Eeghan. With the score at 21-17. Ken Stabler drove the Raiders from their own 32 and scored with only 14 seconds to go. The drive was marred by a controversial roughing the passer call on Ray Hamilton. The Patriots had seemingly stopped the Raiders when a Stabler to Garrett pass on a 3rd and 18 fell incomplete. However, penalty flags were thrown and the Raiders had possession with a first and ten at the Patriot 13. Five plays later Stabler rolled around left end for the winning score and the Patriots dreams of a championship were over.

TEAM	QTR	PLAY
New England	1	A. Johnson 1 run (Smith kick)
Oakland	1	Mann FG 40
Oakland	2	Biletnikoff 31 pass from Stabler (Mann kick)
New England	3	Francis 26 pass from Grogan (Smith kick)
New England	3	J. Phillips 3 run (Smith kick)
Oakland	4	Van Eeghen 1 run (Mann kick)
Oakland	4	Stabler 1 run (Mann kick)

**RUSHING NE:** Cunningham 20-68, Grogan 7-35, Johnson 14-32.

**OAK:** van Eeghan 11-39, C. Davis 7-29, Banaszak 4-8.

**RECEIVING NE:** Francis 4-96-1 TD, Stingley 2-36, Cunningham 2-14.

**OAK:** Biletnikoff 9-137-1 TD, Casper 4-47, Branch 3-32.

**PASSING NE:** Grogan 23-12-1-167 yards, 1 TD.

**OAK:** Stabler 32-19-0-233 yards, 1 TD.

TEAM STATS	NE	Oakland
First Downs	23	20
Rushes-Yards	49-164	24-81
Passing Yards	167	201
Total Yards	331	282
Had QB Sacked	0-0	4-32
Passing	24-12-2	32-19-0
Punts	3-44.0	5-37.8
Fumbles-Lost	1-1	1-1
Penalties-Yds.	10-83	11-93
A—54,037 paid, 53,045 actual		



## PLAYOFF HISTORY

1978 AFC DIVISIONAL PLAYOFF  
HOUSTON 31, PATRIOTS 14

Houston Oilers	0	21	3	7	-31
New England Patriots	0	0	7	7	-14

**Foxboro (Schaefer Stadium), Dec. 31, 1978** —With the AFC East Division title tucked under their belts, the Patriots played host to the Houston Oilers in the first playoff game ever played at then Schaefer Stadium. The Patriots had finished the season at 11-6, but were reeling from the controversy that started when Coach Chuck Fairbanks announced his resignation to accept the head coaching position at Colorado. The game found Fairbanks on the Patriots sidelines, but the last day of 1978 also proved to be the last day of the Patriots '78 season. Dan Pastorini completed 10 of 13 passes for 184 yards in the first half while the Oilers built a 21-0 lead at the intermission. Toni Fritsch added a 30-yard FG before the Patriots rallied with two touchdowns in the second half. A 24-yard option pass from RB Andy Johnson to WR Harold Jackson and a 24-yard scoring strike from sub QB Tom Owen to TE Russ Francis were the only points they could muster. Owen had replaced starter Steve Grogan late in the first half. Trailing 24-14, the Patriots began a late rally. Starting at their own 18, the Patriots started to move but Gregg Bingham picked off an Owen for Morgan pass and returned it to the Patriot 18, killing the drive and setting up an Earl Campbell 2-yard TD run that put the game out of reach.

TEAM	QTR	PLAY
Houston	2	Burrough 71 pass from Pastorini (Fritsch kick)
Houston	2	Barber 19 pass from Pastorini (Fritsch kick)
Houston	2	Barber 13 pass from Pastorini (Fritsch kick)
Houston	3	Fritsch FG 30
New England	3	Jackson 24 pass from Johnson (Smith kick)
New England	4	Francis 24 pass from Owen (Smith kick)
Houston	4	Campbell 2 run (Fritsch kick)

**RUSHING H:** Campbell 27-118-1 TD, Tim Wilson 14-26, Coleman 7-19.

**NE:** Cunningham 10-42, Grogan 1-16, Johnson 6-14.

**RECEIVING H:** Barber 5-83-2 TDs, Burrough 3-91-1 TD, Caster 2-12

**NE:** Francis 8-101-1 TD, Cunningham 3-28, Morgan 2-37.

**PASSING H:** Pastorini 15-21-1-200 yards, 3 TDs

**NE:** Owen 22-12-1-144 yards, 1 TD, Grogan 12-3-2-38 yards, Johnson 1-1-0-24 yards, 1 TD.

TEAM STATS	H	NE
First Downs	21	15
Rushes-Yards	54-174	20-83
Passing Yards	170	180
Total Yards	344	263
Had QB Sacked	3-30	4-26
Passes	15-12-1	35-16-3
Punts	5-34.8	4-43.3
Fumbles/Lost	1-0	2-0
Penalties/Yds	2-25	8-92

A—61,297 paid, 60,881 actual

1982-1983 SUPER BOWL TOURNAMENT  
MIAMI 28, PATRIOTS 13

New England Patriots	0	3	3	7	-13
Miami Dolphins	0	14	7	7	-28

**Miami (Orange Bowl) Jan. 8, 1983** — Finishing seventh in the 14-team AFC field, the Patriots were slated to meet the second-seeded Miami Dolphins in the first round of the 1982-83 Super Bowl XVII Tournament. Before a sellout crowd, the Patriots got on the scoreboard first, taking an early second period 3-0 lead when John Smith kicked a 23-yard FG. The Dolphins were led behind the precision passing of David Woodley (16 of 19, 234 yards, 2 TDs). They scored four touchdowns while the Patriots could only muster another Smith FG (42 yards) through the first three periods. Steve Grogan was limited to only 189 yards passing and was sacked four



## PLAYOFF HISTORY

times. Miami's FB Andra Franklin, the AFC's second leading rusher in regular season play, carried the ball 26 times for 112 yards enabling the Dolphins to control the ball for 35:51 seconds. It was the Patriots first playoff appearance since 1978.

TEAM	QTR	PLAY
New England	2	Smith FG 23
Miami	2	Hardy 2 Pass from Woodley (von Schamann kick)
Miami	2	Franklin 1 run (von Schamann kick)
New England	3	Smith FG 42
Miami	3	Bennett 2 run (von Schamann kick)
Miami	4	Hardy 2 pass from Woodley (von Schamann kick)
New England	4	Hasselbeck 22 pass from Grogan (Smith kick)

**RUSHING NE:** van Eeghen 9-40, Collins 7-35.

**MIA:** Franklin 26-112-1 TD, Nathan 12-71, Woodley 1-16.

**RECEIVING NE:** Hasselbeck 7-87-1 TD, Dawson 4-49, Collins 1-17.

**MIA:** Nathan 5-68, Hardy 3-23-2 TDs, Rose 2-47.

**PASSING NE:** Grogan 30-162-189 yards, 1 TD.

**MIA:** Woodley 19-16-0-246 yards, 2 TDs.

TEAM STATS	NE	MIA
First Downs	14	27
Rushes-Yards	18-77	45-214
Passing Yards	160	234
Total Yards	237	448
Had QB sacked	4-29	2-12
Passes	30-16-2	19-16-0
Punts	5-43.6	1-51.0
Fumbles-Lost	1-1	3-3
Penalties-Yds.	4-27	2-15
Actual: 68, 842 (sold: 73,479)		
TV blackout in effect.		

**1985—AFC WILD CARD**  
**NEW ENGLAND 26, NY JETS 14**

New England Patriots	3	10	10	3	-26
New York Jets	0	7	7	0	-14

**East Rutherford, N.J. (Meadowlands) December 28, 1985**— Patriots kicker Tony Franklin tied an NFL playoff record by kicking four field goals in a 26-14 victory over the divisional rival New York Jets. Quarterback Tony Eason completed 12 of 16 passes for 179 yards and one touchdown to lead the offense. Rookie DE Garin Veris led a resilient defensive effort, recording three of the Patriots five sacks on the day. Both Veris and DB Fred Marion were credited with interceptions and linebacker Johnny Rembert sealed the victory when he returned a fumble 15 yards for a touchdown to give the Patriots a 23-7 third quarter lead. The Jets were held to just 58 yards rushing on 21 carries for a 2.8 average. For the Patriots, it was their first playoff win in 22 years.

TEAM	QTR	TIME	PLAY
New England	1st	9:40	Franklin 33 FG
New York	2nd	0:05	Hector 11 pass from O'Brien (Leahy kick)
New England	2nd	4:04	Franklin 41 FG
New England	2nd	13:38	Morgan 36 pass from Eason (Franklin kick)
New England	3rd	8:36	Franklin 20 FG
New England	3rd	8:51	Rembert 15 fumble return (Franklin kick)
New York	3rd	14:03	Shuler 12 pass from Ryan (Leahy kick)
New England	4th	11:47	Franklin 26 FG

**RUSHING NE:** C. James 22-49, Collins 11-36, Eason 6-14

**NY:** McNeil 16-41, Hector 4-13, O'Brien 1-4.



## PLAYOFF HISTORY

**RECEIVING NE:** Morgan 4-62, Fryar 2-47, C. James 2-36, Dawson 2-20, Collins 2-14

**NY:** Toon 9-93, Walker 4-54, Shuler 5-53, McNeil 3-13, Hector 1-11, Klever 1-9.

**PASSING NE:** Eason 12-16-179, 1 TD, 0 INTs

**NY:** O'Brien 13-17-149, 1 TD, 1 INT; Ryan 10-17-84, 1 TD, 1 INT.

TEAM STATS	NE	NY
First Downs	12	15
3rd Downs	3/14	5/13
Total Yards	258	240
Rushing Yards	99	58
Passing Yards	159	182
Sacks by-Yards	5-51	3-20
Punts	5-40.0	5-38.4
Penalties	1-10	6-48
Fumbles	2-0	3-2
Time of Poss.	31:47	28:13

Actual: 70,958 (sold: 76,891)

**1985 AFC PLAYOFF  
NEW ENGLAND 27, L.A. RAIDERS 20**

New England Patriots	7	10	10	0	-27
Los Angeles Raiders	3	17	0	0	-20

**Los Angeles, Calif. (L.A. Coliseum) January 5, 1986**—The Patriots took advantage of three fumbles and three interceptions in defeating the Los Angeles Raiders, 27-20. The Patriots scored their first touchdown, a 13-yard pass to Lin Dawson, thanks to a fumble recovery by rookie defensive back Jim Bowman (on the Los Angeles 21-yard line). The Raiders narrowed the score to 7-3, due in big part to a blocked punt against Patriots kicker Rich Camarillo. The ball was recovered on the New England 16-yard line, and four plays later, Chris Bahr had a 13-yard field goal. The Raiders did take a 10-7 lead on their next possession when quarterback Marc Wilson found rookie Jesse Hester for a 16-yard score. After a Mosi Tatupu fumble was recovered at the New England 19, Los Angeles would move in front, 17-7 three plays later when Marcus Allen scored on a 13-yard touchdown run. Not to be denied, the Patriots fired back, making it 17-10, on an 80-yard, 10-play drive that ended with Craig James' two-yard touchdown run. Ronnie Lippett's second interception of the day led to a 45-yard field goal and a 17-17 tie. But the Raiders had the lead at halftime, 20-17, on a 32-yard field goal by Bahr. The rest of the scoring was done by the Patriots, a 32-yard field goal by Franklin, 54 yards and 12 plays after Fred Marion had recovered a fumble. Then Bowman recovered a fumble in the end zone off the ensuing kickoff return, thus making it 27-20.

TEAM	QTR	TIME	PLAY
New England	1st	4:34	Dawson 13 pass from Eason (Franklin kick)
Los Angeles	1st	10:13	Bahr 29 FG
Los Angeles	2nd	4:21	Hester 16 pass from Wilson (Bahr kick)
Los Angeles	2nd	6:07	Allen 11 run (Bahr kick)
New England	2nd	11:22	C. James 2 run (Franklin kick)
New England	2nd	13:15	Franklin 45 FG
Los Angeles	2nd	14:54	Bahr 32 FG
New England	3rd	13:49	Franklin 32 FG
New England	3rd	14:03	Bowman fumble recovered for TD (Franklin kick)

**Rushing NE:** C. James 23-104, Collins 9-18, Weathers 9-18, Tatupu 4-17, Fryar 1-3, Eason 3 (-4); **LA:** Allen 22-121, Hawkins 4-33, Wilson 1-9.

**Receiving NE:** C. James 3-48, D. Ramsey 2-34, Morgan 1-22, Dawson 1-13, Collins 1-8,

**LA:** Christensen 4-78, Williams 3-33, Hester 1-16, Allen 3-8.

**Passing NE:** Eason 7-14-117, 1 TD, C. James 1-1-8.

**LA:** Wilson 11-27-135, 1 TD, 3 INTs.





## PLAYOFF HISTORY

Team Stats	NE	LA
First Downs	15	17
3rd Downs	8/16	3/9
Total Yards	254	298
Rushing Yards	156	163
Passing Yards	98	124
Sacks By Yards	2-11	3-27
Punts	5-45.0	2-34.0
Penalties	6-45	6-53
Fumbles	3-2	5-3
Time of Poss.	36:59	23:01
Actual: 88,936 (sold: 89,289)		

**1985 AFC CHAMPIONSHIP**  
**NEW ENGLAND 31, MIAMI 14**

New England Patriots	3	14	7	7	-31
Miami Dolphins	0	7	0	7	-14

**Miami, Fla. (Orange Bowl) January 12, 1986**—The 18-game losing streak against the Miami Dolphins at the Orange Bowl became a thing of the past, thanks to a 31-14 victory that sent the Patriots to Super Bowl XX to face the Chicago Bears. The Dolphins had a 7-3 lead 21 seconds into the second quarter, but the visitors then reeled off the next 21 points on a two-yard touchdown pass to Tony Collins from Tony Eason 4:50 into the second quarter, a one-yard TD pass from Eason to Derrick Ramsey 9:35 into the second, and a two-yard TD pass from Eason to Robert Weathers 3:02 into the third quarter.

TEAM	QTR	TIME	PLAY
New England	1st	6:40	Franklin 23 FG
Miami	2nd	0:21	Johnson 10 pass from Marino (Reveiz kick)
New England	2nd	4:50	Collins 4 pass from Eason (Franklin kick)
New England	2nd	9:35	D. Ramsey 1 pass from Eason (Franklin kick)
New England	3rd	3:02	Weathers 2 pass from Eason (Franklin kick)
Miami	4th	0:32	Nathan 10 pass from Marino (Reviez kick)
New England	4th	7:26	Tatupu 1 run (Franklin kick)

**RUSHING NE:** C. James 22-105, Weathers 16-87, Collins 12-61, Tatupu 6-9, Eason 3-(-7)

**M:** Carter 6-56, Davenport 3-6, Nathan 2-4, Bennett 1-2, Marino 1-0.

**RECEIVING NE:** Morgan 2-30, D. Ramsey 3-18, Collins 3-15, Tatupu 1-6, Weathers 1-2.

**M:** Nathan 5-57, Hardy 3-52, Duper 3-45 Clayton 3-41, Davenport 3-23, Johnson 1-10, Moore 1-10, Rose 1-10.

**PASSING NE:** Eason 10-12-71, 3 TDs, 0 INTs;

**M:** Marino 20-48-248, 2 TDs, 2 INTs.

Team Stats	NE	M
First Downs	21	18
3rd Downs	7/16	3/10
Total Yards	326	302
Rushing Yards	255	68
Passing Yards	71	234
Sacks By-Yards	1-14	0-0
Punts	5-40.2	4-41.3
Penalties	2-15	4-35
Fumbles	2-2	5-4
Time of Poss.	39:51	20:09
Actual: 74,978 (sold: 76,270)		



## PLAYOFF HISTORY

## CHICAGO 46, NEW ENGLAND 10 (SUPER BOWL XX)

Chicago Bears	13	10	21	2	-46
New England Patriots	3	0	0	7	-10

**New Orleans, La. (Superdome) January 26, 1986**—The Patriots led early, but Chicago controlled thereafter and took a 46-10 victory in each team's first Super Bowl appearance. Don Blackmon caused a Walter Payton fumble that Larry McGrew recovered at Chicago's 19-yard line on the second play, leading to Tony Franklin's 36-yard field goal at 1:19 (the fastest score in Super Bowl history). The Bears, however, scored the next 44 points. Quarterback Steve Grogan replaced starter Tony Eason in the second quarter. Grogan fared better, but was intercepted twice and sacked four times for 33 yards, including a safety. His eight-yard TD pass to Irving Fryar was the only touchdown allowed by Chicago in three playoff appearances.

TEAM	QTR	TIME	PLAY
New England	1st	1:19	Franklin 36 FG
Chicago	1st	5:40	Butler 28 FG
Chicago	1st	13:34	Butler 24 FG
Chicago	1st	14:37	Suhey 11 run (Butler kick)
Chicago	2nd	7:36	McMahon 2 run (Butler kick)
Chicago	2nd	15:00	Butler 24 FG
Chicago	3rd	7:38	McMahon 1 run (Butler kick)
Chicago	3rd	8:44	Phillips 28 interception return (Butler kick)
Chicago	3rd	11:38	Perry 1 run (Butler kick)
New England	4th	1:46	Fryar 8 pass from Grogan (Franklin kick)
Chicago	4th	9:24	Safety, Grogan tackled by Waechter in end zone (Butler kick)

**RUSHING NE:** Collins 3-4, Weathers 1-3, Grogan 1-3, C. James 5-1, Hawthorne 1-(4);  
**C:** Payton 22-61, Suhey 11-52, Sanders 4-15, Gentry 3-15, McMahon 5-14, Thomas 2-8, Perry 1-1, Fuller 1-1.

**RECEIVING NE:** Morgan 7-70, Starring 2-39, Fryar 2-24, Collins 2-19, D. Ramsey 2-16, C. James 1-6, Weathers 1-3.

**C:** Gault 4-129, Gentry 2-41, Margerum 2-36, Moorehead 2-22, Suhey 1-24, Thomas 1-4.

**PASSING NE:** Eason 0-6-0, 0 TDs, 0 INTs, Grogan 17-30-177, 1 TD, 2 INTs

**C:** McMahon 12-20-256, 0 TDs, 0 INTs, Fuller 0-4-0, 0 TDs, 0 INTs.

Team Stats	C	NE
First Downs	23	12
3rd Downs	7/14	1/10
Total Yards	408	123
Rushing Yards	167	7
Passing Yards	241	116
Sacks By-Yards	7-61	3-15
Punts	4-43.3	6-43.8
Penalties	7-40	5-35
Fumbles	3-2	4-4
Time of Poss.	39:15	20:45

Actual: 73,818 (sold: 73,818)

### 1986 AFC PLAYOFF DENVER 22, NEW ENGLAND 17

New England Patriots	0	10	7	0	-17
Denver Broncos	3	7	10	2	-22

**Denver, Colo. (Mile High Stadium) January 4, 1987**—The teams were tied at 10-10 at halftime after trading the lead in the second half (Patriots at 17-13 after Stanley Morgan caught a 45-yard pass from quarterback Tony Eason 12:10 into the third quarter; the Broncos went in front 20-17 on a 48-yard pass from John Elway to wide receiver Vance Johnson on the last play of the third quarter). There was controversy behind that go-ahead touchdown. On a third down and four on the New England 48-yard line, Patriots outside linebacker Don Blackmon was off-side by a very large



## PLAYOFF HISTORY

margin. There was no whistle blown by the officials, and the Broncos went ahead for the "free play." The "free play" turned out to be the touchdown pass to Johnson as the Patriots defensive players stopped their rush on the play. The Patriots were still in the hunt with 1:41 left. The ball was on the Denver 10-yard line with a first and 10 situation. But when Eason faded back to pass he was immediately pressured by Broncos defensive end Rulon Jones and was sacked for two points.

TEAM	QTR	TIME	PLAY
Denver	1st	12:12	Karlis 27 field goal
New England	2nd	0:56	Morgan 19 pass from Eason (Franklin kick)
Denver	2nd	7:18	Elway 22 run (Karlis kick)
New England	2nd	14:58	Franklin 38 field goal
Denver	3rd	9:10	Karlis 22 field goal
New England	3rd	12:10	Morgan 45 pass from Eason (Franklin kick)
Denver	3rd	15:00	Johnson 48 pass (Karlis kick)
Denver	4th	13:23	safety, Eason tackled by Jones

**RUSHING: NE:** Collins 5-46, James 10-31, Eason 2-23, Dupard 5-18, Hawthorne 1-5, Fryar 1-(-2).

**DEN:** Winder 19-102, Lang 11-44, Elway 5-18, Bell 1-12, Sewell 2-8, Wilhite 3-4.

**RECEIVING: NE:** Morgan 3-100, Collins 4-46, Baty 3-31, Fryar 2-11, Hawthorne 1-6.

**DEN:** Johnson 4-89, Mobley 2-69, Sewell 3-41, Watson 1-21, Micho 1-20, Winder 1-16, Lang 1-1.

**PASSING: NE:** Eason 13-24-194, 2 TD, 0 INT;

**DEN:** Elway 13-32-257, 1 TD, 2 INT.

Team Stats	NE	DEN
First Downs	12	23
3rd Downs	2/12	5/15
Total Yards	271	441
Rushing Yards	121	188
Passing Yards	150	253
Sacks	2	0
Punts/Avg.	9/50.2	6/46.0
Penalties/Yds.	5/45	3/20
Fumbles/Lost	1/0	0/0
Time of Poss.	24:31	35:29
Actual: 76,105 (sold: 76,149)		

### 1994 AFC WILD CARD CLEVELAND 20, NEW ENGLAND 13

New England Patriots	0	10	0	3	-13
Cleveland Browns	3	7	7	3	-20

**Cleveland, Ohio (Cleveland Stadium) January 1, 1995**—The Patriots made their first playoff appearance since 1986, but failed to advance beyond the first round after a defeat to the Cleveland Browns 20-13. The game featured a quarterback matchup of Drew Bledsoe and Vinnie Testaverde, two former first overall draft picks, who were each making their NFL playoff debuts. Testaverde turned in a near-perfect performance to beat the Patriots. The eighth-year veteran completed 20 of 30 passes for 268 yards, with a touchdown and no interceptions in his playoff debut. Bledsoe, on the other hand, completed 21 of 50 passes for 235 yards and a touchdown, but threw three interceptions – two of which ended drives in the fourth quarter.

Trailing 10-7 in the second quarter, the Patriots drove 71 yards on 16 plays, positioning Matt Bahr for a game-tying field goal with only 30 seconds remaining in the half.

The Browns dominated the time of possession with two long third quarter drives, the second of which was capped by a 10-yard touchdown run by Leroy Hoard. The Browns added a Matt Stover field goal in the fourth quarter to take a 20-10 lead. The Patriots pulled within seven with 1:34 remaining in the game on a 33-yard field goal by Bahr. Corwin Brown recovered the ensuing onside kick at the New England 36-yard line, giving Patriots fans hope in the waning minutes. The drive stalled at the New England 48-yard line, where a fourth-and-10 opportunity failed on an incomplete pass and the Patriots lost 20-13.



## PLAYOFF HISTORY

TEAM	QTR	TIME	PLAY
Cleveland	1st	7:40	Stover 30 field goal
New England	2nd	10:48	Thompson 13 pass from Bledsoe (Bahr kick)
Cleveland	2nd	7:03	Carrier 13 pass from Testaverde (Stover kick)
New England	2nd	0:30	Bahr 23 field goal
Cleveland	3rd	2:21	Hoard 10 run (Stover kick)
Cleveland	4th	3:36	Stover 21 field goal
New England	4th	1:30	Bahr 33 field goal

**RUSHING: NE:** Croom 9-35, Thompson 4-16, Turner 1-4, Bledsoe 2-2.

**CLE:** Hoard 17-66-1, Byner 10-30, Testaverde 5-19, Metcalf 2-10.

**RECEIVING: NE:** Brisby 6-83, Coates 6-79, Thompson 4-33-1, Timpson 2-20, C. Brown 1-21, Burke 1-8, Turner 1-7, Croom 1-5.

**CLE:** Jackson 7-122, Alexander 5-69, Hartley 2-17, Byner 2-16, Carrier 2-13-1, Hoard 1-25, Kinchen 1-6.

**PASSING: NE:** Bledsoe 21-50-235, 1 TD, 3 INT, O'Neill 1-1-21, 0 TD, 0 INT.

**CLE:** Testaverde 20-30-268, 1 TD, 0 INT.

Team Stats	NE	CLEV
First Downs	20	22
3rd Downs	5/14	5/12
Total Yards	303	379
Rushing Yards	57	125
Passing Yards	246	254
Sacks	2	1
Punts/Avg.	4/42.3	3/37.7
Penalties/Yds.	3/21	4/25
Fumbles/Lost	0/0	2/1
Time of Poss.	24:18	35:42

Actual: 77,452 (sold: 78,512)

## V.I.P. SEATING STILL AVAILABLE - JOIN THE PLAYOFF CLUB

The Patriots have announced a complete sellout for the third consecutive season. But, fans can still be a part of the excitement of the 1996 season by joining either of the Patriots' premier seating V.I.P. clubs. Below is a list of the benefits each club offers their members. **For more information, please contact Bill Nelsen at (508) 543-8200.**


**PLAYOFF CLUB**

- Two season tickets in the red, white and blue chair sections between the 35-yard lines.
- One customized V.I.P. parking space personalized with your name or company name on a sign at your spot with direct access to Route 1.
- Access for two to the exclusive Playoff Club, located at the newly renovated on-site racetrack.
- Gourmet buffet dining service.
- Open bar serving premium liquors, beer and wine.
- A television at each table.
- Pregame speeches by Patriots front office personnel.
- Appearances by alumni players and the Patriots cheerleaders.
- Free raffles for Patriots merchandise.
- Complimentary *GameDay* magazines and Sunday papers.

**KICKOFF CLUB**

- A mid-field, upper level season ticket in section 307 or 320.
- One preferred parking pass for every two memberships. Parking is located next to the Kickoff Club tent.
- Access to the Kickoff Club, located in a private party tent.
- Gourmet buffet dining and open bar services.
- Open bar services.
- Heated party tents equipped with television monitors.
- Appearances by alumni players and the Patriots Cheerleaders.
- Free raffles for Patriots merchandise.
- Complimentary *GameDay* magazines.

# Extra Points








## PATRIOTS PRESEASON BROADCAST CREW

For the second consecutive season, the New England Patriots will team with WCVB-TV Channel 5 to televise both of the Patriots' locally produced preseason games. The Patriots are responsible for the advertising sales of the games and will oversee the game production which will be handled by the Marquee Group of New York. The play-by-play responsibilities will be split between WCVB's Mike Lynch and NBC's Don Criqui, while Jerry Glanville returns to provide color commentary. Lynch and Glanville will call the preseason opener on Aug. 2 at Green Bay. Criqui will return to the booth after his coverage of the Olympic Games and provide the call for the Patriots' preseason finale vs. Washington on Aug. 23. Both games will be televised on WCVB-TV (Channel 5) and throughout New England on the affiliates listed below.

The preseason games at Dallas (Aug. 12) and vs. Philadelphia (Aug. 18) will be televised nationally. ESPN will air the Dallas game, which can also be seen locally on WCVB. The Philadelphia game (Aug. 18) will be televised nationally on NBC (locally on WHDH Channel 7). It is the first time in Patriots history that two preseason games have been nationally televised.

**1996 New England Patriots Pre-Season Television Affiliates**


WCVB-TV (Channel 5)	Boston, Mass.
WNAC-TV	Providence, R.I.
WGME-TV	Portland, Maine
WVII-TV	Bangor, Maine



**Don Criqui**  
NBC Sports



**Jerry Glanville**  
FOX Sports



**Mike Lynch**  
WCVB-TV Ch. 5

## PATRIOTS RADIO FLAGSHIP – WBCN 104.1 FM

WBCN 104.1 FM begins its second season as the flagship station for the Patriots and will broadcast every Patriots preseason and regular season game in stereo. The Patriots are the only major sports franchise in New England to broadcast its games in stereo all year long.

Gil Santos and broadcast partner Gino Cappelletti will once again deliver play-by-play account for each of the Patriots games this season. The popular broadcast team celebrates their 13th season together – second on WBCN's Rock Radio Network.


Santos is now in his 20th season as the voice of the Patriots, having covered the team for WBZ Radio from 1966-79 and again from 1991-95. The veteran play-by-play broadcaster remains at WBZ as the station's sports director.

Cappelletti enters his 16th season offering his insight and expert analysis of the game. It would be hard to find anyone more knowledgeable on the subject of the Patriots than Cappelletti. He was one of the original members of the Boston Patriots and retired in 1970 after an 11-year all-star career. He remains the Patriots' all-time leading scorer (1,130 points) and ranked third among the Patriots' all-time leading receivers entering the 1996 season. Following his playing career, he spent three seasons on the Patriots sidelines (1979-81) as an assistant on Ron Erhardt's staff and 15 years in the broadcast booth, providing game analysis along with Santos (1972-78 and 91-present) and Dale Arnold (1988-90).


Former Patriot Mike Ruth – an All-American defensive tackle at Boston College – will join WBCN's Bill Abbate to form this year's pregame and postgame broadcast team. The two will host the one hour post game show that includes exclusive coverage of Bill Parcells post game press conference.



## PATRIOTS RADIO BROADCAST NETWORK



Gil Santos



Gino Cappelletti

**The 1996 New England Patriots Radio Network  
Flagship Station**

**WBCN 104.1 FM Boston, Mass.**

**Massachusetts**

WHYN ... 560 AM ..... Springfield  
 WSAR ... 1480 AM .... Fall River  
 WTAG ... 580 AM ..... Worcester  
 WCIB ... 102 FM ..... Cape Cod  
 WBSM ... 1240 AM .... New Bedford  
 WBEC ... 1420 AM .... Pittsfield  
 WEIM ... 1280 FM ..... Fitchburg  
 WGAM ... 1520 AM .... Greenfield  
 WHMP ... 1400 AM .... North Hampton  
 WHMP ... 99.3 FM ..... North Hampton  
 WINQ ..... 97.7 FM ..... Gardner

**Connecticut**

WNEZ ... 910 AM ..... Hartford  
 WZMX ... 93.7 FM ..... Hartford  
 WINE ... 940 AM ..... Danbury  
 WSUB ... 980 AM ..... New London  
 WINY ... 1350 AM .... Putnam

**Maine**

WLPZ ... 1440 AM .... Portland  
 WZON ... 620 AM ..... Bangor  
 WMDI ... 107.7 FM ... Bar Harbor  
 WQSS ... 102.5 FM ... Camden  
 WSKW ... 1160 AM .... Augusta-  
                                     Waterville-  
                                     Skowhegan

**New Hampshire**

WCQL ... 95.3 FM ..... Portsmouth-  
                                     Dover-  
                                     Rochester  
 WGIR ... 610 AM ..... Manchester  
 WBGH ... 101.5 FM ... Laconia  
 WTSN ... 1400 AM .... Hanover  
 WKBK ... 1220 AM .... Keene  
 WLTV ... 1400 AM .... Littleton  
 WMOU ... 1230 AM .... Berlin

**New York**


WQBK ... 1300 AM .... Albany-  
                                     Schenectady

**Rhode Island**

WLKW ... 790 AM ..... Providence  
 WOON ... 1240 AM .... Woonsocket  
 WERI ... 1230 AM .... Westerly-  
                                     New London, Ct.

**Vermont**

WKDR ... 1390 AM .... Burlington  
 WKVT ... 92.7 FM ..... Brattleboro  
 WIKE ... 1490 AM .... Newport  
 WCFR ... 93.5 FM ..... Springfield  
 WDEV ... 550 AM ..... Waterbury  
 WDEV ... 96.1 FM ..... Waterbury  
 WSTJ ... 1340 AM .... St. Johnsbury





## STAY TUNED

The popularity of the New England Patriots has helped spur their ratings to an all-time high. With high expectations for the 1996 season, fans can anticipate wide-spread coverage throughout New England. For the second consecutive year, Boston's WCVB will play a big part in the broadcast coverage of the team. They will begin by airing three of the four preseason games and continue with post-game coverage throughout the season with the popular "5th Quarter" show, which debuted last season. In addition, WCVB will continue to televise the Patriots' weekly magazine show "Patriots Preview – Featuring Bill Parcells" on Saturday's throughout the season. Below are just a couple of the Patriots programs fans can anticipate in 1996. Stay tuned for more ....

### **PATRIOTS 5TH QUARTER**


This popular post-game show will air once again in 1996. The show airs immediately following the game and includes complete footage of Coach Bill Parcells' postgame press conference. Drew Bledsoe and other stars of the game also appear regularly. This year, the show will air following each of the Patriots' preseason games on WCVB and following six of the regular season games. Be sure to check your local listings.

### **PATRIOTS PREVIEW – FEATURING BILL PARCELLS SATURDAY'S AT 7:00 P.M.**


Boston's WCVB-TV, Channel 5, will televise a weekly magazine show entitled "Patriots Preview - Featuring Bill Parcells." The show will be hosted by WCVB sports director Mike Lynch and will air on Saturday's from 7:00-7:30 p.m. The show will feature an exclusive one-on-one interview with Bill Parcells and weekly guests include star Patriots players. WCVB's Mike Dowling and Ed Harding will offer their analysis on the upcoming game and provide player insights gathered throughout the week.

## PATRIOTS POOL REPORTERS

Veteran beat reporters Dick Cerasuolo of the *Worcester Telegram & Gazette* and Ron Hobson of the *Quincy Patriot Ledger* will again serve as the Patriots' pool reporters for the upcoming season. In the event that there is the need to get comments from a game official after a game, a pool reporter will be allowed access to ask questions and record comments. The comments will then be distributed by the Pool Reporter to all other media. Cerasuolo and Hobson each sit in the first row of the Patriots press box on game days.



**Dick Cerasuolo**  
*Worcester Telegram &  
Gazette*



**Ron Hobson**  
*Quincy Patriot Ledger*



## TRAINING CAMP



**Bryant College**  
**Smithfield, Rhode Island**

Since 1976, the Patriots have conducted their summer training camp at Bryant College in Smithfield, R.I. Bryant College, has been a leader and innovator in business education since its founding in 1863.

Nationally ranked by *US News and World Report* as one of the top three business specialty schools, Bryant is one of only 17 percent of the business programs in the country accredited by the American Assembly of Collegiate Schools of Business (AACSB) at both the undergraduate and graduate level.

Bryant offers more than 30 concentrations leading to the degrees of associate of general studies, bachelor of science, bachelor of arts, master of accounting, master of taxation and master of business administration. The college educates approximately 3,600 undergraduate, 750 graduate and more than 7,500 continuing education students representing 31 states and 49 countries each year.

Bryant College and the New England Patriots have enjoyed a 21-year relationship at the Smithfield campus. Situated on a beautiful 387-acre campus 12 miles northwest of Providence. The contemporary, suburban campus setting is an ideal setting for conferences, athletic events and retreats.

Bryant College is nationally noted for its business outreach programs. The Center for International Business Development (CIBED) serves businesses of all sizes throughout the world. CIBED is the umbrella organization for the Center for Management Development (CMD), the Export Assistance Center (EAC), the Institute for Family Enterprise (IFE), the Small Business Development Center (SBDC) and the World Trade Center of Rhode Island (WTCRI). These independent and interwoven centers provide support for individuals, corporations, non-profit agencies and government programs to assure the continued economic development of the region.

## 1996 TRAINING CAMP INFORMATION

<b>CAMP OPENS:</b>	Friday, July 19
<b>CAMP ENDS:</b>	Saturday, August 17
<b>MAILING ADDRESS:</b>	Bryant College c/o New England Patriots 1150 Douglas Pike Smithfield, R.I. 02917
<b>OFFICE PHONE:</b>	(401) 232-1776



## FOXBORO STADIUM



The site for the construction of Foxboro Stadium was selected for its proximity to three of New England's largest cities – Boston, Providence, R.I. and Worcester, Mass. Official ground breaking ceremonies for the stadium took place on September 23, 1970. Just 326 days later (August 15, 1971), the Patriots christened their new home by hosting the New York Giants in an exhibition game. The home field helped give them a 20-14 advantage over the Giants before 60,423 fans.

Robert Kraft established an ownership position with the facility in 1989. In the fall of 1993, Kraft became sole owner of the facility when he purchased his partner's interest in the stadium. Kraft's vision as owner has been to develop the facility into a nationally recognized family entertainment venue. By building and developing relationships with local officials and representatives of the music industry, Kraft and his associates have opened up the facility to more frequent samplings of diverse entertainment. In fact, Foxboro Stadium has hosted three times as many special events in the past seven years than it did during the first 20 years of operation.

National tours, like the Rolling Stones, The Who and U2, have drawn record crowds in Foxboro. The stadium has worked to create unique events for our region, such as The National Earth Day Concerts and the Walden Woods concert in 1993.

In 1990, the U.S. was awarded the rights to host the 1994 World Cup Soccer Championships. An initial list of the 35 prospective venues failed to include any Boston or New England site. Stadium management initiated the lobbying effort internationally to add Foxboro's name to the list. Joining forces with the tourism officials throughout the region ultimately led to Foxboro's selection as one of nine host sites for World Cup Games. Only Los Angeles and New York were awarded more than Foxboro's six games.

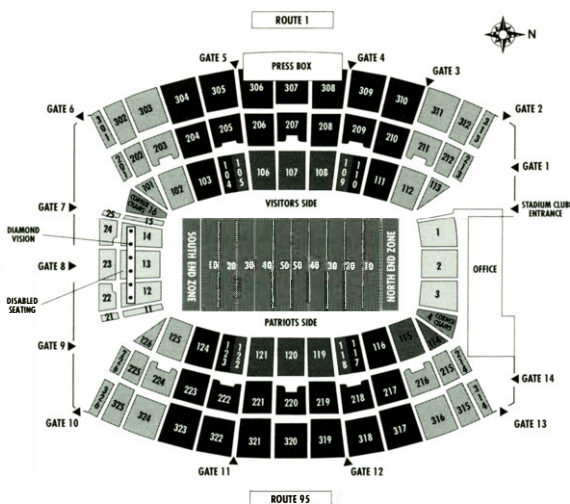
The World Cup proved to be a harbinger for many successes in 1994. In addition to the World Cup, the stadium hosted eight national concert dates and the Drum Corps International Championships.

In 1996, Foxboro Stadium added a new tenant, providing a home for the New England Revolution— one of 10 professional soccer teams in the inaugural season of the MLS. The World Cup success enjoyed at Foxboro Stadium in 1994 weighed heavily in its selection as the site of the 1996 MLS Championship Game.

## FOXBORO STADIUM QUICK FACTS

<b>Constructed:</b>	Sept. 23, 1970 to Aug. 15, 1971
<b>Playing Surface:</b>	Natural Grass (installed in 1991)
<b>Football Seating Capacity:</b>	60,292
<b>Press Box Capacity:</b>	124 (100 seats for credentialed media)
<b>Site Acreage:</b>	304 acres
<b>Available Parking:</b>	16,000 automobiles





Patriots season tickets are sold out for the second consecutive season and only a limited number of individual game tickets remain. To purchase individual game tickets or to add your name to the Patriots' season ticket waiting list, please call a Patriots ticket representative at 1-800-543-1776. Ticket prices, which have not increased in three years, are listed below:

#### 1996 New England Patriots Ticket Prices

Chairs .....	\$50	Sideline B .....	\$32
Corner Chairs .....	\$38	Family Section .....	\$25
Sideline A .....	\$35	End Zone .....	\$23

### DIRECTIONS TO FOXBORO STADIUM

The New England Patriots administrative offices are located at the north end of Foxboro Stadium. Visitors should enter Gate P4. For more detailed directions, please call (508) 543-8200. Below are directions from both Logan and T.F. Green Airports.

**From downtown Boston/Logan Airport:** Stay in the center lanes when exiting the airport and follow signs to the Sumner Tunnel (toll) to I-93 south. Take **Interstate 93 south** to Exit 1 (to Providence) approximately 18 miles. Exit 1 puts you on **Interstate 95 south**. Follow I-95 south for 7.4 miles to Exit 9 (Wrentham), which exits onto Route 1 south. Continue on **Route 1 south** for four miles. Foxboro Stadium is on the left. For access to the administration building, enter lot P4.

**From downtown Providence/T.F. Green Airport:** T.F. Green will be under construction throughout the 1996 season. Leaving the airport, follow the detour signs to **Interstate 95 north** (to Boston). Stay on I-95 north for 26 miles. Take **Exit 6B**, which exits onto **Interstate 495 north**. Take the first exit (2.6 miles) to **Route 1 north** (Exit 14). Foxboro Stadium is on the right (4.4 miles).

#### From Stadium to the Patriots' Practice Facility

**To the Grass Field:** Leaving Foxboro Stadium, exit right onto Route 1 north. At the first intersection (.7 miles) take a right on North Street. You will cross a set of railroad tracks (1.1 miles). Take your first left after the railroad tracks (.3 miles). Take your next left (.1 miles). Grass field is straight ahead.



## THE NEW ENGLAND PATRIOTS CHEERLEADERS

**T**he New England Patriots Cheerleaders are New England's only professional cheer/dance team, with 37 talented performers hailing from Massachusetts, Rhode Island, Connecticut and New Hampshire. Law and medical students, investment bankers, school teachers, fitness professionals and many others comprise the squad of talented, beautiful and intelligent women.

While performing at all 10 home games, the Patriots Cheerleaders combine high-energy dance moves with gymnastics, stunts and high kicks. With their wide repertoire, they have earned the reputation of being one of the most versatile and talented squads in the league.

In addition to their performances at Foxboro Stadium, the Patriots Cheerleaders attend numerous corporate and charitable promotions throughout New England. In 1995, the Patriots Cheerleaders showed their strong commitment and dedication to the communities of New England by making over 500 personal appearances, working with organizations such as D.A.R.E., the Make-A-Wish Foundation, M.D.A. and the Special Olympics.

For information on cheerleader appearances, please contact Tracy Sormanti, Cheerleader Director and Choreographer at (508) 543-8200.





# Patriots

## CHEERLEADERS

### 1996 NEW ENGLAND PATRIOTS CHEERLEADERS

#### Alphabetical Roster

Name	Hometown
Dawn-Marie Adriance .....	Lynn, MA
Robin Allain .....	Leominster, MA
Rosalie Allain .....	Leominster, MA
Linda Barry .....	Burlington, MA
Ellen Botello .....	W. Barnstable, MA
Melissa Branco .....	Fall River, MA
Tanya Branco .....	Fall River, MA
Dena Caporale .....	Beverly, MA
Diane Cefalo .....	Billerica, MA
Christen Coen .....	Watertown, MA
Melissa Jean Curdo .....	Lynn, MA
Ronda Daly .....	Windham, NH
Patty Darrah .....	Wakefield, MA
Nancy Decker .....	Manchester, NH
Kristine DiPippo .....	Cranston, RI
Michelle Ebrecht .....	Woburn, MA
Beth Ferrari .....	Bridgewater, MA
Patricia Gillis-Berton .....	Billerica, MA
Meg Govan .....	Brockton, MA
Sloane Heffernan .....	New Bedford, MA
Julie LaMarca .....	Randolph, MA
Kellie LaVita .....	Wilmington, MA
Kalen Mace .....	Middleboro, MA
Andrea Marino .....	Providence, RI
Tricia Marshall .....	Woburn, MA
Tanji Joy Martin .....	Acushnet, MA
Stacey Mendez .....	Georgetown, MA
Kristine Moccia .....	Brockton, MA
Jennifer Pothier .....	Freetown, MA
Christina Previti .....	Halifax, MA
Shari Reiser .....	Swampscott, MA
Jodi Richardson .....	Woburn, MA
Jodi Shelton .....	E. Providence, RI
Ligaya Stice .....	Kaneohe, Hawaii
Heidi Sullivan .....	Manchester, NH
Nikki Toon .....	Dorchester, MA
Kathryn West .....	Cambridge, MA
Tracy Sormanti .....	Cranston, RI
Director/Choreographer	



## MEDICAL GLOSSARY

**AC Joint** - Acromioclavicular joint; joint of the shoulder where acromion process of the scapula and the distal end of the clavicle meet; most shoulder separations occur at this point.

**Abrasion** - Any injury which rubs off the surface of the skin.

**Aerobic** - Exercise in which energy needed is supplied by oxygen inspired and is required for sustained periods of vigorous exercise with a continually high pulse rate.

**Anabolic Steroids** - Steroids that promote tissue growth by creating protein in an attempt to enhance muscle growth. The main anabolic steroid is testosterone, or the male sex hormone.

**Anaerobic** - Exercise without use of oxygen as an energy source; short bursts of vigorous exercise.

**Anterior Cruciate Ligament (ACL)** - A primary stabilizing ligament within the center of the knee joint that prevents hyperextension and excessive rotation of the joint. A complete tear of the ACL necessitating reconstruction could require up to 12 months of rehabilitation.

**Anterior Talofibular Ligament** - A ligament of the ankle that connects the fibula (lateral ankle bone) to the talus. This ligament is often times subject to sprain.

**Anti-Inflammatory** - Any agent which prevents inflammation, such as aspirin or ibuprofen.

**Arthrogram** - X-ray technique for joints using air and/or dye injected in affected area (to show torn cartilage or rotator cuff tears).

**Arthroscope** - An instrument used to visualize the interior of a joint cavity.

**Arthroscopy** - A surgical examination of the internal structures of a joint by means for viewing through an arthroscope. An arthroscopic procedure can be used to remove or repair damaged tissue or as a diagnostic procedure in order to inspect the extent of any damage to confirm diagnosis.

**Aspiration** - The withdrawal of fluid from a body cavity by means of a suction or siphonage apparatus, such as a syringe.

**Atrophy** - To shrivel or shrink from disuse, as in muscular atrophy.

**Avulsion** - The tearing away, forcibly, of a part or structure.

**Bruise** - A discoloration of the skin due to an extravasation of blood into the underlying tissues.

**Burner** - Common term for brachial plexus trauma in the neck. Usually results in burning or tingling sensation into the shoulder or arm when the neck is forced beyond the normal range of motion.

**Cartilage** - Smooth, slippery substance preventing two ends of bones from rubbing together and grating.

**CAT Scan** - Use of a computer to produce a cross sectional view of the anatomical part being investigated from X-ray data.

**Cervical Vertebrae** - Group of seven vertebrae located in the neck.

**Charley Horse** - A contusion or bruise to any muscle resulting in intramuscular bleeding. No other injury should be called a charley horse.

**Concussion** - Jarring injury of the brain resulting in dysfunction. It can be graded as mild, moderate or severe depending on loss of consciousness, amnesia and loss of equilibrium.

**Contusion** - An injury to a muscle and tissues caused by a blow from a blunt object.

**Cortical Steroids** - Used to suppress joint inflammation.

**Costochondral** - Cartilage that separates the bones within the rib cage.

**Cryokinetics** - Treatment with cold and movement.

**Degenerative Joint Disease** - Changes in the joint surfaces as a result of repetitive trauma.

**Deltoid Muscle** - Muscles at top of the arm, just below the shoulder, responsible for shoulder motions to the front, side and back.

**Disc** - A flat, round-like plate structure usually referring to cartilage between vertebrae.

**Dislocation** - Complete displacement of joint surfaces.

**Eccymosis** - Bleeding into the surface tissue below the skin, resulting in a 'black and blue' effect.

**Effusion** - Accumulation of fluid, or the fluid itself, in various spaces in the body. Commonly, the knee has an effusion after an injury.

**Electrical Galvanic Stimulation (EGS)** - An electrical therapeutic modality that sends a current to the body at select voltages and frequencies in order to stimulate pain receptors, disperse edema, or neutralize muscle spasms among other functional applications.

**Electromyogram (EMG)** - Test to determine nerve function.

**Femur** - Thigh bone; longest bone in the body.

**Fibula** - The smaller of the two bones in the lower leg; runs from the knee to the ankle along the outside of the lower leg.



## MEDICAL GLOSSARY

**Fracture** - Breach in continuity of a bone. Types of fractures include simple, compound, comminuted, greenstick, incomplete, impacted, longitudinal, oblique, stress or transverse.

**Glycogen** - Form in which foods are stored in the body as energy.

**Grade One Injury** - A mild injury in which ligament, tendon, or other musculoskeletal tissue may have been stretched or contused, but not torn or otherwise disrupted.

**Grade Two Injury** - A moderate injury when musculoskeletal tissue has been partially, but not totally, torn which causes appreciable limitation in function of the injured tissue.

**Grade Three Injury** - A severe injury in which tissue has been significantly and in some cases totally torn or otherwise disrupted, causing a virtual total loss of function.

**Hamstring** - Category of muscle that runs from the buttocks to the knee along the back of the thigh. It functions to flex the knee, and is often times injured as a result of improper conditioning or lack of muscle flexibility.

**Heat Cramps** - Painful muscle spasms of the arms or legs caused by excessive body heat and depletion of fluids and electrolytes.

**Humerus** - Bone of the upper arm.

**Inflammation** - The body's natural response to injury in which the injury might display various degrees of pain, sweating, heat, redness, and/or loss of function.

**Magnetic Resonance Imaging (MRI)** - Imaging procedure in which a radio frequency pulse causes certain electrical elements of the injured tissue to react to establish a visual image. MRI does not require radiation and is very useful in diagnosis of soft tissue, disc, and meniscus injuries.

**Medial Collateral Ligament (MCL)** - Ligament of knee along the medial aspect that connects the femur to the tibia. It provides stability to the medial aspect of the joint.

**Meniscus** - Crescent shaped cartilage, usually pertaining to the knee joint; also known as "cartilage." There are two menisci in the knee, medial and lateral. These work to absorb weight within the knee and provide stability.

**Metacarpals** - Five long bones of the hand, just below the fingers.

**Metatarsals** - Five long bones of the foot, just below the toes.

**Myositis** - Inflammation of a muscle.

**Neuritis** - Inflammation of a nerve.

**Patella** - The kneecap.

**Patella Tendinitis** - Inflammation of the patella ligament; also known as "jumpers knee".

**Posterior Cruciate Ligament (PCL)** - A primary stabilizing ligament of the knee attaching to posterior tibial plateau and anterior lateral aspect of femoral condyle. It provides stability in keeping the lower leg from going backward.

**Quadriceps (Quads)** - A group of four muscles of the front thigh that run from the hip and form a common tendon at the patella; they are responsible for knee extension.

**Radiography** - Taking of X-rays.

**Reconstruction** - Surgical rebuilding of the joint using natural, artificial or transplanted materials.

**Rotator Cuff** - Comprised of four muscles in the shoulder area that can be irritated by overuse. The muscles are the supraspinatus (most commonly injured), infra-spinatus, teres minor and subscapularis.

**Scapula** - Shoulder blade.

**Shin Splint** - A catch-all syndrome describing pain in the shin that is not a fracture or tumor and cannot be defined otherwise.

**Sprain** - Injury resulting from a stretch or twist of the joint and causes various degrees of stretch or tear of a ligament or other soft tissue at the joint.

**Sternum** - The breast bone.

**Strain** - Injury resulting from a pull or torsion to the muscle or tendon that causes various degrees of stretch or tear to the muscle or tendon tissue.

**Stress Fracture** - A hair-line type of break in a bone caused by overuse.

**Stress X-Ray** - A continual X-ray taken when a portion of the body is stressed to its maximum in order to determine joint stability. This is a test utilized in some ankle injuries.

**Tendinitis** - Inflammation of the tendon and/or tendon sheath, caused by chronic overuse or sudden injury.

**Tendon** - Tissue that connects muscle to bone.

**Tibia** - Larger of the two bones of the lower leg and is the weight-bearing bone of shin.

**Trachea** - The windpipe.

**Triceps** - Muscles of the back of the upper arm, primarily responsible for extending the elbow.

**Ulnar Nerve** - Nerve in elbow commonly irritated from excessive throwing.

**Vasoconstriction** - Decrease of local blood flow.

**Vasodilation** - Increase of local blood flow.





**NATIONAL FOOTBALL LEAGUE**

**410 Park Avenue  
New York, NY 10022  
(212) 758-1500  
(212) 826-3454 (Fax)**

**AMERICAN FOOTBALL CONFERENCE**

**BALTIMORE RAVENS**

11001 Owings Mill Blvd.  
Owings Mill, MD 21117  
(410) 654-6200  
(410) 654-6249 (FAX)

**BUFFALO BILLS**

Rich Stadium  
One Bills Drive  
Orchard Park, NY 14127  
(716) 648-1800  
(716) 649-6446 (FAX)

**CINCINNATI BENGALS**

200 Riverfront Stadium  
Cincinnati, OH 45202  
(513) 621-3550  
(513) 621-3570 (FAX)

**DENVER BRONCOS**

13655 Broncos Parkway  
Englewood, CO 80112  
(303) 649-9000  
(303) 649-9355 (FAX)

**HOUSTON OILERS**

4400 Post Oak Parkway  
Suite 2800  
Houston, TX 77027  
(713) 881-3500  
(713) 881-3527 (FAX)

**INDIANAPOLIS COLTS**

7001 West 56th Street  
Indianapolis, IN 46254  
(317) 297-2658  
(317) 297-8971 (FAX)

**JACKSONVILLE JAGUARS**

One Stadium Place  
Jacksonville, FL 32202  
(904) 633-6000  
(904) 633-6050 (FAX)

**KANSAS CITY CHIEFS**

One Arrowhead Drive  
Kansas City, MO 64129  
(816) 924-9300  
(816) 923-5281 (FAX)

**LOS ANGELES RAIDERS**

332 Center Street  
El Segundo, CA 90245  
(310) 322-3451  
(310) 322-3002 (FAX)

**MIAMI DOLPHINS**

Joe Robbie Stadium  
2269 N.W. 199th Street  
Miami, FL 33056  
(305) 620-5000  
(305) 620-6596 (FAX)

**NEW ENGLAND PATRIOTS**

60 Washington Street  
Foxboro, MA 02035  
(508) 543-8200  
(508) 543-9053 (FAX)

**NEW YORK JETS**

1000 Fulton Avenue  
Hempstead, NY 11550  
(516) 538-6600  
(516) 538-6074 (FAX)

**PITTSBURGH STEELERS**

Three Rivers Stadium  
300 Stadium Circle  
Pittsburgh, PA 15212  
(412) 323-1200  
(412) 323-1393 (FAX)

**SAN DIEGO CHARGERS**

San Diego Jack Murphy Stadium  
9449 Friars Road  
San Diego, CA 92108  
(619) 280-2111  
(619) 280-8107 (FAX)

**SEATTLE SEAHAWKS**

11220 N.E. 53rd Street  
Kirkland, WA 98033  
(206) 827-9777  
(206) 828-8336 (FAX)

**NFL PROPERTIES - HEADQUARTERS**

**410 Park Avenue  
New York, NY 10022  
(212) 838-0660  
(212) 758-4239 (Fax)**

**NATIONAL FOOTBALL CONFERENCE****ARIZONA CARDINALS**

P.O. Box 888  
Phoenix, AZ 85001-0888  
(602) 379-0101  
(602) 379-1821 (FAX)

**ATLANTA FALCONS**

One Falcon Place  
Suwanee, GA 30174  
(404) 945-1111  
(404) 945-6566 (FAX)

**CAROLINA PANTHERS**

800 South Main Street  
Charlotte, NC 28202  
(704) 358-7000  
(704) 358-8803 (FAX)

**CHICAGO BEARS**

Halas Hall  
250 North Washington Road  
Lake Forest, IL 60045  
(708) 295-6600  
(708) 295-5238 (FAX)

**DALLAS COWBOYS**

One Cowboys Parkway  
Irving, TX 75063-4999  
(214) 556-9900  
(214) 556-9970 (FAX)

**DETROIT LIONS**

1200 Featherstone Road  
Pontiac, MI 48342  
(810) 335-4131  
(810) 335-0764 (FAX)

**GREEN BAY PACKERS**

1265 Lombardi Avenue  
Green Bay, WI 54304  
(414) 496-5700  
(414) 496-5712 (FAX)

**ST. LOUIS RAMS**

1 Rams Way  
St. Louis, MO 63045  
(314) 982-7267  
(314) 770-9261 (FAX)

**MINNESOTA VIKINGS**

9520 Viking Drive  
Eden Prairie, MN 55344  
(612) 828-6500  
(612) 828-6540 (FAX)

**NEW ORLEANS SAINTS**

6928 Saints Drive  
Metairie, LA 70003  
(504) 733-0255  
(504) 733-5734 (FAX)

**NEW YORK GIANTS**

Giants Stadium  
East Rutherford, NJ 07073  
(201) 935-8111  
(201) 935-8493 (FAX)

**PHILADELPHIA EAGLES**

Veterans Stadium  
3501 S. Broad Street  
Philadelphia, PA 19148  
(215) 463-2500  
(215) 339-5464 (FAX)

**SAN FRANCISCO 49ERS**

4949 Centennial Boulevard  
Santa Clara, CA 95054-1229  
(408) 562-4949  
(408) 727-2760 (FAX)

**TAMPA BAY BUCCANEERS**

One Buccaneer Place  
Tampa, FL 33607  
(813) 870-2700  
(813) 878-0813 (FAX)

**WASHINGTON REDSKINS**

P.O. Box 17247  
Dulles International Airport  
Washington, D.C. 20041  
(703) 478-8900  
(703) 729-7605 (FAX)



# 1996 NEW ENGLAND PATRIOTS

## 1996 AFC TEAM BY TEAM SCHEDULES

### BALTIMORE RAVENS

Sept. 1	OAKLAND	1:00
Sept. 8	at Pittsburgh	1:00
Sept. 15	at Houston	12:00
Sept. 22	OPEN DATE	
Sept. 29	NEW ORLEANS	1:00
Oct. 6	NEW ENGLAND	1:00
Oct. 13	at Indianapolis	7:00
Oct. 20	at Denver	2:00
Oct. 27	ST. LOUIS	1:00
Nov. 3	CINCINNATI	1:00
Nov. 10	at Jacksonville	4:00
Nov. 17	at San Francisco	1:00
Nov. 24	JACKSONVILLE	1:00
Dec. 1	PITTSBURGH	1:00
Dec. 8	at Cincinnati	1:00
Dec. 15	at Carolina	1:00
Dec. 22	HOUSTON	1:00

### BUFFALO BILLS

Sept. 1	at New York Giants	8:00
Sept. 8	NEW ENGLAND	1:00
Sept. 16	at Pittsburgh	9:00
Sept. 22	DALLAS	4:00
Sept. 29	OPEN DATE	
Oct. 6	INDIANAPOLIS	4:00
Oct. 13	MIAMI	1:00
Oct. 20	at New York Jets	4:00
Oct. 27	at New England	8:00
Nov. 3	WASHINGTON	4:00
Nov. 10	at Philadelphia	1:00
Nov. 17	CINCINNATI	1:00
Nov. 24	NEW YORK JETS	1:00
Dec. 1	at Indianapolis	1:00
Dec. 8	at Seattle	1:00
Dec. 16	at Miami	9:00
Dec. 22	KANSAS CITY	1:00

### CINCINNATI BENGALS

Sept. 1	at St. Louis	12:00
Sept. 8	at San Diego	1:00
Sept. 15	NEW ORLEANS	1:00
Sept. 22	OPEN DATE	
Sept. 29	DENVER	1:00
Oct. 6	HOUSTON	8:00
Oct. 13	at Pittsburgh	1:00
Oct. 20	at San Francisco	1:00
Oct. 27	JACKSONVILLE	1:00
Nov. 3	at Baltimore	1:00
Nov. 10	PITTSBURGH	1:00
Nov. 17	at Buffalo	1:00
Nov. 24	ATLANTA	1:00
Dec. 1	at Jacksonville	1:00
Dec. 8	BALTIMORE	1:00
Dec. 15	at Houston	12:00
Dec. 22	INDIANAPOLIS	1:00

### DENVER BRONCOS

Sept. 1	NEW YORK JETS	2:00
Sept. 8	at Seattle	1:00
Sept. 15	TAMPA BAY	6:00
Sept. 22	at Kansas City	12:00
Sept. 29	at Cincinnati	1:00
Oct. 6	SAN DIEGO	2:00
Oct. 13	OPEN DATE	
Oct. 20	BALTIMORE	2:00
Oct. 27	KANSAS CITY	2:00
Nov. 4	at Oakland	6:00
Nov. 10	CHICAGO	2:00
Nov. 17	at New England	1:00
Nov. 24	at Minnesota	12:00
Dec. 1	SEATTLE	2:00
Dec. 8	at Green Bay	12:00
Dec. 15	OAKLAND	2:00
Dec. 22	at San Diego	5:00

### HOUSTON OILERS

Sept. 1	KANSAS CITY	12:00
Sept. 8	at Jacksonville	1:00
Sept. 15	BALTIMORE	12:00
Sept. 22	OPEN DATE	
Sept. 29	at Pittsburgh	1:00
Oct. 6	at Cincinnati	8:00
Oct. 13	at Atlanta	1:00
Oct. 20	PITTSBURGH	3:00
Oct. 27	SAN FRANCISCO	12:00
Nov. 3	at Seattle	1:00
Nov. 10	at Orleans	12:00
Nov. 17	MIAMI	3:00
Nov. 24	CAROLINA	12:00
Dec. 1	at New York Jets	4:00
Dec. 8	JACKSONVILLE	12:00
Dec. 15	CINCINNATI	12:00
Dec. 22	at Baltimore	1:00

### INDIANAPOLIS COLTS

Sept. 1	ARIZONA	12:00
Sept. 8	at New York Jets	1:00
Sept. 15	at Dallas	3:00
Sept. 23	MIAMI	8:00
Sept. 29	OPEN DATE	
Oct. 6	at Buffalo	4:00
Oct. 13	BALTIMORE	7:00
Oct. 20	NEW ENGLAND	12:00
Oct. 27	at Washington	1:00
Nov. 3	SAN DIEGO	1:00
Nov. 10	at Miami	1:00
Nov. 17	NEW YORK JETS	1:00
Nov. 24	at New England	1:00
Dec. 1	BUFFALO	1:00
Dec. 5	PHILADELPHIA	8:00
Dec. 15	at Kansas City	12:00
Dec. 22	at Cincinnati	1:00

### JACKSONVILLE JAGUARS

Sept. 1	PITTSBURGH	1:00
Sept. 8	HOUSTON	1:00
Sept. 15	at Oakland	1:00
Sept. 22	at New England	4:00
Sept. 29	CAROLINA	1:00
Oct. 6	at Orleans	3:00
Oct. 13	NEW YORK JETS	1:00
Oct. 20	at St. Louis	3:00
Oct. 27	at Cincinnati	1:00
Nov. 3	OPEN DATE	
Nov. 10	BALTIMORE	4:00
Nov. 17	at Pittsburgh	1:00
Nov. 24	at Baltimore	1:00
Dec. 1	CINCINNATI	1:00
Dec. 8	at Houston	12:00
Dec. 15	SEATTLE	8:00
Dec. 22	ATLANTA	1:00

### KANSAS CITY CHIEFS

Sept. 1	at Houston	12:00
Sept. 8	OAKLAND	12:00
Sept. 15	at Seattle	1:00
Sept. 22	DENVER	12:00
Sept. 29	at San Diego	1:00
Oct. 7	PITTSBURGH	8:00
Oct. 13	OPEN DATE	
Oct. 17	SEATTLE	7:00
Oct. 27	at Denver	2:00
Nov. 3	at Minnesota	12:00
Nov. 10	GREEN BAY	12:00
Nov. 17	CHICAGO	12:00
Nov. 24	SAN DIEGO	12:00
Nov. 28	at Detroit	12:30
Dec. 9	at Oakland	6:00
Dec. 15	INDIANAPOLIS	12:00
Dec. 22	at Buffalo	1:00

### MIAMI DOLPHINS

Sept. 1	NEW ENGLAND	4:00
Sept. 8	at Arizona	5:00
Sept. 15	NEW YORK JETS	1:00
Sept. 23	at Indianapolis	8:00
Sept. 29	OPEN DATE	
Oct. 6	SEATTLE	1:00
Oct. 13	at Buffalo	1:00
Oct. 20	at Philadelphia	1:00
Oct. 27	DALLAS	4:00
Nov. 3	at New England	4:00
Nov. 10	INDIANAPOLIS	1:00
Nov. 17	at Houston	3:00
Nov. 25	PITTSBURGH	9:00
Dec. 1	at Oakland	1:00
Dec. 8	NEW YORK GIANTS	1:00
Dec. 16	BUFFALO	9:00
Dec. 22	at New York Jets	1:00

### NEW ENGLAND PATRIOTS

Sept. 1	at Miami	4:00
Sept. 8	at Buffalo	1:00
Sept. 15	ARIZONA	1:00
Sept. 22	JACKSONVILLE	4:00
Sept. 29	OPEN DATE	
Oct. 6	at Baltimore	1:00
Oct. 13	WASHINGTON	1:00
Oct. 20	at Indianapolis	12:00
Oct. 27	BUFFALO	8:00
Nov. 3	MIAMI	4:00
Nov. 10	at New York Jets	1:00
Nov. 17	DENVER	1:00
Nov. 24	INDIANAPOLIS	1:00
Dec. 1	at San Diego	5:00
Dec. 8	NEW YORK JETS	4:00
Dec. 15	at Dallas	12:00
Dec. 21	at N.Y. Giants	12:30

### NEW YORK JETS

Sept. 1	at Denver	2:00
Sept. 8	INDIANAPOLIS	1:00
Sept. 15	at Miami	1:00
Sept. 22	NY GIANTS	1:00
Sept. 29	at Washington	8:00
Oct. 6	OAKLAND	1:00
Oct. 13	at Jacksonville	1:00
Oct. 20	BUFFALO	4:00
Oct. 27	at Arizona	2:00
Nov. 3	OPEN DATE	
Nov. 10	NEW ENGLAND	1:00
Nov. 17	at Indianapolis	1:00
Nov. 24	at Buffalo	1:00
Dec. 1	HOUSTON	4:00
Dec. 8	at New England	4:00
Dec. 14	PHILADELPHIA	12:30
Dec. 22	MIAMI	1:00

### OAKLAND RAIDERS

Sept. 1	at Baltimore	1:00
Sept. 8	at Kansas City	12:00
Sept. 15	JACKSONVILLE	1:00
Sept. 22	SAN DIEGO	1:00
Sept. 29	at Chicago	12:00
Oct. 6	at New York Jets	1:00
Oct. 13	DETROIT	1:00
Oct. 21	at San Diego	6:00
Oct. 27	OPEN DATE	
Nov. 4	DENVER	6:00
Nov. 10	at Tampa Bay	1:00
Nov. 17	MINNESOTA	5:00
Nov. 24	at Seattle	1:00
Dec. 1	MIAMI	1:00
Dec. 9	KANSAS CITY	6:00
Dec. 15	at Denver	2:00
Dec. 22	SEATTLE	1:00

### PITTSBURGH STEELERS

Sept. 1	at Jacksonville	1:00
Sept. 8	BALTIMORE	1:00
Sept. 16	BUFFALO	9:00
Sept. 22	OPEN DATE	
Sept. 29	HOUSTON	1:00
Oct. 7	at Kansas City	8:00
Oct. 13	CINCINNATI	1:00
Oct. 20	at Houston	3:00
Oct. 27	at Atlanta	1:00
Nov. 3	ST. LOUIS	1:00
Nov. 10	at Cincinnati	1:00
Nov. 17	JACKSONVILLE	1:00
Nov. 25	at Miami	9:00
Dec. 1	at Baltimore	1:00
Dec. 8	SAN DIEGO	1:00
Dec. 15	SAN FRANCISCO	1:00
Dec. 22	at Carolina	1:00

### SAN DIEGO CHARGERS

Sept. 1	SEATTLE	1:00
Sept. 8	CINCINNATI	1:00
Sept. 15	at Green Bay	12:00
Sept. 22	at Oakland	1:00
Sept. 29	KANSAS CITY	1:00
Oct. 6	at Denver	2:00
Oct. 13	OPEN DATE	
Oct. 21	OAKLAND	6:00
Oct. 27	at Seattle	1:00
Nov. 3	at Indianapolis	1:00
Nov. 11	DETROIT	6:00
Nov. 17	TAMPA BAY	1:00
Nov. 24	at Kansas City	12:00
Dec. 1	NEW ENGLAND	5:00
Dec. 8	at Pittsburgh	1:00
Dec. 14	at Chicago	(Sat.) 3:00
Dec. 22	DENVER	5:00

### SEATTLE SEAHAWKS

Sept. 1	at San Diego	1:00
Sept. 8	DENVER	1:00
Sept. 15	KANSAS CITY	1:00
Sept. 22	at Tampa Bay	1:00
Sept. 29	GREEN BAY	1:00
Oct. 6	at Miami	1:00
Oct. 13	OPEN DATE	
Oct. 17	at Kansas City	7:00
Oct. 27	SAN DIEGO	1:00
Nov. 3	HOUSTON	1:00
Nov. 10	MINNESOTA	1:00
Nov. 17	at Detroit	1:00
Nov. 24	OAKLAND	1:00
Dec. 1	at Denver	2:00
Dec. 8	BUFFALO	1:00
Dec. 15	at Jacksonville	8:00
Dec. 22	at Oakland	1:00



## 1996 NFC TEAM BY TEAM SCHEDULES

## ARIZONA CARDINALS

Sept. 1	at Indianapolis	12:00
Sept. 8	MIAMI	5:00
Sept. 15	at New England	1:00
Sept. 22	at Orleans	12:00
Sept. 29	ST. LOUIS	1:00
Oct. 6	OPEN DATE	
Oct. 13	at Dallas	12:00
Oct. 20	TAMPA BAY	1:00
Oct. 27	NEW YORK JETS	2:00
Nov. 3	at New York Giants	1:00
Nov. 10	at Washington	1:00
Nov. 17	NEW YORK GIANTS	2:00
Nov. 24	PHILADELPHIA	2:00
Dec. 1	at Minnesota	12:00
Dec. 8	DALLAS	2:00
Dec. 15	WASHINGTON	2:00
Dec. 22	at Philadelphia	1:00

## DETROIT LIONS

Sept. 1	at Minnesota	12:00
Sept. 8	TAMPA BAY	1:00
Sept. 15	at Philadelphia	1:00
Sept. 22	CHICAGO	4:00
Sept. 29	at Tampa Bay	1:00
Oct. 6	ATLANTA	1:00
Oct. 13	at Oakland	1:00
Oct. 20	OPEN DATE	
Oct. 27	NY GIANTS	1:00
Nov. 3	at Green Bay	12:00
Nov. 11	at San Diego	6:00
Nov. 17	SEATTLE	1:00
Nov. 24	at Chicago	12:00
Nov. 28	KANSAS CITY	12:30
Dec. 8	MINNESOTA	8:00
Dec. 15	GREEN BAY	1:00
Dec. 23	at San Francisco	6:00

## PHILADELPHIA EAGLES

Sept. 1	at Washington	1:00
Sept. 9	at Green Bay	8:00
Sept. 15	DETROIT	1:00
Sept. 22	at Atlanta	8:00
Sept. 30	DALLAS	9:00
Oct. 6	OPEN DATE	
Oct. 13	at New York Giants	4:00
Oct. 20	MIAMI	1:00
Oct. 27	CAROLINA	1:00
Nov. 3	at Dallas	12:00
Nov. 10	BUFFALO	1:00
Nov. 17	WASHINGTON	1:00
Nov. 24	at Arizona	2:00
Dec. 1	NY GIANTS	1:00
Dec. 5	at Indianapolis	8:00
Dec. 14	at New York Jets	12:30
Dec. 22	ARIZONA	1:00

## ATLANTA FALCONS

Sept. 1	at Carolina	1:00
Sept. 8	MINNESOTA	1:00
Sept. 15	OPEN DATE	
Sept. 22	PHILADELPHIA	8:00
Sept. 29	at San Francisco	1:00
Oct. 6	at Detroit	1:00
Oct. 13	HOUSTON	1:00
Oct. 20	at Dallas	12:00
Oct. 27	PITTSBURGH	1:00
Nov. 3	CAROLINA	1:00
Nov. 10	at St. Louis	12:00
Nov. 17	NEW ORLEANS	1:00
Nov. 24	at Cincinnati	1:00
Dec. 2	SAN FRANCISCO	9:00
Dec. 8	at Orleans	12:00
Dec. 15	ST. LOUIS	1:00
Dec. 22	at Jacksonville	1:00

## GREEN BAY PACKERS

Sept. 1	at Tampa Bay	4:00
Sept. 9	PHILADELPHIA	8:00
Sept. 15	SAN DIEGO	12:00
Sept. 22	at Minnesota	12:00
Sept. 29	at Seattle	1:00
Oct. 6	at Chicago	12:00
Oct. 14	SAN FRANCISCO	8:00
Oct. 20	OPEN DATE	
Oct. 27	TAMPA BAY	12:00
Nov. 3	DETROIT	12:00
Nov. 10	at Kansas City	12:00
Nov. 18	at Dallas	8:00
Nov. 24	at St. Louis	7:00
Dec. 1	CHICAGO	12:00
Dec. 8	DENVER	12:00
Dec. 15	at Detroit	1:00
Dec. 22	MINNESOTA	12:00

## ST. LOUIS RAMS

Sept. 1	CINCINNATI	12:00
Sept. 8	at San Francisco	1:00
Sept. 15	OPEN DATE	
Sept. 22	WASHINGTON	12:00
Sept. 29	at Arizona	1:00
Oct. 6	SAN FRANCISCO	3:00
Oct. 13	at Carolina	1:00
Oct. 20	JACKSONVILLE	3:00
Oct. 27	at Baltimore	1:00
Nov. 3	at Pittsburgh	1:00
Nov. 10	ATLANTA	12:00
Nov. 17	CAROLINA	12:00
Nov. 24	GREEN BAY	7:00
Dec. 1	at Orleans	3:00
Dec. 8	at Chicago	12:00
Dec. 15	at Atlanta	1:00
Dec. 21	NEW ORLEANS	3:00

## CAROLINA PANTHERS

Sept. 1	ATLANTA	1:00
Sept. 8	at Orleans	12:00
Sept. 15	OPEN DATE	
Sept. 22	SAN FRANCISCO	1:00
Sept. 29	at Jacksonville	1:00
Oct. 6	at Minnesota	12:00
Oct. 13	ST. LOUIS	1:00
Oct. 20	NEW ORLEANS	1:00
Oct. 27	at Philadelphia	1:00
Nov. 3	at Atlanta	1:00
Nov. 10	NY GIANTS	8:00
Nov. 17	at St. Louis	12:00
Nov. 24	at Houston	12:00
Dec. 1	TAMPA BAY	1:00
Dec. 8	at San Francisco	1:00
Dec. 15	BALTIMORE	1:00
Dec. 22	PITTSBURGH	1:00

## MINNESOTA VIKINGS

Sept. 1	DETROIT	12:00
Sept. 8	at Atlanta	1:00
Sept. 15	at Chicago	12:00
Sept. 22	GREEN BAY	12:00
Sept. 29	at New York Giants	1:00
Oct. 6	CAROLINA	12:00
Oct. 13	at Tampa Bay	1:00
Oct. 20	OPEN DATE	
Oct. 28	CHICAGO	8:00
Nov. 3	KANSAS CITY	12:00
Nov. 10	at Seattle	1:00
Nov. 17	at Oakland	5:00
Nov. 24	DENVER	12:00
Dec. 1	ARIZONA	12:00
Dec. 8	at Detroit	8:00
Dec. 15	TAMPA BAY	12:00
Dec. 22	at Green Bay	12:00

## SAN FRANCISCO 49ERS

Sept. 1	NEW ORLEANS	1:00
Sept. 8	ST. LOUIS	1:00
Sept. 15	OPEN DATE	
Sept. 22	at Carolina	1:00
Sept. 29	ATLANTA	1:00
Oct. 6	at St. Louis	3:00
Oct. 14	at Green Bay	8:00
Oct. 20	CINCINNATI	1:00
Oct. 27	at Houston	12:00
Nov. 3	at Orleans	7:00
Nov. 10	DALLAS	1:00
Nov. 17	BALTIMORE	1:00
Nov. 24	at Washington	1:00
Dec. 2	at Atlanta	9:00
Dec. 8	CAROLINA	1:00
Dec. 15	at Pittsburgh	1:00
Dec. 23	DETROIT	6:00

## CHICAGO BEARS

Sept. 2	DALLAS	8:00
Sept. 8	at Washington	1:00
Sept. 15	MINNESOTA	12:00
Sept. 22	at Detroit	4:00
Sept. 29	OAKLAND	12:00
Oct. 6	GREEN BAY	12:00
Oct. 13	at Orleans	12:00
Oct. 20	OPEN DATE	
Oct. 28	at Minnesota	8:00
Nov. 3	TAMPA BAY	12:00
Nov. 10	at Denver	2:00
Nov. 17	at Kansas City	12:00
Nov. 24	DETROIT	12:00
Dec. 1	at Green Bay	12:00
Dec. 8	ST. LOUIS	12:00
Dec. 14	SAN DIEGO	3:00
Dec. 22	at Tampa Bay	1:00

## NEW ORLEANS SAINTS

Sept. 1	at San Francisco	1:00
Sept. 8	CAROLINA	12:00
Sept. 15	at Cincinnati	1:00
Sept. 22	ARIZONA	12:00
Sept. 29	at Baltimore	1:00
Oct. 6	JACKSONVILLE	3:00
Oct. 13	CHICAGO	12:00
Oct. 20	at Carolina	1:00
Oct. 27	OPEN DATE	
Nov. 3	SAN FRANCISCO	7:00
Nov. 10	HOUSTON	12:00
Nov. 17	at Atlanta	1:00
Nov. 24	at Tampa Bay	1:00
Dec. 1	ST. LOUIS	3:00
Dec. 8	ATLANTA	12:00
Dec. 15	at New York Giants	1:00
Dec. 21	at St. Louis	3:00

## TAMPA BAY BUCCANEERS

Sept. 1	GREEN BAY	4:00
Sept. 8	at Detroit	1:00
Sept. 15	at Denver	6:00
Sept. 22	SEATTLE	1:00
Sept. 29	DETROIT	1:00
Oct. 6	OPEN DATE	
Oct. 13	MINNESOTA	1:00
Oct. 20	at Arizona	1:00
Oct. 27	at Green Bay	12:00
Nov. 3	at Chicago	12:00
Nov. 10	OAKLAND	1:00
Nov. 17	at San Diego	1:00
Nov. 24	NEW ORLEANS	1:00
Dec. 1	at Carolina	1:00
Dec. 8	WASHINGTON	1:00
Dec. 15	at Minnesota	12:00
Dec. 22	CHICAGO	1:00

## DALLAS COWBOYS

Sept. 2	at Chicago	8:00
Sept. 8	NY GIANTS	3:00
Sept. 15	INDIANAPOLIS	3:00
Sept. 22	at Buffalo	4:00
Sept. 30	at Philadelphia	9:00
Oct. 6	OPEN DATE	
Oct. 13	ARIZONA	12:00
Oct. 20	ATLANTA	12:00
Oct. 27	at Miami	4:00
Nov. 3	PHILADELPHIA	12:00
Nov. 10	at San Francisco	1:00
Nov. 18	GREEN BAY	8:00
Nov. 24	at New York Giants	4:00
Nov. 28	WASHINGTON	3:00
Dec. 8	at Arizona	2:00
Dec. 15	NEW ENGLAND	12:00
Dec. 22	at Washington	4:00

## NEW YORK GIANTS

Sept. 1	BUFFALO	8:00
Sept. 8	at Dallas	3:00
Sept. 15	WASHINGTON	4:00
Sept. 22	at New York Jets	1:00
Sept. 29	MINNESOTA	1:00
Oct. 6	OPEN DATE	
Oct. 13	PHILADELPHIA	4:00
Oct. 20	at Washington	1:00
Oct. 27	at Detroit	1:00
Nov. 3	ARIZONA	1:00
Nov. 10	at Carolina	8:00
Nov. 17	at Arizona	2:00
Nov. 24	DALLAS	4:00
Dec. 1	at Philadelphia	1:00
Dec. 8	at Miami	1:00
Dec. 15	NEW ORLEANS	1:00
Dec. 21	NEW ENGLAND	12:30

## WASHINGTON REDSKINS

Sept. 1	PHILADELPHIA	1:00
Sept. 8	CHICAGO	1:00
Sept. 15	at New York Giants	4:00
Sept. 22	at St. Louis	12:00
Sept. 29	NEW YORK JETS	8:00
Oct. 6	OPEN DATE	
Oct. 13	at New England	1:00
Oct. 20	NY GIANTS	1:00
Oct. 27	INDIANAPOLIS	1:00
Nov. 3	at Buffalo	4:00
Nov. 10	ARIZONA	1:00
Nov. 17	at Philadelphia	1:00
Nov. 24	SAN FRANCISCO	1:00
Nov. 28	at Dallas	3:00
Dec. 8	at Tampa Bay	1:00
Dec. 15	at Arizona	2:00
Dec. 22	DALLAS	4:00



## 1996 NFL SCHEDULE

**FIRST WEEK****SUNDAY, SEPTEMBER 3**

Arizona at Indianapolis .....	1:00
Atlanta at Carolina .....	1:00
Cincinnati at St. Louis .....	1:00
Detroit at Minnesota .....	1:00
Kansas City at Houston .....	1:00
Oakland at Baltimore .....	1:00
Philadelphia at Washington .....	1:00
Pittsburgh at Jacksonville .....	1:00
Green Bay at Tampa Bay .....	4:00

**New England at Miami .....** 4:00

New Orleans at San Francisco .....	4:00
New York Jets at Denver .....	4:00
Seattle at San Diego .....	4:00
Buffalo at New York Giants .....	8:00

**MONDAY, SEPTEMBER 2**

Dallas at Chicago .....	9:00
-------------------------	------

**SECOND WEEK****SUNDAY, SEPTEMBER 8**

Baltimore at Pittsburgh .....	1:00
Carolina at New Orleans .....	1:00
Chicago at Washington .....	1:00
Houston at Jacksonville .....	1:00
Indianapolis at New York Jets .....	1:00
Minnesota at Atlanta .....	1:00

**New England at Buffalo .....** 1:00

Oakland at Kansas City .....	1:00
Tampa Bay at Detroit .....	1:00
Cincinnati at San Diego .....	4:00
Denver at Seattle .....	4:00
New York Giants at Dallas .....	4:00
St. Louis at San Francisco .....	4:00
Miami at Arizona .....	8:00

**MONDAY, SEPTEMBER 9**

Philadelphia at Green Bay .....	9:00
---------------------------------	------

**THIRD WEEK**

(Open Dates: Atlanta, Carolina, St. Louis, San Francisco)

**SUNDAY, SEPTEMBER 15****Arizona at New England .....** 1:00

Baltimore at Houston .....	1:00
Detroit at Philadelphia .....	1:00
Minnesota at Chicago .....	1:00
New Orleans at Cincinnati .....	1:00
New York Jets at Miami .....	1:00
San Diego at Green Bay .....	1:00
Indianapolis at Dallas .....	4:00
Jacksonville at Oakland .....	4:00
Kansas City at Seattle .....	4:00
Washington at New York Giants .....	4:00
Tampa Bay at Denver .....	8:00

**MONDAY, SEPTEMBER 16**

Buffalo at Pittsburgh .....	9:00
-----------------------------	------

**FOURTH WEEK**

(Open Dates: Baltimore, Cincinnati, Houston, Pittsburgh)

**SUNDAY, SEPTEMBER 22**

Arizona at New Orleans .....	1:00
Denver at Kansas City .....	1:00
Green Bay at Minnesota .....	1:00

**Jacksonville at New England .....** 1:00

New York Giants at New York Jets .....	1:00
San Francisco at Carolina .....	1:00
Seattle at Tampa Bay .....	1:00
Washington at St. Louis .....	1:00
Chicago at Detroit .....	4:00
Dallas at Buffalo .....	4:00
San Diego at Oakland .....	4:00
Philadelphia at Atlanta .....	8:00

**MONDAY, SEPTEMBER 23**

Miami at Indianapolis .....	9:00
-----------------------------	------

**FIFTH WEEK**

(Open Dates: Buffalo, Indianapolis, Miami, New England)

**SUNDAY, SEPTEMBER 29**

Carolina at Jacksonville .....	1:00
Denver at Cincinnati .....	1:00
Detroit at Tampa Bay .....	1:00
Houston at Pittsburgh .....	1:00

Minnesota at New York Giants .....	1:00
------------------------------------	------

New Orleans at Baltimore .....	1:00
--------------------------------	------

Oakland at Chicago .....	1:00
--------------------------	------

Atlanta at San Francisco .....	4:00
--------------------------------	------

Green Bay at Seattle .....	4:00
----------------------------	------

Kansas City at San Diego .....	4:00
--------------------------------	------

St. Louis at Arizona .....	4:00
----------------------------	------

New York Jets at Washington .....	8:00
-----------------------------------	------

**MONDAY, SEPTEMBER 30**

Dallas at Philadelphia .....	9:00
------------------------------	------

**SIXTH WEEK**

(Open Dates: Arizona, Dallas, New York Giants, Philadelphia, Tampa Bay, Washington)

**SUNDAY, OCTOBER 6**

Atlanta at Detroit .....	1:00
--------------------------	------

Carolina at Minnesota .....	1:00
-----------------------------	------

Green Bay at Chicago .....	1:00
----------------------------	------

**New England at Baltimore .....** 1:00

Oakland at New York Jets .....	1:00
--------------------------------	------

Seattle at Miami .....	1:00
------------------------	------

Indianapolis at Buffalo .....	4:00
-------------------------------	------

Jacksonville at New Orleans .....	4:00
-----------------------------------	------

San Diego at Denver .....	4:00
---------------------------	------

San Francisco at St. Louis .....	4:00
----------------------------------	------

Houston at Cincinnati .....	8:00
-----------------------------	------

**MONDAY, OCTOBER 7**

Pittsburgh at Kansas City .....	9:00
---------------------------------	------

**SEVENTH WEEK**

(Open Dates: Denver, Kansas City, San Diego, Seattle)

**SUNDAY, OCTOBER 13**

Arizona at Dallas .....	1:00
-------------------------	------

Chicago at New Orleans .....	1:00
------------------------------	------

Cincinnati at Pittsburgh .....	1:00
--------------------------------	------

Houston at Atlanta .....	1:00
--------------------------	------

Miami at Buffalo .....	1:00
------------------------	------

Minnesota at Tampa Bay .....	1:00
------------------------------	------

New York Jets at Jacksonville .....	1:00
-------------------------------------	------

St. Louis at Carolina .....	1:00
-----------------------------	------

**Washington at New England .....** 1:00

Detroit at Oakland .....	4:00
--------------------------	------

Philadelphia at New York Giants .....	4:00
---------------------------------------	------

Baltimore at Indianapolis .....	8:00
---------------------------------	------

**MONDAY, OCTOBER 14**

San Francisco at Green Bay .....	9:00
----------------------------------	------

**EIGHT WEEK**

(Open Dates: Chicago, Detroit, Green Bay, Minnesota)

**THURSDAY, OCTOBER 17**

Seattle at Kansas City .....	8:00
------------------------------	------

**SUNDAY, OCTOBER 20**

Atlanta at Dallas .....	1:00
-------------------------	------

Miami at Philadelphia .....	1:00
-----------------------------	------

**New England at Indianapolis .....** 1:00

New Orleans at Carolina .....	1:00
-------------------------------	------

New York Giants at Washington .....	1:00
-------------------------------------	------

Baltimore at Denver .....	4:00
---------------------------	------

Buffalo at New York Jets .....	4:00
--------------------------------	------

Cincinnati at San Francisco .....	4:00
-----------------------------------	------

Jacksonville at St. Louis .....	4:00
---------------------------------	------

Pittsburgh at Houston .....	4:00
-----------------------------	------

Tampa Bay at Arizona .....	4:00
----------------------------	------

**MONDAY, OCTOBER 21**

Oakland at San Diego .....	9:00
----------------------------	------

**NINTH WEEK**

(Open Dates: New Orleans, Oakland)

**SUNDAY, OCTOBER 27**

Carolina at Philadelphia .....	1:00
--------------------------------	------

Indianapolis at Washington .....	1:00
----------------------------------	------

Jacksonville at Cincinnati .....	1:00
----------------------------------	------

New York Giants at Detroit .....	1:00
----------------------------------	------

Pittsburgh at Atlanta .....	1:00
-----------------------------	------

St. Louis at Baltimore .....	1:00
------------------------------	------

San Francisco at Houston .....	1:00
--------------------------------	------

Tampa Bay at Green Bay .....	1:00
------------------------------	------

Dallas at Miami .....	4:00
-----------------------	------

Kansas City at Denver .....	4:00
-----------------------------	------

New York Jets at Arizona .....	4:00
--------------------------------	------

San Diego at Seattle .....	4:00
----------------------------	------

**Buffalo at New England .....** 8:00



**MONDAY, OCTOBER 28**

Chicago at Minnesota ..... 9:00

**TENTH WEEK**

(Open Dates: Jacksonville, New York Jets)

**SUNDAY, NOVEMBER 3**

Arizona at New York Giants ..... 1:00

Carolina at Atlanta ..... 1:00

Cincinnati at Baltimore ..... 1:00

Detroit at Green Bay ..... 1:00

Kansas City at Minnesota ..... 1:00

Philadelphia at Dallas ..... 1:00

St. Louis at Pittsburgh ..... 1:00

San Diego at Indianapolis ..... 1:00

Tampa Bay at Chicago ..... 1:00

Houston at Seattle ..... 4:00

**Miami at New England ..... 4:00**

Washington at Buffalo ..... 4:00

San Francisco at New Orleans ..... 8:00

**MONDAY, NOVEMBER 4**

Denver at Oakland ..... 9:00

**ELEVENTH WEEK****SUNDAY, NOVEMBER 10**

Arizona at Washington ..... 1:00

Atlanta at St. Louis ..... 1:00

Buffalo at Philadelphia ..... 1:00

Green Bay at Kansas City ..... 1:00

Houston at New Orleans ..... 1:00

Indianapolis at Miami ..... 1:00

**New England at New York Jets ..... 1:00**

Oakland at Tampa Bay ..... 1:00

Pittsburgh at Cincinnati ..... 1:00

Baltimore at Jacksonville ..... 4:00

Chicago at Denver ..... 4:00

Dallas at San Francisco ..... 4:00

Minnesota at Seattle ..... 4:00

New York Giants at Carolina ..... 8:00

**MONDAY, NOVEMBER 11**

Detroit at San Diego ..... 9:00

**TWELFTH WEEK****SUNDAY, NOVEMBER 17**

Carolina at St. Louis ..... 1:00

Chicago at Kansas City ..... 1:00

Cincinnati at Buffalo ..... 1:00

**Denver at New England ..... 1:00**

Jacksonville at Pittsburgh ..... 1:00

New Orleans at Atlanta ..... 1:00

New York Jets at Indianapolis ..... 1:00

Seattle at Detroit ..... 1:00

Washington at Philadelphia ..... 1:00

Baltimore at San Francisco ..... 4:00

Miami at Houston ..... 4:00

New York Giants at Arizona ..... 4:00

Tampa Bay at San Diego ..... 4:00

Minnesota at Oakland ..... 8:00

**MONDAY, NOVEMBER 18**

Green Bay at Dallas ..... 9:00

**THIRTEENTH WEEK****SUNDAY, NOVEMBER 24**

Atlanta at Cincinnati ..... 1:00

Carolina at Houston ..... 1:00

Denver at Minnesota ..... 1:00

Detroit at Chicago ..... 1:00

**Indianapolis at New England ..... 1:00**

Jacksonville at Baltimore ..... 1:00

New Orleans at Tampa Bay ..... 1:00

New York Jets at Buffalo ..... 1:00

San Diego at Kansas City ..... 1:00

San Francisco at Washington ..... 1:00

Dallas at New York Giants ..... 4:00

Oakland at Seattle ..... 4:00

Philadelphia at Arizona ..... 4:00

Green Bay at St. Louis ..... 8:00

**MONDAY, NOVEMBER 25**

Pittsburgh at Miami ..... 9:00

**FOURTEENTH WEEK****THURSDAY, NOVEMBER 28**

Kansas City at Detroit ..... 12:30

Washington at Dallas ..... 4:00

**SUNDAY, DECEMBER 1**

Arizona at Minnesota ..... 1:00

Buffalo at Indianapolis ..... 1:00

Chicago at Green Bay ..... 1:00

Cincinnati at Jacksonville ..... 1:00

New York Giants at Philadelphia ..... 1:00

Pittsburgh at Baltimore ..... 1:00

Tampa Bay at Carolina ..... 1:00

Houston at New York Jets ..... 4:00

Miami at Oakland ..... 4:00

St. Louis at New Orleans ..... 4:00

Seattle at Denver ..... 4:00

**New England at San Diego ..... 8:00****MONDAY, DECEMBER 2**

San Francisco at Atlanta ..... 9:00

**FIFTEENTH WEEK****THURSDAY, DECEMBER 5**

Philadelphia at Indianapolis ..... 8:00

**SUNDAY, DECEMBER 8**

Atlanta at New Orleans ..... 1:00

Baltimore at Cincinnati ..... 1:00

Denver at Green Bay ..... 1:00

Jacksonville at Houston ..... 1:00

New York Giants at Miami ..... 1:00

St. Louis at Chicago ..... 1:00

San Diego at Pittsburgh ..... 1:00

Washington at Tampa Bay ..... 1:00

Buffalo at Seattle ..... 4:00

Carolina at San Francisco ..... 4:00

Dallas at Arizona ..... 4:00

**New York Jets at New England ..... 4:00**

Minnesota at Detroit ..... 8:00

**MONDAY, DECEMBER 9**

Kansas City at Oakland ..... 9:00

**SIXTEENTH WEEK****SATURDAY, DECEMBER 14**

Philadelphia at New York Jets ..... 12:30

San Diego at Chicago ..... 4:00

**SUNDAY, DECEMBER 15**

Baltimore at Carolina ..... 1:00

Cincinnati at Houston ..... 1:00

Green Bay at Detroit ..... 1:00

Indianapolis at Kansas City ..... 1:00

**New England at Dallas ..... 1:00**

New Orleans at New York Giants ..... 1:00

St. Louis at Atlanta ..... 1:00

San Francisco at Pittsburgh ..... 1:00

Tampa Bay at Minnesota ..... 1:00

Oakland at Denver ..... 4:00

Washington at Arizona ..... 4:00

Seattle at Jacksonville ..... 8:00

**MONDAY, DECEMBER 16**

Buffalo at Miami ..... 9:00

**SEVENTEENTH WEEK****SATURDAY, DECEMBER 21****New England at New York Giants ..... 12:30**

New Orleans at St. Louis ..... 4:00

**SUNDAY, DECEMBER 22**

Arizona at Philadelphia ..... 1:00

Atlanta at Jacksonville ..... 1:00

Chicago at Tampa Bay ..... 1:00

Houston at Baltimore ..... 1:00

Indianapolis at Cincinnati ..... 1:00

Kansas City at Buffalo ..... 1:00

Miami at New York Jets ..... 1:00

Minnesota at Green Bay ..... 1:00

Pittsburgh at Carolina ..... 1:00

Dallas at Washington ..... 4:00

Seattle at Oakland ..... 4:00

Denver at San Diego ..... 8:00

**MONDAY, DECEMBER 23**

Detroit at San Francisco ..... 9:00

**1996 POSTSEASON SCHEDULE****Saturday, Dec. 28**-AFC and NFC Wild Card Playoffs (ABC)**Sunday, Dec. 29**-AFC and NFC Wild Card Playoffs (NBC and FOX)**Saturday, Jan. 4**-AFC and NFC Divisional Playoffs (NBC and FOX)**Sunday, Jan. 5**-AFC and NFC Divisional Playoffs (NBC and FOX)**Sunday, Jan. 12**-AFC and NFC Championship Games (NBC and FOX)**Sunday, Jan. 26**-Super Bowl XXXI at the Superdome in New Orleans (FOX)**Sunday, Feb. 2**-AFC-NFC Pro Bowl at Honolulu, Hawaii (ABC)



## THERE'S NO PLACE LIKE HOME!!!

### PATRIOTS ON THE INTERNET

[www.patriots.com](http://www.patriots.com)

Fans are finding that there's no place like the Patriots' home page! Now fans worldwide can retrieve the latest Patriots information via the World Wide Web. While visiting, fans will have access to the latest news, views and previews of upcoming games. Simply stop at [www.patriots.com](http://www.patriots.com) and you will be treated to the following:

- HEAR Bill Parcells' daily press conferences.
- HEAR Drew Bledsoe's comments following each game.
- EXAMINE the game-breaking plays each week.
- VIEW pictures from each game in photoshop.
- PERUSE the Patriots' weekly press releases.
- EXPRESS your opinion on matters regarding the Patriots.
- ENTER weekly giveaways for Patriot merchandise.
- PURCHASE Patriots merchandise via our on-line Pro Shop.
- TEST your knowledge of Patriots trivia.

For web site development, contact Online Eviron's, Inc. at (617) 225-0449 or [www.environs.com](http://www.environs.com)

## READ ALL ABOUT IT!

### PATRIOTS FOOTBALL WEEKLY

Patriots fans can follow the team all year long with a subscription to *Patriots Football Weekly*—the official newspaper of the New England Patriots. The full-color newspaper is published weekly throughout the season and monthly during the offseason. It is the only full-color publication of its kind and provides its readers with exclusive insight to the New England Patriots. Each issue of *Patriots Football Weekly* is loaded with news, previews and reviews. Readers will enjoy weekly columns written by head coach Bill Parcells, *USA Today's* Larry Weisman and the *Buffalo News's* Vic Carucci in addition to a behind-the-scenes information made available only to *PFW* readers. To subscribe to *Patriots Football Weekly*, call **1-800-494-PATS**.

## JUST THE FAX

### PATRIOTS FAX ON DEMAND

The Patriots weekly release is now available 24-hours a day through the Fax On Demand fax retrieval system. Simply call **(770) 399-3066** from your fax machine. Enter the NFL pass code **(7575)** followed by the pound key (#). The automated message will then ask for you to enter your request number (four digit extensions listed below), followed by the pound key (#). The Patriots' four digit extensions are listed below.

- 1901** - Weekly Press Release
- 1902** - Alpha and Numerical Rosters
- 1903** - Offensive and Defensive Statistics
- 1904** - 1996 Schedule



For a complete menu of items, press 2 followed by # when asked for a request number.



Lined area for extra points.



✈ 1996 TEAM TRAVEL & HOTEL INFORMATION ✈

(All Times Eastern)

**GREEN BAY PACKERS**

Friday, August 2 • 8 p.m.  
Arrive Thursday August 1

**Regency Suites**

333 Main Street  
Green Bay, WI 54301  
Tel: (414) 432-4555  
Fax: (414) 432-0700

**INDIANAPOLIS COLTS**

Sunday October 20 • 1 p.m.  
Arrive Saturday October 19

**Omni North**

8181 North Shadeland Ave.  
Indianapolis, IN 46250  
Tel: (317) 849-6668  
Fax: (317) 849-4936

**DALLAS COWBOYS**

Monday, August 12 • 8 p.m.  
Arrive Sunday August 11

**Doubletree Park West**

1590 LBJ Freeway  
Dallas, TX 75234  
Tel: (214) 869-4300  
Fax: (214) 869-3295

**NEW YORK JETS**

Sunday November 10 • 1 p.m.  
Arrive Saturday November 9

**Newark Airport Marriott**

Newark International Airport  
Newark, NJ 07114  
Tel: (201) 623-0006  
Fax: (201) 623-7618

**MIAMI DOLPHINS**

Sunday, September 1 • 4 p.m.  
Arrive Saturday August 31

**Ft. Lauderdale Airport Hilton**

1870 Griffin Road  
Dania, FL 33004  
Tel: (305) 920-3300  
Fax: (305) 920-3348

**SAN DIEGO**

Sunday, December 1 • 8 p.m.  
Arrive Saturday November 30

**San Diego Marriott-Mission Valley**

8757 Rio San Diego Drive  
San Diego, CA 92108  
Tel: (619) 692-3800  
Fax: (619) 692-0769

**BUFFALO BILLS**

Sunday, September 8 • 1 p.m.  
Arrive Saturday September 7

**Buffalo Hilton**

120 Church Street  
Buffalo, NY 14202  
Tel: (716) 845-5100  
Fax: (716) 845-5377

**DALLAS COWBOYS**

Sunday, December 15 • 1 p.m.  
Arrive Saturday December 14

**Doubletree Park West**

1590 LBJ Freeway  
Dallas, TX 75234  
Tel: (214) 869-4300  
Fax: (214) 869-3295

**BALTIMORE RAVENS**

Sunday October 6 • 1 p.m.  
Arrive Saturday October 5

**Doubletree Guest Suites**

1300 Concourse Drive  
Linthicum, MD 21090  
Tel: (410) 850-0747  
Fax: (410) 859-0816

**NEW YORK GIANTS**

Saturday, December 21 • 12:30 p.m.  
Arrive Friday, December 20


**Newark Airport Marriott**

Newark International Airport  
Newark, NJ 07114  
Tel: (201) 623-0006  
Fax: (201) 623-7618



**Authentic  
Sideline  
Supplier  
to the  
New England  
Patriots**





*Like You've Never  
Heard Them Before*

**The Patriots Rock Network**

≡( IN STEREO )≡

**WBCN**  
**104.1 FM**