

New England Patriots

1997

Media Guide



1996 AFC Champions

MEDIA INFORMATION

The 1997 New England Patriots media guide has been prepared to assist all members of the media in their coverage of the Patriots during the 1997 season. Should you require additional information, further assistance or wish to arrange an interview, please contact a member of the Patriots media relations staff – Stacey James, Anthony Moretti or Barbara Rizzo.

NEW ENGLAND PATRIOTS

Foxboro Stadium
60 Washington Street
Foxboro, Mass. 02035
(508) 543-8200
PR Fax: (508) 543-9053

Public Relations Contacts

	Office Phone	Home Phone
• Stacey James	(508) 384-9105	(401) 421-6133
• Anthony Moretti	(508) 384-9111	(617) 254-2504
• Barbara Rizzo	(508) 384-9124	(508) 660-2668
• Don Lowery	(508) 384-9104	(617) 536-7071

1997 Preseason Schedule

Date	Results	Opponent	Eastern	TV
Thurs. July 31	- - -	at Green Bay	8:00 p.m.	ESPN
Fri., Aug. 8	- - -	Dallas	8:00 p.m.	WCVB
Sun., Aug. 17	- - -	Denver	1:00 p.m.	NBC
Thurs., Aug. 21	- - -	at Philadelphia	8:00 p.m.	WCVB

1997 Regular Season Schedule

Sun., Aug. 31	- - -	San Diego	1:00 p.m.	NBC
Sun., Sept. 7	- - -	at Indianapolis	1:00 p.m.	NBC
Sun., Sept. 14	- - -	New York Jets	8:00 p.m.	TNT/56
Sun., Sept. 21	- - -	Chicago	1:00 p.m.	FOX
Sun., Sept. 28		Bye Week		
Mon., Oct. 6	- - -	at Denver	9:00 p.m.	ABC
Sun., Oct. 12	- - -	Buffalo	1:00 p.m.	NBC
Sun., Oct. 19	- - -	at New York Jets	1:00 p.m.	NBC
Mon., Oct. 27	- - -	Green Bay	9:00 p.m.	ABC
Sun., Nov. 2	- - -	at Minnesota	1:00 p.m.	NBC
Sun., Nov. 9	- - -	at Buffalo	4:00 p.m.	NBC
Sun., Nov. 16	- - -	at Tampa Bay	1:00 p.m.	NBC
Sun., Nov. 23	- - -	Miami	1:00 p.m.	NBC
Sun., Nov. 30	- - -	Indianapolis	1:00 p.m.	NBC
Sun., Dec. 7	- - -	at Jacksonville	1:00 p.m.	NBC
Sat., Dec. 13	- - -	Pittsburgh	4:00 p.m.	NBC
Mon., Dec. 22	- - -	at Miami	9:00 p.m.	ABC

Blue highlights indicate nationally televised games

ON THE COVER

For the first time in 11 years, and just the second time in franchise history, the New England Patriots won the AFC Championship and earned a trip to compete in the Super Bowl. The 1996 Lamar Hunt Trophy, shown on the cover, was presented to Robert Kraft at Foxboro Stadium after a 20-6 victory over the Jacksonville Jaguars on January 12, 1997. Cover photo by Craig Orsini.



MEDIA GUIDE INDEX

100 Games-Played	377	Hall of Fame	266
100-Yard Receivers	365	Historical Highlights	271
100-Yard Receivers (opponent).....	370	How the Patriots Were Built.....	224
100-Yard Rushers	364	Internet.....	438
100-Yard Rushers (opponent)	368	Last Time It Happened	244
300-Yard Passers	367	Last Time Playoffs	401
300-Yard Passers (opponent)	368	Longest Plays	360
1996 Year In Review	225	Medical Glossary	428
Final Defensive Statistics	230	Monday Night Football.....	317
Final Offensive Statistics	227	NFL Directory.....	431
Playoff Statistics	233	NFL Schedule	433
Game-by-Game Review	248	Overtime Games	315
Game-by-Game Statistics.....	234	Patriots Cheerleaders	426
Honors and Awards	231	Playoffs	
NFL Standings	226	Game-by-Game	408
Organizational Movements	246	Tie-Breaking Formula	400
Participation Chart	241	Records	402
Record When Stats	264	Pool Reporters.....	436
Starters	242	Preseason Television	420
1996-97 Important Dates	2	Pro Bowl Selections	270
All-Time Results		Pronunciation Guide	4
Preseason.....	308	Radio Broadcast Network	421
Regular Season	319	Records	
Series	311	Consecutive	362
Anniversary Teams	269	Individual.....	377
Attendance Figures by Year	318	Longest Plays	360
Largest Crowds	319	Playoffs	402
Biographies		Sacks	398
Administration	5	Team.....	389
Coaches	15	Top 10 Lists.....	358
Draft Choices	202	Record When.....	264
Rookie Free Agents	216	Rosters	
Index	4	1997 Alphabetical	222
Veteran Players	39	1997 Numerical	220
Bryant College	423	All-Time.....	280
Coaches All-Time Roster	36	Staff Directory	14
Coaches All-Time Records	38	Top 10 Lists	358
Coldest Games		Trades	297
Contract Expiration Dates	306	Training Camp	423
Draft (All-Time).....	290	Travel Logistics (1997).....	440
Fax-Back	437	Year-by-Year Leaders	372
Foxboro Stadium	424		
Directions to	425		
Free Agent Signings (all-time)	304		
Future Super Bowl Sites	3		

1997 PATRIOTS MEDIA GUIDE CREDITS

This media guide includes a compilation of information which has been gathered and preserved by each of the previous public relations departments. Many thanks to everyone who has helped prepare and preserve this information.

Associate Editor: Don Lowery

Written: Stacey James and Anthony Moretti

Special Assistance: Barbara Rizzo and Marlon Toon

Typesetting and Design: Stacey James

Printing: Bomont Graphics, Boston, Mass.

Advertising Sales: Dan Kraft and Tracey Goulet

Photos: Patriots' team photographer David Silverman and Tom Croke.



1997-98 IMPORTANT DATES

(All Times Eastern)

June 1	Deadline for old club to send tender to its unsigned restricted free agents or to extend qualifying offer, whichever is greater, in order to retain rights.
June 1	Deadline for old club to send tender to its unsigned unrestricted free agents to retain rights if player is not signed by another club by July 15.
June 15	Deadline for club to withdraw qualifying offer to unsigned restricted free agents and still retain exclusive negotiating rights by substituting tender of one-year contract at 110 percent of previous year's salary.
July 7	Claiming period of 24 hours begins in waiver system. All waiver requests for the rest of the year are no-recall and no-withdrawal.
July 15	Signing period ends at 4 p.m. for unrestricted free agents to whom June 1 tender was made by old club. After this date and through 4 p.m. on Nov. 4, the old club has exclusive negotiating rights to these players.
July 16	All Patriot players report to training camp at Bryant College in Smithfield, R.I.
July 17	Training camp officially opens as practices begin at Bryant College.
July 26	Pro Football Hall of Fame Game, Canton, Ohio Minnesota Vikings vs. Seattle Seahawks
July 27	American Bowl, Dublin, Ireland Chicago Bears vs. Pittsburgh Steelers
July 31, August 1-4 July 31	First full preseason weekend 1997 Preseason Opener Patriots at Green Bay (ESPN 8 p.m. ET)
August 1	If a drafted rookie has not signed with his club by this date, he may not be traded to any other club in 1996.
August 1	Deadline for players under contract to report in order to earn a season of free agency credit.
August 5	American Bowl, Guadalajara, Mexico Denver Broncos vs. Miami Dolphins
August 8	Patriots vs. Dallas (8 p.m. on Ch. 5)
August 16	American Bowl, Toronto, Canada Buffalo Bills vs. Green Bay Packers
August 17	Patriots vs. Denver (1 p.m. on NBC)
August 19	Roster cutdown to maximum of 60 players by 4 p.m.
August 21	Patriots at Philadelphia (8 p.m.)
August 24	Roster cutdown to maximum of 53 players on Active/Inactive List by 4 p.m. Clubs may dress a minimum of 42 and a maximum of 45 players and a third quarterback for each regular season game.
August 25	After 4 p.m., clubs may establish a practice squad of five players by signing free agents who do not have a season of free agency credit unless season was spent on reserve/injured or reserve/physically unable to perform lists.
August 29	All clubs are required to identify their 49-player active list by 7 p.m., on this Friday and thereafter on each Friday before a regular-season Sunday game.
August 31- September 1	1997 NFL Kickoff Weekend – Regular Season Begins
August 31	1997 Regular Season Opener Patriots vs. San Diego (1 p.m.)
September 7	Patriots at Indianapolis (1 p.m.)



1997-98 IMPORTANT DATES (cont.)

September 14	Patriots vs. New York Jets (8 p.m. on TNT)
September 16	Priority on multiple waiver claims is now based on the current season's standings.
September 21	Patriots vs. Chicago (1 p.m.)
September 28	Patriots Bye Week
October 6	Patriots at Denver (9 p.m. on ABC)
October 7	Trading Deadline at 4:00 p.m.
October 8	Players with at least four credited seasons are subject to the waiver system for the remainder of the regular season and postseason.
October 12	Patriots vs. Buffalo (1 p.m.)
October 14-15	League Meetings in Washington D.C.
October 19	Patriots at New York Jets (1 p.m.)
October 27	Patriots vs. Green Bay (9 p.m. on ABC)
November 2	Patriots at Minnesota (1 p.m.)
November 3	<i>Deadline for 1997 for an increase in a player's salary to be counted as salary for the current year. Any increase in a player's 1997 salary negotiated after this date will be treated as a signing bonus.</i>
November 4	Deadline for clubs to sign drafted players, franchise and transition players and restricted and unrestricted free agents to whom the June 1 tender was made. If such players are not signed by this date, they are prohibited from playing in the NFL in 1997.
November 9	Patriots at Buffalo (4 p.m.)
November 16	Patriots at Tampa Bay (1 p.m.)
November 23	Patriots vs. Miami (1 p.m.)
November 30	Patriots vs. Indianapolis (1 p.m.)
December 7	Patriots at Jacksonville (1 p.m.)
December 13	Patriots vs. Pittsburgh (4 p.m.)
December 19	Deadline for waiver request in 1997, except for "special waiver requests" which have a 10-day claiming period, with termination or assignment delayed until after the Super Bowl.
December 22	Patriots at Miami (9 p.m. on ABC)
December 23	Clubs may begin signing free agent players for the 1996 season.
December 27-28	Wild-Card Playoff Weekend

1998 IMPORTANT DATES

January 3-4	Divisional Playoff Games
January 11	AFC and NFC Championship Games
January 25	Super Bowl XXXI – San Diego, Calif.
February 1	AFC-NFC Pro Bowl, Honolulu, Hawaii
February 3	Waiver system begins for 1998.
February 5-9	Combine Testing in Indianapolis, Ind.
February 12	Expiration of all player contracts due to expire in 1998.
February 12	Deadline for clubs to designate franchise or transition players.
February 13	Free agency and trading period begins.

FUTURE SUPER BOWL SITES

Super Bowl XXXII

January 25, 1998 Jack Murphy Stadium, San Diego, Calif.

Super Bowl XXXIII

January 31, 1999 Pro Player Park, Miami, Fla.

Super Bowl XXXIV

January 2000 Georgia Dome, Atlanta, Ga.

Super Bowl XXXV

January 2001 Tampa Stadium, Tampa, Fla.



BIOGRAPHICAL INDEX

Name	Page	Name	Page
Armstrong, Bruce	40	Kraft, Robert	6
Barber, Kantroy	43	Lane, Max	134
Bartrum, Mike	44	Law, Ty	136
Boudreau, Paul	19	Lowery, Don	13
Bivins, Marquin	216	Lucas, Ray	138
Bledsoe, Drew	46	Lynn, Ron	24
Bresnahan, Chris	216	Martin, Curtis	139
Brisby, Vincent	66	McGee, Curtis	213
Brown, Corwin	69	McGinest, Willie	149
Brown, Monty	71	McGruder, Scooter	154
Brown, Troy	73	McQueen, Therone	213
Bruschi, Tedy	76	Meggett, David	157
Burke, John	77	Miles, Jermaine	213
Byars, Keith	79	Milloy, Lawyer	167
Canty, Chris	203	Mitchell, Brandon	205
Carlson, Gerald	216	Moore, Marty	169
Carroll, Pete	16	Moss, Zefross	171
Carter, Chris	208	Ortiz, Chris	218
Claro, Tom	216	Parker, Jason	218
Clay, Willie	86	Parker, Johnny	26
Coates, Ben	89	Patterson, Andre	27
Collins, Todd	98	Pelini, Bo	28
Collons, Ferric	101	Porter, Juan	218
Conrad, J.R.	103	Purnell, Lovett	172
Crawford, Vernon	212	Reeves, Chad	218
Cullors, Derrick	104	Rehberg, Scott	214
Davidson, Jeff	20	Rucci, Todd	173
Denson, Damon	210	Scamecchia, Dante	29
Eaton, Chad	105	Shaw, Sedrick	206
Ellis, Edward	211	Sidwell, Steve	30
Gaiter, Tony	213	Slade, Chris	175
Gash, Sam	106	Smith, Carl	32
Gisler, Mike	109	Sullivan, Chris	180
Glenn, Terry	110	Tate, Mark	219
Graham, Hason	115	Taves, Josh	181
Grant, Rupert	116	Thomas, Henry	182
Grier, Bobby	10	Tupa, Tom	186
Grier, Mario	117	Turner, Shawn	219
Hamilton, Ray	21	Vinatieri, Adam	189
Hausmann, James	12	Walters, Steve	33
Hitchcock, Jimmy	119	Warren, Michael	219
Irwin, Heath	120	Wasynczuk, Andy	9
Israel, Steve	121	Wheeler, Mark	192
Jefferson, Shawn	123	Whigham, Larry	194
Jells, Dietrich	128	Williams, James	196
Johnson, Ted	130	Wilson, Kirby	34
Jones, Curtis	213	Wing, Chris	219
Jones, Mike	132	Wohlabaugh, Dave	197
Kennan, Larry	23	Wyman, Devin	199
Kraft, Dan	11	Zolak, Scott	200
Kraft, Jonathan	8		

PATRIOTS PRONUNCIATION GUIDE

Marquin Bivins	MAR-quin
Tedy Bruschi	Teddy BREW-ski
Ferric Collons	COLE - enz
Marrio Grier	MARR - ee - oh • GREER
Willie McGinest	Mc - ginn - est
Therone McQueen	THARE - en
Zefross Moss	ZEFF - russ
Chris Ortiz	OR - tease
Lovett Purnell	LOVE - it
Todd Rucci	ROOCH - ee
Sedrick Shaw	SAID - rick
Adam Vinatieri	VIN - a - TERRY
Dave Wohlabaugh	WOOL - uh - bah

Front Office



**ROBERT K. KRAFT**

**Owner and
Chief Executive Officer**

Robert Kraft, in just his third season of ownership, reached the threshold of achieving the goal he set for the Patriots when he purchased the team: To bring an NFL Championship to New England. For Kraft, the road to Super Bowl XXXI began on January 21, 1994. That is the day he purchased and became the sole owner of the New England Patriots. On that day, Kraft fulfilled his dream of owning the franchise and he dedicated his efforts to building an organization which would compete at a championship level for years to come.

His purchase ended years of ownership turmoil which had alienated much of the fan base built during the team's success of the mid-1980s. With his commitment to long-term local ownership, Kraft restored the faith of the fans, who responded the day season tickets went on sale on Feb. 26, 1994. The support demonstrated by the fans was overwhelming, as many lined up outside the Patriots ticket office overnight to buy tickets, despite a heavy snowstorm. By the end of the first business day, the Patriots reported record-shattering sales of 5,958 season tickets, eclipsing the previous record of 979.

As a loyal season-ticket holder since 1972, Kraft took over the ownership of the Patriots with a fan's perspective and wasted no time implementing changes to make improvements both on and off the field. The construction of a 4,000 square foot Pro Shop, the creation of a fan festival area at each end of the stadium, the improved quality of in-stadium vending and creating a smoke-free environment inside the stadium were just a few of the improvements Kraft made in his first two years of ownership to create a fan-friendly environment at Foxboro Stadium.

Kraft's fulfillment of his commitment to provide the team with the resources to make it a competitive National Football League

Extra Points

- ★ Since Robert purchased the team, every game at Foxboro Stadium has been sold out.
- ★ Robert and his family have been Patriots season ticket holders since 1972.
- ★ Robert played "scatback" at Columbia.
- ★ Robert's first professional sports endeavor came during the 1970s when he owned the Boston Lobsters professional tennis team which starred tennis sensation Martina Navratilova.



franchise has helped the team reach a level of popularity unmatched since its founding. For the fourth consecutive year, every Patriots home game will be sold out this season.

Kraft has committed the franchise to developing a long-term strategy to put it among the NFL elite. The most prominent example of this was last year's signing of quarterback Drew Bledsoe to a contract which runs through the 2001 season, assuring that the Patriots will have one of the game's top young talents to lead the franchise into the next century.

Kraft has strong personal ties to the Patriots. He became a fan of the Boston Patriots in the early 1960s when the American Football League franchise played at Fenway Park. When the team moved to Foxboro, Kraft became a season ticket holder. He still recalls Patriots games at Foxboro as some of his warmest memories of raising his four sons.

A native of Brookline, Mass., Kraft attended local public schools before entering Columbia University on an academic scholarship. While attending Columbia, he also played football. Upon graduation, he received a fellowship to attend the Harvard School of Business, where he earned a master's degree in business administration.

Kraft began his business career with the Rand-Whitney Group, Inc. of Worcester, Mass., a company he later acquired. In 1972, he founded International Forest Products, a trader of paper commodities which does business in over 80 countries around the world. Together, Rand-Whitney and International Forest Products comprise one of the largest privately-owned paper and packaging companies in the United States.

In addition to owning the Patriots, Kraft also owns the facility in which they play – Foxboro Stadium. The stadium is New England's premier family entertainment venue and has been the host of many major music acts over the past several years, including the Rolling Stones, Aerosmith, Elton John and U2. In 1994, Foxboro Stadium was one of nine venues nationwide to host the World Cup, soccer's premier event.

The most recent addition to Kraft's group of businesses is the New England Revolution, the region's entry into the newly formed Major League Soccer. In their first season, the Revolution have exceeded projections for ticket sales and is quickly becoming established in the Boston sports scene.

Kraft has had a long-time interest in sports. In the 1970s, he was the owner of the Boston Lobsters professional tennis team and recruited the legendary Martina Navratilova to join the squad. Navratilova went on to win her first Wimbledon after Kraft brought in tennis coach Roy Emerson to train the international tennis star.

Over the past 20 years, Kraft and his wife, Myra, have been very active in charitable and civic affairs. He serves on the Executive Committee of the Dana-Farber Cancer Institute. Kraft serves on the Board of Overseers of the Boston Symphony Orchestra. He is also a trustee of Columbia University and serves on the Board of Directors for the Harvard Business School. He is the recipient of honorary degrees from Boston University, Bryant College, Curry College and Suffolk University.

**JONATHAN A. KRAFT**

Vice President
Owner's Representative

Jonathan A. Kraft, now in his fourth season with the Patriots, was appointed Vice President and Owner's Representative on January 21, 1994. He was a key figure in the negotiations which led to the purchase of the franchise and kept the team in New England.

In his current role, he oversees each of the organization's departments and assists each in their development and strategic planning. As the owner's representative, Jonathan joins his father in representing the team in its dealings with the National Football League.

Since joining the Patriots, he has been instrumental in the research and development of all the Patriots' off-field pursuits. In 1995, he initiated the publishing of Patriots Football Weekly, developed an Internet site and oversaw the construction of a new Patriots Pro Shop and Ticket Office.

The newspaper is the only full-color weekly publication offered by an NFL team. It appears on newsstands throughout New England and is distributed to Patriots fans internationally. The Patriots were the first NFL team to create their own Internet site, debuting in March of 1995. The Patriots Pro Shop and Ticket Office is now conveniently located in the administrative lot of Foxboro Stadium, after years of operating out of sub-standard, temporary facilities.

In addition to his role with the Patriots, Kraft is also tremendously active in each of the family's other business pursuits, including Rand-Whitney Containerboard, the Rand-Whitney Group and International Forest Products. Most recently, he has taken the lead role in the operations of the New England Revolution, serving as one of the managing partner's for the region's entry into Major League Soccer. In addition, he was selected as the chairman of the league's television and marketing committee.

He is the Chief Executive Officer of Rand-Whitney Containerboard and will continue to serve as a director for both the Rand-Whitney Group and International Forest Products.

Kraft played the lead role in securing the 1991 and 1992 National Earth Day concerts at Foxboro Stadium. He has been the chief negotiator for the stadium in securing the appearances of a number of major musical acts, including The Rolling Stones, Aerosmith, Elton John and Billy Joel. The Greater Boston Convention and Visitors Bureau, Inc. presented Kraft with the "Spirit of Tourism" Award for his work in promoting tourism and economic activity in the state.

A Williams College graduate, Kraft received his MBA from the Harvard School of Business. He is on the Board of Directors for several organizations, including the New England Israeli Chamber of Commerce and the Genesis Fund. He is also on the Board of Trustees for the Belmont Hill School.

Jonathan Kraft was born on March 4, 1964 in Brookline, Mass. He and his wife Patti live in Boston, Mass. with their son, Harry (born 11/23/96).

Extra Points

- ★ Jonathan negotiated the Patriots' current radio contract with WBCN in Boston. It is the most lucrative broadcast agreement in franchise history.
- ★ Jonathan grew up a Patriots fan. One of his favorite memories is of attending the AFC Championship game in Miami in 1985.



ANDY WASYNCZUK



**Vice President
Business Operations**

Andy Wasynczuk, entering his fourth season with the Patriots, was appointed Vice President of Business Operations on January 21, 1994. He is responsible for overseeing the daily operations of each department in the organization. He also continues his expanded role in the football operations of the team, which include contract negotiations, player signings and salary cap management.

Prior to joining the Kraft's organization, Wasynczuk was a consultant at Bain and Company in Boston, an internationally recognized consulting firm. At Bain, he developed market strategies and business plans for international corporations in the packaging and financial service industries. In January 1989, he joined Foxboro Stadium Associates as the Chief Operating Officer. His responsibilities included the overall management of the stadium and overseeing the long-term development of the stadium complex. During his tenure as the stadium's COO, he greatly expanded the variety of entertainment presented at the location. The facility is now among the busiest in the world. He also played instrumental roles in attracting the 1994 World Cup to Foxboro and securing a Major League Soccer franchise for the Boston area, which began play in 1996.

Wasynczuk earned a bachelor's and a master's degree in electrical engineering from Case Western Reserve University. After attaining his master's degree, he matriculated to the Harvard School of Business, where he earned his MBA.

He is a member of the Governor's Sports Council and remains active in a variety of community activities, including the Board of Directors for the Marketplace Network. He is a frequent guest speaker at local community service organizations and various academic institutions.

Andy Wasynczuk was born Feb. 18, 1957 in Chicago, Ill. He and his wife Rebecca have two children – Katherine Sophia (born 12/2/93) and Luke Joseph (2/4/96), and reside in Westwood, Mass.

Extra Points

- ★ Andy has completed half a dozen 500 mile bicycling tours, including the Canadian Rockies, the California Coast and the Blue Ridge Mountains.
- ★ In college, Andy won the MVP in field events at the Cleveland Colleges City Track & Field meet with a Javelin throw of 201' 5".

**BOBBY GRIER**

**Vice President
Player Personnel**

Bobby Grier was appointed Vice President of Player Personnel on February 21, 1997. He is responsible for overseeing all aspects of pro and college scouting and the evaluation of current and prospective Patriots players.

He is entering his 16th season with the Patriots organization and seventh in the front office. He first joined the Patriots as an assistant on Ron Erhardt's staff in 1981 as the team's running backs coach. The following year, he moved to Northwestern University where he was the offensive coordinator on Dennis Green's staff. At the conclusion of the 1982 season, he returned to Patriots and joined the team's college scouting staff. In 1985, he returned to the sidelines as an assistant on Raymond Berry's staff and helped the Patriots to their first AFC title in franchise history. That year, his running backs were led by Craig James and combined to rush for 2,331 yards (fourth in franchise history). James finished the year with 1,227 yards – which ranked second in franchise history to Jim Nance's 1,458 yards rushing in 1966.

He spent the next seven seasons (1986-92) directing the team's running backs on the staffs of three different head coaches. In 1993, he returned to the Patriots' front office when he was appointed the Director of Pro Scouting – a position he held until he was appointed Director of Player Personnel on February 6, 1995.


He began his coaching career as an assistant at Kettering (Mich.) High School in 1966. He spent four years at Kettering (1966-69) before being named the head coach at Martin Luther King High in Detroit, Mich., in 1970. In 1974, Grier moved up to the collegiate ranks when he accepted the running back responsibilities at Eastern Michigan University. Grier was lured to New England by Boston College, who offered him an assistant position in 1978. He remained at Boston College as the Eagles' running backs coach for three seasons (1978-80) prior to moving to the Patriots.

Grier was outstanding collegiate running back at the University of Iowa. He was a three-year starter and twice earned honorable mention All-Big Ten honors. In 1965, he led the Hawkeyes in rushing as a senior.

Grier was born on Nov. 10, 1942 in Detroit, Mich. He and his wife Wendy have two sons, Chris (3/24/70) and Michael (1/5/75). The family resides in Holliston, Mass.

Extra Points

- ★ Bobby was a three-year starter and twice earned honorable mention All-Big Ten honors as a running back at the University of Iowa during his collegiate career.
- ★ Bobby has two sons, Chris and Michael. Chris is a scout on Bobby's staff for the Patriots. Michael plays for the Edmonton Oilers and was a collegiate hockey All-American at Boston University.

**DANIEL A. KRAFT**

**Vice President
Marketing and
Broadcast Sales**

Dan Kraft is now in his fourth season with the Patriots. He was appointed the Patriots' Vice President of Marketing and Broadcast Sales on June 24, 1996. His position requires him to handle a broad range of activities within the organization's business and football operations.

As the head of marketing, Kraft is responsible for all of the organization's sponsorship sales, advertising, promotions and special events within Foxboro Stadium.

In overseeing broadcast sales, Kraft serves as the club's representative in all broadcast negotiations. In 1995, he negotiated a preseason television package with Boston's ABC affiliate WCVB-TV (Channel 5) and hired the on-air talent of veteran play-by-play announcer Don Criqui and color analyst Jerry Glanville. Kraft served as the executive producer for each of the games. The broadcasts were nominated for a New England Emmy Award for best play-by-play production.

With the introduction of the New England Revolution, Kraft has now taken on additional responsibilities. He was instrumental in negotiating a broadcast agreement with WABU-TV (Channel 68), assuring that nearly every Revolution game, both home and away, would be televised in their inaugural season. He also negotiated on behalf of the organization in creating a Latino radio network.

Kraft graduated from Tufts University in 1987 and, upon graduation, went to work as an advertising sales representative for Telerep, Inc. He was promoted to sales manager of the company's Boston regional office in 1990, where he remained for three years before coming to work at Foxboro Stadium in 1993.

Kraft serves on the Board of Directors for the Junior Achievement of Massachusetts in addition to the Board of Overseers for athletics at Tufts University and the Boys & Girls Clubs of Boston.

Dan and his wife Wendy are the parents of two daughters, Jessica (6/19/94) and Allison (9/13/96).

Extra Points

- ★ **Dan grew up an avid sports fan. His childhood idols were Larry Bird and Bobby Orr.**
- ★ **Dan played goalie for the Tufts University Lacrosse team.**
- ★ **Dan was the Jumbos Ice Hockey beat writer for the Tufts Daily in college. He wrote a column called the "Jumbo Ice Chips."**

**JAMES R. HAUSMANN****Vice President
Finance**

Jim Hausmann, now in his sixth season with the Patriots, was appointed Vice President of Finance on January 21, 1994.

His primary duty as Chief Financial Officer is to oversee all financial activity involving the organization's football and stadium operations. In 1996, his role was expanded to include the financial operations for the New England Revolution, the Major League Soccer franchise the Krafts took ownership of in 1995. He reports directly to both Robert and Jonathan Kraft on all matters involving the financial aspects of the Patriots, the Revolution and Foxboro Stadium.

Hausmann joined the Patriots on May 17, 1992 as its Vice President and Chief Financial Officer. In 1993, he was named the Executive Vice President of Business Operations.

Before joining the Patriots, Hausmann was employed as a senior audit manager with the international accounting firm of Deloitte, Haskins & Sells (now Deloitte & Touche). He worked in their St. Louis, Mo. office from 1970-84 and again from 1990-92. He took a brief hiatus from the accounting firm from 1985-89 when he was named the chief financial officer of a regional stock brokerage firm in St. Louis.

Hausmann graduated from Southern Illinois University in 1970 with a bachelor's degree in business administration and accounting. In 1973, he earned his CPA certificate while working at Deloitte.

James Hausmann was born November 18, 1948 in Collinsville, Ill. Jim and his wife, Terri, have three children – Jennifer, (4/28/81), Kyle (6/3/84) and Brian (1/15/87) – and reside in Foxboro, Mass.

Extra Points

- ★ Jim played for and later coached a DeMolay basketball team in Collinsville, Ill. during his high school and college years.
- ★ Jim served in the U.S. Army from 1970-72 and spent a one-year tour in Vicenza, Italy.
- ★ Jim has always been an avid sports fan. His favorites in each of the five major sports are the Patriots, St. Louis Cardinals, St. Louis Blues, Boston Celtics and New England Revolution

CONSECUTIVE SELLOUT STREAK

Since Robert Kraft purchased the team in 1994, the Patriots have sold out every regular season and both playoff games at Foxboro Stadium. Including the preseason sellouts of 1995 and 1996, the Patriots enter the 1997 season with 30 consecutive sellouts. With every game already sold out for the 1997 season, that streak will extend to 40 consecutive sellouts by season's end. Prior to 1994, the Patriots had only one season of complete sellouts for a regular season. That was in 1972, the Patriots' second year at the newly constructed Schaeffer Stadium (now Foxboro Stadium).



DON LOWERY



**Vice President
Public and Community
Relations**

Don Lowery, now entering his fourth season with the Patriots, was appointed Vice President of Public and Community Relations on February 25, 1997. Lowery joined the Patriots in March 1994 as director of public and community relations. In his current position, he is responsible for overseeing the organization's dealing with the print and broadcast media and directing the team's activities within the community, including public appearances, charitable giving through the New England Patriots Charitable Foundation and the team's public affairs projects.

Extra Points

- ★ In high school at New Hampshire's Kimball Union Academy, Don was the captain of the football and baseball teams and was the goalie for the hockey team. He continued his goaltending career at Wesleyan University.
- ★ In college, Don was the play-by-play voice of Wesleyan Cardinal football and was the co-host of a radio sports talk show.

Before joining the Patriots, Lowery spent five years as a newspaper reporter for the Roanoke (Va) *Times & World News*, the Norfolk *Ledger Star*, the Arizona (Phoenix) *Republic* and the Boston *Globe*. In his various positions, he worked as general assignment reporter and covered education, government and business. From 1982 through 1991, he was Director of Public Affairs and Editorials for WHDH-TV, the CBS (now NBC) affiliate in Boston. In that position, he was responsible for overseeing the development and production of the station's public affairs programming and writing and delivering the station's editorials. Following his work in television, Lowery spent two years working as a public finance investment banker in Boston for Lazard Freres & Co. and First Albany Corp.

During his career in journalism, Lowery was the recipient of several awards, including prizes for outstanding editorial writing from the Associated Press and United Press International and Lincoln University. In addition, he twice received the Emmy Award from the New England Chapter of the National Academy of Television Arts and Sciences for outstanding editorials.

Lowery serves on the board of directors of several non-profit organizations, including Boston Partners in Education, Big Brother Association of Greater Boston, the Steppingstone Foundation and the Massachusetts Amateur Athletic Association.

Lowery graduated from Wesleyan University in Middletown, Conn. in 1977 with a bachelor's degree in economics.

Donald Lowery was born on January 6, 1956 in Chicago. He is single and resides in Boston.



1997 CLUB DIRECTORY

EXECUTIVE ADMINISTRATION

Robert K. Kraft, Owner and CEO
 Jonathan A. Kraft, Vice President/Owner's Representative
 Andy Wasynczuk, Vice President/Business Operations

ADMINISTRATIVE SUPPORT STAFF

Kim Norton, Executive Assistant to the Owner
 Karen Weaver, Executive Asst. to V.P./Business
 Richard Miller, Player Compensation Analyst
 Ann Thompson, Receptionist
 Sheila Tisdale, Receptionist
 Mary Burns, Receptionist
 Ann Marie Derenzo, Receptionist
 Edie Myers, Stadium Operations

SCOUTING AND PERSONNEL

Bobby Grier, Vice President of Player Personnel
 Dave Uyrus, Director of Pro Scouting
 Andre Tippett, Director of Player Resources
 Bucko Kilroy, Scouting Consultant
 Marvin Allen, Personnel Scout
 Edwin Bailey, Personnel Scout
 Robert Cegelski, Personnel Scout
 Larry Cook, Personnel Scout
 Chris Grier, Personnel Scout
 Paul Pawlak, Personnel Scout
 Mike Pollom, Personnel Scout
 Ken Stemfeld, Personnel Scout
 Joe Ziobro, Pro and College Personnel Asst.
 Nancy Meier, Pro and College and Scouting Coordinator

COACHING STAFF

Pete Carroll, Head Coach
 Larry Kennan, Offensive Coordinator
 Steve Sidwell, Defensive Coordinator
 Carl Smith, Asst. Head Coach/Quarterbacks
 Paul Boudreau, Offensive Line
 Jeff Davidson, Tight Ends
 Ray Hamilton, Defensive Line
 Ron Lynn, Defensive Backs
 Johnny Parker, Strength and Conditioning
 Andre Patterson, Defensive Assistant
 Bo Pelini, Linebackers
 Dante Scamecchia, Special Teams
 Steve Walters, Wide Receivers
 Kirby Wilson, Running Backs

FOOTBALL SUPPORT STAFF

Ken Deininger, Director of Football Operations
 Ron O'Neil, Head Trainer
 Kirk Brumels, Assistant Trainer
 Don Brocher, Equipment Manager
 John Hillebrand, Assistant Equipment Manager
 Jimmy Dee, Video Director
 Dan Sarro, Video Assistant
 Kathleen O'Neill, Administrative Assistant to Coaching Staff
 Frank Mendes, Team Security
 Bertram Zarins, M.D., Team Physician
 Dr. Armand Nicholi, Team Psychiatrist/ Director of Substance Abuse Program
 Joan Buchbinder, Nutritionist

TICKET SALES STAFF

Mike Nichols, Director of Ticket Operations
 Ben Lentz, Asst. Dir. of Ticket Operations
 Lynne Meterparel, Ticket Manager
 Kate Delay, Sales Associate

LEGAL COUNSEL

Richard Karelitz, General Counsel
 Marie Coukos, Legal Counsel

HUMAN RESOURCES

Peg Myers, Director of Human Resources
 Joanne Nichols, Benefits/ Insurance Mgr.

ACCOUNTING DEPARTMENT

James Hausmann, Vice President/Finance
 Jim Nolan, Controller
 Jim Wilson, Assistant Controller
 Mike Rizzo, Senior Accountant
 Susan Desrosiers, Accounting Assistant
 Maureen Doherty, Accounting Assistant

SALES AND MARKETING STAFF

Daniel A. Kraft, Vice President of Marketing and Broadcast Sales
 Lou Imbriano, Director of Marketing
 Jon Levy, Corporate Sales Executive
 Tracey Goulet, Marketing Services Mgr.
 John Kelly, Sales Associate
 Bill Nelsen, Sales Associate
 David Pearlstein, Sales Associate
 Caroline Jones, Marketing Assistant
 Larry Kahn, Marketing Associate
 Tracy Sormanti, Cheerleader Director

MANAGEMENT INFORMATION SYSTEMS

Carl Katzeff, Director of Information Technology (Rand-Whitney Group)
 Michael Riu, Director of MIS
 Paul Concannon, Senior Programmer/Analyst
 Robert Filice, Tech. Support/Programmer

PUBLIC/COMMUNITY RELATIONS STAFF

Don Lowery, Vice President of Public and Community Relations
 Dianne McCaffrey, Associate Director - New England Patriots Charitable Foundation
 Barbara Rizzo, Public Relations Coordinator
 Stacey James, Director of Media Relations
 Anthony Moretti Jr., Asst. Dir. of Media Relations
 Marlon Toon, Public Relations Assistant
 Matt Walsh, Public Relations Intern
 Jacqueline Burke, Public Relations Intern
 David Silverman, Team Photographer

PATRIOTS FOOTBALL WEEKLY STAFF

Fred Kirsch, Editor-in-Chief
 Bryan Morry, Assistant Editor
 Michael Reiss, Reporter
 Mark Stella, Patriots Football Weekly Online
 Jason Ricker, Circulation Manager

PRO SHOP STAFF

Ken Flanders, Director of Retail Operations
 Mike Perriello, Asst. Pro Shop Manager

STADIUM OPERATIONS/CONCESSIONS

Dan Murphy, Director of Stadium Operations
 Bernie Reinhart, Building Services Mgr.
 Jeff Davenport, Concessions Manager
 Daryl Smith, Administrative Assistant
 Al Labelle, Catering Manager
 Michele Kelley, Game Operations
 Dennis Brolin, Field Superintendent
 Dennis Harrop, Assistant Field Superintendent
 Al Parrillo, Stadium Parking
 Mike Titus, Building Services Supervisor
 Mike Lacroix, Field Crew
 Bob Denham, Stadium Services
 Rick Moore, Stadium Services
 Bob Ryder, Stadium Services
 Dale Vose, Stadium Services

STADIUM SECURITY

John Barry, Security Director

Coaching Staff



**PETE CARROLL****Head Coach****14th NFL Season****2nd NFL Season as a****Head Coach****1st Patriots Season**

When the Patriots began their search for a new head coach, their mission was to find a young, energetic, student of the game who would be willing to make a long-term commitment to a young team fresh off an AFC Championship season. That search started and ended when Patriots owner Robert Kraft interviewed San Francisco defensive coordinator Pete Carroll.

Carroll was the candidate who was most frequently recommended to the Patriots' owner and the first he contacted for an interview. When the two met, Carroll convinced Kraft that he was committed to the challenge of bringing an NFL title to New England. On Feb. 3, 1997, Carroll was named head coach of the New England Patriots, the 13th in franchise history.

"There are expectations here that I am very familiar with after spending two years out in San Francisco," said Carroll upon accepting the coaching reins. "The expectations here are to win the whole thing. We are trying to win the division, we are trying to win championships and we are trying to win the Super Bowl. I have come to understand what expectations like that are all about."

In 1995, Carroll was named the defensive coordinator of the NFL Champion San Francisco 49ers. Under his guidance, the 49ers defense excelled, producing one of the most dominant units in franchise history. That year, San Francisco boasted the league's top rated defense, allowing just 274.9 yards per game, nearly 50 yards below the league average. The 49ers also led the league in rushing defense (66.3 yards per game), average per rush attempt (3.0) and first downs per game (16.5). More importantly, they ranked first in points allowed, limiting their opponents to an average of just 16.1 points per game. The defense was also credited with creating multiple scoring opportunities off turnovers for the league's second ranked offense. They led the league with 26 interceptions, five of which were returned for touchdowns. In all, the 49ers forced 34 turnovers and scored on seven returns to set a new franchise record for defensive touchdowns. At season's end, the 49ers sent six defenders to the Pro Bowl, five of whom had earned All-Pro honors.

Last season, the 49ers ranked seventh in total defense, allowing just 291.3 yards per game. It was their stingy defense which received much of the credit for the team's success in 1996. For the second consecutive season, the Niners held their opponents to an average of 16.1 points per game, propelling themselves into the playoffs with a 12-4 regular season record, which tied Carolina and ranked second

Extra Points

- ★ Pete's defenses have been ranked among the top nine in the league in take-aways for the last six seasons.
- ★ Pete's 1988 (Minnesota) and 1995 (San Francisco) defensive units ranked first in the league in total defense.
- ★ Pete was a two-time all-conference defensive back at Pacific and was voted the team's Most Inspirational Player as a senior.



only to Green Bay's 13-3 overall record. After allowing just 11 points in a season-opening victory over the Saints, the 49ers defense blanked the St. Louis Rams, 34-0, in the second game of the year. It was their first shutout in seven years.

Prior to joining the 49ers, Carroll gained some valuable head coaching experience in his final year of a five-year tenure with the New York Jets. He originally joined the Jets in 1990 as their defensive coordinator and was promoted to head coach in 1994. As head coach, Carroll had the Jets in second place in the AFC East and in playoff contention with a 6-5 record through the first 11 weeks of the season. But, a four-point loss to the Miami Dolphins in the 12th game of the season led to a five-game losing streak, which included losses to four playoff-bound teams. The opportunity to build on the 1994 season were lost when Carroll was relieved of his duties at season's end, after just one season as head coach.

Carroll's tenure in New York began in 1990 when he was hired as defensive coordinator. He inherited a defensive unit which had allowed 374.6 yards per game in 1989, among the worst in the NFL. Within two years, he had turned the Jets defense into one of the most aggressive, opportunistic units in the league. In 1991, the Jets rush defense had improved from 19th to fourth in the league, allowing just 90.1 yards per game. It was their defense, ranked 12th overall, which carried the Jets to an 8-8 record and qualified them for the playoffs for the first time in five years. In 1992, the Jets fell to 4-12, despite a defensive effort which forced 39 turnovers – the third most in the league that year.

In 1993, the defense ranked second in the AFC and eighth in the NFL in total defense, allowing just 294.5 yards per game. They allowed an average of just 92.1 yards rushing per game, fifth in the NFL, and forced 37 turnovers (19 interceptions, 18 fumble recoveries). Defensively, the Jets held their opponents to just 15.4 points per game, which ranked third in the AFC and sixth in the NFL. During the season, the defense had a string of three consecutive games without allowing a touchdown and helped the Jets finish 8-8, third place in the AFC East. During his four seasons as the defensive coordinator, the Jets defense improved in nearly every defensive category, including moving from 25th in the NFL in points allowed (411) in 1989 to sixth (247 points) in 1993. His reward came on Jan. 7, 1994, when Carroll was promoted to head coach, replacing Bruce Coslet.

He joined the Jets after five seasons with the Minnesota Vikings (1985-89), where he gained a reputation for being one of the game's most innovative defensive minds. Under his tutelage, both Joey Browner and Carl Lee developed into Pro Bowl performers and annually kept the Vikings secondary among the top-rated in the league. In 1988, the Vikings possessed the top rated defense in the league (allowing 255.7 yards per game) and forced a league-high 53 turnovers, including a team-record 36 interceptions. The Vikings qualified for the playoffs with an 11-5 overall record and advanced to the second round of the playoffs before being ousted by the 49ers. The following year, the Vikings improved from second in pass defense to first, allowing just 156.3 yards per game.

It was in his five years in Minnesota that forcing turnovers became the hallmark of Carroll's defenses. During that time, his defenses averaged over 25 interceptions per season and forced an average of 42.4 total turnovers per season. In fact, during his 13-year NFL coaching career, only his 1990 Jets defense (29) finished a season with fewer than 34 take-aways.

Carroll began his NFL coaching career in 1984 when he joined Kay Stephenson's staff in Buffalo as the secondary coach after a 10-year collegiate coaching career. He spent just one season in Buffalo before joining Bud Grant's staff in Minnesota in 1985.

Carroll began his coaching career at his alma mater, the University of Pacific, in 1974 at the age of 22. He coached three seasons at Pacific (1974-76) before moving on, gaining valuable coaching experiences at Arkansas (1977), Iowa State (1978) and Ohio State (1979) before settling in at North Carolina State in 1980. For the next three seasons (1980-82), Carroll directed the Wolfpack's defense before returning to Pacific in 1983 as the assistant head coach and offensive coordinator. During his collegiate coaching career, Carroll enjoyed



many successes. He was on the staff of two different universities who won conference titles and finished the season with 11-1 records. The first came in 1977 when he was an assistant on Lou Holtz's staff at Arkansas. The Razorbacks overpowered Oklahoma 31-6 in the Orange Bowl to finish the year 11-1. Two years later, he celebrated similar success as an assistant on Earle Bruce's staff at Ohio State when the Buckeyes claimed the Big Ten title with an 11-0 record, but dropped a one-point decision, 17-16, to Southern Cal in the Rose Bowl.

Carroll was born Sept. 15, 1951 in San Francisco, Calif. He attended Redwood High in Larkspur, Calif., where he lettered in football, basketball and baseball. After a standout prep football career, Carroll played two seasons at the College of Marin before transferring to the University of Pacific in 1971. In both seasons at Pacific (1971-72), he earned All-Pacific Coast Conference honors as a defensive back. In 1972, he captained the team to an 8-3 record as a senior and was voted the Most Inspirational Player. He graduated with a degree in business administration and later returned to earn his master's degree in physical education. His pursuit of a professional playing career ended after a tryout with the Hawaiians of the World Football League in 1973. In 1974, he began his coaching career at his alma mater. He and his wife, Glenna, have three children, Brennan (3/20/79), Jaime (4/12/82) and Nathan (3/24/87).

Coaching Background: For the past 23 years, Pete Carroll has excelled in the coaching of young athletes. He is a high-energy, inspirational leader who has enjoyed tremendous coaching success both collegiately and professionally. He now accepts his greatest coaching challenge: To bring an NFL title to New England. Below is a brief review of Carroll's 23-year coaching career.

PETE CARROLL YEAR-BY-YEAR

Years	School/Team	Coaching Position
1974	Pacific	Wide Receivers
1975-76	Pacific	Defensive Backs Coach
1977	Arkansas	Assistant Secondary Coach
1978	Iowa State	Secondary Coach
1979	Ohio State	Secondary Coach
1980-82	North Carolina State	Defensive Coordinator
1983	Pacific	Asst. Head Coach/Off. Coordinator
1984	Buffalo Bills	Defensive Backs Coach
1985-89	Minnesota Vikings	Defensive Backs Coach
1990-93	New York Jets	Defensive Coordinator
1994	New York Jets	Head Coach
1995-96	San Francisco 49ers	Defensive Coordinator
1997	New England Patriots	Head Coach

Years	School/Team	W	L	T	Notes
1974	Pacific	6	5	0	
1975	Pacific	5	6	1	
1976	Pacific	2	9	0	
1977	Arkansas	11	1	0	Orange Bowl Champs
1978	Iowa State	8	4	0	Hall of Fame Bowl
1979	Ohio State	11	1	0	Big Ten Champs
1980	North Carolina State	6	5	0	
1981	North Carolina State	4	7	0	
1982	North Carolina State	6	5	0	
1983	Pacific	3	9	0	
1984	Buffalo Bills	2	14	0	
1985	Minnesota Vikings	7	9	0	
1986	Minnesota Vikings	9	7	0	
1987	Minnesota Vikings	8	7	0	Wild Card
1988	Minnesota Vikings	11	5	0	Wild Card
1989	Minnesota Vikings	10	6	0	NFC Central Champs
1990	New York Jets	6	10	0	
1991	New York Jets	8	8	0	Wild Card
1992	New York Jets	4	12	0	
1993	New York Jets	8	8	0	
1994	New York Jets	6	10	0	
1995	San Francisco 49ers	11	5	0	NFC West Champs
1996	San Francisco 49ers	12	4	0	Wild Card



PAUL BOUDREAU



Offensive Line
11th NFL Season
1st Patriots Season

COACHING STAFF

Coaching: Paul Boudreau, a 25-year coaching veteran with 11 NFL seasons to his credit, was named offensive line coach on February 12, 1997. In his first season with the Patriots, Boudreau will accept the challenge of improving the team's rush offense, which last year ranked 26th in the league (91.8 yards per game). He inherits Curtis Martin, a two-time Pro Bowl running back, and an offensive line anchored by five-time Pro Bowl left tackle Bruce Armstrong. The goal of building a bigger front line for Martin to run behind was addressed both in free agency and in the 1997 NFL draft. Free agent Zefross

Moss, a 6-foot-6-inch, 324-pound right tackle, re-joins Boudreau in New England after two seasons together in Detroit. In addition, the Patriots added three offensive linemen in the draft whose combined mass totals nearly 1,000 pounds; Damon Denson (304), Ed Ellis (340) and Scott Rehberg (336).

Boudreau joins the Patriots after three seasons as the offensive line coach of the Detroit Lions (1994-96). While in Detroit, Boudreau helped build one of the premier offensive lines in football, which powered one of the most potent offenses in the league during his tenure. In Detroit, Boudreau inherited All-Pro running back Barry Sanders, arguably the premier rusher in the league. Yet, prior to Boudreau's arrival, Sanders had only reached the 1,500-yard rushing plateau once in his first six NFL seasons. Upon Boudreau's arrival in 1994, Sanders rushed for a career-high 1,883 yards and reached the 1,500-yard plateau for three consecutive seasons. In 1995, the Lions' offensive line powered the league's top rated offense. Sanders rushed for exactly 1,500 yards and quarterback Scott Mitchell set new team records in virtually every passing category as left tackle Lomas Brown and center Kevin Glover were each invited to the Pro Bowl. It was the first time in 36 years that two Lions offensive linemen received all-star recognition.

Boudreau began his NFL coaching career as the offensive line coach for the New Orleans Saints in 1987. In seven seasons with the Saints, he developed one of the most consistent front lines in all of football. In 1992, the Saints allowed just 15 sacks, an NFL-low and all-time franchise record.

The Arlington, Mass. native began his coaching career at Oxford (Mass.) High in 1973. After one season at the prep level, he returned to his collegiate alma mater as the offensive line coach at Boston College. After two seasons at the Heights (1975-76), Boudreau accepted a position at Maine, which he held from 1977-79. He spent the next three seasons in the Ivy League as an assistant at Dartmouth

Extra Points

- ★ An avid runner, Paul ran in the 1991 Boston Marathon with fellow coach Carl Smith.
- ★ Paul has strong Boston ties. The Arlington, Mass. native was recruited to play football and baseball at Boston College (1971-73). After coaching at Oxford (Mass.) High, he returned to BC to coach the offensive line from 1975-76.
- ★ His son, Paul, is now an assistant coach at Boston College.



(1980-82), followed by a one-year coaching stint at Navy (1983) before accepting his first professional coaching position with the Edmonton Eskimos of the Canadian Football League. He coached three seasons in the CFL (1984-86) before joining the NFL ranks with the Saints in 1987.

Playing: Boudreau was a three-year letterman (1971-73) in both football and baseball at Boston College. He played guard on the gridiron. He graduated in 1974 and began his coaching career that fall.

Personal: Paul Boudreau was born Dec. 30, 1949 in Arlington, Mass. He attended Arlington High, where he lettered in football and baseball. He and his wife, Joan, have two children, Paul and Jill. Paul is now an assistant coach at Boston College.

Coaching Capsule: Offensive line - Oxford (Mass.) High School (1974); offensive line - Boston College (1975-76); offensive line - University of Maine (1977-79); offensive line - Dartmouth (1980-82); offensive line - Navy (1983); offensive line - Edmonton Eskimos (CFL) (1984-1986); offensive line - New Orleans Saints NFL (1987-1993); offensive line - Detroit Lions NFL (1994-96); offensive line - New England Patriots NFL (1997).

JEFF DAVIDSON



Tight Ends
3rd NFL Season
1st Patriots Season

Coaching: Jeff Davidson joined Pete Carroll's staff as tight ends coach on March 6, 1997. This season, Davidson will be working with one of the premier tight ends in the league, three-time Pro Bowler Ben Coates. Since 1994, Coates has averaged over 80 receptions per season for 923 yards.

Davidson began his NFL coaching career in 1995 with the New Orleans Saints as a volunteer assistant. He gained valuable coaching experience under the guidance of offensive line coach Jon Matsko on Jim Mora's staff. In 1996, Davidson was

named offensive assistant, responsible for a multitude of functions, including the breaking down of game tapes, opponent scouting and self-scouting. In addition, he had a number of on-field coaching responsibilities.

Davidson entered the league in 1990 as a fifth-round draft pick of the Denver Broncos. He played four seasons in the NFL before injuries ended his playing career. He began his pursuit of an NFL coaching career the following season when he joined the New Orleans Saints coaching staff as a volunteer assistant.

Extra Points

- ★ Jeff earned all-conference honors protecting QB Tom Tupa at Ohio State. The two were also college teammates of LBs coach Bo Pelini.
- ★ Jeff was a fifth-round selection of the Denver Broncos in the 1990 draft.
- ★ Jeff's father, Jim, was an All-American tackle at Ohio State in 1964 and was a first-round draft choice of the Buffalo Bills in 1965.



Playing: Davidson earned All-Big Ten honors as a senior and was a four-year letterman as an offensive lineman at Ohio State. He was drafted in the fifth round of the 1990 NFL draft by the Denver Broncos and moved into the starting lineup in just his second season, starting 16 games, including both playoff games, at left tackle. In 1992, he started every game at left guard. He was released by the Broncos in 1993 and signed with the New Orleans Saints as a free agent in 1994. He was on the active roster for the first seven games of the season, but suffered a shoulder injury which sidelined him for the remainder of the year and ultimately brought a premature end to his playing career.

Personal: Jeffrey John Davidson was born Oct. 3, 1967 in Akron, Ohio. He attended Westerville (Ohio) North High School where he earned *Parade* All-American honors as a senior. He was a three-sport prep letterman, starring in football (3 letters), track (4) and baseball (1). Jeff and his wife Judy have two sons; Nicholas and Alexander.

Coaching Capsule: Volunteer assistant - New Orleans Saints NFL (1995); offensive assistant - New Orleans Saints NFL (1996); tight ends coach - New England Patriots NFL (1997).

RAY HAMILTON



Defensive Line
11th NFL Season
6th Patriots Season

Coaching: The Patriots named Ray Hamilton their defensive line coach on Feb. 13, 1997. He returns to New England, where he began both his playing and coaching careers.

In his first season back coaching the Patriots' defensive line, Hamilton will initiate the aggressive, attacking techniques which made him one of the premier defensive linemen in Patriots history. He inherits Pro Bowl defensive end Willie McGinest, who led the team with 11 sacks in 1996.

He joins the Patriots after two seasons in New York, where he coached the Jets' defensive line. While with the Jets, Hamilton was instrumental in the development of Hugh Douglas, who recorded 18 sacks in his first two NFL seasons and was named NFL Defensive Rookie of the Year in 1995. As a unit, the defensive pressure improved significantly in Hamilton's first year with the Jets. That year, the Jets defense ranked fourth in the AFC, sixth overall (297.3 ypg) and had the top-ranked pass defense, allowing just 171.3 yards per game. In addition, the defense enjoyed a 14-sack improvement, jumping from 29 sacks in 1994 to 43 sacks in 1995. The 43 sacks tied for third in the AFC and was sixth in the league.

He began his professional coaching career in New England as the

Extra Points

- ★ Ray was nicknamed "Sugar Bear" during his high school playing days.
- ★ Ray is an avid tennis player who is also an accredited official. While playing for the Patriots, he officiated several professional tournaments in the Boston area.
- ★ Ray ranks fourth on the Patriots all-time sack list with 54.



assistant defensive line coach on Raymond Berry's staff from 1985-89. In his first season as a coach, he helped instruct a defensive line which consisted of Julius Adams, Ken Sims and rookie sensation Garin Veris, whose 10 quarterback sacks set a franchise rookie record. That year, the Patriots won their first AFC Championship title and competed in Super Bowl XX.

In 1990, he left the Patriots and became the head coach of the semi-pro Bay State Titans, who he led to the league championship game. While coaching the Titans, he tutored defensive tackle Eric Swann, the future first-round draft choice of the Arizona Cardinals and one of the premier defensive linemen in the NFL today. In 1991, he returned to the NFL as the defensive line coach with the Tampa Bay Buccaneers. In 1992, he accepted the defensive line responsibilities at Tennessee. That year, the Volunteers set a school record by compiling 40 sacks during the season. He returned to the NFL in 1993 with the Los Angeles Raiders. In two seasons with the Raiders, he played a significant role in the development of defensive tackle Chester McGlockton and of a defensive unit which totaled 83 sacks during his tenure. In 1993, the Raiders compiled 45 sacks, which ranked seventh in the league. The following year, they were once again among the league's top 10 in sacks with 38 (9th overall) and were ranked fourth in the AFC in total defense (308.9 ypg). He returned to the east coast in 1994 when he was named the defensive line coach on Rich Kotite's staff with the Jets.

Playing: Ray Hamilton was a fixture on the Patriots defensive line from 1973-81. Although he was a two-time All-Big 8 selection at Oklahoma, he remained on the draft board until the Patriots selected him in the 14th round of the 1973 NFL draft. The selection proved to be one of the biggest steals in Patriots draft history. He was originally projected as a linebacker, but immediately found a home on the defensive line. In 1973, he lined up at left defensive end and set a Patriots rookie record with seven sacks (later broken by Garin Veris). He started every game that season, the first of a record-setting 110 consecutive starts. He moved to nose tackle in 1974 when the Patriots made the transition from a 4-3 to a 3-4 defense. He retired prior to the 1982 season as one of the most recognizable players in franchise history and currently ranks fourth among the team's all-time leaders with 54.0 career sacks.

Personal: Ray Hamilton was born Jan. 20, 1951 in Omaha, Neb., the second of 12 children. He attended Douglass High in Oklahoma City, where he lettered in football, wrestling and track. He excelled both on the field and in the classroom at Oklahoma, where he made the dean's list and earned a bachelor's degree in marketing at Oklahoma. As a member of the Patriots, he took graduate classes at Suffolk (Mass.) University, where he once again made the dean's list and earned a master's degree in public administration in 1977. Ray and his wife Paula have two sons, Kadar and Damon. Kadar is a senior at Stanford. Damon is a freshman at the Wharton School of Business at the University of Pennsylvania.

Coaching Capsule: Assistant defensive line coach - New England Patriots NFL (1985-89); head coach - Bay State Titans Semi-Pro (1990); defensive line coach - Tampa Bay Buccaneers NFL (1991); defensive line coach - University of Tennessee (1992); defensive line coach - Los Angeles Raiders NFL (1993-94); defensive line coach - New York Jets NFL (1995-96); defensive line coach - New England Patriots NFL (1997).



LARRY KENNAN



Offensive Coordinator
14th NFL Season
1st Patriots Season

COACHING STAFF

Coaching: Larry Kennan, a coaching veteran of 14 NFL seasons and one Super Bowl Championship, was named the Patriots offensive coordinator on February 12, 1997. In his first year with the Patriots, he inherits an offense which ranked third in the league passing (243.8 yards per game) and seventh in total yards (335.6 ypg) last year. The offense returns four Pro Bowl performers, featuring Drew Bledsoe, Curtis Martin, Ben Coates and Bruce Armstrong. In addition, Kennan will find Pro Bowl alternates Terry Glenn, Sam Gash and Keith Byars available to him in his offensive arsenal.

Kennan joins the Patriots after a one-year stint as quarterback coach of the Oakland Raiders. During the 1996 season, he directed an offense which ranked eighth in the NFL in total offense (328.3 ypg), just over 7 yards behind the Patriots' average. The Raiders were just one of three teams to total over 2,000 yards rushing, a milestone which was amazingly achieved without the benefit of a 1,000-yard rusher.

Kennan began his NFL coaching career with the Raiders in Los Angeles in 1982 when he was named quarterbacks coach. In his first two seasons with the Raiders, he helped quarterback Jim Plunkett play to his full potential. In 1983, Plunkett led the Raiders to an NFL title with a 38-9 victory over Washington in Super Bowl XXVIII. It was the last Super Bowl victory by an AFC team. Kennan spent six seasons (1982-87) as quarterback coach for the Raiders before taking a coaching position with the division rival Denver Broncos in 1988. He served one season as the Broncos receivers coach before accepting his first offensive coordinator position with the Indianapolis Colts. He spent two seasons with the Colts (1989-90) before accepting his first head coaching assignment with the NFL sanctioned London Monarchs of the World League of American Football. In his only season as head coach, he led the Monarchs to a division title with a 9-1 regular season record and claimed the league's inaugural championship title when he defeated the Barcelona Dragons in the 1991 World Bowl. At season's end, Kennan was voted WLAFC Coach of the Year. In 1992, Kennan returned to the NFL as the offensive coordinator and quarterbacks coach of the Seattle Seahawks. While in Seattle, Kennan tutored quarterback Rick Mirer, who was voted the 1993 consensus Rookie of the Year. In 1994, the Seahawks offense revolved around running back Chris Warren, who claimed his first AFC rushing title. The following year, Kennan joined Jim Mora's staff in New Orleans, where he instructed the Saints' tight ends. It was in New Orleans that he first worked on the same staff with Carl Smith, Steve Walters and

Extra Points

- ★ In 1991, Larry led the London Monarchs to the WLAFC World Bowl championship and earned Coach of the Year honors.
- ★ Larry was quarterback coach with the Raiders in 1983 when they defeated the Washington Redskins in Super Bowl XXVIII, 38-9. (the last AFC team to win the Super Bowl).



Jeff Davidson, each of whom are now on the offensive staff with the Patriots.

Kennan began his coaching career at his alma mater, La Verne College, in 1966. He spent the next two years (1967-68) coaching on the prep level at Garden Grove (Calif.) High. In 1969, he re-entered the collegiate ranks at Colorado, where he remained on staff for three seasons before he returned to the prep level at Arvada (Colo.) High in 1972. The following season, he accepted the offensive coordinator position at Nevada-Las Vegas, a post he held for three seasons (1973-75). He took the same position at Southern Methodist from 1976-78 before being named head coach at Lamar University in 1979. He coached three years at Lamar before accepting his first NFL position as the quarterbacks coach of the Raiders in 1982.

Playing: Kennan was a record-setting quarterback at La Verne College from 1962-65. He did not pursue a professional playing career, opting for the sidelines instead when he remained at La Verne College as a coaching assistant in 1966.

Personal: Larry Kennan was born June 13, 1944 in Pomona, Calif. He attended Bonita High in La Verne, Calif., where he lettered in football as an all-conference quarterback. He was a three-sport letterman, earning letters in football (4), baseball (4) and basketball (3). He matriculated to La Verne College, where he earned a degree in history. Larry and his wife Pat, have three sons; Steve, Ryan and Kyle.

Coaching Capsule: Assistant - La Verne College (1966); head coach - Garden Grove (Calif.) High (1967-68); assistant - Colorado (1969-71); head coach - Arvada (Colo.) West High (1972); offensive coordinator - UNLV (1973-75); offensive coordinator - SMU (1976-77); head coach - Lamar University (1978-81); quarterbacks coach - Los Angeles Raiders NFL (1982-87); wide receivers coach - Denver Broncos NFL (1988) offensive coordinator - Indianapolis Colts NFL (1989-90); head coach - London Monarchs WFL (1991); offensive coordinator/quarterbacks coach - Seattle Seahawks NFL (1992-94); tight ends coach - New Orleans Saints NFL (1995); quarterbacks coach - Oakland Raiders NFL (1996); offensive coordinator - New England Patriots NFL (1997).

RON LYNN



Defensive Backs
12th NFL Season
1st Patriots Season

Coaching: Ron Lynn, a veteran of 11 NFL coaching seasons, joined the Patriots' on Feb. 12, 1997 when he was named defensive backs coach on Pete Carroll's staff.

During his NFL career, Lynn has earned a reputation for being able to enhance a team's defense. In his first season with the Patriots, he will accept the challenge of improving the team's pass defense, which last year allowed 331.6 yards per game, 28th in the league. Lynn inherits a young, aggressive secondary which ranked second in the AFC and fourth in the league with 23 interceptions.

Lynn joins the Patriots' staff after three seasons as the defensive coordinator of the Washington Redskins (1994-96). When he joined the Redskins, he took over a defense which had finished 26th in the league in 1993 and improved to 18th by 1995. In a year in which scor-



ing was up league-wide, the Redskins allowed 53 fewer points than in 1994, the third-best improvement in the league.

He began his NFL coaching career in 1986 when he was named the defensive coordinator of the San Diego Chargers. He spent six seasons in San Diego (1986-91), where he inherited the league's 28th ranked defense in 1985 and molded them into one of the top five defensive units in the league by 1990. During his first season with the Chargers, the team set a club record with 62 quarterback sacks and recovered an NFL-high 22 fumbles.

In 1992, he took over the worst ranked defense in the league as defensive coordinator for the Cincinnati Bengals. In his first season with the Bengals, his defense totaled 46 sacks, doubling their total from the previous season. In just two seasons (1992-93), the defense evolved from the 28th ranked unit in the league to 16th overall. Much of the credit for the improvement was a result of the pass defense, which ranked last in 1991 and improved to second in the league in 1993. In 1994, Lynn accepted another challenge when he was named the defensive coordinator of the Washington Redskins, a unit which was ranked 26th in the league when he took over.

Lynn, a 31-year coaching veteran, gained 17 years of coaching experience at the collegiate level before making the transition to the professional level. His coaching career began in 1966 at the University of Toledo. He spent the next seven seasons (1967-73) as the defensive coordinator and defensive backs coach at his alma mater, Mt. Union. In 1974, he joined the staff at Kent State (1974-76) as their defensive coordinator and defensive backs coach. He coached the offensive backs in his first year at San Jose State in 1977 and switched back to defense as their assistant head coach and defensive coordinator in 1978. He spent one season at the University of Pacific (1979) before accepting the defensive coordinator and defensive back responsibilities at California from 1980-82. He joined the professional ranks in 1983 as the defensive coordinator of the USFL's Oakland Invaders. That year, his defense led the league in sacks (1983). He coached three seasons in the USFL before joining the San Diego Chargers in 1986.

Playing: Lynn was a three-year letterman at Mt. Union in Ohio (1963-65). He played quarterback and defensive back during his collegiate career. Following his college playing career, Lynn entered the coaching profession.

Personal: Ron William Lynn was born on Dec. 6, 1944, in Youngstown, Ohio. He attended Struthers (Ohio) High and lettered in football and baseball. He played quarterback and defensive back at Mt. Union College in Alliance, Ohio, where he received his bachelor of science degree in chemistry. While coaching at Toledo, Lynn earned his master's degree in education. Ron and his wife Cynthia have three sons, Ryon (7/22/88), John (1/23/90) and Alec (12/23/91).

Coaching Capsule: Graduate assistant - Toledo (1966); defensive coordinator/defensive backs - Mt. Union (1967-73), Kent State (1974-76); offensive backs - San Jose State (1977); asst. head coach/defensive coordinator - San Jose State (1978); defensive coordinator/defensive backs - Pacific (1979); defensive coordinator/defensive backs - California (1980-82); defensive coordinator/defensive backs - Oakland Invaders USFL (1983-85); defensive coordinator - San Diego Chargers NFL (1986-91); defensive coordinator - Cincinnati Bengals NFL (1992-93); - defensive coordinator - Washington Redskins NFL (1994-96); defensive backs - New England Patriots NFL (1997).

Extra Points

- ★ Ron has been a defensive coordinator for 29 of his 31 seasons in the coaching profession.
- ★ Ron recruited a young defensive back named Dom Capers to Mt. Union on a football and baseball scholarship.

**JOHNNY PARKER****Strength & Conditioning****14th NFL Season****5th Patriots Season**

Coaching: Johnny Parker, a veteran of 13 NFL seasons and three Super Bowls, was named the Patriots' strength and conditioning coach on January 25, 1993. He is one of two holdovers from the 1996 coaching staff when he officially joined Pete Carroll's staff on Feb. 4, 1997.

When he joined the Patriots in 1993, his first assignment as strength and conditioning coach was to develop a year-round conditioning routine for the players to utilize during the offseason to help prevent injuries in the fall. Much to the credit of his program and the work ethic of his players, the Patriots survived the 1993 season nearly injury-free, an amazing recovery from the injury-plagued 1992 season. His ability to motivate players to participate in a year-round training program has been the key to Parker's success over the years. Following the 1994 season, the Professional Football Strength and Conditioning Coaches Society named Parker the recipient of their President's Award, given annually to the top strength and conditioning coach in the NFL. Parker down played the award, stating, "In a team sport, there are no individual honors. Any honor is a reflection on the efforts of the entire team."

Parker originally joined Bill Parcells' staff with the New York Giants in 1984 and made an immediate impact on the team with the initiation of his conditioning program. Prior to Parker's arrival, the Giants were decimated by injuries. Twenty-five players spent time on the injured reserve list in 1983 as the team struggled through a 3-12-1 season. That number was cut to seven in 1984 – Parker's first season with the Giants.

He began his coaching career as linebackers coach for Indianola Academy followed by a three-year stint (1974-76) at South Carolina as the squad's strength and conditioning coach. The following three years (1977-79) were spent at Indiana in a similar capacity. Parker implemented his conditioning program at Louisiana State in 1980, followed by four seasons at Mississippi (1981-83). His first professional assignment came in 1984 when he was hired by Parcells to join him in New York.

Personal: Johnny Parker was born Feb. 1, 1947, in Greenville, S.C., and raised in Shaw, Miss. He graduated from Shaw High, then matriculated to Ole Miss, where he earned his bachelor's degree in 1968. Parker continued his education with a master's degree from Delta State University. He visited the Soviet Union in 1983 and again in 1986 to study the methods of the Russian Olympic trainers and has incorporated a number of their techniques into his strength and condition-

Extra Points

- ★ Following the 1994 season, Parker received the President's Award, given annually to the top strength and conditioning coach in the NFL.
- ★ Johnny visited the Soviet Union in 1983 and again in 1986 to study the methods of the Russian Olympic trainers and has incorporated a number of their techniques into his strength and conditioning practices.



ing practices. Johnny married the former Jane Cline of Covington, Ind. in 1979.

Coaching Capsule: Linebackers coach - Indianola Academy (1969-73); strength and conditioning coach - South Carolina (1974-76); strength and conditioning coach - Indiana (1977-79); strength and conditioning coach - Louisiana State (1980); strength and conditioning coach - Mississippi (1981-83); strength and conditioning coach - New York Giants NFL (1984-92); strength and conditioning coach - New England Patriots NFL (1993- present).

ANDRE PATTERSON



Defensive Assistant

1st NFL Season

1st Patriots Season

Coaching: Andre Patterson was named defensive assistant on Pete Carroll's staff on March 6, 1997. Patterson will assist the defensive coaching staff, but will concentrate the majority of his time with defensive line coach Ray Hamilton.

This will be Patterson's first NFL coaching assignment, but he has gained valuable NFL experience working summer internships for five different teams, including the Patriots in 1991.

He joins the Patriots after three seasons as the head coach at Cal Poly - San Luis Obispo (1994-96). When Patterson arrived at Cal Poly

in 1994, the school was in the midst of making the transition from Division II to I-AA. In their first year at I-AA, Cal Poly claimed the conference title with a 7-4 overall record and Patterson was named American West Conference Coach of the Year. The following year, the Mustangs continued to excel as they finished second in the country in passing (344.9 ypg) and total offense (495.9 ypg), second only to Montana, the eventual I-AA Champion. They averaged 37.4 points per game, sixth in the country, and placed two standouts on the All-American team.

Patterson's coaching career began as a graduate assistant at his alma mater, the University of Montana, in 1982. In 1983, he accepted a teaching and coaching opportunity at Renton (Wash.) High where he served as the defensive coordinator and offensive line coach from 1983-86. Patterson travelled down the coast to Saint Monica (Santa Monica, Calif.) High in 1987, where he coached for two seasons. He returned to the collegiate ranks in 1988 when he was named the defensive line coach at Weber State. In 1989, he held a one-year stint as the defensive coordinator at Western Washington University. That year, his defense set an NAIA record for limiting an opponent to -9 yards passing in a game. In 1990, Patterson joined the staff at Cornell

Extra Points

- ★ Andre coached a little league boys baseball team which finished second to Cuba in the 1979 little league World Series.
- ★ Andre was named American West Conference Coach of the Year in 1994 during his first season at Cal Poly-San Luis Obispo (7-4).
- ★ At WSU, he coached Chad Eaton, Lewis Bush and Donnie Sasa - each one currently in the NFL.



as the defensive line coach. That year, Cornell claimed the Ivy League title, powered by a defensive unit which ranked second in the conference and set seven new school records. He returned to the Pacific Northwest as a defensive line coach at Washington State University in 1992. He coached the Cougars for two seasons before accepting the head coaching position at Cal Poly in 1994. While with the Cougars, Patterson was the position coach for current Patriot defensive tackle Chad Eaton.

Playing: Andre was a prep standout offensive and defensive lineman. He played two seasons at Contra Costa J.C. as an offensive lineman before transferring to Montana in 1981. He played one season at Montana before knee injuries ended his playing career.

Personal: Andre Patterson was born on June 12, 1960 in Richmond, Calif. He was an all-league center and nose guard at Harry Ells High in Richmond, Calif. He earned his AA in secondary education from Contra Costa Junior College in San Pablo, Calif. in 1980 and received his bachelor's degree in secondary education from the University of Montana in 1983. Andre and his wife Donna have one son, Andre Jr.

Coaching Capsule: Graduate assistant/defensive line - Montana (1982); defensive coordinator/offensive line coach - Renton (Wash.) High (1983-86); head coach - Saint Monica High (1987); defensive line - Weber State (1988); defensive coordinator - Western Washington (1989); defensive line - Cornell(1990-91); defensive tackles - Washington State (1992-93); head coach - California Polytechnical State-San Luis Obispo (1994-96); defensive assistant - New England Patriots NFL (1997).

BO PELINI



Linebackers

4th NFL Season

1st Patriots Season

Coaching: Bo Pelini joined Pete Carroll in New England when he was named linebackers coach on Feb. 12, 1997. In his first season with the Patriots, he has accepted the responsibility of coaching a young, aggressive linebacking corps which includes Ted Johnson, Chris Slade, Todd Collins and Monty Brown.

Pelini joins the Patriots after three seasons with the San Francisco 49ers. He was hired by the 49ers in the spring of 1994 as a scouting assistant.

Later that year, he accepted a position on George Siefert's staff as a defensive assistant. He assisted in the preparation of game plans, the evaluation of weekly opponents and the planning of practices. On the field, he assisted with the coaching of the linebackers. In 1995, he was assigned to the secondary, where he spent two years under the direction of defensive coordinator Pete Carroll.

Extra Points

- ★ Bo was college teammates of Jeff Davidson and Tom Tupa at Ohio State.
- ★ Bo was also a standout high school hoopster who was recruited by a number of schools before he signed his letter of intent at Ohio State



His coaching career began as a graduate assistant on Hayden Fry's staff at Iowa. He spent two years with the Hawkeyes (1991-92) assisting with the receivers. In 1993, Pelini coached quarterbacks and the secondary at his high school alma mater, Cardinal Mooney High in Youngstown, Ohio, while earning a master's degree in sports administration from Ohio University.

Playing: Pelini played collegiately at Ohio State (1987-90), where he was a three-year starter in the secondary. He was voted team co-captain his senior season and was a three-time Academic All-Big Ten selection. He was voted by his teammates as the recipient of the Bo Rein Award, given annually to the team's most inspirational senior.

Personal: Mark "Bo" Pelini was born Nov. 13, 1967 in Youngstown, Ohio. He was a standout at Cardinal Mooney High in Youngstown, Ohio, where he played both quarterback and safety. He received all-state recognition as a senior after totaling 1,300 offensive yards. He was also a prep standout in basketball and was recruited by a number of colleges before declaring his intent to play football at Ohio State. Bo and his wife Mary Patricia, now reside in Attleboro, Mass.

Coaching Capsule: Graduate assistant - Iowa (1991-92); assistant coach - Cardinal Mooney High (1993); defensive assistant - San Francisco 49ers NFL (1994-96); linebackers coach - New England Patriots NFL (1997).

DANTE SCARNECCHIA



Special Teams

16th NFL Season

14th Patriots Season

Coaching: Dante Scarnecchia, now in his 16th NFL season and 14th with the Patriots, joined Pete Carroll's staff as the special teams coach on Feb. 4, 1997. He was one of just two assistants retained from last year's staff.

This year, he will handle the Patriots' special teams responsibilities, a position he has held for nine of his previous 13 years with the club.

Scarnecchia originally joined the Patriots and made his NFL coaching debut in 1982 as a member of Ron Meyer's staff. He coached the tight ends and special teams for the Patriots for seven seasons (1982-88) before moving on to Indianapolis with Ron Meyer in 1989. He rejoined the Patriots in 1991 after spending two seasons (1989-90) as the Colts' offensive line coach. From 1991 to 1992, he coached the tight ends and special teams on Dick MacPherson's staff. On Nov. 4, 1992, MacPherson fell ill and appointed Scarnecchia to serve as the team's spokesman in his absence. Scarnecchia fulfilled the obligation for seven of the Patriots' final eight games and held the responsibilities of the head coach for both of the Patriots' victories in 1992. In 1993, he was the only Patriots'

Extra Points

- ★ Dante has been with the Patriots for 14 years, longer than any other coach in franchise history.
- ★ Dante accepted the head coaching responsibilities when Dick MacPherson was hospitalized during the 1992 season.



assistant retained from the previous staff. He was assigned special assistant from 1993-94, which was re-defined as defensive assistant from 1995-96. During that time, he assisted defensive coordinator Al Groh with the development of the team's linebacking corps.


His coaching career began in 1970 as the offensive line coach at California Western University. He moved to Iowa State in 1973, where he served as the assistant offensive line and defensive backfield coach. He spent the 1975 and 1976 campaigns at Southern Methodist University, before becoming the University of Pacific's offensive line coach and recruiting coordinator from 1977 through 1978. In 1979, Scarnecchia coached at Northern Arizona and then accepted an opportunity to return to Ron Meyer's staff at SMU as the offensive line coach in 1980. In 1982, Meyer was hired as the head coach of the New England Patriots and Scarnecchia was among a number of the SMU assistants who were added to his staff.

Playing: Scarnecchia played offensive guard and center at California Western University from 1968-70. He began his collegiate career at Taft Junior College in 1966 before transferring to California Western.

Personal: Dante Scarnecchia was born Feb. 15, 1948, in Los Angeles, Calif. He holds a master's degree in physical education from U.S. International. Dante and his wife, Susan, have a son, Steve (3/10/78) and a daughter, Lisa (10/28/81).

Coaching Capsule: Offensive line coach - California Western (1970-72); offensive line coach - Iowa State (1973); defensive backfield coach - Iowa State (1974); offensive line coach - Southern Methodist (1975-76); offensive line coach and recruiting coordinator - Pacific (1977-78); offensive line coach - Northern Arizona (1979); offensive line coach - Southern Methodist (1980-81); tight ends and special teams - New England Patriots NFL (1982-88); offensive line coach - Indianapolis Colts NFL (1989-90); tight ends and special teams - New England Patriots NFL (1991-92); special assistant - New England Patriots NFL (1993-1994); defensive assistant/linebackers - New England Patriots NFL (1995-96), special teams - New England Patriots NFL (1997).

STEVE SIDWELL



Defensive Coordinator
16th NFL Season
4th Patriots Season

Coaching: Steve Sidwell began his NFL coaching career with the Patriots as their linebackers coach in 1982. On Feb. 4, 1997, he returned to the Patriots as the defensive coordinator, bringing 16 seasons of NFL coaching experience with him.

This year, he inherits a defense which ranked 19th in the league last season, but made tremendous strides during the playoff stretch and car-

Extra Points

- ★ Steve began his coaching career with the Patriots in 1982 as the linebackers coach. One of his prize pupils that year was rookie LB Andre Tippett.
- ★ Steve's son Brad coaches locally at Franklin High School.



ried the Patriots to an AFC Championship. Sidwell's challenge will be to install the same attacking defensive philosophy in New England which he has applied so successfully during his career both in Houston and in New Orleans.

Sidwell began his professional coaching career as the Patriots' linebackers coach in 1982. That year, the Patriots drafted Andre Tippett, whom Sidwell tutored for the first three years of his career. By 1983, Tippett led the team in sacks with 8.5. The following year, the Patriots totaled 55 sacks, the fourth highest total in team history. Tippett led the team once again, setting a franchise record with 18.5 to his credit.

In 1985, Sidwell took the defensive line position on the Indianapolis Colts staff. He spent just one season with the Colts, before moving on to New Orleans, where he joined Jim Mora's staff as the defensive coordinator of the Saints. It was in New Orleans that he established himself as one of the best defensive coaches in the game. Under his tutelage, the Saints defense became one of the most respected in the league. They were consistently ranked among the top 10 defensive units in the league and twice boasted the top defense in points allowed (1991-92). In 1989, they reported the league's best rush defense and from 1992-93, the Saints maintained the league's best pass defense. During his tenure, the Saints sent 18 defenders to the Pro Bowl, including four in 1992. After nine seasons in New Orleans (1986-94), he accepted the defensive coordinator position with the Houston Oilers. In two seasons with the Oilers (1995-96), their defense ranked no lower than sixth in the league. In 1995, the Oilers defense improved to fifth from ninth in the league in 1994. They were also an opportunistic defense, ranking third in the league with 38 takeaways (21 interceptions, 17 fumble recoveries). In 1996, the Oilers' rush defense ranked second in the NFL, allowing only 86.6 yards per game. The total was the third lowest in team history. In fact, the Oilers allowed just one 100-yard rushing performance all last season, tying the Dallas Cowboys and Pittsburgh Steelers in that category. The Oilers defense also surrendered just five rushing touchdowns, marking the lowest single-season total in team history.

Sidwell's coaching career began in 1966 when he returned to his alma mater at Colorado to coach the team's linebackers. He spent eight seasons in Boulder (1966-73), before accepting the defensive coordinator position at the University of Nevada-Las Vegas in 1974. He spent two seasons in Vegas before moving on to Southern Methodist University in 1976. He led the Mustang's defense for six seasons under Ron Meyer at SMU and was one of the assistants that Meyer brought to New England when he was hired in 1982.

Playing: Steve Sidwell attended the University of Colorado from 1962-65. He played both sides of the ball, earning all-conference honors at linebacker and lining up at center on offense. After his senior year, he was invited to play in both the Hula Bowl and the Blue-Gray Game. In addition, he earned Academic All-American honors during his playing career.

Personal: Steve Sidwell was born Aug. 30, 1944 in Winfield, Kansas. Steve and his wife Katy have two sons; Brad, who coaches at Franklin (Mass.) High and Scott, who is a scout for the New Orleans Saints.

Coaching Capsule: Linebackers - Colorado (1966-73); defensive coordinator - Nevada-Las Vegas (1974-75); defensive coordinator - Southern Methodist (1976-81); linebackers coach - New England Patriots NFL (1982-84); defensive line coach - Indianapolis Colts NFL (1985); defensive coordinator - New Orleans Saints NFL (1986-94); defensive coordinator - Houston Oilers NFL (1995-96); defensive coordinator - New England Patriots NFL (1997- present).

**CARL SMITH****Assistant Head Coach/
Quarterbacks****12th NFL Season****1st Patriots Season**

Coaching: Carl Smith was named assistant head coach on Pete Carroll's staff with the Patriots on Feb. 12, 1997. In addition to his assistant head coaching responsibilities, he will instruct the Patriots' quarterbacks. He inherits one of the top young quarterbacks in the league in Drew Bledsoe, who, at the age of 25, is already a two-time Pro Bowl selection.

Smith, a 26-year coaching veteran, joins the Patriots after an 11-year tenure as the offensive coordinator and quarterbacks

coach for the New Orleans Saints. While in New Orleans, his offenses were annually ranked among the league leaders. In 1987, the Saints ranked second in the league in scoring, averaging 26.4 points per game. That year, they also led the league in time of possession, a feat they duplicated in 1989 and 1991. In 1988, the Saints led the league in third down conversions. From 1990 to 1992, Paul Boudreau served as the offensive line coach on Smith's staff. During that time, the Saints maintained one of the premier front lines in the game. From 1990-91, the Saints ranked second in the league in sacks allowed. In 1992, they boasted a league-best by allowing just 15 sacks in 16 games. During the 1994 and 1995 seasons, the Saints finished among the top 10 in the NFL in passing offense. For the past seven years, the Saints have allowed just 168 sacks (24.0 average), fewest in the NFL during that span.

Smith began his coaching career as a graduate assistant at his alma mater, Cal Poly - San Luis Obispo, in 1971. He moved to the University of Colorado as a graduate assistant in 1972 and the next season attained a full-time position coaching the Buffalo's linebackers. In 1974, Smith joined the University of Southwestern Louisiana as the defensive line coach. He enjoyed a five-year stay at SW Louisiana (1974-78), which included seasons coaching the defensive backs (1975-76) and two seasons as offensive coordinator (1977-78). In 1979, he joined Larry Kennan's staff at Lamar University as the offensive coordinator. In his final year at Lamar (1981), he served as offensive coordinator and also coached the team's offensive line. His final season at the collegiate level was in 1982, when he served as the offensive coordinator at North Carolina State.

He joined the professional ranks in 1983 when he was named the special teams coach of the Philadelphia/Baltimore Stars of the USFL. From 1984-85, Smith was the Stars' quarterbacks and receivers coach.

Playing: Carl lettered in football as a defensive back at Cal Poly - San Luis Obispo from 1969-70 after transferring from Bakersfield College where he played quarterback from 1966-67.

Extra Points

- ★ In 1991, Carl and Patriots offensive line coach Paul Boudreau ran the Boston Marathon together.
- ★ Carl was the offensive coordinator at North Carolina State in 1982, the same year Pete Carroll served as defensive coordinator.



Personal: Carl Smith was born April 26, 1948 in Wasco, Calif. He attended Wasco Union High School in Wasco, Calif, where he lettered in football, basketball and baseball. Carl and his wife Dianne have three sons; Tracy, Tyler and Nicholas.

Coaching Capsule: Graduate assistant - California Polytechnical-San Luis Obispo (1971); graduate assistant - Colorado (1972); line-backers coach - Colorado (1973); defensive line coach - Southwestern Louisiana (1974); defensive backs - Southwestern Louisiana (1975-76); offensive coordinator - Southwestern Louisiana (1977-78); offensive coordinator - Lamar University (1979-81); offensive coordinator - North Carolina State (1982); special teams coach - Baltimore Stars USFL (1983); quarterbacks/receivers - Philadelphia Stars USFL (1984-85); offensive coordinator/quarterback - New Orleans Saints NFL (1986-96); assistant head coach/quarterbacks - New England Patriots NFL (1997).

STEVE WALTERS



Wide Receivers
15th NFL Season
4th Patriots Season

Coaching: Steve Walters, a veteran of 15 NFL seasons, was named wide receivers coach on Feb. 20, 1997. Walters returns to New England where he began his professional coaching career as a member of Ron Meyer's staff in 1982.

In his return, Walters will have the enviable task of working with arguably the best young wide receiving corps in the NFL. Last year, Terry Glenn shattered the NFL rookie receiving record with 90 catches

and Shawn Jefferson caught 50 passes, a career-high. This year, Vincent Brisby is expected to return at full strength and should compete for the starting position he lost due to injury last year.

Walters returns to New England after an 11-year coaching tenure in New Orleans. While with the Saints, his wide receivers set the top four single-season reception marks in franchise history.

Walters began his coaching career as a graduate assistant at Virginia Tech in 1971. After two seasons, he accepted his first full-time position coaching receivers at Tampa University in 1973. He coached defensive backs for two seasons (1974-75) at Northeast Louisiana before accepting the responsibility of directing the quarterbacks and receivers at Morehead State in 1976. From 1977-78, he was the offensive coordinator and recruiting coordinator at Tulsa. In 1979 he joined the Memphis State staff as quarterbacks coach. He then joined Ron Meyer's staff at Southern Methodist in 1980, where he spent two seasons (1980-81) as the secondary coach. In 1982, Meyer left SMU to become the head coach of the New England Patriots. In doing so, he also brought the majority of his SMU staff, including Walters, whom he named as his defensive backs coach.

Extra Points

- ★ Steve originally coached in New England in 1982, along with Steve Sidwell and Dante Scarnecchia.
- ★ While at Arkansas, Steve played for the national title in 1969, but was defeated by Texas 15-14 in the Cotton Bowl.




While in New England (1982-84), Walters assisted in the development of some of the greatest Patriot defensive backs in franchise history, including Michael Haynes, Raymond Clayborn, Roland James, Fred Marion, Ron Lippett and Rick Sanford. In 1985, Walters returned to the collegiate ranks when he was named the defensive backs coach on Gene Stallings' staff at Alabama. He returned to the NFL in 1986 when he accepted a position as receivers coach on Jim Mora's staff with the Saints.

Playing: Walters was a two-year letterman (1969-70) as a defensive back at Arkansas. In 1969, the Razorbacks competed for the National Title in the Cotton Bowl, but lost a 15-14 decision to Texas.

Personal: Steve Walters was born June 16, 1948 in Jonesboro, Ark. He attended Springdale (Ark.) High School, where he lettered in football, basketball and track. He earned his bachelor's degree while attending Arkansas and added a master's degree in physical education from Morehead State in 1976. Steve and his wife Susan have two children, Kirk and Kasey.

Coaching Capsule: Graduate assistant - Virginia Tech (1971-72); receivers coach - Tampa (1973); defensive backs coach - Northeast Louisiana (1974-75); quarterbacks/receivers coach - Morehead State (1976); offensive coordinator/recruiting coordinator - Tulsa (1977-78); quarterbacks coach - Memphis State (1979); defensive backs coach - Southern Methodist (1980-81); defensive backs coach - New England Patriots NFL (1982-84); defensive backs coach - Alabama (1985); wide receivers coach - New Orleans Saints NFL (1986-96); wide receivers coach - New England Patriots NFL (1997).

KIRBY WILSON



Running Backs
1st NFL Season
1st Patriots Season

Coaching: Kirby Wilson was named to Pete Carroll's staff as the Patriots' running backs coach on Feb. 20, 1997.

In his first year with the Patriots, Wilson will have the opportunity to continue the development of two-time Pro Bowl running back Curtis Martin.

Wilson joins the Patriots staff after two seasons as the running backs coach at Iowa State (1995-96). During that time, Wilson helped develop All-American running back Troy Davis, who broke nearly every Cyclone rushing record during his collegiate career. In Wilson's first season at Iowa State, Davis led the nation in rushing with 2,010 yards and 15 touchdowns on 345 carries (5.8 avg.). In 1996, Davis led the nation again with 2,185 yards rushing to become the first player in NCAA history to rush for over 2,000 yards twice in a career. Davis earned consensus All-American

Extra Points

- ★ Kirby joins the Patriots after two seasons at Iowa State, where he assisted in the development of All-American running back Troy Davis.
- ★ In just two seasons at Los Angeles S.W. Community College (1989-90), Kirby helped recruit and coach the likes of Larry Brown (Raiders), Bernard Daffney (Steelers), Mark Fields (Saints) and Chris Mims.



accolades and was a Heisman Trophy finalist each season.

Wilson's coaching career began in 1985 as the receivers coach at Pasadena (Calif.) Community College. His star pupil that season was Anthony Miller, who is now a member of the Dallas Cowboys. He returned to school and earned his bachelor's degree from Eastern Illinois before pursuing a career in coaching. In 1989, he was hired as the running backs and wide receivers coach at Los Angeles Southwest Community College. While he was there, he helped recruit the likes of Larry Brown (Raiders), Bernard Daffney (Steelers), Mark Fields (Saints) and Chris Mims (formerly with the Chargers). After two seasons, he moved on to Southern Illinois, where he coached the linebackers in 1991 and then moved to defensive coordinator and secondary coach in 1992, during which time three of his Saluki players earned all-conference honors. In 1993, he joined the staff at Wyoming as the defensive backs coach. That year, his secondary was second in the Western Athletic Conference in pass defense, resulting in an 8-4 season and a Copper Bowl bid. He spent two seasons in Wyoming before being named the running backs coach at Iowa State.

Playing: Wilson played two seasons as Pasadena (Calif.) Community College, where he earned all-league honors, before attending the University of Illinois. While at Illinois, Wilson played wide receiver and was the team's return specialist. He was named team captain as a senior in 1982 and led the Fighting Illini to a second-place finish in the Big Ten and appeared in the Liberty Bowl. He ranks sixth in school history with 824 yards in career kickoff returns and spent two seasons in the Canadian Football League with the Winnipeg Blue Bombers (1983) and the Toronto Argonauts (1984) before choosing to pursue a coaching career.

Personal: Kirby Wilson was born Aug. 24, 1961 in Los Angeles, Calif. He attended Dorsey High in Los Angeles, where he was a prep standout in football and also lettered in basketball and track.

Coaching Capsule: Wide receivers coach - Pasadena (Calif.) C.C. (1985); running backs/wide receivers/asst. offensive coordinator - Los Angeles (Calif.) Southwest C.C. (1989-90); linebackers coach - Southern Illinois (1991); defensive coordinator/secondary coach - Southern Illinois (1992); secondary coach - Wyoming (1993-94); running backs coach - Iowa State (1995-96); running backs coach - New England Patriots NFL (1997).

ALL-TIME COACHES ROSTER

NAME	POSITION	TOTAL YEARS OF YEARS SERVICE	
Atkins, David	Offensive Backs	1	1993
Beatty, Bruce	Offensive Line	4	1969-72
Bengtson, Phil	Head Coach (Interim)	0.5	1972
Berry, Raymond	Receivers	4	1978-81
	Head Coach	5.5	1984-89
Blackmon, Don	Staff Assistant	1	1988
	Linebackers	2	1989-90
Brittenham, Dean	Strength/Conditioning	3	1985-87
Brasher, Tommy	Linebackers	3	1982-84
Bruney, Fred	Defensive Backfield	2	1962-63
Bryant, Cleve	Offensive Backfield	3	1982-84
Boudreau, Paul	Offensive Line	1	1997
Bullough, Hank	Defensive Line	7	1973-79
Campbell, Marion	Defensive Line	2	1962-63
Cappelletti, Gino	Special Teams	3	1979-81
Carthon, Maurice	Offensive Assistant	3	1994-96
Carr, Jim	Defensive Backfield	5	1985-89
Caruthers, LeBaron	Strength/Conditioning	3	1982-84



ALL-TIME COACHES ROSTER (CONT.)

NAME	POSITION	TOTAL YEARS OF YEARS SERVICE	
Collier, Joe	Defensive Backfield	2	1960-61
	Defensive Coordinator	2	1991-92
Collier, Joel	Asst. RB's/ Receivers	2	1991-92
Coury, Dick	Offensive Coordinator	2	1991-92
Crennel, Romeo	Defensive Line	4	1993-96
Crosby, Steve	Special Teams/TE	1	1990
Davidson, Jeff	Tight Ends	1	1997
Dotsch, Rollie	Outside Linebackers	2	1975-76
Elias, Bill	Defensive Backfield	2	1969-70
Endicott, Steve	Receivers	2.5	1982-84
Erber, Lew	QB's/Off. Coordinator	3	1982-84
Erhardt, Ron	Offensive Backfield	6	1973-78
	Head Coach	3	1979-81
Evans, Dick	Defensive Line	2	1971-72
Fairbanks, Chuck	Head Coach	6	1973-78
Fears, Ivan	Wide Receivers	2	1991-92
Fletcher, Tom	Defensive Backfield	2	1971-72
Gerber, Norm	Inside Linebackers	2	1991-92
Gibson, Claude	Defensive Backfield	1	1968
Grier, Bobby	Offensive Backfield	9	1981, 85-92
Groh, Al	Defensive Coordinator/LBs	4	1993-96
Hamilton, Ray	Asst. Defensive Line	6	1985-89, 1997
Hoaglin, Fred	Offensive Line	4	1993-96
Holovak, Mike	Offensive Backfield	1.5	1960-61
	Head Coach	7.5	1961-68
Humenuik, Rod	Asst. Head Coach/O-Line	5	1985-88
	Offensive Line	3	1990-92
Jackson, Harold	Receivers	5	1985-89
Jones, Stan	Defensive Line	2	1991-92
Kennan, Larry	Offensive Coordinator	1	1997
Khayat, Eddie	Defensive Line	5	1985-89
Kinard, Billy	Defensive Backfield	2	1979-80
Lantz, Rick	Linebackers	1	1981
Lindsey, Dale	Defensive Line	1	1990
Loudd, Rommie	Linebackers	1	1966
Lynn, Ron	Defensive Backs	1	1997
MacPherson, Dick	Head Coach	2	1991-92
McLaughlin, Leon	Offensive Line	1	1977
Mazur, John	Offensive Backfield	1.5	1969-70
	Head Coach	2.5	1970-72
Meyer, Ron	Head Coach	2.5	1982-84
Meyer, John	Linebackers	4	1969-72
Miller, Burnie	Special Teams	1	1972
Miller, Red	Offensive Line	6	1960-61, 73-76
Moore, Myrel	Outside Linebackers	2	1991-92
Mora, Jim	Defensive Coordinator	1	1982
Morriss, Guy	Asst. Offensive Line	2	1988-89
Muir, Bill	Offensive Line	3	1982-84
Nelsen, Bill	Quarterbacks	2	1973-74
Nelson, Steve	Linebackers	1	1990
Palmer, Chris	Wide Receivers	4	1993-96
Parcells, Bill	Linebackers	1	1980
	Head Coach	4	1993-96



ALL-TIME COACHES ROSTER (CONT.)

NAME	POSITION	TOTAL YEARS OF YEARS SERVICE	
Parker, Johnny	Strength/Conditioning	5	1993-97
Parilli, Babe	Quarterbacks	1	1981
Patterson, Andre	Defensive Assistant	1	1997
Pelini, Bo	Linebackers	1	1997
Perkins, Ray	Receivers	4	1974-77
	Offensive Coordinator	4	1993-96
Polonchek, John	Quarterbacks/Special		
	Assistant to Head Coach	12	1975-80, 85-90
Pope, Mike	Running Backs	1	1994
	Tight Ends	2	1995-96
Raye, Jimmy	Offensive Coordinator/ Quarterbacks	1	1990
Richardson, Jesse	Defensive Line	5	1965-69
Ringo, Jim	Offensive Line	4	1978-81
Roach, Dick	Defensive Backs	1	1981
Rowan, Keith	Special Teams	1	1989
Rush, Clive	Head Coach	1.5	1969-70
Rust, Rod	Defensive Coordinator	5	1983-87
	Head Coach	1	1990
Rutigliano, Sam	Off. Backs/Receivers	3	1971-73
Saban, Lou	Head Coach	1.5	1960-61
Scarnecchia, Dante	Special Teams/TE's	10	1982-88, 1990-92
	Special Assistant	2	1993-94
	Defensive Asst./LB's	2	1995-96
	Special Teams	1	1997
Shinnick, Don	Linebackers	5	1985-89
Shurmur, Fritz	Defensive Line	4	1978-81
Sidwell, Steve	Linebackers	4	1982-84, 1997
Simmons, Jerry	Strength/Conditioning	3	1988-90
Smith, Carl	Asst. Head Coach/ Quarterbacks	1	1997
Smith, Jerry	Defensive Line	2	1960-61
Spinney, Art	Offensive Line	7	1962-68
Steckel, Les	Quarterbacks/Receivers	4	1985-88
Stoltz, Jerry	Receivers	4	1969-72
Sumner, Charlie	Linebackers/Secondary	6	1973-78
	Defensive Coordinator/ Secondary	1	1990
Sweatman, Mike	Special Teams	4	1993-96
Taseff, Carl	Defensive Backfield	1	1964
Trott, Bob	Defensive Backs	3	1993-95
Uyrus, Dave	Asst. Special Teams/ Defensive Line	2	1991-92
Valek, Jim	Special Teams	3	1973-75
Walker, Dick	Defensive Backs	1	1977
Walters, Steve	Defensive Backs	3	1982-84
	Wide Receivers	1	1997
Weaver, Larry	Defensive Backfield	4	1973-76
Weber, Chuck	Defensive Line/Backfield	4	1964-67
Weis, Charlie	Tight Ends	2	1993-94
	Running Backs	1	1995
	Wide Receivers	1	1996
West, Charlie	Defensive Backs	2	1991-92
Wilson, Kirby	Running Backs	1	1997
Wood, Richard	Receivers	2	1989-90
Yewcic, Tom	Offensive Backfield/ Special Teams	3	1976-78



PATRIOTS ALL-TIME COACHING RECORDS

Coach	Seasons	Years	Regular Season	Post-season	Pct.
			W-L-T	W-L-T	
Lou Saban*	1.5	1960-61	7-12-0	0-0-0	.368
Mike Holovak	7.5	1961-68	52-46-9	1-1-0	.573
Clive Rush**	1.5	1969-70	5-16-0	0-0-0	.238
John Mazur***	2.0	1970-72	9-21-0	0-0-0	.300
Phil Bengtson	0.5	1972	1- 4-0	0-0-0	.200
Chuck Fairbanks	6.0	1973-78	46-39-0	0-2-0	.529
Bullough-Erhardt#		1978	0- 1-0	0-0-0	.000
Ron Erhardt	3.0	1979-81	21-27-0	0-0-0	.438
Ron Meyer##	2.5	1982-84	18-15-0	0-1-0	.529
Raymond Berry	5.5	1984-89	48-39-0	3-2-0	.554
Rod Rust	1.0	1990	1-15-0	0-0-0	.063
Dick MacPherson	2.0	1991-92	8-24-0	0-0-0	.250
Bill Parcells	4.0	1993-96	32-32-0	2-2-0	.500
All-Time Totals	37.0	1960-95	248-291-9	6-8-0	.461

* Released after five games in 1961

** Released after seven games in 1970

*** Released after nine games in 1972

Ron Erhardt and Hank Bullough served as co-head coaches during Chuck Fairbanks' one-game suspension (12/18/78).

Released after eight games in 1984

Postseason Games

Coach	Games	Years	W-L-T	Pct.
Mike Holovak	2	1963	1-1- 0	.500
Chuck Fairbanks	2	1976,1978	0-2- 0	.000
Ron Meyer	1	1982	0-1- 0	.000
Raymond Berry	5	1985,1986	3-2- 0	.600
Bill Parcells	4	1994,1996	2-2- 0	.500
Postseason Totals	14	8 Years	6-8- 0	.429

Preseason Games

Coach	Games	Years	W- L-T	Pct.
Lou Saban	9	1960-61	7- 2-0	.778
Mike Holovak	27	1962-68	5-22-0	.185
Clive Rush	9	1969-70	2- 7-0	.222
John Mazur	12	1971-72	3- 9-0	.250
Chuck Fairbanks	34	1973-78	20-13-1	.603
Ron Erhardt	12	1979-81	7- 5-0	.583
Ron Meyer	12	1982-84	3- 9-0	.250
Raymond Berry	21	1985-89	10-11-0	.476
Rod Rust	4	1990	0- 4-0	.000
Dick MacPherson	8	1991-92	2- 6-0	.250
Bill Parcells	16	1993-96	8- 8-0	.500
Preseason Totals	164	1960-96	67-96-1	.412

Opening Day Games

Coach	Games	Years	W- L-T	Pct.
Lou Saban	2	1960-61	0- 2-0	.000
Mike Holovak	7	1962-68	3-4- 0	.429
Clive Rush	2	1969-70	1-1- 0	.500
John Mazur	2	1971-72	1-1- 0	.500
Chuck Fairbanks	6	1973-78	2-4- 0	.333
Ron Erhardt	3	1979-81	1-2- 0	.333
Ron Meyer	3	1982-84	2-1- 0	.667
Raymond Berry	5	1985-89	5-0- 0	1.000
Rod Rust	1	1990	0-1- 0	.000
Dick MacPherson	2	1991-92	1-1- 0	.500
Bill Parcells	4	1993-96	1-3- 0	.250
Opening Day Totals	37	1960-96	17-20-0	.459

Players





78 BRUCE ARMSTRONG

**Offensive Tackle****6-4 ★ 295 ★ 11th Year****Draft: 1 (23rd) '87****Louisville****Born: September 7, 1965****Miami, Fla.****Pro Bowls (5): 1990, 1991, 1994, 1995, 1996**

Transactions: Bruce Armstrong was drafted by the Patriots in the first round of the 1987 NFL draft (23rd player selected) ... signed July 23, 1987 ... placed on injured reserve list Nov. 2, 1992 ... placed on active/physically unable to perform list on July 16, 1993 and activated on July 27, 1993.

NFL Career GP/GS (regular season-148/148, playoffs-4/4):

Armstrong suffered what was once believed to be a career-threatening knee injury in 1992 when he tore the medial collateral ligament and both his anterior and posterior cruciates in his right knee ... despite the severity of the injury, Armstrong has since returned to his pre-injury form and has been voted to start in the past three Pro Bowls, now totaling five career Pro Bowl appearances ... he underwent reconstructive shoulder surgery (2/6/96) following the 1995 season to repair torn tendons in his right shoulder ... with the exception of the eight games he missed due to his knee injury in 1992, he has started every other game since joining the Patriots in 1987 ... he started the first 44 games of his career at right tackle before making the transition to left tackle in his fourth season, where he has started 104 of the last 112 games ... now in his 11th year with the Patriots, he is the senior member of the team and the only player to have been retained from the '80s ... he started 84 consecutive (non-strike) games for the Patriots before his injury in 1992, and has returned to start the last 64 regular season games, 68 consecutive starts including playoff games ... he enters the season ranked 13th on the Patriots' all-time list for career games played, just one shy of Steve Grogan, who played in 149 regular season games ... the record is held by former DE Julius Adams, who played in 206 games between 1971 and 1987. **1996 (16/16; 3/3):** Elected offensive team captain by his teammates ... anchored the left side of the Patriots' offensive line for the sixth consecutive season, starting every regular season and playoff game ... earned his third consecutive and fifth career trip to the Pro Bowl ... voted second-team All-Pro by Associated Press ... anchored an offensive line which allowed just 30 sacks on 658 pass plays, an average of one sack per 21.9 passes (6th in the league) ... paved the way for RB Curtis Martin's second consecutive 1,000-yard season ... it was the first back-to-back 1,000-yard season by a Patriots rusher since 1967 ... dominated the

Extra Points

- ★ As a tight end at Central High, Bruce set a school record with four touchdown receptions in a game.
- ★ As a junior at Louisville, Bruce made the transition from TE to OT upon Howard Schnellenberger's urging.
- ★ In 1987, Bruce became the first Patriot offensive lineman to start as a rookie since John Hannah (1973).
- ★ In 1990, Bruce was elected to his first Pro Bowl team, despite New England's 1-15 record that season.



left side of the line, which allowed for 598 rushing yards on 141 carries (4.2 avg.) during the season ... over 40 percent of all rushing yardage was gained on runs to the left side of the line ... paved the way for Martin to rush for 164 yards on just 17 carries (9.6 avg.) vs. Washington (10/13) ... Martin gained 91 yards rushing and the line did not surrender a sack at Dallas (12/15) ... anchored a line which dominated the trenches vs. Pittsburgh (1/5/97) in the divisional playoff game, as Martin rushed for 166 yards and three touchdowns on just 19 carries (8.7 avg.). **1995 (16/16):** Started every game for the Patriots at left tackle and was one of three Patriots (along with Ben Coates and Curtis Martin) to be selected to the 1996 Pro Bowl ... anchored an offensive line which allowed just 27 sacks on 713 pass plays ... the 26.4 pass plays per sack allowed ranked third in the NFL ... powered the left side of the line, which protects the quarterback's blind side and proved to be the running game's bread-and-butter direction ... paved the way for Patriots rushers to pick up 651 yards on 153 carries, a 4.3-yard average ... was one of many who contributed to the rushing success of rookie running back Curtis Martin, who rushed for 1,487 yards and 14 touchdowns on 368 carries, setting franchise records in each category ... Martin picked up 538 of those yards on 130 carries in Armstrong's direction. **1994 (16/16, 1/1):** Started every game at left tackle, including the Patriots' playoff game ... anchored an offensive line which allowed only 22 sacks for an offense which (including sacks) totaled 721 pass plays ... 32.8 pass plays/sack ranked fourth in the NFL ... line did not allow more than three sacks in any game all season and allowed no more than one sack in seven games. **1993 (16/16):** Made an extraordinary recovery from a severe knee injury in 1992 to regain his starting left tackle position in '93 ... anchored an offensive line which allowed only 23 quarterback sacks all year, second in the NFL (NY Jets allowed 21) ... offensive line allowed only one sack in the final six games of the season and helped the Patriots complete a season-ending four-game winning streak ... one of the best performances of the season came in a 38-0 triumph over Indianapolis (12/26) in which the Patriots rushed for a season-high 257 yards, the most by the Patriots since they rushed for 281 vs. Cincinnati in 1985. **1992 (8/8):** Started the first eight games of the season at left tackle before suffering torn ligaments in his right knee at Buffalo (11/1) ... the injury included tears of the medial collateral ligament and both his anterior and posterior cruciates in his right knee ... he was placed on the injured reserve list the following day (11/2), which ended his consecutive game starting streak at 84 games and eliminated any chance of him making his third consecutive Pro Bowl appearance. **1991 (16/16):** Started all 16 games at left tackle and was selected to play in his second consecutive Pro Bowl ... helped the offense roll up 400 total yards in a 23-17 overtime victory vs. Indianapolis (12/8). **1990 (16/16):** Dominated his opposition all season and was rewarded by being selected to start in his first Pro Bowl at left tackle, an amazing accomplishment considering the team's 1-15 finish ... Armstrong was the team's sole representative selected, continuing a 15-year tradition of Patriots in the Pro Bowl ... named first-team All-AFC by *Pro Football Weekly* ... recipient of the Jim Lee Hunt Award which is awarded annually to the team's top interior lineman. **1989 (16/16):** Played in all 16 games at right offensive tackle and was selected second-team All-AFC by UPI ... started vs. Miami (9/17) despite suffering from a hairline fracture in his right hand ... also made one solo tackle on special teams, his first career NFL tackle. **1988 (16/16):** Started all 16 games at right tackle ... elected first-team All-Pro by *Football Digest* and *The Sporting News* ... earned All-AFC honors from *Football News* and UPI ... voted second-team All-Pro by Associated Press. **1987 (12/12):** Started all 12 games at right tackle during the strike-shortened season ... named Patriots' Rookie of the Year by the 1776 Quarterback Club of New England and was selected on virtually every all-rookie team ... named co-winner (with Garin Veris) of the Jim Lee Hunt Award, which is presented annually to the club's top interior lineman as selected by the coaches ... first rookie to start on the club's offensive line since John Hannah in 1973 ... played entire season with a special shoulder harness, which was required after he injured it during both mini-camp and training camp ... underwent shoulder surgery on Dec. 30, 1987 to repair the damage.



College: Made the transition from tight end to left tackle three days into spring drills during his junior season in 1985 upon coach Howard Schnellenberger's urging ... started that fall and did not allow a sack in his last seven games, despite playing the position at only 240 pounds ... did not allow a sack during his senior campaign ... played in the Senior Bowl after being selected a first-team All-South Independent by Associated Press ... voted the team's Outstanding Offensive Lineman in 1986 ... originally recruited to Louisville as a tight end in 1983 and caught seven passes for 103 yards in five starts that season ... in 1984, he started all 11 games at tight end and finished second on the team with 26 receptions for 289 yards and three touchdowns.

Personal: Bruce Charles Armstrong was born on Sept. 7, 1965 in Miami, Fla. ... he earned All-American honorable mention and all-county acclaim as a tight end at Central High in Miami, Fla. ... named school's top scholar-athlete as a senior ... high school coach, Rudy Barber, played for the Miami Dolphins in 1968 ... lettered three times in track and football ... majored in political science at Louisville ... his wife, Melinda Yvette Armstrong, is currently working on her master's degree in social work ... the Armstrong's have two children – Candace Lynne (4/12/84) and Nicholas Charles (5/8/95).

Additional Statistics

Special Teams Tackles – 1989 (1)

Misc. Tackles – 1993 (1); 1994 (1); 1995 (2); 1996 (1)

Fumbles Recovered (5) – 1990 (2 for 4 yards); 1992 (1-0); 1993 (1-0); 1995 (1-0)

BRUCE ARMSTRONG'S CAREER HONORS AND AWARDS

Since entering the league as the Patriots' first-round draft choice in 1987, Armstrong has been a fixture on the offensive line. Below is a list of just a few of the honors and awards Bruce has earned during his career.



- **Offensive Team Captain** – 1996
- **AFC Pro Bowl** – 1996, 1995, 1994, 1991, 1990
- **Associated Press 2nd Team All-Pro** – 1996, 1988
- **UPI All-AFC** – 1994, 1989, 1988
- **Sports Illustrated All-NFL Team** – 1995
- **Pro Football Weekly All-AFC** – 1995, 1990
- **Football Digest All-Pro** – 1995, 1994, 1988
- **Football News All-Pro** – 1994, 1988
- **Football News All-AFC** – 1995
- **The Sporting News All-Pro** – 1988
- **College and Pro Football Newsweekly All-Pro** – 1995
- **Jim Lee Hunt Lineman of the Year Award** – 1994, 1990, 1988, 1987
- **Patriots Rookie of the Year** – 1987

PATRIOTS TOP SERVICE MEN

Bruce Armstrong enters the season with **148 games played**, 13th in team history. The team's top 12 are listed below:

GP	Player, Pos.	GP	Player, Pos.
206	Julius Adams, DE	159	Tom Neville, T
194	Mosi Tatupu, RB	154	Pete Brock, C
191	Raymond Clayborn, CB	152	Gino Cappelletti, WR/K
183	John Hannah, G	151	Andre Tippett, LB
179	Stanley Morgan, WR	151	Bill Lenkaitis, C
174	Steve Nelson, LB	149	Steve Grogan, QB



46 KANTROY BARBER



Fullback

6-0 ★ 243 ★ 2nd Year

Draft: 4c (124th) '96

West Virginia

Born: October 4, 1973

Miami, Fla.

Transactions: Kantroy Barber was selected with the Patriots' third of three fourth round picks (124th overall) ... the selection was acquired from Oakland along with a third (76th overall) and a fifth round (149th overall) pick in exchange for New England's second round pick (57th overall) ... signed by the Patriots in July ... placed on the injured reserve list on Oct. 15, 1996.

Pro Career GP/GS (regular season 0/0, postseason 0/0):

Barber was one of 12 rookies on the Patriots' opening day roster, but was listed among the Patriots inactives ... he was on the Patriots' 53-man roster through the first six games, but was never active for a game ... placed on the Patriots' injured reserve list on Oct. 15, 1996.

College: Barber started 12 of 24 games at fullback and totaled 713 yards and nine touchdowns on 171 rushing attempts in two seasons at West Virginia ... caught 17 career passes for 110 yards and a touchdown ... transferred from Colorado to West Virginia in 1993. **1995:** Started 10 of 11 games at fullback and rushed for 362 yards and four touchdowns on 93 carries (3.9 avg.) ... added 11 receptions for 67 yards and a touchdown. **1994:** Earned Big East Conference Offensive Newcomer of the Year by *The Gridiron Report* ... finished third on the team with 351 yards on 78 carries, but led the team with five rushing touchdowns. **1993:** Lost a year of eligibility due to NCAA transfer regulations after transferring to West Virginia from Colorado. **1992:** Ruled ineligible to play at Colorado. **1991:** Redshirted as a freshman at Colorado.

Personal: Kantroy Barber was born the son of Rudy, Sr. and Jolene Barber on Oct. 4, 1973 in Miami, Fla. ... he earned All-American honors at Carol City High in Miami, Fla. ... rated third in the nation among prep fullback prospects on the Houston *Chronicle's* Top 100 squad ... twice earned All-Dade County laurels ... rushed for 623 yards and six touchdowns on 120 carries (5.2 avg.) in seven games as a senior ... excelled in track and won the Dade County title when he set a county record in the shot put with a 62'3" effort ... also competed in the discus (192'0") ... he is one of three children ... his brother Rudy, Jr. was an all-conference guard at the University of Miami (Fla.) in 1993 and signed as a rookie free agent with the Atlanta Falcons in 1994 ... single.

Extra Points


- ★ Kantroy's father, Rudy, played LB for the Dolphins and the Chiefs in the NFL. Brother, Rudy Jr., earned all-conference honors as a guard at the University of Miami (Fla.).
- ★ Kantroy won the shot put event in the Atlantic 10 Track and Field Championships. His best throw was 53-feet, 6-and three-quarters inches.



KANTROY BARBER'S NFL STATISTICS

Year	G/S	Rushing					Receiving				
		No	Yds	Avg	Lg	TD	No	Yds	Avg	Lg	TD
1996	0/0	injured reserve					-	-	-	-	-

86 MIKE BARTRUM



Tight End - Long Snapper

6-5 ★ 245 ★ 4th Year

Trade (Green Bay) '96

Marshall

Born: June 23, 1970

Gallipolis, Ohio

Transactions: Mike Bartrum was acquired by the Patriots along with defensive end Walter Scott via a trade with the Green Bay Packers for past considerations on Aug. 25, 1996 ... originally signed by Kansas City as a non-drafted free agent on May 5, 1993 ... released by Chiefs on Aug. 30, 1993 and re-signed to practice squad (8/31/93) ... activated Oct. 27, 1993 ... released by Chiefs on Aug. 23, 1994 ... signed by Green Bay on Jan. 20, 1995 ... placed on injured reserve with a broken arm (10/11/95) for the remainder of the season.

Pro Career GP/GS (regular season 23/0, postseason 4/0):

Bartrum was acquired by the Patriots in the final week of the pre-season and immediately assumed the long-snapping responsibilities ... proved to be a tremendous special teams asset with his precision snapping for punting and placement kicking. **1996 (16/0, 3/0):** Played in every game, including each of the Patriots' playoff games, handling all of the team's long-snapping chores ... saw only limited playing time as a reserve tight end ... totaled six special teams tackles and forced two fumbles during the season, adding four special teams tackles and a fumble recovery in the playoffs ... recorded his first career reception on a 1-yard touchdown pass from quarterback Drew Bledsoe in a 46-38 victory over the Ravens in Baltimore (10/6) ... it was his only reception of the season ... forced his first career fumble on a punt coverage team at Indianapolis (10/20), which was recovered by Marrio Grier and converted into a Curtis Martin touchdown in a 27-9 victory ... recovered a fumble caused by Marty Moore in a 20-6 AFC Championship victory over Jacksonville (1/12/97). **1995 (4/0-Green Bay):** Opened the season as Green Bay's third tight end, but was the top long-snapper on punts until suffering a broken left arm at Jacksonville (9/24) ... placed on injured reserve for the remainder of the season ... subbed in each of the first four games and recorded one special teams tackle vs. the N.Y. Giants (9/17) ... played in two-tight end sets at Chicago (9/11) after starter Mark Chmura went down with an ankle injury. **1994**

Extra Points

- ★ Mike played on the same Division I-AA title team as WR Troy Brown at Marshall.
- ★ Mike was a three-sport prep all-state selection at Meigs High in Pomeroy, Ohio. He excelled at football, basketball and baseball.
- ★ Taught 4th and 5th grade special education classes at Louisburg (Kan.) Elementary School during the 1995 off-season. Resumed teaching at Louisburg High School after being placed on injured reserve in the fall of 1995.



(0/0): Spent the 1994 season out of football after being released by Kansas City (8/23). **1993 (3/0, 1/0-Kansas City):** Saw limited action in three regular season games and one playoff game as a rookie after being activated from the team's practice squad (10/26) ... signed as non-drafted free agent (5/5) and released (8/30) on the team's final cuts ... re-signed to the Chiefs practice squad (8/31).

College: Two-year starter and three-year letterman (1989, 1991-92) at Marshall University in Huntington, W.V. ... totalled 109 career receptions for 1,187 yards (10.9 avg.) and 10 touchdowns ... earned consensus All-Southern Conference honors as a senior when he caught 62 passes for 680 yards and nine touchdowns, guiding Marshall to a Division I-AA national title ... missed the entire 1990 season with a knee injury suffered in spring practice ... redshirted in 1988 ... lettered in baseball as a relief pitcher as a junior (1991) ... earned a B.A. degree in elementary and special education.

Personal: Michael Weldon Bartrum was born June 23, 1970 in Gallipolis, Ohio ... he attended Meigs High in Pomeroy, Ohio, where he was a three-sport letterman and all-state selection ... he was a four-year letterman in baseball, three-year letterman in football and two-year letterman in basketball ... passed for 1,900 yards and 24 touchdowns as a quarterback his junior and senior seasons ... taught 4th and 5th grade special education classes at Louisburg (Kan.) Elementary School during the 1995 offseason ... also taught at Louisburg High School in the fall of '95 after being placed on injured reserve ... he enjoys playing golf and spending time with his family.

VETERANS

MIKE BARTRUM'S NFL RECEIVING STATISTICS

Regular Season Receiving Statistics

Year	Team	G/S	No	Yds	Avg	Lg	TD
1993	Chiefs	3/0	0	0	0.0	0	0
1994	out of football						
1995	Packers	4/0	0	0	0.0	0	0
1996	Patriots	16/0	1	1	1.0	1t	1
Totals 3-years		23/0	1	1	1.0	1t	1

Additional Statistics

Special Teams Tackles – 1995 (1), 1996 (6)

Special Teams Forced Fumbles – 1996 (2)

Postseason Receiving Statistics

Year	Team	G/S	No	Yds	Avg	Lg	TD
1993	Chiefs	1/0	0	0	0.0	0	0
1996	Patriots	3/0	0	0	0.0	0	0
Totals 2-years		4/0	0	0	0.0	0	0

Additional Postseason Statistics

Special Teams Tackles – 1996 (4)

Special Teams Fumbles Recovered – 1996 (1)

CONSIDER THIS

New England acquired two players from the Green Bay Packers for past considerations who ultimately helped the Patriots claim an AFC Championship title. Defensive end Ferric Collons started eight of the last nine games for the Patriots, including each of their playoff games. He was acquired by the Patriots from the Packers for past considerations on Aug. 26, 1995. Mike Bartrum handled the team's long snapping chores and appeared in every game for the Patriots in 1996, including each of their playoff games. He was also acquired by the Patriots from the Packers (along with Walter Scott) for past considerations, almost exactly one year later, on Aug. 25, 1996. The two competed against their former teammates in Super Bowl XXXI.

Oddly enough, Bartrum opened the 1996 preseason as a Green Bay Packer in a game against the Patriots (8/2/96) and ended the season as a Patriot going against the Packers. On July 31, he will return to Green Bay as a Patriot for a preseason game vs. the Packers.



11 DREW BLEDSOE



Quarterback

6-5 ★ 233 ★ 5th Year

Draft: 1 (1st) '93

Washington State

Born: 2/14/72

Ellensburg, Wash.

Transactions: The Patriots selected Bledsoe with the first overall pick in the 1993 NFL draft (4/25/93) ... signed with the Patriots on July 6, 1993 ... signed a seven-year contract extension on July 20, 1995.

Pro Career GP/GS (regular season 60/59, postseason 4/4):

In just his fourth NFL season, Bledsoe guided the Patriots to an AFC Championship and just the second Super Bowl appearance in franchise history ... he now enters his fifth NFL season with his sights set on another title run ... in four seasons, Bledsoe has started 59 of 60 games and completed 1,310 of 2,379 passes for 14,642 yards and 80 touchdowns while claiming an AFC

Championship Title – no other NFL quarterback has accomplished as much prior to their 25th birthday ... he currently owns the franchise's single-season passing records for attempts (691 in 1994), completions (400 in 1994) and yards passing (4,555 in 1994) ... his 691 pass attempts in 1994 remains an NFL record ... he also set NFL records for attempts (70) and completions (45) in a game ... he enters the 1997 season ranked second among the Patriots' all-time passing leaders in career completions (1,310) and third in attempts (2,379), yards passing (14,642), touchdowns (80) and completion percentage (.551) ... he also set a franchise record in 1995 by attempting 179 consecutive passes without an interception (10/23/95 to 11/26/95) ... at the age of 23, he became the youngest player in NFL history to surpass the 10,000-yard passing plateau when he connected with Ben Coates on

Extra Points

- ★ Drew and his wife Maura are expecting their first child this November.
- ★ Drew's grandfather, Stu, was a Top Gun fighter pilot during World War II.
- ★ Tommy Knecht is the only QB to have started ahead of Drew for an entire season ... in the 7th grade at Pioneer Junior High (Walla Walla, Wash.) in 1984. Drew was moved to tight end.
- ★ Drew enjoys playing golf during the offseason.

BLEDSOE JOINS ELITE PASSING FRATERNITY

Bledsoe joined an elite class of quarterbacks when he passed for over 4,000 yards this year, the second time of his career. Only Dan Marino, Warren Moon and Dan Fouts have eclipsed that passing plateau multiple times during their career.

4,000-yard

Player, Team	Seasons	Last Time
1. Dan Marino, Miami	6	1994
2. Warren Moon, Minnesota	4	1995
3. Dan Fouts, San Diego	3	1981
4. Drew Bledsoe, New England	2	1996



a 6-yard completion just before the half vs. the Jets (12/10/95) ... in the past three seasons, he has missed just one game (due to a separated shoulder) and has led the league in pass attempts each year ... no quarterback has ever attempted more passes in his first four NFL seasons than Bledsoe's 2,379 ... he became just the fourth player in NFL history to eclipse the 4,000-yard passing plateau multiple times during their career, joining Dan Marino (6 seasons), Warren Moon (4) and Dan Fouts (3) ... he has now eclipsed the 3,000-yard passing plateau in three consecutive seasons, another franchise first ... he enters the 1997 season with 28 consecutive regular season starts at quarterback.

1996 (16/16, 3/3): Bledsoe started all 19 games for the Patriots last year, including playoffs, the most single-season starts by a Patriots quarterback in franchise history ... for the second time in three seasons, he eclipsed the 4,000-yard passing plateau and earned a return trip to the Pro Bowl ... he led the league in pass attempts (623) for the third consecutive season and in completions (373) for the second time in three years ... his 4,086 yards, 27 touchdowns and 2.4% interception ratio totals were each ranked third in the league ... he set a personal single-season best with a quarterback rating of 83.7, fifth in the AFC ... after an 0-2 start, he guided the team to victories in 11 of the next 14 games to claim the AFC East Title ... the Patriots then defeated the Pittsburgh Steelers and Jacksonville Jaguars to claim the AFC Championship and advance to Super Bowl XXXI ... he opened the season at Miami (9/1) and moved ahead of Tony Eason into third place on the Patriots' all-time passing list with his performance ... the Patriots were without WRs Terry Glenn and Vincent Brisby and lost Shawn Jefferson with a concussion ... Bledsoe employed seven different receivers in the game and was sacked four times, the second-most in his career, while surrendering the season opener to the Dolphins 24-10 ... sacked four times the following week in a losing effort at Buffalo (9/8), but did complete a 37-yard touchdown pass to rookie wide out Terry Glenn, his first career touchdown reception ... earned Miller Lite Player of the Game honors for his performance in the 1996 home opener, a 31-0 blanking of Arizona (9/15) ... he completed 21 of 35 attempts (.600) for 221 yards and three touchdowns without an interception, but it was his pickup of a first down on 4th-and-1 when he jumped over a defender for a 1-yard gain that will be most remembered ... he completed his first eight pass attempts vs. Jacksonville (9/22) the following week and led the Patriots on a 49-yard drive to set up the game-winning kick in an overtime victory over the Jaguars ... earned Miller Lite Player of the Game and Staples Star of the Game honors the following week at Baltimore (10/6) when he threw for a season-high and single-game career-tying four touchdown

VETERANS

BLEDSON 100% WHEN COMPLETING OVER 55% IN '96

In 1996, one of the tell-tale signs for success was Bledsoe's completion percentage. In games that Bledsoe completed over 55 percent of his passes, the Patriots won (13-0 including playoffs). Conversely, in games that Bledsoe completed less than 55 percent, the Patriots lost (0-6 including playoffs).

PATRIOTS TRIPLE PLAY

In 1995, the Patriots had their first 3,000-yard passer (Drew Bledsoe) and 1,000-yard rusher (Curtis Martin) in a single season. In 1996, the Patriots did one better, as Bledsoe topped the 4,000-yard plateau, Martin again provided over 1,000 yards rushing and WR Terry Glenn added a 1,000-yard receiving season. Never before had a triumvirate of offensive players reached such levels during a single season.

Player	Milestone	Yardage
Drew Bledsoe	4,000 yards passing	4,086
Curtis Martin	1,000 yards rushing	1,152
Terry Glenn	1,000 yards receiving	1,132



passes in a 46-38 victory over the Ravens ... he completed 25 of 39 attempts (.641) for 310 yards and finished with a quarterback rating of 122.8 ... it marked the 10th 300-yard game of his young career ... he attempted a season-high 48 attempts in a losing effort vs. Washington (10/13) ... he completed 14 of 24 attempts for 142 yards in a 27-9 victory over Indianapolis, his lowest passing totals since Dec. 12, 1993 (vs. Cincinnati) ... completed 11 of his first 12 attempts and earned Miller Lite Player of the Game honors for his nationally televised Sunday night performance against Buffalo (10/27) ... he finished the game completing a season-high 32 of 45 attempts (.711) for 373 yards and a touchdown ... earned Staples Star of the Game honors the following week vs. Miami when he completed 30 of 41 attempts (.732) for a season-high 419 yards and a career-long 84-yard touchdown pass ... his 419 yards passing was the second-highest single-game passing total in franchise history (426 vs. Minnesota on Nov. 13, 1994) ... his 84-yard touchdown completion to Ben Coates was the fourth-longest in franchise history ... had a streak of 87 consecutive attempts without an interception snapped when Terrell Buckley picked off a pass in the first quarter ... earned Staples Star of the Game honors for the third consecutive week at the Jets (11/10), despite opening the game 0-for-4 with an interception and a lost fumble ... still finished with 297 yards (24-of-34) and three touchdowns in a dramatic 31-27 come-from-behind victory ... completed nine of his first 11 attempts for 123 yards and two touchdowns vs. Indianapolis (11/24) and finished the game with 242 yards passing in a 27-13 victory ... earned Miller Lite Player of the Game honors the following week for his performance in a 45-7 victory over San Diego (12/1) ... he completed nine of his first 11 attempts for the second consecutive week, this time for three touchdowns, to give the Patriots a quick lead in the nationally televised contest ... he finished the game completing 19 of 29 attempts (.655) for 232 yards and four touchdowns ... it was his fourth 4-touchdown game of his career, the second of the season and marked the 12th time that he had thrown for three or more touchdowns in a single game ... he eclipsed the 14,000-yard plateau the following week vs. the Jets (12/8) when he threw for 251 yards (24-of-42) ... had his worst performance of the season at Dallas (12/15) when he completed 20 of 40 passes for just 178 yards and threw three interceptions for a quarterback rating of just 31.0 ... rebounded the following week with his fourth 300-yard game of the season and the 13th of his career at the Giants (12/21) ... finished the game with 301 yards and a pair of touchdowns, including the game-winning touchdown pass to Ben Coates with just

1996 PASSING LEADERS

For the third consecutive season, Drew Bledsoe finished among the NFL's passing leaders and for the second time in three years was voted to represent the Patriots in the Pro Bowl. For the third consecutive season, Bledsoe led the NFL in pass attempts and for the second time in his career he led the league in completions. He finished third in yards passing and third in touchdowns and was the fifth-highest rated quarterback in the AFC. His 83.7 rating was a single-season career-high.

NFL ATTEMPTS

623	Drew Bledsoe
557	Mark Brunell
549	Vinny Testaverde
549	Jeff Blake
543	Brett Favre

NFL COMPLETIONS

373	Drew Bledsoe
353	Mark Brunell
325	Brett Favre
325	Vinny Testaverde
308	Jeff Blake

NFL PASSING YARDS

4367	Mark Brunell
4177	Vinny Testaverde
4086	Drew Bledsoe
3899	Brett Favre
3624	Jeff Blake

NFL INTERCEPTION %

1.9	Steve Young
2.3	Gus Frerotte
2.4	Drew Bledsoe
2.4	Dan Marino
2.4	Brett Favre

NFL TOUCHDOWNS

39	Brett Favre
33	Vinny Testaverde
27	Drew Bledsoe
26	John Elway
24	Jeff Blake

AFC QB RATING

89.2	John Elway
88.7	Vinny Testaverde
87.8	Dan Marino
84.0	Mark Brunell
83.7	Drew Bledsoe



1:32 remaining in the game ... eclipsed the 4,000-yard passing plateau for the second time in three seasons to become just the fourth quarterback in NFL history to post multiple 4,000-yard passing seasons ... the victory gave the Patriots an 11-5 regular season record, which tied a franchise record for wins in a season, and secured a first-round play-off bye for the division champs ... he completed 14 of 24 attempts for 164 yards and a touchdown in a 28-3 victory over Pittsburgh (1/5/97) ... he connected on 20 of 33 attempts for 172 yards in the AFC Championship Game victory over Jacksonville (1/12/97) ... he closed out the season by throwing for 253 yards and a pair of touchdowns in Super Bowl XXXI vs. Green Bay (1/26/97).

1995 (15/15): For the second straight season, Bledsoe attempted (636) and completed (323) more passes for more yards (3,507) than any other quarterback in Patriots history ... amazingly, he did so in just 15 games ... contrary to his 1994 record-setting season (when the Patriots all but abandoned the run and relied on Bledsoe's passing to guide the offense) the Patriots stayed committed to their running game throughout the year and produced the franchise's all-time single-season rushing leader when Curtis Martin rushed for 1,487 yards ... Bledsoe had a streak of 23 consecutive starts snapped when he missed a game at Atlanta (10/1) while recovering from a separated left shoulder (non-throwing) injury, suffered in the third week of the season at San Francisco (9/17) ... he started 15 games for the Patriots and completed 323 of his 636 attempts (.508) for 3,507 yards and 13 touchdowns ... he trimmed 11 interceptions off his 1994 total, finishing with just 16 miscues all season ... for the second consecutive year, he attempted more passes than any other NFL quarterback and ranked second in the AFC in pass completions ... he finished fourth in the AFC in passing yards – 12th overall ... tied another franchise record during a seven-game stretch (10/15 to 11/26) at midseason when he attempted 179 consecutive passes without an interception (tying Tony Eason) ... his record-breaking 180th pass attempt was intercepted by Buffalo's Bryce Paup (11/26) on the Bills' goal line ... opened the season vs. Cleveland (9/3) and helped guide the Patriots to a come-from-behind 17-14 victory over the Browns ... trailing 14-9 with just 4:29 remaining in the game, Bledsoe led the Patriots on a 14-play, 85-yard drive which was capped by a Curtis Martin game-winning touchdown run with just 19 seconds remaining in the game ... it was Bledsoe's sixth come-from-behind victory of his career and the second over the Browns ... he finished the day completing 30 of 47 attempts for 302 yards and did not throw an interception in the game ... his 302 yards represented a

PASSING FANCY

In 1995, Drew Bledsoe set a Patriots record for consecutive pass attempts without an interception. During a seven-game span, Bledsoe threw 179 passes without throwing an interception, breaking Tony Eason's franchise record set in 1986. Bledsoe's 180th pass attempt was intercepted by Bryce Paup on the Buffalo Bills goal line. It was Bledsoe's first of three interceptions that day, but the Patriots won 35-25.

1995 LEADERS OF THE PACK

Quarterback Drew Bledsoe set an NFL record with 691 pass attempts in 1994. In 1995 he repeated as the NFL leader, despite the team's success running the ball and the fact that Bledsoe missed a game due to injury.

Pass Attempts (NFL)

636 Drew Bledsoe
606Warren Moon
583Scott Mitchell
570Brett Favre
567Jeff Blake
567Jim Everett

Pass Completions (AFC)

326Jeff Blake
323 Drew Bledsoe
316John Elway
309Dan Marino
293Steve Bono
282Stan Humphries



third of a "milestone trifecta," which included Curtis Martin's 102 yards rushing and Ben Coates' 106 yards receiving ... it was just the fourth "milestone trifecta" in Patriots history ... attempted 51 passes in back-to-back losses vs. Miami (9/10) and at San Francisco (9/17) – his sixth and seventh 50-attempt game of his young career ... received a devastating hit, delivered by LB Ken Norton, late in the first quarter at San Francisco and was forced to leave the game with a separated left shoulder ... showed tremendous will and determination when he re-entered the game early in the second quarter and played through the pain after missing just one offensive series ... played the remainder of the game, but could not ignite a spark as the Patriots lost 28-3 ... finished the game completing just 21 of 51 attempts for 241 yards and threw three interceptions ... missed the following game at Atlanta (10/1) following the Patriots' bye week while still recovering from the injury ... returned to the starting lineup and attempted 56 passes the following week vs. Denver (10/8), but could not generate an offensive touchdown despite penetrating the "red zone" on four occasions ... threw his first touchdown pass of the season at Kansas City (10/15) when he connected with Vincent Brisby for a 22-yard score in the third quarter ... added a fourth quarter touchdown pass when Will Moore scored his first NFL touchdown on a 6-yard reception ... finished the game completing 25 of 47 passes for 237 yards, including the two touchdowns, but the Patriots could not pull out their second victory of the season and fell to 1-5 ... the Patriots hosted their first Monday Night Football game in 14 years and scored an impressive 27-14 victory over the Bills (10/23) ... threw for 262 yards and a touchdown while completing 23 of 40 attempts in that game ... connected with Brisby on his longest pass completion of the season when Brisby scored on a 47-yard reception in a 34-17 victory over Miami (11/12) ... it was the first of two touchdown passes in the game ... threw for three touchdowns in a 35-25 victory over Buffalo (11/26), completing the first series sweep of the Bills since 1987 ... hit rookie wide out Hason Graham in stride for a 37-yard touchdown vs. New York (12/10) to help the Patriots to a 31-28 victory to complete a series sweep over the Jets ... sustained a contusion to his right shoulder in the first quarter at Pittsburgh (12/16) on a hit by Greg Lloyd – yet finished the game with a season-high performance completing 39 of 60 passes for 336 yards and three touchdowns to earn Staples Star of the Game honors ... closed out the season completing just 17 of 37 passes for 186 yards in a 7-10 loss at Indianapolis (12/23) ... scored the only touchdown of the game on a 31-yard pass to Hason Graham.

1994 (16/16, 1/1): Bledsoe threw more times (691) and completed more passes (400) for more yards (4,555) than any other quarterback in 1994 ... he finished fourth in the league with 25 touchdown passes, trailing only Steve Young (35), Brett Favre (33) and Dan Marino (30) ... he guided the top-rated passing offense in the NFL, averaging 277.8 yards per game ... earned Patriots' Miller Lite Player of the Game a total of four times, weeks 1, 2, 11 and 16 ... selected the NFL's Miller Lite Player of the Week — as selected by a national media panel — and AFC Player of the Week by the NFL for his performances against Green Bay 10/2 (53-29-334-2 tds-1 int) and Minnesota 11/13 (70-45-426-3 tds-0 ints) ... he completed over 50 passes to five different targets — Ben Coates (96), Michael Timpson (74), Leroy Thompson (65), Vincent Brisby (58), and Kevin Turner (52) — for the first time in NFL history ... became the youngest quarterback (22-years old) to play in the Pro Bowl in the history of the game ... was a UPI sec-

HOW'S THIS FOR STARTERS?

In 1994, Drew Bledsoe started all 16 games for the Patriots and set an NFL record by attempting 691 passes. In doing so, he became the first quarterback to start every game for the Patriots in 15 years. Steve Grogan was the last quarterback to start every game for the Patriots, back in 1979. Thirteen different quarterbacks have split time since then. Last year, Bledsoe started 19 games, including each of the three playoff games. No other quarterback in franchise history has started 19 games in one season.



ond-team All-AFC selection ... set three NFL passing records — most attempts in a season (691), most attempts in a game (70) and most completions in a game (45) ... came within four pass completions to establish a fourth NFL record — his 400 completions rank second only to Warren Moon who completed 404 passes for Houston in 1991 ... set eight franchise passing records — most attempts in a season (691), most attempts in a game (70), most completions in a season (400), most completions in a game (45), most passing yardage in a season (4,555), most passing yardage in a game (426), most consecutive 300-yard games (4) and most 300-yard games in one season (6) ... in 1994 alone, Bledsoe attempted more passes (691), completed more passes (400) and threw for more yards (4,555) than 31 of his 36 predecessors had accomplished during their Patriots' careers ... Bledsoe started every game in 1994 to become the first Patriots quarterback to do so since Steve Grogan started every game in 1975 ... among NFL quarterbacks, only Dan Marino, who threw for 5,084 yards in 1984, had a more spectacular sophomore season than Bledsoe ... he opened the season at Miami (9/4) and set a Patriots passing record by throwing for 421 yards (which he broke nine games later) in just his 13th NFL start ... in that season-opener, he completed 32 of 51 passes while throwing four touchdowns ... it was the second time in his short career that he had thrown for four touchdowns in a game ... connected with Ben Coates on a 62-yard touchdown strike — the longest completion of Bledsoe's career ... earned Patriots' Miller Lite Player of the Game honors, as voted by a local media panel, for his performance ... nearly duplicated his performance the following week in the home opener vs. Buffalo (9/11) ... completed 26 of 42 passes (.619) for 380 yards and three touchdowns to earn consecutive Patriots' Miller Lite Player of the Game honors ... passed for over 300 yards in five of his first six games of the season ... trailing 19-20 in the third quarter at Cincinnati (9/18), Bledsoe led the Patriots 80 yards on eight plays, capped by a 34-yard touchdown pass to Michael Timpson to take a 25-20 lead ... put the game out of reach on the following possession with a 61-yard scoring drive to give the Patriots a 31-20 lead in the 31-28 victory ... Bledsoe finished the game with 365 yards and a touchdown, completing 30 of 50 pass attempts (.600) in the Patriots' first victory of the season ... with a 10-7 lead and just under six minutes remaining in the second quarter at Detroit (9/25), Bledsoe guided a 14-play, 69-yard scoring drive capped by a 7-yard touchdown pass to Ben Coates with just 21 seconds remaining to take a 17-7 lead in

ONE FOR THE BOOKS!!!

As fans left Foxboro Stadium on November 13, 1994, in celebration of the greatest come-from-behind victory in Patriots history, many realized they had just witnessed what will certainly become a legendary passing performance. Below is a breakdown of Drew Bledsoe's record-setting performance in the Patriots' 26-20 overtime upset over the Minnesota Vikings.

Passing	Att	Comp	Yds	Pct	TD	Int	Lg	Sacks	Rating
1st Half Passing	17	8	72	47.0	0	0	20	0	58.9
2nd Half Passing	53	37	354	69.8	3	0	31t	0	107.0
Passing Total	*70	*45	426	64.3	3	0	31t	0	95.3

* denotes all-time NFL record

Passing	Att	Comp	Yds	Pct	TD	Int	Lg	Sacks	Rating
1st Quarter Passing	3	1	7	33.3	0	0	7	0	39.6
2nd Quarter Passing	14	7	65	50.0	0	0	20	0	63.1
3rd Quarter Passing	20	13	127	65.0	1	0	31t	0	99.4
4th Quarter Passing	27	18	171	66.7	1	0	25	0	96.4
Overtime Passing	6	6	56	100.0	1	0	15	0	179.9
First 29 minutes	11	4	21	36.4	0	0	8	0	40.3
Final 34:10	59	41	402	69.5	3	0	31t	0	105.3



HAVING A CAREER YEAR

In 1994 alone, Drew Bledsoe attempted more passes (691), with more completions (400) for more yards (4,555) than 31 of the franchise's 36 predecessors had accomplished in their Patriots careers. Only Steve Grogan, Babe Parilli, Tony Eason and Jim Plunkett recorded better numbers during their careers than Bledsoe did in 1994.

the 23-17 victory ... he completed 21 of 33 attempts (.636) for 251 yards and a touchdown ... trailing 16-14 with 1:14 remaining in the game vs. Green Bay (10/2), Bledsoe directed the Patriots on an 11-play, 45-yard drive which set up the game-winning field goal by Matt Bahr (33 yards) with just :04 remaining in the game — the Patriots won 17-16 ... threw for over 300 yards for the fifth time in six weeks when he completed 23 of 55 passes for 321 yards and two touchdowns in a 21-17 loss vs. the Raiders (10/9) ... threw for 242, 125 and 166 yards in three consecutive losses before exploding for a franchise record by completing 45 of 70 passes for 421 yards and three touchdowns vs. Minnesota (11/13) ... trailing 20-0 with 58 seconds remaining in the first half, he completed four consecutive passes to lead the Patriots on a seven-play, 48-yard drive to position Matt Bahr for a 38-yard field goal as time expired ... in the second half, Bledsoe turned in what has already become a legendary performance by completing 37 of 53 attempts (.698) for 354 yards and three touchdowns, without an interception, a sack or a penalty called against him ... connected with Ray Crittenden on a 31-yard touchdown on the opening drive of the second half ... pulled to within three (20-17) with a 5-yard touchdown pass to Leroy Thompson with 2:27 remaining in the game ... with just 1:51 remaining in the game, Bledsoe converted a 4th-and-10 with a 25-yard completion to Vincent Brisby ... completed his next four attempts to take the Patriots to the five-yard line, where Matt Bahr kicked the game-tying field goal with just 14 seconds remaining to send the game to overtime ... he completed his first five attempts of the overtime period and won the game (26-20) with a 14-yard touchdown strike to Kevin Turner in the corner of the end zone ... the 26 unanswered points in a 26-20 overtime victory over the Vikings ignited a seven-game win streak to close the season ... trailing 9-10 at Indianapolis (11/27) with 3:13 remaining in the game, Bledsoe directed his third 4th-quarter comeback of the season with a 12-play, 55-yard drive to position Bahr for his second game-winning field goal (42 yards) of the season ... finished the game completing 26 of 36 attempts for a season-high 72.2% completion percentage ... ended the season with consistency, throwing for 277, 276 and 277 yards respectively in the last three regular season games ... recorded a nearly flawless day at Buffalo (12/18) by completing 22 of 31 attempts (.710) for 276 yards and three touchdowns without an interception or a sack in a 41-17 victory at Buffalo ... clinched the Patriots' first playoff berth in eight seasons with a 13-3 victory at Chicago (12/24) ... completed just over 60 percent of his attempts (23 of 38) for 277 yards and secured the victory with a 3-yard touchdown pass to Leroy Thompson with 2:32 remaining in the game ... attempted 50 passes for the sixth time of the season in the Patriots 20-13 wild-card playoff loss at Cleveland (1/1/95).

1993 (13/12): Led a Patriots' offense that improved from its 27th ranking in '92 to 12th in '93 ... led a passing attack that jumped 14 places in the NFL rankings, from 26th to 12th ... opened his rookie season as the starting quarterback until a midseason injury sidelined him for three games ... at the age of 21, he became the youngest player in franchise history and just the second rookie quarterback in team history to start in his NFL debut (Jim Plunkett started in his NFL debut in 1971) and the youngest player to ever ... his first career completion was thrown to fullback Sam Gash for a gain of seven yards (9/5) ... his first touchdown was thrown to Ben Coates, who caught a pass on a crossing pattern and ran 54 yards for a touchdown — Bledsoe's longest completion of the season ... he rewrote the Patriots rookie passing records by finishing the season with 214 completions on 429 attempts for 2,494 yards and 15 touchdowns ... voted Rookie of the



Year by the Patriots' Quarterback Club ... his 2,494 yards rank fourth all-time on the NFL's rookie quarterback list and 10th all-time among the Patriots' career passing leaders ... his 429 passing attempts was the fourth-highest for a single season in team history while his 214 completions was fifth ... saved his best game for the season finale, throwing for a career-high 329 yards, completing 27 of 43 passes, including four touchdowns in a 33-27 overtime victory vs. Miami (1/2/94) ... named Miller Lite Player of the Game for his efforts vs. Miami ... he became the first Patriots quarterback since Hugh Millen (12/8/91) to throw for 300 yards in a game ... teamed with Michael Timpson on the 36-yard touchdown pass that won the game in overtime ... threw eight touchdowns and only two interceptions during the four-game win streak that ended the season ... was sacked only 16 times all season, including one streak of 14 quarters without a sack ... threw for second highest total of season, 296 yards, completing 18 of 48 passes, in 17-14 heartbreaking loss at Pittsburgh (12/5) ... inactive for three games (vs. Houston 10/17, at Seattle 10/24 and at Indianapolis 10/31) after injuring his left knee just before halftime of the 23-21 victory at Phoenix 10/10 ... completed a season-high 28 passes on 49 attempts for 239 yards in a 19-16 overtime loss vs. Detroit (9/12).

College: Despite only starting 28 games during his collegiate career (1990-92), he left the school ranked second on the all-time passing list with 7,373 yards, topped only by Jack Thompson's 7,818 yards (44 games) ... his 46 touchdowns and 532 completions are second on WSU's career lists behind Thompson's 53 scores and 601 completions ... named All-Pac-10 and was ninth in the nation in total offense averaging 247.0 yards per game ... started every game, completing 211 of 386 passes for 2,770 yards and 18 touchdowns as a junior in 1992 ... hit on 37 of 66 passes for a school-record 413 yards against Montana ... selected Pac-10 Player of the Week after hitting on 18 of 30 passes for 259 yards and a touchdown in blizzard-like conditions against Washington ... broke his own school-record by throwing for 476 yards (30 of 46) and tied another record with an 87-yard pass, as the Cougars rolled up 636 total yards in a Copper Bowl victory over Utah ... All-Pac-10 conference second team pick as a sophomore after completing 199 of 358 passes (.556) for 2,741 yards ... his 2,647 yards in total offense ranked fourth-best in school history ... he became the first true freshman to start for Washington State in over 30 years.

Personal: Drew Bledsoe was born the son of Mac and Barbara Bledsoe on February 14, 1972 in Ellensburg, Wash. ... selected first-team all-state by the *Tacoma News Tribune* after senior year at Walla Walla (Wash.) High ... named on numerous local and regional all-star teams, including the Western 100, Northwest Nugget, *Super Prep's* Far West Offensive Player of the Year, *Long Beach Press Telegram* "Best of the West," *Seattle Times* Blue Chip and Washington State Player of the Year honors ... also lettered in basketball ... majored in education at Washington State ... established the Albert S. "Stu" Bledsoe Endowed Football Scholarship, a \$150,000 endowment to his alma mater, in the name of his grandfather ... he and his wife Maura are expecting their first child this November.

YOUNG GUNS

At the age of 23, Drew Bledsoe became the youngest player in NFL history to reach the 10,000-yard passing plateau, surpassing the pace set by Dan Marino in 1985. Now 25, Bledsoe is on pace to be the youngest to reach the 15,000-yard passing plateau. The youngest quarterbacks to reach the 10,000-yard passing milestone are listed below.

Quarterback, Team	Age	Date	Games
Drew Bledsoe, Patriots	23 yrs, 299 days	12/10/95	42
Dan Marino, Miami	24 yrs, 63 days	11/17/85	38
Bernie Kosar, Cleveland	25 yrs, 9 days	12/04/88	48
Brett Favre, Green Bay	25 yrs, 69 days	12/18/94	48

**DREW BLEDSOE'S NFL STATISTICS****Regular Season Passing Statistics**

Year	Team	G/S	Att	Cmp	Yds	Pct	TD	Int	Lg	Sacks	Rating
1993	Patriots	13/12	429	214	2494	49.9	15	15	54t	16/99	65.0
1994	Patriots	16/16	691	400	4555	57.9	25	27	62t	22/139	73.6
1995	Patriots	15/15	636	323	3507	50.8	13	16	47t	23/170	63.7
1996	Patriots	16/16	623	373	4086	59.9	27	15	84t	30/190	83.7
Totals-4 yrs		60/59	2379	1310	14642	55.1	80	73	84t	91/598	72.0

Regular Season Rushing Statistics

Year	Team	No	Yds	Avg	Lg	TD
1993	Patriots	32	82	2.6	15	0
1994	Patriots	44	40	0.9	7	0
1995	Patriots	20	28	1.4	15	0
1996	Patriots	24	27	1.1	8	0
Totals-4 years		120	177	1.4	15	0

Additional Regular Season Statistics

Receptions- 1995 (1 for -9 yards off his own pass deflection)

Fumbles/Lost/Recovered - 1993 (8/4/5), 1994 (9/4/3), 1995 (11/6/1), 1996 (9/3/1) Misc. Tackles - 1994 (1)

Postseason Passing Statistics

Year	Team	G/S	Att	Cmp	Yds	Pct	TD	Int	Lg	Sacks	Rating
1994	Patriots	1/1	50	21	235	42.0	1	3	21	1/10	38.3
1996	Patriots	3/3	105	59	595	56.2	3	7	53	9/71	54.3
Totals - 2 years		4/4	155	80	830	51.6	4	10	53	10/81	49.1

Additional Postseason Statistics

Rushing - 1994 (2 for 2 yards) 1996 (3 for 4 yards)

Fumbles/Lost/Recovered- 1996 (2/1/0)

Pro Bowl Passing Statistics

Year	Team	G/S	Att	Cmp	Yds	Pct	TD	Int	Lg	Sacks	Rating
1994	AFC	1/0	13	5	43	38.5	0	1	18	0/0	47.6
1996	AFC	1/1	8	3	67	37.5	0	0	41	0/0	68.2
Totals - 2 years		2/1	21	8	110	38.0	0	1	41	0/0	35.8

DREW BLEDSOE'S CAREER GAME-BY-GAME TOTALS**1993 Game-By-Game Passing Totals**

Date	Opponent	Att	Cmp	Yds	Pct	TD	Lg	Int	Sacks	W/L	Score
9/05	at Buffalo	30	14	148	46.7	2	54t	1	3-13	L	14-38
9/12	Detroit	49	28	239	57.1	1	38	1	2-8	L	o 16-19
9/19	Seattle	44	20	238	45.5	1	25	2	2-15	L	14-17
9/26	at NY Jets	42	19	195	45.2	0	44	2	3-15	L	7-45
10/10	at Phoenix*	17	8	85	47.1	1	20	0	2-18	W	23-21
10/17	Houston			Inactive						L	14-28
10/24	at Seattle			Inactive						L	9-10
10/31	at Indianapolis			Inactive						L	6- 9
11/07	Buffalo**	16	8	96	50.0	0	26	0	1-9	L	o 10-13
11/21	at Miami	42	23	275	54.8	1	40t	1	2-14	L	13-17
11/28	NY Jets	18	10	134	55.6	0	24	1	0-0	L	0- 6
12/05	at Pittsburgh	48	18	296	37.5	1	48	5	0-0	L	14-17
12/12	Cincinnati	22	11	106	50.0	1	18	0	0-0	W	7- 2
12/19	at Cleveland	47	19	210	40.4	1	24	1	1-7	W	20-17
12/26	Indianapolis	11	9	143	81.8	2	30	0	0-0	W	38- 0
1/2/94	Miami	43	27	329	62.8	4	42	1	0-0	W	o 33-27
1993 Totals		429	214	2494	49.9	15	54t	15	16-99	5-11	

* sustained a left knee strain and did not return in the second half

** did not start, but played in relief of Scott Secules



DREW BLEDSOE'S CAREER GAME-BY-GAME TOTALS

1994 Game-By-Game Passing Totals

Date	Opponent	Att	Cmp	Yards	Pct	TD	Lg	Int	Sacks	W/L	Score
9/04	at Miami	51	32	421	62.7	4	62t	2	1-3	L	35-39
9/11	Buffalo	42	26	380	61.9	3	32	2	2-9	L	35-38
9/18	at Cincinnati	50	30	365	60.0	1	34t	2	0-0	W	31-28
9/25	at Detroit	33	21	251	63.6	1	43	0	1-6	W	23-17
10/02	Green Bay	53	29	334	54.7	2	37t	1	2-22	W	17-16
10/09	L.A. Raiders	55	23	321	41.8	2	26	3	3-16	L	17-21
10/16	at N.Y. Jets	41	22	242	53.7	1	39	1	3-22	L	17-24
10/30	Miami	33	16	125	48.5	0	15	3	2-11	L	3-23
11/06	at Cleveland	43	20	166	46.5	0	20	4	2-7	L	6-13
11/13	Minnesota	70	45	426	64.3	3	31t	0	0-0	W	26-20
11/20	San Diego	36	21	224	58.3	1	27t	2	1-7	W	23-17
11/27	at Indianapolis	36	26	271	72.2	0	37	1	2-14	W	12-10
12/04	N.Y. Jets	34	19	199	55.9	1	20	1	1-8	W	24-13
12/11	Indianapolis	45	25	277	55.6	2	43	4	0-0	W	28-18
12/18	at Buffalo	31	22	276	71.0	3	34	0	0-0	W	41-17
12/24	at Chicago	38	23	277	60.5	1	37	1	2-14	W	13-3
1994 Totals		691	400	4555	57.9	25	62t	27	22-139	10-6	

1/1	at Cleveland+	50	21	235	42.0	1	21	3	1-10	L	13-20
-----	---------------	----	----	-----	------	---	----	---	------	---	-------

1995 Game-By-Game Passing Totals

Date	Opponent	Att	Cmp	Yards	Pct	TD	Lg	Int	Sacks	W/L	Score
09/03	Cleveland	47	30	302	63.8	0	32	0	0-0	W	17-14
09/10	Miami	51	25	267	49.0	0	33	2	1-14	L	3-20
09/17	at San Francisco	51	21	241	41.2	0	31	3	4-22	L	3-28
10/01	at Atlanta	Inactive								L	17-30
10/08	Denver	56	24	248	42.9	0	33	0	2-23	L	3-37
10/15	at Kansas City	47	25	237	53.2	2	22t	1	3-24	L	26-31
10/23	Buffalo	40	23	262	57.5	1	35	0	0-0	W	27-14
10/29	Carolina	44	22	228	50.0	0	21	0	0-0	L	17-20
11/05	at N.Y. Jets	27	13	173	48.1	0	35	0	0-0	W	20-7
11/12	at Miami	25	14	209	56.0	2	47t	0	1-4	W	34-17
11/19	Indianapolis	39	20	180	51.3	0	19	0	5-29	L	10-24
11/26	at Buffalo	45	21	263	46.7	3	22	3	1-6	W	35-25
12/03	New Orleans	31	18	197	58.1	0	27	2	2-6	L	17-31
12/10	N.Y. Jets	36	11	178	30.6	1	43	1	1-11	W	31-28
12/16	at Pittsburgh	60	39	336	65.0	3	25	1	2-14	L	27-41
12/23	at Indianapolis	37	17	186	45.9	1	31t	3	1-17	L	7-10
1995 Totals		636	323	3507	50.8	13	47t	16	23-170	6-10	

1996 Game-By-Game Passing Totals

Date	Opponent	Att	Cmp	Yards	Pct	TD	Lg	Int	Sacks	W/L	Score
09/01	at Miami	38	19	221	50.0	1	29	2	4-21	L	10-24
09/08	at Buffalo	46	21	210	45.7	1	37t	0	4-31	L	10-17
09/15	Arizona	35	21	221	60.0	3	23	0	2-5	W	31-0
09/22	Jacksonville	44	27	255	61.4	1	32	1	4-25	W	28-25
10/06	at Baltimore	39	25	310	64.1	4	35	0	0-0	W	46-38
10/13	Washington	48	23	222	47.9	0	34	1	2-17	L	22-27
10/20	at Indianapolis	24	14	142	58.3	1	24	0	0-0	W	27-9
10/27	Buffalo	45	32	373	71.1	1	42	0	2-15	W	28-25
11/03	Miami	41	30	419	73.2	3	84t	2	1-10	W	42-23
11/10	at NY Jets	34	24	297	70.6	3	31	2	2-22	W	31-27
11/17	Denver	41	22	212	53.7	0	39	1	2-11	L	8-34
11/24	Indianapolis	30	21	242	70.0	2	28	0	2-8	W	27-13
12/01	at San Diego	29	19	232	65.5	4	25	0	2-3	W	45-7
12/08	NY Jets	42	24	251	57.1	1	19	1	1-3	W	34-10
12/16	at Dallas	40	20	178	50.0	0	29	3	0-0	L	6-12
12/21	at NY Giants	47	31	301	66.0	2	38	2	2-19	W	23-22
1996 Passing Totals		623	373	4086	59.9	27	84t	15	30-190	11-5	

1/05	Pittsburgh	24	14	164	58.3	1	53	2	2-15	W	28-3
1/12	Jacksonville	33	20	178	60.6	0	38	1	2-17	W	20-6
1/26	Green Bay	48	25	253	52.1	2	44	4	5-39	L	21-35
1996 Playoff Totals		105	59	595	56.2	3	53	7	9-71	2-1	

+ - wild-card playoff game

o - overtime

VETERANS

**BLEDISOE'S PASSING RECORDS****NFL Individual Passing Records Set**

Pass Attempts in a Single Season — 691 (1994)
Pass Attempts in a Game — 70 (11/13/94)
Pass Completions in a Game — 45 (11/13/94)

Team Passing Records Set

Pass Attempts in a Single Season — 691 (1994)
Pass Attempts in a Game — 70 (11/13/94)
Pass Completions in a Game — 45 (11/13/94)
Passing Yardage in a Single Season — 4,555 (1994)
Passing Yardage in a Game — 426 (11/13/94)
Consecutive 300-Yard Games — 4 (1/2/94 thru 9/18/94)
300-Yard Passing Games in a Season — 6 (1994)
300-Yard Passing Games in a Career — 13 (1993-96)
400-Yard Passing Games in a Season — 2 (1994)
400-Yard Passing Games in a Career — 3 (1993-96)
50+ Pass Attempt Games in One Season — 5 (1994)
50+ Pass Attempt Games in a Career — 10 (1993-96)
Pass Attempts Without an Interception — 179 (1995)
Most Seasons Leading the League in Attempts — 3 (1994-96)
Most Seasons Leading the League in Comp. — 2 (1994, 1996)
Most Seasons Leading the League in Yards — 1 (1994)

DREW BLEDISOE'S CAREER HONORS AND AWARDS**Drew Bledsoe's 1993 Honors**

- Miller Lite Player of the Week — vs. Miami (1/2/94)
- 1776 Quarterback Club's Rookie of the Year

Drew Bledsoe's 1994 Honors

- AFC Pro Bowl Selection
- UPI All-AFC - Second Team
- Patriots Miller Lite Player of the Year
- 1776 Quarterback Club's Co-Offensive MVP
- NFL's AFC Offensive Player of the Week — vs. Green Bay (10/2) and vs. Minnesota (11/13)
- Miller Lite Player of the Week — vs. Green Bay (10/2) and vs. Minnesota (11/13)
- Patriots' Miller Lite Player of the Game — at Miami (9/4), vs. Buffalo (9/11), vs. Minnesota (11/13) and at Buffalo (12/18)
- Staples Star of the Game — at Miami (9/4) and vs. Minnesota (11/13)
- Arthritis Foundation 1994 Athlete of the Year
- Boston Press Photographer 1994 Sports Personality of the Year

**Drew Bledsoe's 1995 Honors**

- Staples Star of the Game — at Pittsburgh (12/16)

Drew Bledsoe's 1996 Honors

- Second-Team AFC Pro Bowl Selection
- UPI All-AFC Second Team
- AFC Offensive Player of the Week (Week 6)
- NFL Miller Lite Player of the Week (Week 14)
- NFL Miller Lite Player of the Year Finalist (1 of 5)
- Staples Star of the Game (Weeks 6, 10, 11)
- Miller Lite Player of the Game (Weeks 3, 6, 9, 14)



ALL-TIME NFL SINGLE-SEASON PASSING LEADERS

ATTEMPTS			COMPLETIONS		
Att	Player	Year	Comp	Player	Year
691	Drew Bledsoe	1994	404	Warren Moon	1991
655	Warren Moon	1991	400	Drew Bledsoe	1994
636	Drew Bledsoe	1995	385	Dan Marino	1994
623	Drew Bledsoe	1996	378	Dan Marino	1986
623	Dan Marino	1986	377	Warren Moon	1995
615	Dan Marino	1994	373	Drew Bledsoe	1996

TOP SINGLE-SEASON PASSING PERFORMANCES IN NFL HISTORY

#	Yards	Player	Year	Att	Comp	Pct	TD	Int
1.	5,084	Dan Marino	1984	564	362	64.2	48	17
2.	4,802	Dan Fouts	1981	609	360	59.1	33	17
3.	4,746	Dan Marino	1986	623	378	60.7	44	23
4.	4,715	Dan Fouts	1980	589	348	59.1	30	24
5.	4,690	Warren Moon	1991	655	404	61.7	23	21
6.	4,689	Warren Moon	1990	584	362	62.0	33	13
7.	4,614	Neil Lomax	1984	560	345	61.6	28	16
8.	4,555	Drew Bledsoe	1994	691	400	57.9	25	27
9.	4,458	Lynn Dickey	1983	484	289	59.7	32	29
10.	4,453	Dan Marino	1994	615	385	62.6	30	17
11.	4,434	Dan Marino	1988	606	354	58.4	28	23
12.	4,413	Brett Favre	1995	570	359	63.0	38	13
13.	4,367	Mark Brunell	1996	557	353	63.4	19	20
14.	4,348	Bill Kenney	1983	603	346	57.4	24	18
15.	4,338	Scott Mitchell	1995	583	346	59.3	32	12
16.	4,318	Don Majkowski	1989	599	353	58.9	27	20
17.	4,310	Jim Everett	1989	518	304	58.7	29	17
18.	4,264	Warren Moon	1994	601	371	61.7	18	19
19.	4,228	Warren Moon	1995	606	377	62.2	33	14
20.	4,177	Vinny Testaverde	1996	549	325	59.2	33	19
21.	4,143	Jeff George	1995	557	336	60.3	24	11
22.	4,137	Dan Marino	1985	567	336	59.3	30	21
23.	4,132	Brian Sipe	1980	554	337	60.8	30	14
24.	4,116	Dan Marino	1992	554	330	59.6	24	16
25.	4,109	Jay Schroeder	1986	541	276	51.0	22	22
26.	4,086	Drew Bledsoe	1996	623	373	59.9	27	15

VETERANS

ALL-TIME NFL SINGLE-GAME PASSING LEADERS

ATTEMPTS			COMPLETIONS		
	Player	Year		Player	Year
70	Drew Bledsoe	1994	45	Drew Bledsoe	1994
68	George Blanda	1964	42	Richard Todd	1980
66	Chris Miller	1989	41	Warren Moon	1991
63	Rich Gannon	1989	40	Ken Anderson	1982
62	R. Cunningham	1989	40	Phil Simms	1985
62	Steve Dills	1981	39	Drew Bledsoe	1995
62	Phil Simms	1985	39	Dan Marino	1986
62	Joe Namath	1970			
61	Tommy Kramer	1979			
61	Neil Lomax	1987			
60*	Drew Bledsoe	1995			

(* Tied with seven others)

RECORD-BREAKING RESULTS

In 1994, Bledsoe became the first Patriots quarterback to pass for over 4,000 yards, setting a franchise record with 4,555 yards. In 1995, he became the first Patriots quarterback in franchise history to eclipse the 3,000-yard plateau in consecutive seasons, passing for 3,507 yards in 15 games. In 1996, he led the Patriots to just their second AFC Championship title in franchise history while eclipsing the 4,000-yard plateau for the second time in three years (4,086). His single-season passing totals the past three seasons rank first, second and third among the Patriots' all-time passing leaders.



DREW BLEDSOE'S SINGLE-GAME SUPERLATIVES

GAMES WITH MORE THAN 50 PASS ATTEMPTS

Date	Opponent	Att	Cmp	Yards	Pct	TD	Lg	Int	W/L	Score
11/13/94	Minnesota	70	45	426	64.3	3	31t	0	W o	26-20
12/16/95	at Pittsburgh	60	39	336	65.0	3	25	1	L	27-41
10/08/95	Denver	56	24	248	42.9	0	33	0	L	3-37
10/09/94	L.A. Raiders	55	23	321	41.8	2	26	3	L	17-21
10/02/94	Green Bay	53	29	334	54.7	2	37t	1	W	17-16
09/17/95	at San Francisco	51	21	241	41.2	0	31	3	L	3-28
09/10/95	Miami	51	25	267	49.0	0	33	2	L	3-20
09/04/94	at Miami	51	32	421	62.7	4	62t	2	L	35-39
09/18/94	at Cincinnati	50	30	365	60.0	1	34t	2	W	31-28
01/01/95	at Cleveland*	50	21	235	42.0	1	21	3	L	13-20

GAMES WITH MORE THAN 30 PASS COMPLETIONS

Date	Opponent	Att	Cmp	Yards	Pct	TD	Lg	Int	W/L	Score
11/13/94	Minnesota	70	45	426	64.3	3	31t	0	W o	26-20
12/16/95	at Pittsburgh	60	39	336	65.0	3	25	1	L	27-41
10/27/96	Buffalo	45	32	373	71.1	1	42	0	W	28-25
09/04/94	at Miami	51	32	421	62.7	4	62t	2	L	35-39
12/21/96	at NY Giants	47	31	301	66.0	2	38	2	W	23-22
11/03/96	Miami	41	30	419	73.2	3	84t	2	W	42-23
09/18/94	at Cincinnati	50	30	365	60.0	1	34t	2	W	31-28
09/03/95	Cleveland	47	30	302	63.8	0	32	0	W	17-14

70% COMPLETION PERCENTAGE GAMES

Date	Opponent	Att	Cmp	Yards	Pct	TD	Lg	Int	W/L	Score
12/26/93	Indianapolis	11	9	143	81.8	2	30	0	W	38-0
11/03/96	Miami	41	30	419	73.2	3	84t	2	W	42-23
11/27/94	at Indianapolis	36	26	271	72.2	0	37	1	W	12-10
10/27/96	Buffalo	45	32	373	71.1	1	42	0	W	28-25
12/18/94	at Buffalo	31	22	276	71.0	3	34	0	W	41-17
11/10/96	at NY Jets	34	24	297	70.6	3	31	2	W	31-27
11/24/96	Indianapolis	30	21	242	70.0	2	28	0	W	27-13

300-YARD GAMES

Date	Opponent	Att	Cmp	Yards	Pct	TD	Lg	Int	W/L	Score
11/13/94	Minnesota	70	45	426	64.3	3	31t	0	W o	26-20
09/04/94	at Miami	51	32	421	62.7	4	62t	2	L	35-39
11/03/96	Miami	41	30	419	73.2	3	84t	2	W	42-23
09/11/94	Buffalo	42	26	380	61.9	3	32	2	L	35-38
10/27/96	Buffalo	45	32	373	71.1	1	42	0	W	28-25
09/18/94	at Cincinnati	50	30	365	60.0	1	34t	2	W	31-28
12/16/95	at Pittsburgh	60	39	336	65.0	3	25	1	L	27-41
10/02/94	Green Bay	53	29	334	54.7	2	37t	1	W	17-16
01/02/93	Miami	43	27	329	62.8	4	42	1	W o	33-27
10/09/94	L.A. Raiders	55	23	321	41.8	2	26	3	L	17-21
10/06/96	at Baltimore	39	25	310	64.1	4	35	0	W	46-38
09/03/95	Cleveland	47	30	302	63.8	0	32	0	W	17-14
12/21/96	at NY Giants	47	31	301	66.0	2	38	2	W	23-22

3+ TOUCHDOWN GAMES

Date	Opponent	Att	Cmp	Yards	Pct	TD	Lg	Int	W/L	Score
12/01/96	at San Diego	29	19	232	65.5	4	25	0	W	45-7
10/06/96	at Baltimore	39	25	310	64.1	4	35	0	W	46-38
09/04/94	at Miami	51	32	421	62.7	4	62t	2	L	35-39
01/02/94	Miami	43	27	329	62.8	4	42	1	W o	33-27
11/10/96	at NY Jets	34	24	297	70.6	3	31	2	W	31-27
11/03/96	Miami	41	30	419	73.2	3	84t	2	W	42-23
12/18/94	at Buffalo	31	22	276	71.0	3	34	0	W	41-17
12/16/95	at Pittsburgh	60	39	336	65.0	3	25	1	L	27-41
11/26/95	at Buffalo	45	21	263	46.7	3	22	3	W	35-25
11/13/94	Minnesota	70	45	426	64.3	3	31t	0	W o	26-20
09/11/94	Buffalo	42	26	380	61.9	3	32	2	L	35-38

NO INTERCEPTION & NO SACK GAMES

Date	Opponent	Att	Cmp	Yards	Pct	TD	Lg	Int	W/L	Score
12/26/93	Indianapolis	11	9	143	81.8	2	30	0	W	38-0
12/18/94	at Buffalo	31	22	276	71.0	3	34	0	W	41-17
12/12/93	Cincinnati	22	11	106	50.0	1	18	0	W	7-2
11/13/94	Minnesota	70	45	426	64.3	3	31t	0	W o	26-20
11/05/95	at N.Y. Jets	27	13	173	48.1	0	35	0	W	20-7
10/29/95	Carolina	44	22	228	50.0	0	21	0	L o	17-20
10/23/95	Buffalo	40	23	262	57.5	1	35	0	W	27-14
09/03/95	Cleveland	47	30	302	63.8	0	32	0	W	17-14
10/06/96	at Baltimore	39	25	310	64.1	4	35	0	W	46-38
10/20/96	at Indianapolis	24	14	142	58.3	1	24	0	W	27-9

note: Patriots are 16-5 in games Bledsoe is not intercepted and 12-4 in games he has not been sacked.

* denotes wild-card playoff game o - denotes overtime



THE RATING GAME

The Patriots are 11-0 when Drew Bledsoe has a quarterback rating above 100.0 in a game. Seven of those 11 games were in 1996.

Date	Opponent	Att	C	Yds	TD	Int	Rating	Score
12/26/93	Indianapolis	11	9	143	2	0	185.0	38- 0
12/01/96	San Diego	29	19	232	4	0	136.0	45- 7
12/18/94	Buffalo	31	22	276	3	0	130.6	41-17
10/06/96	Baltimore	39	25	310	4	0	122.8	46-38
11/24/96	Indianapolis	30	21	242	2	0	116.3	27-13
11/12/95	Miami	25	14	209	2	0	110.3	34-17
11/03/96	Miami	41	30	419	3	2	109.7	42-23
01/02/94	Miami	43	27	329	4	1	107.6	33-27
09/15/96	Arizona	35	21	221	3	0	107.0	31- 0
10/27/96	Buffalo	45	32	373	1	0	103.3	28-25
11/10/96	NY Jets	34	24	297	3	2	102.2	31-27

DREW BLEDSOE'S SINGLE-GAME CAREER LOWS

GAMES WITH LESS THAN 25 PASS ATTEMPTS

Date	Opponent	Att	Cmp	Yards	Pct	TD	Lg	Int	W/L	Score
12/26/93	Indianapolis	11	9	143	81.8	2	30	0	W	38- 0
11/07/93	Buffalo*	16	8	96	50.0	0	26	0	Lo	10-13
10/10/93 at	Phoenix*	17	8	85	47.1	1	20	0	W	23-21
11/28/93	NY Jets	18	10	134	55.6	0	24	1	L	0- 6
12/12/93	Cincinnati	22	11	106	50.0	1	18	0	W	7- 2
10/20/96 at	Indianapolis	24	14	142	58.3	1	24	0	W	27- 9
01/05/97	Pittsburgh	24	14	164	58.3	1	53	2	W	28- 3

GAMES WITH LESS THAN 15 PASS COMPLETIONS

Date	Opponent	Att	Cmp	Yards	Pct	TD	Lg	Int	W/L	Score
11/07/93	Buffalo*	16	8	96	50.0	0	26	0	Lo	10-13
10/10/93 at	Phoenix*	17	8	85	47.1	1	20	0	W	23-21
12/26/93	Indianapolis	11	9	143	81.8	2	30	0	W	38-0
11/28/93	NY Jets	18	10	134	55.6	0	24	1	L	0- 6
12/10/95	NY Jets	36	11	178	30.6	1	43	1	W	31-28
12/12/93	Cincinnati	22	11	106	50.0	1	18	0	W	7- 2
11/05/95 at	NY Jets	27	13	173	48.1	0	35	0	W	20- 7
01/05/97	Pittsburgh	24	14	164	58.3	1	53	2	W	28- 3
10/20/96 at	Indianapolis	24	14	142	58.3	1	24	0	W	27- 9
11/12/95 at	Miami	25	14	209	56.0	2	47t	0	W	34-17
09/05/93 at	Buffalo	30	14	148	46.7	2	54t	1	L	14-38

GAMES WITH COMPLETION PERCENTAGE UNDER 45%

Date	Opponent	Att	Cmp	Yards	Pct	TD	Lg	Int	W/L	Score
12/10/95	NY Jets	36	11	178	30.6	1	43	1	W	31-28
12/05/93 at	Pittsburgh	48	18	296	37.5	1	48	5	L	14-17
12/19/93 at	Cleveland	47	19	210	40.4	1	24	1	W	20-17
09/17/95 at	San Francisco	51	21	241	41.2	0	31	3	L	3-28
10/09/94	L.A. Raiders	55	23	321	41.8	2	26	3	L	17-21
01/01/95 at	Cleveland	50	21	235	42.0	1	21	3	L	13-20
10/08/95	Denver	56	24	248	42.9	0	33	0	L	3-37

GAMES WITH LESS THAN 150 YARDS PASSING

Date	Opponent	Att	Cmp	Yards	Pct	TD	Lg	Int	W/L	Score
10/10/93 at	Phoenix*	17	8	85	47.1	1	20	0	W	23-21
11/07/93	Buffalo*	16	8	96	50.0	0	26	0	Lo	10-13
12/12/93	Cincinnati	22	11	106	50.0	1	18	0	W	7- 2
10/30/94	Miami	33	16	125	48.5	0	15	3	L	3-23
11/28/93	NY Jets	18	10	134	55.6	0	24	1	L	0- 6
10/20/96 at	Indianapolis	24	14	142	58.3	1	24	0	W	27- 9
12/26/93	Indianapolis	11	9	143	81.8	2	30	0	W	38- 0
09/05/93 at	Buffalo	30	14	148	46.7	2	54t	1	L	14-38

MOST INTERCEPTIONS IN A GAME

Date	Opponent	Att	Cmp	Yards	Pct	TD	Lg	Int	W/L	Score
12/05/93 at	Pittsburgh	48	18	296	37.5	1	48	5	L	14-17
12/11/94	Indianapolis	45	25	277	55.6	2	43	4	W	28-18
11/06/94 at	Cleveland	43	20	166	46.5	0	20	4	L	6-13

* played just one half

**DREW BLEDSOE GAME-BY-GAME VS THE AFC EAST****BUFFALO BILLS (4-4)**

Date	Opponent	Att	Cmp	Yards	Pct	TD	Lg	Int	W/L	Score
09-05-93	at Buffalo	30	14	148	46.7	2	54t	1	L	14-38
11-07-93	Buffalo	16	8	96	50.0	0	26	0	L	10-13
09-11-94	Buffalo	42	26	380	61.9	3	32	2	L	35-38
12-18-94	at Buffalo	31	22	276	71.0	3	34	0	W	41-17
10-23-95	Buffalo	40	23	262	57.5	1	35	0	W	27-14
11-26-95	at Buffalo	45	21	263	46.7	3	22	3	W	35-25
09-08-96	at Buffalo	46	21	210	45.7	1	37t	0	L	10-17
10-27-96	Buffalo	45	32	373	71.1	1	42	0	W	28-25
8-Game Totals		295	167	2008	56.6	14	54t	6	4-4	
Average Per Game		37	21	251	--	2	--	1	--	

INDIANAPOLIS COLTS (5-2)

Date	Opponent	Att	Cmp	Yards	Pct	TD	Lg	Int	W/L	Score
12-26-93	Indianapolis	11	9	143	81.8	2	30	0	W	38-0
11-27-94	at Indianapolis	36	26	271	72.2	0	37	1	W	12-10
12-11-94	Indianapolis	45	25	277	55.6	2	43	4	W	28-18
11-19-95	Indianapolis	39	20	180	51.3	0	19	0	L	10-24
12-23-95	at Indianapolis	37	17	186	45.9	1	31t	3	L	7-10
10-20-96	at Indianapolis	24	14	142	58.3	1	24	0	W	27-9
11-24-96	Indianapolis	30	21	242	70.0	2	28	0	W	27-13
7-Game Totals		222	132	1441	59.5	8	43	8	5-2	
Average Per Game		32	19	206	--	1	--	1	--	

MIAMI DOLPHINS (3-5)

Date	Opponent	Att	Cmp	Yards	Pct	TD	Lg	Int	W/L	Score
11-21-93	at Miami	42	23	275	54.8	1	40t	1	L	13-17
01-02-94	Miami	43	27	329	62.8	4	42	1	W	33-27
09-04-94	at Miami	51	32	421	62.7	4	62t	2	L	35-39
10-30-94	Miami	33	16	125	48.5	0	15	3	L	3-23
09-10-95	Miami	51	25	267	49.0	0	33	2	L	3-20
11-12-95	at Miami	25	14	209	56.0	2	47t	0	W	34-17
09-01-96	at Miami	38	19	221	50.0	1	29	2	L	10-24
11-03-96	Miami	41	30	419	73.2	3	84t	2	W	42-23
8-Game Totals		324	186	2266	57.4	15	84t	13	3-5	
Average Per Game		41	23	283	--	2	--	2	--	

NEW YORK JETS (5-3)

Date	Opponent	Att	Cmp	Yards	Pct	TD	Lg	Int	W/L	Score
09-26-93	at N.Y. Jets	42	19	195	45.2	0	44	2	L	7-45
11-28-93	N.Y. Jets	18	10	134	55.6	0	24	1	L	0-6
10-16-94	at N.Y. Jets	41	22	242	53.7	1	39	1	L	17-24
12-04-94	N.Y. Jets	34	19	199	55.9	1	20	1	W	24-13
11-05-95	at N.Y. Jets	27	13	173	48.1	0	35	0	W	20-7
12-10-95	N.Y. Jets	36	11	178	30.6	1	43	1	W	31-28
11-10-96	at N.Y. Jets	34	24	297	70.6	3	31	2	W	31-27
12-08-96	N.Y. Jets	42	24	251	57.1	1	19	1	W	34-10
8-Game Totals		274	142	1669	51.8	7	44	9	5-3	
Average Per Game		34	18	209	--	1	--	1	--	

BLEDSOE'S SINGLE-GAME PERFORMANCES VS THE NFL

Date	Opponent	Att	Cmp	Yards	Pct	TD	Lg	Int	W/L	Score
10/1/95	at Atlanta				Inactive				L	17-30
10/6/96	at Baltimore	39	25	310	64.1	4	35	0	W	46-38
10/29/95	Carolina	44	22	228	50.0	0	21	0	L	17-20
12/24/94	at Chicago	38	23	277	60.5	1	37	1	W	13-3
12/15/96	at Dallas	40	20	178	50.0	0	29	3	L	06-12
10/17/93	Houston				Inactive				L	14-28
10/15/95	at Kansas City	47	25	237	53.2	2	22t	1	L	26-31
10/9/94	L.A. Raiders	55	23	321	41.8	2	26	3	L	17-21
11/13/94	Minnesota	70	45	426	64.3	3	31t	0	W	26-20
12/3/95	New Orleans	31	18	197	58.1	0	27	2	L	17-31
12/21/96	at NY Giants	47	31	301	66.0	2	38	2	W	23-22
9/17/95	at San Francisco	51	21	241	41.2	0	31	3	L	03-28
9/19/93	Seattle	44	20	238	45.5	1	25	2	L	14-17
10/13/96	Washington	48	23	222	47.9	0	34	1	L	22-27

Teams Bledsoe has yet to compete against: Atlanta, Nashville, Philadelphia, St. Louis and Tampa Bay.

**BLEDSON'S MULTIPLE GAME PERFORMANCES VS. THE NFL**

Date	Opponent	Att	Cmp	Yards	Pct	TD	Lg	Int	W/L	Score
10/10/93	at Phoenix*	17	8	85	47.1	1	20	0	W	23-21
9-15-96	Arizona	35	21	221	60.0	3	23	0	W	31-0
2-Game Totals		52	29	306	55.8	4	23	0	2-0	

Date	Opponent	Att	Cmp	Yards	Pct	TD	Lg	Int	W/L	Score
12-12-93	Cincinnati	22	11	106	50.0	1	18	0	W	7-2
09-18-94	at Cincinnati	50	30	365	60.0	1	34t	2	W	31-28
2-Game Totals		72	41	471	56.9	2	34t	2	2-0	

Date	Opponent	Att	Cmp	Yards	Pct	TD	Lg	Int	W/L	Score
09-03-95	Cleveland	47	30	302	63.8	0	32	0	W	17-14
11-06-94	at Cleveland	43	20	166	46.5	0	20	4	L	6-13
12-19-93	at Cleveland	47	19	210	40.4	1	24	1	W	20-17
01-01-95	at Cleveland+	50	21	235	42.0	1	21	3	L	13-20
4-Game Totals		187	90	913	48.1	2	32	8	2-2	

Date	Opponent	Att	Cmp	Yards	Pct	TD	Lg	Int	W/L	Score
10-08-95	Denver	56	24	248	42.9	0	33	0	L	3-37
11-17-96	Denver	41	22	212	53.7	0	39	1	L	8-34
2-Game Totals		97	46	460	47.4	0	39	1	0-2	

Date	Opponent	Att	Cmp	Yards	Pct	TD	Lg	Int	W/L	Score
09-25-94	at Detroit	33	21	251	63.6	1	43	0	W	23-17
09-12-93	Detroit	49	28	239	57.1	1	38	1	L	16-19
2-Game Totals		82	49	490	59.8	2	43	1	1-1	

Date	Opponent	Att	Cmp	Yards	Pct	TD	Lg	Int	W/L	Score
10-02-94	Green Bay	53	29	334	54.7	2	37t	1	W	17-16
01-26-96	Green Bay+	48	25	253	52.1	2	44	4	L	21-35
2-Game Totals		101	54	587	53.4	4	44	5	1-1	

Date	Opponent	Att	Cmp	Yards	Pct	TD	Lg	Int	W/L	Score
09-22-96	Jacksonville	44	27	255	61.4	1	32	1	W	28-20
01-12-96	Jacksonville+	33	20	178	60.6	0	38	1	W	20-6
2-Game Totals		77	47	433	61.0	1	38	2	2-0	

Date	Opponent	Att	Cmp	Yards	Pct	TD	Lg	Int	W/L	Score
12-05-93	at Pittsburgh	48	18	296	37.5	1	48	5	L	14-17
12-16-95	at Pittsburgh	60	39	336	65.0	3	25	1	L	27-41
01-05-97	Pittsburgh+	24	14	164	58.3	1	53	2	W	28-3
3-Game Totals		132	71	796	53.8	5	53	8	1-2	

Date	Opponent	Att	Cmp	Yards	Pct	TD	Lg	Int	W/L	Score
11-20-94	San Diego	36	21	224	58.3	1	27t	2	W	23-17
12-01-96	at San Diego	29	19	232	65.5	4	25	0	W	45-7
2-Game Totals		65	40	456	61.5	5	27t	2	2-0	

+ playoff game

* missed second half due to injury

BLEDSON'S CAREER PASSING TOTALS - HOME AND AWAY**Regular Season Totals**

	G	Att	Comp	Yards	Pct	TD	Lg	Int	S-Yds	W-L
Home	31	1167	647	7318	55.4	39	84t	38	50-314	17-14
Away	29	1212	663	7324	54.7	41	62t	35	41-284	15-14

BLEDSON'S CAREER PASSING TOTALS - BY DIVISION

Division	G	Att	Comp	Yards	Pct.	TD	Lg	Int	S-Yds	W-L
AFC East	31	1115	627	7384	56.2	44	84t	36	62-309	17-14
AFC Central	9	400	219	2346	54.8	12	38	14	9-53	6-3
AFC West	7	308	154	1712	50.0	10	39	9	15-99	2-5
AFC Totals	47	1823	1000	11442	54.8	66	84t	59	86-461	25-22

Division	G	Att	Comp	Yards	Pct.	TD	Lg	Int	S-Yds	W-L
NFC East	5	187	103	1007	55.1	6	38	6	8-59	3-2
NFC Central	5	243	146	1527	60.1	8	43	3	9-56	4-1
NFC West	3	126	61	666	48.4	0	31	5	6-28	0-3
NFC Totals	13	556	310	3200	55.8	14	43	14	23-143	7-6

VETERANS

**BLEDSOE'S CAREER PASSING TOTALS - BY MONTH**

Month	G	Att	Comp	Yards	Pct	TD	Lg	Int	S-Yds	W-L
September	15	653	354	3954	54.2	19	62t	20	33-187	5-10
October	13	542	286	3129	52.8	15	42	10	21-168	6-7
November	15	543	318	3587	58.6	18	84t	17	22-141	9-6
December	16	598	325	3643	54.3	24	48	25	15-102	11-5
January	1	43	27	329	62.8	4	42	1	0-0	1-0
January*	5	188	107	1159	56.9	8	53	11	10-81	3-2

* indicates 4 playoff games added in to the totals

DREW BLEDSOE'S LONGEST COMPLETIONS

Distance	Receiver	Opponent	Date
84td	Ben Coates	Miami	11/3/96
62td	Ben Coates	at Miami	9/4/94
54td	Ben Coates	at Buffalo	9/5/93
53td	Terry Glenn	Pittsburgh	1/5/97
48	Michael Timpson	at Pittsburgh	12/5/93
47td	Vincent Brisby	at Miami	11/12/95
44	Ray Crittenden	at N.Y. Jets	9/26/93
43	Vincent Brisby	N.Y. Jets	12/10/95
43	Vincent Brisby	Indianapolis	12/11/94
43	Vincent Brisby	at Detroit	9/25/94
42	Shawn Jefferson	Buffalo	10/27/96
42	Ben Coates	Miami	1/2/94
41	Curtis Martin	Miami	11/3/96
40td	Ray Crittenden	at Miami	11/21/93
39	Shawn Jefferson	Denver	11/17/96
39	Ben Coates	at N.Y. Jets	10/16/94
38	Shawn Jefferson	Jacksonville	1/12/97
38	Leonard Russell	Detroit	9/12/93
37td	Terry Glenn	at Buffalo	9/8/96
37td	Hason Graham	N.Y. Jets	12/10/95
37	Michael Timpson	at Chicago	12/24/94
37	Ben Coates	Indianapolis	12/11/94
37	Michael Timpson	at Indianapolis	11/27/94
37td	Vincent Brisby	Green Bay	10/2/94
36td	Michael Timpson	Miami	1/2/94
35td	Shawn Jefferson	at Baltimore	10/6/96
35	Vincent Brisby	at N.Y. Jets	11/5/95
35	Ben Coates	Buffalo	10/23/95
34	Shawn Jefferson	Washington	10/13/96
34td	Keith Byars	Pittsburgh	1/5/97
34	Michael Timpson	at Buffalo	12/18/94
34td	Michael Timpson	at Cincinnati	9/18/94
33	Terry Glenn	Washington	10/13/96
33	Kevin Lee	Denver	10/8/95
33	Will Moore	Miami	9/10/95
33	Ray Crittenden	at Pittsburgh	12/5/93
32	Terry Glenn	Jacksonville	9/22/96
32	Shawn Jefferson	at Baltimore	10/6/96
32	Will Moore	Cleveland	9/3/95
32	Vincent Brisby	at Chicago	12/24/94
32	Kevin Turner	at Detroit	9/25/94
32	Ray Crittenden	Buffalo	9/11/94
31	Curtis Martin	at NY Jets	11/10/96
31	Terry Glenn	at NY Giants	12/21/96
31td	Hason Graham	at Indianapolis	12/23/95
31	Ben Coates	at San Francisco	9/17/95
31	Vincent Brisby	at Chicago	12/24/94
31td	Ray Crittenden	Minnesota	11/13/94
31	Ben Coates	Buffalo	9/11/94
31	Vincent Brisby	at Pittsburgh	12/5/93
30	Sam Gash	Cleveland	9/3/95
30td	Michael Timpson	Indianapolis	12/26/93



BLEDSOE'S CAREER RECORD AS A STARTER WHEN ...

Including Playoff Games

Overall 34-30

Home:19-14

Away:15-15

Neutral0-1

On Grass:25-21

On Turf:9-9

Indoor:3-2

Outdoor:31-28

vs. AFC27-23

vs. NFC7-7

vs. Playoff Teams14-18

Pass Attempts

Less than 202-2

20-29 attempts6-0

30-39 attempts12-6

40-49 attempts11-15

50 or more3-7

Completions

Less Than 102-1

10-19 completions9-8

20-29 completions17-19

30 or more6-2

Yards

Less Than 2009-10

200-299 yards16-16

300-399 yards7-3

400 or more2-1

Touchdowns

None4-14

1 touchdown15-9

2 touchdowns6-4

3 or more9-3

Interceptions

None16-5

1 interception10-9

2 interceptions6-7

3 or more ints.2-9

Sacks

None12-4

1 sack9-5

2 sacks12-11

3 or more sacks1-10

VETERANS

DREW BLEDSOE'S TOUCHDOWN TARGETS

TE Ben Coates29

WR Vincent Brisby10

WR Terry Glenn6

WR Michael Timpson5

RB Leroy Thompson5

WR Shawn Jefferson4

RB Curtis Martin4

WR Ray Crittenden4

FB Kevin Turner3

WR Hason Graham2

FB Sam Gash2

FB Keith Byars2

TE Mike Bartrum1

WR Will Moore1

TE Marv Cook1

WR Greg McMurtry1

Note: Blue indicates current Patriots

NOW THERE'S A FIRST

Drew Bledsoe's career firsts are listed below:

NFL StartSept. 5, 1993 at Buffalo (Season Opener)

Attempt9/5/93 at Buffalo (Incomplete - L. Russell)

Completion9/5/93 at Buffalo (Sam Gash 7 yards)

Touchdown Pass9/5/93 at Buffalo (Ben Coates 54 yards)

2 Touchdown Game9/5/93 at Buffalo (30-14-148-2 tds-1 int)

3 Touchdown Game1/2/94 vs. Miami (43-27-329-4 tds-1 int)

4 Touchdown Game1/2/94 vs. Miami (43-27-329-4 tds-1 int)

Interception9/5/93 at Buffalo (J. Williams 6-yard return)

2 Interception Game ..9/19/93 vs. Seattle (44-20-238-1 td-2 ints)

3 Interception Game ..12/5/93 at Pittsburgh (48-18-296-1 td-5 ints)

Sack9/5/93 at Buffalo (C. Bennett 6-yard loss)

2 Sack Game9/5/93 at Buffalo (3 for 13 yards)

200-yard game9/12/93 vs. Detroit (28-24-239-1 td-1 int)

300-yard game1/2/94 vs. Miami (43-27-329-4 tds-1 int)

400-yard game9/4/94 at Miami (51-32-421-4 tds-2 ints)

Rush9/5/93 at Buffalo (6 yards)

Touchdown Runnone



NO PEER PRESSURE

In the 27 years since the 1970 AFL-NFL merger, only eight quarterbacks have been selected first overall in the annual NFL draft. Bledsoe was the eighth to join that elite class in 1993. Below is a comparison of how each of the quarterbacks fared in their first four years:

Quarterback	Years	Att	Comp	Yards	TD	Int
Drew Bledsoe	1993-96	2379	1310	14642	80	73
Vinny Testaverde	1987-90	1476	754	10272	55	81
John Elway	1983-86	1748	944	11637	66	65
Troy Aikman	1989-92	1528	920	10527	54	60
Jeff George	1990-93	1532	874	9551	42	46
Jim Plunkett	1971-74	1411	693	9361	59	80
Steve Bartkowski	1975-78	880	423	5597	30	55
Terry Bradshaw	1970-73	1079	522	6739	41	73

NFL's ALL-TIME PASSING LEADERS & 4-YEAR COMPARISONS

Statistically, Drew Bledsoe is off to one of the fastest starts in NFL history. It took him just 42 games to reach the 10,000-yard passing plateau, second only to the NFL's all-time passing leader Dan Marino. Below is a list of the NFL's top-10 all-time passing leaders (career passing yards). In a separate list, Bledsoe's four-year passing totals are compared to the four-year passing totals of each of the top-10 all-time passers.

Top-10 All-Time Passing Leaders	4-Year Passing Comparisons
1. Dan Marino*51,636	Dan Marino*16,177
2. Fran Tarkenton47,003	Drew Bledsoe* 14,642
3. John Elway*45,034	Jim Kelly12,901
4. Warren Moon*43,787	Warren Moon*12,342
5. Dan Fouts43,040	John Elway11,637
6. Joe Montana40,551	Boomer Esiason11,253
7. Johnny Unitas40,239	Fran Tarkenton9,409
8. Dave Krieg*37,946	Johnny Unitas8,954
9. Boomer Esiason36,442	Joe Montana8,069
10. Jim Kelly35,467	Dan Fouts6,789

* indicates active players

PATRIOTS ALL-TIME PASSING LEADERS

ATTEMPTS			COMPLETIONS		
Att	Player	Years	Comp	Player	Years
3,593	Steve Grogan'75-'90	1,879	Steve Grogan'75-'90
2,413	Vito Parilli'61-'67	1,310	Drew Bledsoe'93-'96
2,379	Drew Bledsoe'93-'96	1,140	Vito Parilli'61-'67
1,503	Jim Plunkett'71-'75	876	Tony Eason'83-'89
1,500	Tony Eason'83-'89	729	Jim Plunkett'71-'75
YARDS			TOUCHDOWNS		
Yards	Player	Years	TDs	Player	Years
26,886	Steve Grogan'75-'90	182	Steve Grogan'75-'90
16,747	Vito Parilli'61-'67	132	Vito Parilli'61-'67
14,642	Drew Bledsoe'93-'96	80	Drew Bledsoe'93-'96
10,732	Tony Eason'83-'89	62	Jim Plunkett'71-'75
9,932	Jim Plunkett'71-'75	60	Tony Eason'83-'89

HOME FIELD ADVANTAGE

Drew Bledsoe is now 8-1 as a starter for the Patriots at Foxboro Stadium in the month of December. His only loss was a 31-17 defeat vs. the New Orleans Saints on Dec. 3, 1995.



PATRIOTS SINGLE-SEASON PASSING LEADERS

The Patriots' top single-season passing performances are listed below:

ATTEMPTS			COMPLETIONS		
Att	Player	Year	Cmp	Player	Year
691	Drew Bledsoe1994	400	Drew Bledsoe	..1994
636	Drew Bledsoe1995	373	Drew Bledsoe	..1996
626	Drew Bledsoe1996	323	Drew Bledsoe	..1995
473	Babe Parilli1964	276	Tony Eason1986
448	Tony Eason1986	259	Tony Eason1984
431	Tony Eason1984	246	Hugh Millen1991
429	Drew Bledsoe1993	228	Babe Parilli1964
426	Babe Parilli1965	214	Drew Bledsoe	..1993
YARDS			TOUCHDOWNS		
Yards	Player	Year	TDs	Player	Year
4,555	Drew Bledsoe1994	31	Babe Parilli1964
4,086	Drew Bledsoe1996	28	Steve Grogan1979
3,507	Drew Bledsoe1995	27	Drew Bledsoe	..1994
3,465	Babe Parilli1964	25	Drew Bledsoe	..1994
3,328	Tony Eason1986	23	Tony Eason1984

VETERANS

YOUNGEST PRO BOWL QBs (1971-96)

Although Dan Marino holds the distinction of being the youngest quarterback selected to the Pro Bowl, Drew Bledsoe is the youngest quarterback to have actually played in a Pro Bowl. Marino, who was voted to start for the AFC squad as a rookie following the 1983 season, missed the game due to a knee injury. The 10 youngest quarterbacks selected to play in the Pro Bowl are listed below. The year represents the year of the Pro Bowl game, not of the previously concluded season.

Quarterback, Team	Year	Age
Dan Marino, Miami*	1984	22 yrs., 4 months, 14 days
Drew Bledsoe, Patriots	1995	22 yrs., 11 months, 22 days
Brett Favre, Green Bay	1993	23 yrs., 3 months, 28 days
Dan Marino, Miami	1985	23 yrs., 4 months, 12 days
Bernie Kosar, Cleveland#	1988	24 yrs., 2 months, 13 days
Brett Favre, Green Bay	1994	24 yrs., 3 months, 27 days
Mike Boryla, Philadelphia	1976	24 yrs., 10 months, 20 days
Pat Haden, L.A. Rams	1978	25 years to the date
Greg Landry, Detroit	1972	25 yrs., 1 month, 5 days
Ken O'Brien, N.Y. Jets	1986	25 yrs., 2 months, 6 days

* did not play due to an injury

named to squad by AFC coaching staff as a "need" player

4TH QUARTER COMEBACKS

Bledsoe added a couple of dramatic come-from-behind victories to his career total this season. Both came in New York, the first against the Jets on Nov. 10 when the Patriots spotted the Jets a 21-point advantage in the first half, then six weeks later when the Patriots spotted the Giants a 22-point advantage in the first half.

4th Qtr								
Date	Opponent	Deficit	Att	Cmp	Yds	Td	Int	Final
12/19/93	at Cleveland	13-17	12	4	38	0	1	20-17
01/02/94	Miami	20-24	18	12	170	2	1	33-27 (ot)*
10/02/94	Green Bay	14-16	18	8	94	1	0	17-16 *
11/13/94	Minnesota	17-20	33	24	227	2	0	26-20 (ot)*
11/27/94	at Indianapolis	9-10	8	7	56	0	0	12-10
09/03/95	Cleveland	6-14	17	10	108	0	0	17-14 *
11/26/95	at Buffalo	13-25	11	7	71	2	0	35-25 *
12/10/95	N.Y. Jets	17-21	3	1	4	0	0	31-28
11/10/96	N.Y. Jets	17-24	11	13	115	2	0	31-27
12/21/96	N.Y. Giants	3-22	12	18	156	2	0	23-22 *

* indicates overcoming a deficit with less than two minutes remaining in the game.



82 VINCENT BRISBY



Wide Receiver

6-3 ★ 193 ★ 5th Year

Draft: 2c (58th) '93

Northeast Louisiana

Born: January 25, 1971

Houston, Texas

Transactions: Vincent Brisby was selected by the Patriots with the final pick in the second round of the 1993 draft (58th overall) ... the selection was New England's own third round choice, but moved up into the second round when the Raiders passed on the last pick in the second round.

Pro Career GP/GS (regular season 49/39, postseason 4/1): Totaled 169 receptions for 2,504 yards (14.8 avg.) and 10 touchdowns as a starter in his first three seasons, but was sidelined most of the 1996 season with a nagging hamstring injury ...

his only receptions of the year were in the Super Bowl. **1996 (3/0, 3/0):** Listed among the Patriots inactives prior to 13 games ... played in just three regular season games for the Patriots, but did not record a reception ... saw action in each of the Patriots' playoff games, registering his first and second receptions of the season in Super Bowl XXXI ... finished the game with two receptions for 12 yards ... strained a hamstring in the first preseason game at Green Bay (8/2) and did not return until the 11th game of the season vs. Denver (11/17) ... saw limited action as a third and fourth receiver vs. Denver, the Jets (12/8) and at Dallas (12/15). **1995 (16/16):** Started every game for the Patriots, despite breaking one and dislocating another finger on his left hand during a game vs. Carolina (10/29) ... still led the team in receiving yards (974) and ranked second behind Ben Coates (84) with 66 receptions (14.8 avg.) ... both totals set career-highs for the third-year veteran ... he also recorded his two longest receptions of his career – a 72-yard pass and run from Scott Zolak at Atlanta (10/1) and a 47-yard touchdown reception from Drew Bledsoe at Miami (11/12) ... topped the 100-yard plateau in three games, another career high ... finished the season with just three touchdowns, down from his five scores in 1994 ... opened the season with seven receptions in a 17-14 victory over Cleveland (9/3) ... became the favorite target for Scott Zolak at Atlanta (10/1) when he caught nine passes for 161 yards, including a 72-yard completion in the first quarter which set up a Curtis Martin touchdown run ... each of those game totals set new single-game career highs for Brisby ... caught six passes for 59 yards and a touchdown in a 27-14 victory over Buffalo (10/23) on Monday Night Football ... broke his middle finger and dislocated the small digit on his left hand vs. Carolina (10/29), yet finished the game and totaled 62 yards on five receptions ... had only three receptions the following week at New York (11/5), but finished with 74 yards, setting a career-high with a 24.7 yard average per catch ... grabbed six passes for 118 yards, including his 47-yard touchdown in a 37-14 victory over Miami

Extra Points

- ★ Vincent was college teammates with Indianapolis' RB Roosevelt Potts and Baltimore's G Jeff Blacksheer and St. Louis RB Greg Robinson at Northeast Louisiana in 1992.
- ★ When he's not diving for footballs, Vincent likes to deep sea dive.
- ★ Vincent lists "Silence of the Lambs" among his favorite movies.



(11/12) ... gained 101 yards on six receptions in a game at Buffalo (11/26) ... nearly topped the 100-yard plateau for the fourth time in '95 at Pittsburgh (12/16), but fell 1 yard shy with 99 yards on seven catches. **1994 (14/11, 1/1):** Started 11 games at wide out ... missed two games due to a hamstring pull suffered at the New York Jets on October 16 ... still finished the season with 58 receptions for 904 yards and five touchdowns ... his 904 yards ranked third on the team and 11th in the AFC ... his 58 receptions were fourth on the team and ranked 17th in the AFC ... helped form the quintet of Patriots receivers who set an NFL record by each catching over 50 passes in one season ... caught at least a pair of receptions in each of the 14 games he played ... opened the season with five receptions for 66 yards at Miami (9/4) ... caught three passes for 67 yards, including a season-long 43-yarder at Detroit (9/25) ... registered his first professional 100-yard game vs. Green Bay (10/2) with six catches for a career-high 117 yards and scored on touchdowns of 10 and 37 yards in the 17-16 victory ... recorded a career high with eight receptions for 90 yards, including a 16-yard touchdown in a 24-13 victory over the Jets (12/4) ... caught four passes for 75 yards, including a 43-yard catch, to tie his season long, in a 28-13 victory vs. Indianapolis (12/11) ... grabbed four passes for 38 yards and two touchdowns in a 41-17 triumph over the Buffalo Bills (12/18) ... closed out the regular season with his second best single-game performance of his career with six receptions for 115 yards in the playoff-clinching 13-3 victory over Chicago (12/24) ... led the Patriots with 83 yards on six catches in the Patriots' playoff game at Cleveland (1/1/95). **1993 (16/12):** Participated in all 16 games, starting 12 at wide receiver ... emerged as a steady, reliable receiver over the course of his rookie season ... named to the Pro Football Writers Association and *Football News'* all-rookie teams ... finished second on team with 45 catches for 626 yards and two touchdowns ... led all rookie wide receivers with 45 receptions ... finished second among all NFL rookies with 45 catches trailing Miami's rookie running back Terry Kirby's 75 ... his 45 receptions ranked third in team history among rookie wide receivers (behind Randy Vataha's 51 in 1971 and Hart Lee Dykes' 49 in 1989) ... recorded a season high with six catches for 86 yards at Miami (11/21) ... scored his first career touchdown in the second week of the season on a 2-yard grab vs. Detroit (9/12) to tie the game with only :02 remaining in the game ... started in his NFL debut in the season opener at Buffalo (9/5) ... he caught his first professional pass, a 16-yard toss from Bledsoe, at Buffalo (9/5) in his NFL debut.

College: Three-year letterman at Northeast Louisiana ... set a school record for career touchdown receptions with 17 ... finished his career with 97 catches for 1,864 yards, ranking seventh and fourth respectively on the Indians' all-time receiving list ... rated the best receiver in the country at the Division I-AA level and named to the "Super Sleeper Team" by *The Poor Man's Guide to the NFL Draft* ... earned first-team All-America acclaim from Associated Press and *The NFL Draft Report* as a senior ... snared 56 passes for 1,050 yards (18.8 avg.) and nine touchdowns, setting school records for yards and tying another for touchdown receptions ... named National Offensive Player of the Week by *The Poor Man's Guide* after making 10 catches for a school-record 227 yards, including a 51-yard touchdown and a two-point conversion vs. Southwestern Louisiana ... garnered first-team All-Southland honors and received All-American honorable mention from *The Poor Man's Guide*, despite starting only three games at split end during his junior year ... finished season with 33 receptions for a league-leading 699 yards (21.2 avg.) ... saw limited action in three games, totaling eight receptions for 115 yards (14.4 avg.) ... did not play during his freshman campaign.

Personal: Vincent Cole Brisby was born on January 25, 1971 in Houston, Texas ... garnered first-team all-state honors as a wide receiver at Washington-Marion High in Lake Charles, La. with 52 receptions for 925 yards and 17 touchdowns ... voted district's Outstanding Offensive Player while leading his team to the state championship game ... received all-state acclaim in track as a member of the relay team ... became a member of Phi Beta Sigma and majored in business while attending Northeast Louisiana ... Vincent has one son, Donovan Hebert, born August 20, 1987.



VINCENT BRISBY'S NFL STATISTICS
Regular Season Receiving Statistics

Year	Team	G/S	No	Yds	Avg	Lg	TD
1993	Patriots	16/12	45	626	13.9	39	2
1994	Patriots	14/11	58	904	15.6	43	5
1995	Patriots	16/16	66	974	14.8	72	3
1996	Patriots	3/0	0	0	0.0	0	0
Totals - 4 yrs		49/39	169	2,504	14.8	72	10

Postseason Receiving Statistics

Year	Team	G/S	No	Yds	Avg	Lg	TD
1994	Patriots	1/1	6	83	13.8	18	0
1996	Patriots	3/0	2	12	6.0	7	0
Totals - 2 yrs		4/1	8	95	11.9	18	0

Additional Statistics

Misc. Tackles – 1993 (4), 1995 (5), 1996 (1)
 Fumbles/Lost/Rec. – 1993 (1/0/1), 1994 (1/1/0)

Single-Game Career Highs

Receptions – 9 at Atlanta (10/1/95)
 Yards – 161 at Atlanta (10/1/95)
 Average – 24.7 at New York Jets (11/5/95)
 Longest - 72 at Atlanta (10/1/95)
 TDs – 2 (twice) Most recent at Buffalo (12/18/94)

VINCENT BRISBY'S CAREER GAME-BY-GAME RECEIVING

Vincent Brisby's 1993 Game-By-Game Receiving

1993	Opponent	Starts	No	Yds	Avg	Lg	TD	W/L	Score
9/05	at Buffalo	S	1	16	16.0	16	0	L	14-38
9/12	Detroit	S	5	52	10.4	14	1	L	16-19
9/19	Seattle	p	3	39	13.0	20	0	L	14-17
9/26	at NY Jets	S	2	15	7.5	9	0	L	7-45
10/10	at Phoenix	S	3	65	21.7	39	0	W	23-21
10/17	Houston	S	3	36	12.0	15	0	L	14-28
10/24	at Seattle	p	2	18	9.0	14	0	L	9-10
10/31	at Indianapolis	S	-	-	-	-	-	L	6-9
11/07	Buffalo	p	2	39	19.5	22	0	L	10-13
11/21	at Miami	S	6	86	14.3	29	0	L	13-17
11/28	NY Jets	S	2	43	21.5	23	0	L	0-6
12/05	at Pittsburgh	S	2	43	21.5	31	0	L	14-17
12/12	Cincinnati	p	2	28	14.0	18	0	W	7-2
12/19	at Cleveland	S	6	77	12.8	22	0	W	20-17
12/26	Indianapolis	S	-	-	-	-	-	W	38-0
1/02	Miami	S	6	69	11.5	14	1	W	33-27
1993 Totals		16/12	45	626	13.9	39	2	5-11	

Vincent Brisby's 1994 Game-By-Game Receiving

1994	Opponent	Starts	No	Yds	Avg	Lg	TD	W/L	Score
9/04	at Miami	S	5	66	13.2	21	0	L	35-39
9/11	Buffalo	S	3	42	14.0	18	0	L	35-38
9/18	at Cincinnati	S	3	47	15.7	18	0	W	31-28
9/25	at Detroit	S	3	67	22.3	43	0	W	23-17
10/02	Green Bay	p	6	117	19.5	37t	2	W	17-16
10/09	L.A. Raiders	S	3	56	18.7	26	0	L	17-21
10/16	at N.Y. Jets	S	2	38	19.0	26	0	L	17-24
10/30	Miami			inactive				L	3-23
11/06	at Cleveland			inactive				L	6-13
11/13	Minnesota	S	5	68	13.6	25	0	W	26-20
11/20	San Diego	S	2	27	13.5	18	0	W	23-17
11/27	at Indianapolis	S	4	58	14.5	27	0	W	12-10
12/04	N.Y. Jets	S	8	90	11.3	16t	1	W	24-13
12/11	Indianapolis	p	4	75	18.8	43	0	W	28-18
12/18	at Buffalo	S	4	38	9.5	14	2	W	41-17
12/24	at Chicago	p	6	115	19.2	32	0	W	13-3
1994 Totals		14/12	58	904	15.6	43	5	10-6	

Vincent Brisby's 1994 Playoff Totals

1/01	at Cleveland	S	6	83	13.8	18	0	L	13-20
------	--------------	---	---	----	------	----	---	---	-------



VINCENT BRISBY'S CAREER GAME-BY-GAME RECEIVING

Vincent Brisby's 1995 Game-By-Game Receiving

1995	Opponent	Starts	No	Yds	Avg	Lg	TD	W/L	Score
9/03	Cleveland	S	7	58	8.3	17	0	W	17-14
9/10	Miami	S	5	77	15.4	20	0	L	3-20
9/17	at San Francisco	S	4	37	9.3	12	0	L	3-28
10/01	at Atlanta	S	9	161	17.9	72	0	L	17-30
10/08	Denver	S	0	0	0.0	0	0	L	3-37
10/15	at Kansas City	S	3	48	16.0	22t	1	L	26-31
10/23	Buffalo	S	6	59	9.8	15	1	W	27-14
10/29	Carolina	S	5	62	12.4	21	0	L	o17-20
11/05	at N.Y. Jets	S	3	74	24.7	35	0	W	20- 7
11/12	at Miami	S	6	118	19.7	47t	1	W	34-17
11/19	Indianapolis	S	1	7	7.0	7	0	L	10-24
11/26	at Buffalo	S	6	101	16.8	22	0	W	35-25
12/03	New Orleans	S	0	0	0.0	0	0	L	17-31
12/10	N.Y. Jets	S	3	60	20.0	43	0	W	31-28
12/16	at Pittsburgh	S	7	99	14.1	25	0	L	27-41
12/23	at Indianapolis	S	1	13	13.0	13	0	L	7-10

1995 Totals 16/16 66 974 14.8 72 3 6-10

o - overtime

Vincent Brisby's 1996 Receiving Totals

1996	Opponent	GP/S	No	Yds	Avg	Lg	TD	W/L	Score
11/17	Denver	p	0	0	0.0	0	0	L	8-34
12/08	NY Jets	p	0	0	0.0	0	0	W	31-27
12/15	at Dallas	p	0	0	0.0	0	0	L	6-12

1996 Totals* 3/0 0 0 0.0 0 0 11-5

* inactive for 13 games due to a hamstring injury


Vincent Brisby's 1996 Playoff Totals

1996	Opponent	Starts	No	Yds	Avg	Lg	TD	W/L	Score
1/05/97	Pittsburgh	p	0	0	0.0	0	0	W	28- 3
1/12/97	Jacksonville	p	0	0	0.0	0	0	W	20- 6
1/26/97	Green Bay	p	2	12	6.0	7	0	L	21-35

1996 Playoff Totals 3/0 2 12 6.0 7 0 2-1

VETERANS

30 CORWIN BROWN



Safety

6-1 ★ 200 ★ 5th Year

Draft: 4b (110th) '93

Michigan

Born: April 25, 1970

Chicago, Ill.

Transactions: Corwin Brown was selected with the Patriots' second pick in the fourth round of the 1993 NFL draft (110th player selected), which was acquired from Green Bay in exchange for running back John Stephens.

Pro Career GP/GS (regular season 61/14, postseason 4/0): Brown has accumulated 101 tackles in four seasons with the Patriots ... he gained valuable playing experience as a rookie in 1993, starting 12 games at strong safety ... has become a valuable asset to the Patriots' special teams coverage units during his four-year playing career. **1996 (14/0, 3/0):** Played in 17 games, including the playoffs, but did not start ... scored his first career touchdown on a 42-yard fumble return at San Diego (12/1) on a fumble caused by Larry Whigham ... posted a dozen defensive stops and four passes defended as a defensive



reserve ... made 13 hits on special teams, fourth on the team, and recovered a fumble while on special teams ... added 10 defensive hits during the playoffs, tied for eighth on the team ... also credited with a special teams tackle during the playoffs ... a hip flexor injury caused him to miss two games on the inactive list, at Indianapolis (10/20) and vs. Buffalo (10/27) ... had played in 50 straight games before the injury ... recorded a season-high with five stops in the Patriots' divisional playoff game vs. Pittsburgh (1/5/97) ... followed with a four-tackle performance vs. Jacksonville

in the AFC Championship Game (1/12/97). **1995 (16/2):** Played in every game and replaced Myron Guyton in the starting lineup at Kansas City (10/15) and vs. Buffalo (10/23) ... credited with 20 defensive stops, including 19 solo hits and a pass defended ... added 12 special teams tackles (nine solos) and recovered a fumble ... tied Vincent Brown to rank second on the team with six solo tackles at Kansas City ... it was his first start since the 1993 season finale vs. Miami (1/2/94) ... followed with four solo stops in the Patriots' 27-14 victory over Buffalo on Monday Night Football ... returned to a reserve roll when Guyton returned to the starting lineup ... saw action in each of the remaining games when the Patriots substituted him in as a sixth defensive back (dime back). **1994 (16/0, 1/0):** Played in every game for the Patriots ... saw limited action at free safety behind Myron Guyton and registered 13 tackles during the season ... greatest contribution came on special teams coverage squads ... led the team with 16 special teams tackles and forced one fumble ... recorded three special teams tackles in the home opener vs. Buffalo (9/11) ... made two terrific special teams plays in the Patriots' playoff game at Cleveland (1/1/95), the first came when he converted a fake punt into a first down on a 21-yard reception from punter Pat O'Neill ... trailing by seven with 1:30 remaining in the game, Brown recovered an onside kick to give the Patriots one last scoring opportunity. **1993 (15/12):** Started the final 12 games of the season at strong safety ... led all Patriot rookies and finished eighth on the team with 56 tackles (33 solo) ... was third on the team with eight passes defended ... recovered a fumble vs. Buffalo (11/7) ... established career highs with 12 total tackles (7 solos) vs. Buffalo (11/7) ... started his first NFL game at Phoenix (10/10) and recorded five tackles ... finished the season by recording eight tackles vs. Miami (1/2) ... listed among the Patriots' inactives at New York Jets (9/26).

College: Named All-American honorable mention by *The Poor Man's Guide to the NFL Draft* and *Football News* ... selected first-team all-conference by Big Ten coaches ... helped lead Michigan to three Big Ten Championships (1990, 1992, 1993), as well as three Rose Bowl appearances ... started every game his senior year and finished second on the team with 82 tackles (48 solo), five deflected passes and one interception ... phenomenal effort given in preserving a 17-17 tie vs. Notre Dame, compiling 11 stops (seven solo), forcing a fumble, blocking a field goal and knocking down a pass on the game's final play to prevent the game-winning touchdown ... completed college career with an eight-tackle performance in a Rose Bowl victory over Washington on New Year's Day ... received second-team All-Big Ten Conference recognition as a junior after starting every game and leading the secondary with 71 (49 solo) tackles ... played free safety in 10 games as a sophomore gathering 28 tackles (22 solo) with a fumble recovery, four deflections and an interception ... special teams standout, while playing strong side cornerback as a freshman.

Extra Points

- ★ Corwin's nickname is "Cornflakes."
- ★ Corwin has become a chess enthusiast and is the self-proclaimed chess master of the Patriots' locker room.
- ★ Corwin was coached by his father, Albert Brown, at Julian High School in Chicago.



Personal: Corwin Alan Brown was born on April 25, 1970 in Chicago, Ill ... he enjoyed a multitude of prep honors, including all-state, all-section, all-area and all-public recognition at Julian High in Chicago, Ill. ... lettered twice in football and once in track ... possesses a degree in English from Michigan and is pursuing his MBA ... during '94 off-season he was a student in former teammate Andre Tippett's Karate-Do class ... nickname is "Cornflakes" ... Corwin and his wife Melissa are expecting their first child in August.

CORWIN BROWN'S NFL STATISTICS

Regular Season Defensive Statistics

Year	Team	G/S	TT	UT	A	S-Yds	I-Yds	PD	FF	FR	SpT
1993	Patriots	15/12	56	33	23	0-0	0-0	8	0	1	3
1994	Patriots	16/0	13	9	4	0-0	0-0	0	0	0	16
1995	Patriots	16/2	20	19	1	0-0	0-0	1	0	0	12
1996	Patriots	14/0	12	10	2	0-0	0-0	4	0	0	13
Totals-4 yrs		61/14	101	71	30	0-0	0-0	13	0	1	44

Additional Statistics

Special Teams Forced Fumbles: 1994 (1)

Special Teams Fumbles Recovered: 1995 (1), 1996 (1 returned 42 yards for a touchdown)

Postseason Defensive Statistics

Year	Team	G/S	TT	UT	A	S-Yds	I-Yds	PD	FF	FR	SpT
1994	Patriots	1/0	0	0	0	0-0	0-0	0	0	0	0
1996	Patriots	3/0	10	7	3	0-0	0-0	1	0	0	1
Totals-2 yrs		4/0	10	7	3	0-0	0-0	1	0	0	1

Postseason Statistics

Receptions – 1994 (1 for 21 yards)

Onside Kick Recovery – 1994 (1)

Single-Game Career Highs

Tackles – 12 vs. Buffalo (11/7/93)

Unassisted – 7 vs. Buffalo (11/7/93)

Assists – 5 vs. Buffalo (11/7/93)

Special Teams Tackles – 3 vs. Buffalo (9/11/94)

VETERANS

93 MONTY BROWN



Linebacker

6-1 ★ 240 ★ 5th Year

UFA (Buffalo) '96

Ferris State

Born: April 13, 1970

Bridgeport, Mich.

Transactions: Monty Brown signed with the Patriots as a restricted free agent from Buffalo without a compensation cost on April 17, 1996 ... originally signed with Buffalo as a rookie free agent on May 6, 1993 ... placed on physically unable to perform list on July 16, 1993 and activated one week later (7/23/93) ... placed on injured reserve on Nov. 30, 1994 with a pulled hamstring ... placed on injured reserve on Dec. 3, 1997 with a ruptured achilles.

Pro Career GP/GS (regular season 43/14, postseason 4/2): Brown has totaled 130 career tackles, including 127 in the past two years ... the Ferris State product emerged as a starter for the Buffalo Bills in his third NFL season before signing with the Patriots as a restricted free agent in 1996 ... originally signed with Buffalo as a non-drafted free



agent, thus was signed by the Patriots without compensation ... he has one of the NFL's most intimidating physiques, rivaling that of former Patriot inside linebacker Vincent Brown. **1996 (11/7, 0/0):** Made his Patriots debut starting opposite Chris Slade at outside linebacker in the season opener at Miami (9/1) ... played in 11 of the first 13 games, making seven starts, and totaled 34 tackles before suffering a season-ending achilles injury at San Diego (12/1) ... listed among the Patriots' inactives prior to games vs. Jacksonville (9/22) and at Baltimore (10/6) due to a strained groin ... returned to

starting lineup vs. Washington (10/13) and recorded five tackles, a season-high which he duplicated the following week at Indianapolis (10/20) ... matched his season high with five tackles vs. Denver (11/17) ... platooned with Todd Collins at outside linebacker throughout most of the season. **1995 (16/7, 2/2-Buffalo):** Emerged as a starter on Buffalo's 13th rated defense, starting seven of the final nine games of the regular season and both playoff games, after spending his first two seasons as a defensive reserve and a special teams role player ... ranked sixth on the team with 93 tackles (48 solos) ... also credited with four passes defended and two quarterback pressures ... participated on special teams return units and proved to be a tremendous blocker ... made quite an impression on New England, totaling 23 tackles in two games ... in his first game against the Patriots (10/23), he registered 11 tackles (five solos) in reserve duty ... he was rewarded for his performance the following week when he made his first career start at Miami (10/29) ... hosted the Patriots (11/26) and seemed to be in on every play once again, totalling a career-high 12 tackles and two passes defended ... followed up with nine tackles (five solos) at San Francisco (12/3) ... started both playoff games at inside linebacker for the Bills, recording 18 total tackles and two passes defended ... tied his career high in the AFC Divisional Playoff Game at Pittsburgh when he recorded 12 total tackles (four solos). **1994 (3/0-Buffalo):** Missed the majority of the season due to a series of quadriceps and hamstring injuries ... did not see action until the fourth game of the year vs. Denver (9/26) ... listed among the Bills' inactive list prior to nine games ... saw action in back-to-back games at Pittsburgh (11/14) and vs. Green Bay (11/20), but suffered a pulled hamstring vs. the Packers and was placed on injured reserve (11/30) for the remainder of the season. **1993 (13/0, 2/0-Buffalo):** Brown was the only rookie free agent to earn a place on the roster of the defending AFC Championship Buffalo Bills ... recorded his first tackle and a quarterback pressure in his NFL debut vs. New England (9/5) ... earned a game ball vs. Washington (11/1) for his play on special teams ... suffered a quadriceps injury and listed among the Bills' inactives at Philadelphia (12/12) ... missed the final two games of the season due to a leg injury, but returned to play in the Bills' AFC Championship Game vs. Kansas City and Super Bowl XXVIII.

College: Lettered and earned first-team Kodak and Associated Press Little All-America Team honors his senior year at Ferris State ... he excelled both on and off the field, attracting GTE Academic All-American honors as well ... established new school records with 584 total tackles, 312 unassisted tackles, 16 interceptions and nine fumble recoveries.

Personal: Montaque N. Brown was born April 13, 1970 in Bridgeport, Mich. ... he enjoys weight lifting and body sculpting, maintaining one of the most impressive physiques in the NFL ... graduated from Ferris State with a 3.6 grade point average in management.

Extra Points

- ★ Monty is a professional wrestling fanatic who plans to pursue a career in the ring after his NFL career.
- ★ Monty collects Batman memorabilia.
- ★ During his career at Ferris State, Monty set school records in total tackles (584), unassisted tackles (312), interceptions (17) and fumble recoveries (9).



MONTY BROWN'S NFL STATISTICS

Regular Season Defensive Totals

Year	Team	G/S	TT	UT	A	S-Yds	I-Yds	PD	FF	FR	SpT
1993	Bills	13/0	3	2	1	0-0	0-0	0	0	0	6
1994	Bills	3/0	0	0	0	0-0	0-0	0	0	0	5
1995	Bills	16/6	93	48	45	0-0	0-0	4	0	0	0
1996	Patriots	11/7	34	20	14	0-0	0-0	1	0	0	0
Totals-4 yrs		43/13	130	70	60	0-0	0-0	5	0	0	11

Regular Season Single-Game Career Highs

Tackles - 12 at New England (10/23/95)

Unassisted - 5 multiple times - most recent at San Francisco (12/3/95)

Assists - 7 vs. New England (11/26/95)

Passes Defensed - 2 vs. New England (11/26/95)

Postseason Defensive Totals

Year	Team	G/S	TT	UT	A	S-Yds	I-Yds	PD	FF	FR	SpT
1993	Bills	2/0	0	0	0	0-0	0-0	0	0	0	0
1995	Bills	2/2	18	6	12	0-0	0-0	2	0	0	0
1996	Patriots	0/0				injured reserve - achilles					
Totals-2 yrs		4/2	18	6	12	0-0	0-0	2	0	0	0

Postseason Single-Game Career Highs

Tackles - 12 at Pittsburgh (1/6/96)

Unassisted - 4 at Pittsburgh (1/6/96)

Assists - 8 at Pittsburgh (1/6/96)

Passes Defensed - 2 vs. Miami (12/30/95)

VETERANS

80 TROY BROWN



Wide Receiver

5-10 ★ 190 ★ 5th Year

Draft: 8 (198th) '93

Marshall

Born: July 2, 1971

Blackville, S.C.

Transactions: Troy Brown was selected by the Patriots in the eighth round of the 1993 NFL draft (198th player selected) ... placed on injured reserve list on 12/31/93 ... waived on August 28, 1994 ... re-signed on October 19, 1994 ... re-signed as a restricted free agent on Feb. 2, 1996 ... re-signed as an unrestricted free agent on March 10, 1997.

Pro Career GP/GS (regular season 53/0, postseason 3/0): Became the first player from Marshall University to ever play for the Patriots ... was used almost exclusively as the Patriots' punt and kick-off return specialist in his first two seasons with the Patriots ... since

Extra Points

- ★ Troy was a multiple scoring threat at Marshall. In 1992, he caught 16 touchdown passes and rushed for two more (including a 63-yard run). In two years, he totaled 31 touchdowns, one score every eight times he touched the ball.
- ★ Troy would like to pursue a career in coaching after his playing career.



1995, he has shared the kickoff return responsibilities with David Meggett and received more playing time at wide receiver. **1996 (16/0, 2/0):** Played in every regular season game and each of the first two playoff games, but was inactive for Super Bowl XXXI ... shared in the kickoff return duties, handling 29 returns for a career-high 21.9-yard average ... also registered a career-high with 21 receptions for 222 yards (10.6) and a long of 38 yards ... registered a career-long with a 51-yard kickoff return at Baltimore (10/6), which set up a Ben Coates touchdown in a 46-38 victory ... totaled a career-high 104 yards on four kickoff returns (26.2 avg.) in that game ... averaged 26.5 yards on two returns vs. Indianapolis (10/20) ... saw extensive action at wide receiver during the final minutes vs. Buffalo (10/27), totaling three receptions for 43 yards (14.3 avg.) and adding 56 yards on three kickoff returns ... 20 of his 21 receptions came in the final nine games of the regular season, topped by a career-high effort in the season finale when he grabbed seven receptions for 75 yards, including a career-long of 38 yards at the New York Giants (12/21) ... made one of the most dramatic receptions of the season against the Giants when he snared a 13-yard pass from Bledsoe on 3rd-and-13, extending a drive which led to the game-winning touchdown in a 23-22 come-from-behind victory ... the "circus catch" was made while lying on his back as he extended to make the reception ... the victory secured the AFC East title and first-round playoff bye for the Patriots. **1995 (16/0):** He played in every game and finished the season with 14 receptions for 159 yards (11.4 avg.) ... also set a career high with 31 kickoff returns for 672 yards and a 21.7-yard average ... scored his first career touchdown on one of the most unusual plays of the 1995 season when he picked up a David Meggett fumble on a kick return vs. the New York Jets (12/10) and raced down the sideline for a 75-yard touchdown ... emerged as the Patriots' third receiver early in the season and recorded a season high with five receptions for 72 yards (14.4 avg.) and returned two kicks for 61 yards (30.5 avg.) at San Francisco (9/17) to earn his first career Miller Lite Player of the Game honors ... followed that performance with four receptions for 44 yards (11.0 avg.) at Atlanta (10/1) ... grabbed three passes for 25 yards vs. Denver (10/8) and followed with two receptions for 18 yards at Kansas City (10/15) ... returned four kicks in games at Kansas City (10/15) and at Pittsburgh (12/16) for 107 and 83 yards, respectively. **1994 (9/0, 1/0):** Re-signed with the Patriots at midseason after his preseason release and led the team with 24 punt returns for 202 yards ... his 8.4-yard average punt return ranked ninth in the AFC ... returned a punt 38 yards vs. Indianapolis (12/11) and finished the day with a career-high four returns for 62 yards (15.5 avg.) ... returned one kickoff for 14 yards at Cleveland (11/6). **1993 (12/0):** Played in 12 games during his rookie season and was used mainly as the kickoff and punt return specialist ... led the team and finished seventh in the league with a 9.0 yard average return on 25 punts (224 yards) ... finished second on the team with 15 kickoff returns for 243 yards (16.2 avg.) ... caught two passes for 22 yards ... inactive for three games before being placed on reserve injured list with a quadriceps injury on (12/31) ... first kickoff return of NFL career turned out to be his longest, 29 yards, at Buffalo (9/5).

College: Sensational all-around player at Marshall and was considered the most dangerous scoring threat in all I-AA football during his final two seasons (1991-92) ... averaged a touchdown every eight times he touched the ball (31 tds-250 att.) ... tied the NCAA record for the most touchdowns on kick returns in a single season with four and became the NCAA's all-time leader in kickoff return average with a regular season net of 29.69 yards per return (32 for 950 yards) ... ranks eighth all-time for all-purpose yardage, averaging 148.3 yards per game ... Associated Press first-team All-American selection and first-team all-conference selection as a wide receiver ... earned second-team all-conference honors as a kick returner ... finished senior season with 101 receptions for 1,654 yards and 16 touchdowns, added 158 yards and two rushing touchdowns, returning 20 punts for a 10-yard average and 27 kickoffs for a 23.3-yard average ... transferred to Marshall from Lees-McRae J.C. prior to the 1991 season.



Personal: Troy Fitzgerald Brown was born on July 2, 1971 in Blackville, S.C. ... attended Blackville-Hilda High in Blackville, S.C. and lettered in football and track ... played on state championship team, which finished 14-1 in 1988 ... caught 46 passes for 707 yards and 10 touchdowns as a prep ... majored in computer science at Marshall ... Troy and his wife Kimberly were wed during the 1997 off-season.

TROY BROWN'S NFL STATISTICS

Regular Season Receiving Statistics

Year	Team	G/S	No	Yds	Avg	Lg	TD
1993	Patriots	12/0	2	22	11.0	14	0
1994	Patriots	9/0	0	0	0.0	0	0
1995	Patriots	16/0	14	159	11.4	31	0
1996	Patriots	16/0	21	222	10.6	38	0
Totals-4 yrs		53/0	37	403	10.9	38	0

Regular Season Return Statistics

—Kickoff Returns—								—Punt Returns—					
Year	Team	G/S	No	Yds	Avg	Lg	TD	No	FC	Yds	Avg	Lg	TD
1993	Patriots	12/0	15	243	16.2	29	0	25	9	224	9.0	19	0
1994	Patriots	9/0	1	14	14.0	14	0	24	10	202	8.4	38	0
1995	Patriots	16/0	31	672	21.7	38	0	0	0	0	0.0	0	0
1996	Patriots	16/0	29	634	21.9	51	0	0	0	0	0.0	0	0
Totals-4 yrs		53/0	76	1563	20.6	51	0	49	19	426	8.7	38	0

Additional Regular Season Statistics

Fumbles/Lost/Rec. – (5/1/2); 1993 (2/1/1), 1994 (2/0/2), 1995 (1/0/1) recovered a fumble on a kickoff return and returned it 75 yards for a TD.

Miscellaneous Tackles – (2); 1994 (1), 1995 (1)

Special Teams Tackles – (7); 1995 (1), 1996 (6)

Postseason Receiving Statistics

Year	Team	G/S	No	Yds	Avg	Lg	TD
1994	Patriots	1/0	0	0	0.0	0	0
1996	Patriots	2/0	0	0	0.0	0	0
Totals-2 yrs		3/0	0	0	0.0	0	0

Postseason Return Statistics

		—Kickoff Returns—						—Punt Returns—					
Year	Team	G/S	No	Yds	Avg	Lg	TD	No	FC	Yds	Avg	Lg	TD
1994	Patriots	1/0	0	0	0.0	0	0	2	0	5	2.5	5	0
1996	Patriots	2/0	2	54	27.0	29	0	0	0	0	0.0	0	0
Totals-2 yrs		3/0	2	54	27.0	29	0	2	0	5	2.5	5	0

Regular Season Single-Game Career Highs

Receptions – 7 at New York Giants (12/21/96)

Yards – 75 at New York Giants (12/21/96)

Average – 16.0 at New York Jets (11/10/96)

Longest Reception – 38 at New York Giants (12/21/96)

Kick Returns – 4 (five times, most recent vs. Denver 11/17/96)

Return Yards – 104 at Baltimore (10/6/96)

Longest Return – 51 at Baltimore (10/6/96)

Punt Returns – 5 (twice, most recent vs. New York Jets 12/4/94)

Return Yards – 62 vs. Indianapolis (12/11/94)


Longest Return – 38 vs. Indianapolis (12/11/94)

MYSTERY SOLVED

There was no explanation given when Troy Brown appeared among the Patriots inactives prior to Super Bowl XXXI. The kick returner and third-down receiver had played a valuable role in getting the Patriots to the Super Bowl, yet was scratched for the game. What was originally thought to be a groin injury was later diagnosed as a hernia. In April, he had surgery and returned to practice in the Patriots' minicamp in June.



54 TEDY BRUSCHI

**Linebacker****6-1 ★ 245 ★ 2nd Year****Draft: 3 (86th) '96****Arizona****Born: June 9, 1973****San Francisco, Calif.****(BREW-ski)**

Transactions: Tedy Bruschi was drafted by the Patriots with a third round selection (86th overall) obtained from the Detroit Lions along with a 1996 fourth (Chris Sullivan) and sixth (Marrio Grier) round selection in exchange for New England's 1996 third round selection (76th overall - Ryan Stewart).

Pro Career GP/GS (regular season 16/0, postseason 3/0):

Played in every game as a rookie, filling a role as a pass rush specialist and playing on many special teams units ... finished the season with 11 tackles, including four sacks ... ranked third on the team with 17 special teams tackles ... scored his first career touchdown at Baltimore (10/6) when he picked up a loose ball after

Larry Whigham blocked a punt and returned it 4 yards for a touchdown ... it was his first touchdown scored at any level of competition ... also recorded two sacks and forced his first career fumble at Baltimore (10/6) ... registered a season-high with three special teams tackles at Indianapolis (10/20) and at New York Giants (12/21) ... recorded a season-high with three solo tackles vs. the Jets (12/8) ... excelled in the playoffs, totaling seven tackles, two sacks, two passes defended, an interception and four special teams tackles in three games ... made two defensive stops and assisted on a special teams tackle in the divisional playoff game vs. Pittsburgh (1/5/97) ... credited with two defensive tackles, two special teams tackles, two passes defended and recorded his first career interception late in the fourth quarter of the AFC Championship Game to secure a 20-6 victory over Jacksonville (1/12/97) ... closed out his rookie campaign with three tackles, including two sacks in a 35-21 loss to Green Bay in Super Bowl XXXI (1/26/97).

College: Bruschi tied the NCAA Division I-A career sack record with 52.0 quarterback sacks, equalling the mark set by former Alabama All-American Derrick Thomas, now an All-Pro performer for the Kansas City Chiefs ... Bruschi's 74 tackles for losses ranks sixth in Division I-A history ... compiled 185 total tackles (137 solos), forced six fumbles and recovered five during his collegiate career. **1995:** Consensus All-American and All-Pac-10 selection his senior year ... totaled 56 tackles (44 solos), including 14.5 sacks (-96 yards) and 19.5 tackles for losses of 110 yards ... his sack total ranked third in the nation ... added four pass deflections and forced one fumble. **1994:** Earned consensus All-American honors and was one of four finalists for the Lombardi

Extra Points

- ★ Tedy scored his first career touchdown when he recovered a blocked punt at Baltimore (10/6/96) and returned it 4 yards for a touchdown. It was the first touchdown he had ever scored at any level.
- ★ Tedy tied Derrick Thomas' all-time NCAA Division I-A record with 52 career quarterback sacks while leading Arizona's "Desert Swarm" defense.
- ★ Tedy enjoys playing the saxophone.



Award – given annually to the top lineman in the nation ... he was also a finalist for *Football News'* National Defensive Player of the Year Award ... totaled 39 tackles, including 10 sacks for 65 yards and 15 tackles for losses. **1993:** Earned second-team All-American honors after setting an all-time school record with 19 sacks (- 143 yards) as a sophomore, breaking the previous record of 15 (Steve Boadway in 1984) ... earned first-team All-Pac-10 honors and was named the team's Most Valuable Player ... his 27.5 tackles for losses, including 19 sacks were each career highs. **1992:** Played strongside outside linebacker prior to his transition to the defensive line in 1993 ... started just one of 12 games and still managed to post 4.5 sacks for the season. **1991:** Missed the first three games of the season due to a pinched nerve in his neck ... returned and started vs. UC-Long Beach and Washington as a true freshman, but suffered a broken left thumb and was redshirted.

Personal: Tedy Lacap Bruschi was born on June 9, 1973 in San Francisco, Calif. ... he attended Roseville (Calif.) High, where he lettered twice in football, earning all-conference, all-northern California and all-metro honors as a defensive tackle ... was a two-year captain on the football team ... also earned two letters in track and one in wrestling ... was a standout in the shot put and discus ... wrestled in the heavyweight division ... majored in communications at Arizona ... Tedy and his wife Heidi were married during the 1997 offseason.

TEDY BRUSCHI'S NFL STATISTICS

Regular Season Defensive Statistics

Year	Team	G/S	TT	UT	A	S-Yds	I-Yds	PD	FF	FR	SpT
1996	Patriots	16/0	11	10	1	4-26	0-0	0	1	0	17

Postseason Defensive Statistics

Year	Team	G/S	TT	UT	A	S-Yds	I-Yds	PD	FF	FR	SpT
1996	Patriots	3/0	7	7	0	2-14	1-12	2	0	0	4

Single-Game Career Highs

Solo Tackles – 3 vs. New York Jets (12/8/96)


Sacks – 2 at Baltimore (10/6/96)

Interceptions – 1* vs. Jacksonville (1/12/97)

Special Teams Tackles – 3 twice, most recent at Giants (12/21/96)

* denotes career-high in playoff game

85 JOHN BURKE



Tight End

6-3 ★ 248 ★ 4th Year

Draft: 4 (121st) '94

Virginia Tech

Born: Sept. 7, 1971

Elizabeth, N.J.

Transactions: John Burke was drafted by the Patriots in the fourth round (121st player selected) of the 1994 NFL draft ... the selection was acquired from Arizona along with the Cardinals' fifth round selection (Pat O'Neill, 135th choice overall) in exchange for the Patriots' fourth round selection (107th overall - Perry Carter).

Pro Career GP/GS (regular season 43/12, postseason 4/0): Burke has started 12 of 42 games while playing behind All-Pro tight end Ben Coates ... he is a strong blocker who also contributes in short-yardage



situations and on special teams. **1996 (11/2, 3/0):** Started two of 11 games for the Patriots, including the season opener at Miami (9/1) and caught his only pass of the season for 19 yards in that game ... used primarily in short-yardage, two-tight end formations ... started in place of Coates vs. Indianapolis (11/24) when the Patriots made an early commitment to the running game and helped Curtis Martin gain 76 yards on 18 carries in the first quarter alone (Martin carried

the ball on 18 of the first 21 plays from scrimmage) ... Martin finished the game with 141 yards on 35 carries (4.0 avg.) ... missed four games due to injury and was listed among the Patriots' inactives at Indianapolis (10/20), at San Diego (12/1), vs. the Jets (12/8) and at the Giants (12/21) ... was active, but did not play vs. Denver (11/17) ... missed the Indianapolis game (10/20) due to a hamstring strain, snapping a streak for consecutive games played at 38 ... missed the three other games due to a foot injury, which he re-injured upon his return in Dallas (12/15) ... played in each of the three playoff games, including Super Bowl XXXI, used extensively as a second tight end in short-yardage situations and on the "wedge" on kickoff returns. **1995 (16/4):** Burke improved upon his 1994 rookie performance despite starting two fewer games in 1995 ... played in every game and finished the season seventh on the team with 15 receptions for 136 yards (9.1 avg.) ... provided one special teams tackle and recovered a fumble on a return ... tied his career high with four receptions for 32 yards (8.0 avg.) vs. Denver (10/8) ... added three receptions for 31 yards (10.3 avg.) the following week at Kansas City (10/15) ... caught passes in eight games during the season ... opened strong with 13 receptions in the first half of the season, but was only on the receiving end of two passes in the final eight games of the season. **1994 (16/6, 1/0):** Played in every game as a rookie ... made his NFL starting debut in the fifth week of the season in a 17-16 victory over Green Bay ... caught seven of his nine passes in the final two weeks of the season ... grabbed a career-high four receptions for 41 yards (10.3 avg.) in a 41-17 victory over Buffalo (12/18) ... added three receptions for 29 yards (9.7 avg.) in the season finale at Chicago (12/24) ... caught one pass for 8 yards in the playoff loss at Cleveland.

College: Burke was a four-year letterman at Virginia Tech (1990-93) ... caught 21 passes for 303 yards and two touchdowns in his collegiate career after walking on in 1989 ... moved into starting lineup in 1992 after lettering as a special teams player and backup tight end for two seasons ... caught 10 passes for 142 yards and two touchdowns in 1993 ... added three receptions for 26 yards to that total in the Independence Bowl ... scored on touchdown receptions of 23 and 28 yards in a 45-24 romp over Syracuse ... earned the Frank O. Moseley Award as one of the top offensive hustlers in spring practice ... his longest reception of his career came vs. West Virginia in 1991 on a 48-yard catch and run ... redshirted in 1989.

Personal: John Richard Burke was born the son of Edmund and Margaret Burke on Sept. 7, 1971 in Elizabeth, N.J. ... lettered two seasons at Holmdel (N.J.) High as a tight end and defensive end ... caught 28 passes for 370 yards and one touchdown and totaled 49 tackles as a senior ... also earned three letters as a pitcher on the baseball team ... played beside then offensive tackle Eugene Chung in 1990 and 1991 at Virginia Tech ... majored in finance at Virginia Tech ... single.

Extra Points

- ★ John plans to pursue a career in investment banking after his NFL career.
- ★ John resides on the Jersey Shore during his offseasons.
- ★ John enjoys playing golf on his off days.



JOHN BURKE'S NFL RECEIVING STATISTICS

Regular Season Receiving Statistics

Year Team	G/S	No	Yds	Avg	Lg	TD
1994 Patriots	16/6	9	86	9.6	17	0
1995 Patriots	16/4	15	136	9.1	21	0
1996 Patriots	11/2	1	19	19.0	19	0
Totals 3-yrs	43/12	25	241	9.6	21	0

Additional Statistics

Special Teams Tackles – 1994 (3), 1995 (1)

Kickoff Returns – 1995 (1 for 7 yards)


Fumbles Recovered – 1996 (1 for 0 yards)

Postseason Receiving Statistics

Year Team	G/S	No	Yds	Avg	Lg	TD
1994 Patriots	1/0	1	8	8.0	8	0
1996 Patriots	3/0	0	0	0.0	0	0
Totals 2 yrs	4/0	1	8	8.0	8	0

VETERANS

41 KEITH BYARS



Fullback / Tight End

6-1 ★ 255 ★ 12th Year

FA-96

Ohio State

Born: October 14, 1963

Dayton, Ohio

Transactions: Signed with the Patriots on Oct. 15, 1996 as an unrestricted veteran free agent ... originally selected by the New Jersey Generals in 1986 USFL territorial draft ... selected by the Philadelphia Eagles in the first round (10th overall) of the 1986 NFL draft ... signed with the Eagles on July 25, 1986 ... granted free agency Feb. 1, 1990 ... re-signed with Eagles (8/10/90) ... granted unconditional free agency March 1, 1993 ... signed with the Miami Dolphins July 15, 1993 ... placed on injured reserve list with knee injury (11/9/94) ... released by Dolphins Feb. 15, 1996 and re-signed March 21, 1996 ... released by Dolphins and signed by the Patriots.

NFL Career GP/GS (regular season 160/144, postseason 9/9):

Byars enters his 12th NFL season with 564 career receptions, which ranks third all-time among NFL running backs ... he enters the season trailing Kansas City's Marcus Allen, who holds the all-time record with 576 career receptions ... with his third reception this season, Byars will move ahead of Roger Craig (566 career receptions) on the all-time list ... in 11 NFL seasons, he has started 144 of 160 games and combined for 8,268 yards from scrimmage ... the former first-

Extra Points

- ★ Keith enjoys going to movies and is an aspiring movie critic.
- ★ Keith was the runner-up to Doug Flutie for the Heisman Trophy in 1984.
- ★ Keith's wife, Margaret, is an accomplished gospel singer.
- ★ While Keith was with the Eagles in 1990, Margaret sang the national anthem prior to a game vs. Indianapolis (9/30/90). Keith gave an encore performance with a career-best 12 receptions for 133 yards.



round draft choice from Ohio State entered the league in 1986 and was used by the Philadelphia Eagles primarily as a rusher, yet he has become an invaluable asset as a receiver ... he has rushed 850 times for 3,051 yards and 23 touchdowns and caught 564 passes for 5,217 yards and 25 touchdowns ... he had a consecutive game reception streak snapped against the Jets (9/15/96) after recording at least one reception in 131 consecutive games ... that 131-game streak is an NFL record for a running back and ranks fifth all-time.

1996 (14/10, 3/3—Miami/New England): Byars signed with the Patriots as a free agent on Oct. 15 and proved to be one of the offensive catalysts which helped launch the Patriots into the playoffs and to their second AFC Championship in franchise history ... after 10 seasons of playing fullback, he opened the 1996 season as the starting tight end for the Miami Dolphins ... he started the first four games of the year and totaled five receptions for 40 yards (8.0 avg.) before being released ... he signed with the Patriots two weeks later, providing depth at tight end and fullback on a young Patriots offense ... he proved to be a valuable addition to an already potent offensive arsenal ... he stepped in for Sam Gash at fullback to start the final five games of the season, including each of the Patriots playoff games ... added 27 receptions for 249 yards and two touchdowns with the Patriots ... carried the ball twice for two yards during the regular season ... he started at tight end in his Patriots debut at Indianapolis (10/20), the first of three consecutive starts opposite Ben Coates in double tight end formation ... recorded a season-high with seven receptions for 52 yards (7.4 avg.) vs. Buffalo (10/27) ... caught two passes for 22 yards and made a key block on an 84-yard touchdown reception by Ben Coates vs. Miami (11/3) ... did not start at New York against the Jets (11/10), but caught four passes for 22 yards and scored the game-winning touchdown on a 2-yard pass from Drew Bledsoe late in the fourth quarter ... caught just one pass vs. Denver (11/17), a season-long 27-yard reception ... lined up at fullback vs. Indianapolis (11/24) and rushed twice for two yards, his only carries of the season ... fielded a 19-yard touchdown pass in a 45-7 victory over San Diego (12/1) ... started his fourth game of the season split out as a fourth receiver vs. the Jets (12/8) and filled in for Sam Gash at fullback after Gash sustained a season-ending injury ... finished the game with four receptions for 37 yards (9.3 avg.) ... started the last two regular season games at fullback ... caught five passes for 46 yards (9.2 avg.) at Dallas (12/15) and made three receptions for 24 yards in the season finale at the Giants (12/21) ... started each of the Patriots' playoff games at fullback and posted 12 receptions for 111 yards and two touchdowns ... his 12 postseason receptions were tied with Terry Glenn for team-high honors ... he provided consistent play, catching four passes in each playoff game ... posted a personal playoff-best when he scored a 34-yard touchdown on a screen pass from Bledsoe in a 28-3 victory over the Steelers (1/5/97) ... it was his first touchdown and his longest reception in postseason play ... closed out the 1996 campaign with four receptions for 42 yards and a touchdown in the Super Bowl vs. Green Bay (1/26/97).

1995 (16/16, 1/1—Miami): Returned from a season-ending knee injury in 1994 to start all 16 regular season games and one playoff game in 1995 ... finished the season with 15 rushes for 44 yards (2.9 avg.) and one touchdown ... ranked fourth on the team with 51 receptions for 362 yards and two touchdowns ... had two receptions for 25 yards and a touchdown in the season-opener against the Jets (9/3) ... led the club with five receptions for 32 yards against Indianapolis (10/8), including a historic 6-yard reception in the second quarter which gave Dan Marino his record-breaking 3,687th career completion to become the NFL's all-time completion leader, breaking Fran Tarkenton's record ... had four catches for 23 yards, including his 500th career reception which came on a 1-yard touchdown toss from Bernie Kosar at the Jets (11/22) ... led the team with six receptions for 55 yards and added only rushing touchdown of the season with a 1-yard plunge at San Diego (11/5) ... caught two passes for 16 yards and a touchdown at Indianapolis (11/26) ... with that touchdown pass, Marino became the NFL's all-time touchdown passing leader with 343 career touchdowns



... had his longest run of the season with a 15-yarder at Buffalo (12/17) ... caught four passes for 30 yards and led the team with 22 rushing yards on four attempts in a first-round playoff game at Buffalo (12/30).

1994 (9/9-Miami): Started the first nine games of the season before sustaining torn cartilage and ligament damage to his right knee against Indianapolis (11/6) ... placed on injured reserve list on Nov. 9 ... underwent reconstructive surgery on Nov. 9 by Dr. James Andrews in Birmingham, Ala. to repair his anterior cruciate ligament and medial collateral ligament ... finished the season with 64 yards rushing on 19 carries (3.4 avg.) and two touchdowns ... added 49 receptions for 418 yards and five touchdowns ... his 49 receptions ranked third on the team, despite missing seven games due to injury ... his seven total touchdowns ranked 11th in the AFC ... at the time of his injury, he led the team in receptions and his seven touchdowns ranked fifth in the league ... led the team in receptions in five of the first nine games.

1993 (16/16-Miami): Started every game in his first year with the Dolphins ... selected to the Pro Bowl for the first time in his NFL career ... became the first Dolphin running back to be selected to the Pro Bowl since Andra Franklin in 1982 ... led all AFC players with six catches for 53 yards in the Pro Bowl ... voted by the South Florida media as the team's Most Valuable Player and Outstanding Offensive Back, breaking Dan Marino's string of 10 consecutive team MVP seasons ... carried the ball 64 times for 269 yards (4.2) and three touchdowns, including a career-long 77-yard run ... caught 61 passes for 613 yards and three touchdowns ... ranked third on the team in rushing and receiving ... attempted two passes, completing one for an 11-yard touchdown ... became just the second player in franchise history to score touchdowns rushing, receiving and passing, joining David Woodley (1981) ... his 61 receptions ranked 18th in the AFC, 32nd overall ... his 61 receptions ranked seventh among all NFL running backs, fifth in the AFC ... his 61 receptions and 613 yards were each the third highest single season receiving total by a running back in franchise history ... combined with Terry Kirby (75 receptions) to set a franchise record for most receptions in a season (136) by a running back tandem – the previous high was 109 combined receptions by Lorenzo Hampton (61) and Tony Nathan (49) in 1986 ... led the Dolphins in rushing twice and in receptions three times during the season ... made his Dolphin debut at Indianapolis (9/5) and totaled 43 yards on six carries (7.2 avg.) and added three receptions for 19 yards ... rushed for 5 yards, caught two passes for 22 yards and attempted his first pass as a Dolphin vs. Indianapolis (10/24), which he completed to Irving Fryar for an 11-yard touchdown ... it was his sixth career touchdown pass ... he became the first Dolphin player, other than a quarterback, to complete a touchdown pass since Jim Jensen tossed a 19-yard touchdown pass to Ferrell Edmunds (9/24/89) ... it was also the first time a Dolphin player had a rush attempt, pass attempt and reception in the same game since Jim Jensen did so at Pittsburgh (9/30/90) ... led the team with six catches for 57 yards and one touchdown against Kansas City (10/31) ... posted five receptions for 48 yards and a touchdown vs. New England (11/21) ... scored on a 77-yard touchdown run, the longest of his career, and combined for 157 yards of total offense at Dallas (11/25) ... finished the game with 77 yards rushing and 80 yards receiving on seven catches ... his 77-yard run tied a Miami Dolphins record, set by Leroy Harris (12/5/77), for the longest run from scrimmage ... recorded five receptions for 57 yards against Pittsburgh (12/13) to become the first running back in NFL history to catch at least one pass in 100 straight games ... tied a career-high with two touchdowns at San Diego (12/27) in the season finale.

1992 (15/15, 2/2–Philadelphia): Started 15 regular season games and both playoff contests for the Eagles ... started the first nine games at running back and the final six games of the season at tight end ... caught 56 passes for 502 yards (9.0 avg.) and two touchdowns and rushed for 176 yards and a touchdown on 41 carries (4.3 avg.) ... he ranked second on the team in receptions and was third in receiving yards ... as a tight end, he caught 24 passes for 266 yards and two touchdowns and helped the Eagles to a 5-1 finish, which propelled



them into the playoffs ... earned a game ball in the season opener after catching six passes for 60 yards vs. New Orleans (9/6) ... rushed nine times for 31 yards and caught six passes for 36 yards vs. Denver (9/20) ... caught six passes for 57 yards and rushed six times for 68 yards at Washington (10/18), but broke two metatarsal bones in his right hand, causing him to miss the next game due to the injury ... returned to the starting lineup as a tight end at New York vs. the Giants (11/22) and caught two passes for 51 yards, including a 38-yard touchdown reception ... posted five receptions for a season-high 93 yards and a long of 46 at Seattle (12/13) ... led the team with six receptions for 41 yards in the season finale vs. Washington (12/20) ... started at tight end in both playoff games and caught nine passes for 67 yards ... recorded six receptions for 37 yards at New Orleans in the first round of the playoffs and added three receptions for 31 yards in a division playoff game at Dallas.

1991 (16/16–Philadelphia): Started every game at running back ... rushed for 383 yards and a touchdown on 94 carries (4.1 avg.) ... added 564 yards and three touchdowns on 62 receptions ... attempted two passes without a completion and threw one interception ... tied for the team lead in receptions and ranked third in receiving yards and touchdown receptions ... ranked second on the team in rushing yards and total yards from scrimmage ... he and Thurman Thomas led all running backs with 62 receptions ... named the team's Humanitarian of the Year by the Philadelphia Sports Writers ... recorded a season-high eight catches for 111 yards with a touchdown and added four rushes for 11 yards in the season opener at Green Bay (9/1) ... caught four passes for 81 yards with a long of 37 vs. Pittsburgh (9/22) ... caught six passes for 72 yards vs. Cincinnati (11/17) ... scored his only rushing touchdown of the season at Phoenix (11/24) and finished the game with 39 yards on six carries (6.5 avg.) ... posted seven receptions for 19 yards and a long of seven yards at Houston (12/2) ... rushed for a season-high 76 yards with a long of 28 and added five receptions for 24 yards vs. Dallas (12/15) ... closed out the season with five catches for 31 yards vs. Washington (12/22).

1990 (16/15, 1/1–Philadelphia): Started 15 of 16 regular season games and one playoff game for the Eagles ... finished the season with 81 receptions for 819 yards (10.1 avg.) with a long of 54 yards and three touchdowns ... added 141 yards on 37 carries (3.7 avg.) with a long of 23 yards ... completed all four of his pass attempts for 53 yards and four touchdowns ... accounted for over 1,000 yards of total offense for his third straight season (1,013 total yards) ... his 81 receptions led all NFL running backs and ranked third in the league overall, trailing Jerry Rice (100) and Andre Rison (82) ... tied the Eagles' all-time single-season reception record with Keith Jackson (1988) ... named first-team All-NFL by Sports Illustrated, second-team All-NFC by UPI and was named to the All-Madden Team by CBS-TV analyst John Madden ... opened the season with seven catches for 60 yards and three an 18-yard touchdown pass to Anthony Toney at the Giants (9/9) ... recorded a career-high with 12 receptions for 133 yards vs. Indianapolis (9/30) in a game that was preceded by Byars' wife Margaret's singing of the national anthem ... posted eight catches for 89 yards vs. Minnesota (10/15) ... recorded five receptions for 51 yards at Washington (10/21) ... picked up 26 yards on just two carries, including a season-long of 23 yards and had one reception for 10 yards vs. New England (11/4) ... completed a 9-yard pass for a touchdown to Heath Sherman and caught two passes for 78 yards at Atlanta (11/18) ... caught eight passes for 128 yards with a long of 54 yards vs. the Giants (11/25) ... caught six passes for 42 yards and a touchdown at Miami (12/9) ... completed a pass for a touchdown and caught a pair of passing, including one for a score, vs. Green Bay (12/16) to become the only player in the league that season to throw and catch a touchdown pass in a single game ... tossed an 18-yard touchdown pass to Calvin Williams and added a career-high six carries for 27 yards and three catches for 21 yards vs. Dallas (12/23) ... closed out the regular season with five receptions for 40 yards at Phoenix (12/29) ... caught a pair of passes for 18 yards in a playoff game vs. Washington.



1989 (16/15, 1/1–Philadelphia): Started 15 of 16 games for the Eagles ... finished the season with 68 receptions for 721 yards (10.6 avg.) and rushed for 452 yards and five touchdowns on 133 carries (3.4 avg.) ... his 452 receiving yards led all NFL running backs and ranked 17th in the league overall ... his 68 receptions ranked second in the league behind San Francisco's Tom Rathman (73) ... led the team in receptions, receiving yards, total yards from scrimmage (1,173) and rushing touchdowns ... caught eight passes for 130 yards and a long of 31 at Washington (9/17) ... posted a season-high with 10 receptions for 87 yards at Chicago (10/2) ... posted another season-high when he rushed for 93 yards and a pair of touchdowns on 23 carries at Denver (10/29) ... caught eight passes for 90 yards and added 35 yards on 11 carries at Dallas (11/23) ... totaled 109 yards on just six catches with a long of 60 yards at New Orleans (12/18) ... closed out the regular season with three receptions for 17 yards, but suffered bruised ribs vs. Phoenix (12/24) ... started in the playoff contest vs. the Rams, despite the rib injury, and fielded nine passes for 68 yards.

1988 (16/16, 1/1–Philadelphia): Started all 16 regular season games and one playoff contest for the Eagles ... finished the year with 72 receptions for 705 yards (9.8 avg.) and a long of 37 yards and four touchdowns ... added 517 yards and six touchdowns on 152 carries (3.4 avg.) with a long of 52 yards ... attempted two passes without a completion ... ranked second on the team in receptions and receiving yards ... led the team in total yards from scrimmage with 1,222 ... his 72 receptions ranked seventh in the league, second among running backs (Roger Craig had 76 receptions) ... picked up 82 yards on 18 carries and caught four passes for 32 yards vs. Houston (10/2) ... posted nine receptions for 77 yards and a touchdown vs. the Giants (11/10) ... recorded a season-high with 140 of total offense with 12 carries for 86 yards and a touchdown and 54 yards on five receptions at Phoenix (12/10) ... caught nine passes for 103 yards and added 34 yards on seven carries in a playoff loss at Chicago (12/31).

1987 (10/8–Philadelphia): Started eight of 10 games for the Eagles and rushed for 426 yards and three touchdowns on 116 carries (3.7 avg.) ... gained an additional 177 yards with 21 receptions and recorded his first career touchdown reception ... broke the fifth metatarsal bone in his left foot on May 2 during passing drills in mini-camp ... the injury was identical to the one suffered by Byars to his right foot as a senior in college in 1985 ... underwent surgery on May 6 by Dr. Jack Hughston of Hughston Sports Medicine Hospital in Columbus, Ga. as a piece of bone was grafted from his hip to the fracture site ... he did not begin to practice until Aug. 31, which caused him to miss the entire preseason and the season opener ... he saw limited playing time until making his first start of the season vs. Dallas (10/25) – the first post-strike game ... responded with 94 yards and a touchdown on 20 carries in that game ... had a season-long 30-yard reception vs. Buffalo (12/27).

1986 (16/8–Philadelphia): Selected by the Eagles with the 10th pick in the first round of the 1986 NFL draft ... started eight of 16 games as a rookie and rushed for 577 yards and a touchdown on 177 carries ... added 44 yards on 11 receptions ... his 577 yards rushing set a franchise rookie rushing record ... missed most of training camp while rehabilitating the broken bone in his foot that he suffered as a senior at Ohio State ... made his NFL debut in the season opener vs. Washington (9/7) and rushed for 2 yards on two carries and made one reception for 4 yards ... made his NFL starting debut at tailback the following week ... rushed for 78 yards on 17 carries and completed a 55-yard touchdown pass to Mike Quick vs. the Rams (9/28) ... led the team in rushing with 54 yards on 18 carries at Atlanta (10/5) ... scored his first career touchdown on a 2-yard run vs. San Diego (10/26) ... was awarded the game ball for his performance at St. Louis (12/7) when he rushed for 127 yards on 24 carries ... led the team with 57 yards on 16 carries in the season finale vs. Washington (12/21).

College: Byars was a four-year letterman and a three-year starter at Ohio State ... when he graduated, he left as the school's second-lead-



ing rusher of all-time, trailing two-time Heisman Trophy winner Archie Griffin ... he rushed for 3,200 yards on 619 carries and scored 50 career touchdowns (46 rushing, three receiving and one kickoff return) ... he eclipsed the 100-yard rushing plateau on 17 occasions ... rushed for just 213 yards before suffering a broken bone in his foot during his senior year ... earned consensus All-American honors, Big Ten MVP and was the runner-up to Doug Flutie for the Heisman Trophy as a junior ... led the nation in rushing (1,764 yards), scoring (24 touchdowns) and all-purpose yards (2,441) ... also led the Buckeyes in receiving with 42 catches for 479 yards ... gained 274 yards and five touchdowns in a game vs. Illinois as Ohio State overcame a 24-0 deficit to win 45-38 ... his 274 yards and five touchdowns set school records ... scored a 67-yard touchdown in that game when he reversed his field and sprinted through the Illinois secondary after losing his shoe ... he led the conference in rushing as a sophomore with 1,999 yards and 20 touchdowns on 222 carries ... added 23 receptions for 359 yards and a touchdown.

Personal: Keith Alan Byars was born Oct. 14, 1963 in Dayton, Ohio ... he attended Roth High School in Dayton, where he starred in football, basketball and baseball ... on the gridiron, he rushed for 1,701 yards as a senior ... on the basketball court, he started at forward and led the team to two straight state titles ... he also hit .500 as a center fielder on the baseball team and was the youngest player ever invited to a Cincinnati Reds tryout ... he was the recipient of the 1991 Humanitarian of the Year, awarded annually by the Philadelphia Sports Writers Association ... earned the community service award in 1991 from the Big Brothers/Big Sisters of Philadelphia ... Keith's wife, Margaret, is an accomplished gospel singer and sang the national anthem before two Eagles' games and one Dolphins game during his career ... she recorded an album entitled "Over and Over" in which Keith and former teammate Keith Jackson sing backup ... he enjoys bowling, golf, the theater and gospel music ... he is a fan of Patti LaBelle and once joined her onstage at the Ohio State Fair ... Keith and Margaret have two children, Taylor Renae (4/19/92) and Keith Allan II (10/21/94).

KEITH BYARS' NFL STATISTICS

Regular Season Offensive Statistics

Year	Team	GS	No	Rushing			No	Receiving		
				Yds	Avg	Lg TD		Yds	Avg	Lg TD
1986	Eagles	16/8	177	577	3.3	32 1	11	44	4.0	17 0
1987	Eagles	10/8	116	426	3.7	30 3	21	177	8.4	30 1
1988	Eagles	16/16	152	517	3.4	52 6	72	705	9.8	37 4
1989	Eagles	16/15	133	452	3.4	16 5	68	721	10.6	60 0
1990	Eagles	16/15	37	141	3.8	23 0	81	819	10.1	54 3
1991	Eagles	16/15	94	383	4.1	28 1	62	564	9.1	37 3
1992	Eagles	15/15	41	176	4.3	23 1	56	502	9.0	46 2
1993	Dolphins	16/16	64	269	4.2	77 3	61	613	10.0	27 3
1994	Dolphins	9/9	19	64	3.4	12 2	49	418	8.5	34 5
1995	Dolphins	16/16	15	44	2.9	15 1	51	362	7.1	26 2
1996	Patriots	14/10	2	2	1.0	3 0	32	269	9.0	27 2
Totals - 11 yrs		160/144	850	3051	3.6	77 23	564	5214	9.3	60 25

+ started the first 4 games of the 1996 season with the Dolphins, totaling 5 receptions for 40 yards and a long of 16.

Post Season Offensive Statistics

Year	Team	GS	No	Rushing			No	Receiving		
				Yds	Avg	Lg TD		Yds	Avg	Lg TD
1988	Eagles	1/1	7	34	4.9	13 0	9	103	11.4	24 0
1989	Eagles	1/1	0	0	0.0	0 0	9	68	7.6	17 0
1990	Eagles	1/1	0	0	0.0	0 0	2	18	9.0	10 0
1992	Eagles	2/2	0	0	0.0	0 0	9	68	7.6	21 0
1995	Dolphins	1/1	4	22	5.5	10 0	4	30	7.5	12 0
1996	Patriots	3/3	4	10	2.5	7 0	12	111	9.3	34 2
Totals - 6 years		9/9	15	66	4.4	13 0	45	398	8.8	34 2

**Additional Statistics**

Passing (6 of 13 for 119 yards, 6 TDs, 1 int., 127.2 rating) – 1986 (1 of 2 for 55 yards, 1 TD), 1988 (0 of 2), 1990 (4 of 4 for 53 yards and 4 TDs), 1991 (0 of 2, 1 int.), 1992 (0 of 1), 1993 (1 of 2 for 11 yards, 1 TD)

Kickoff Returns (5 for 94 yds, 19.4 avg., 31 lg) – 1986 (2 - 47 yds, 23.5 avg., 14 lg), 1988 (2 - 20 yds, 10.0 avg., 14 lg), 1989 (1 - 27 yds)

Miscellaneous Tackles (7) – 1994 (2), 1995 (5)

Forced Fumbles (2) – 1995 (2)

Fumbles (28) – 1986 (3), 1987 (3), 1988 (5), 1989 (4), 1990 (4), 1991 (5), 1992 (1), 1993 (3)

Fumbles Recovered – 1986 (2 for 0), 1987 (2-0), 1988 (2-14), 1989 (4-6), 1990 (1-0), 1992 (1-0)

2-Point Conversions – 1996 (1)

Single-Game Career Highs

Rush Attempts:	24	vs. St. Louis (12/7/86)
	23	vs. Buffalo (12/27/87)
	23	at Denver (10/29/89)
	20	vs. Dallas (10/25/87)
	19	at Chicago (9/14/86)
Rush Yards:	127	vs. St. Louis (12/7/86)
	102	vs. Buffalo (12/27/87)
	94	vs. Dallas (10/25/87)
	93	at Denver (10/29/89)
	86	at Phoenix (12/10/88)
Longest Rush:	77t	at Dallas (11/25/93)
	52	at Phoenix (12/10/88)
	32	vs. St. Louis (12/7/86)
	30	at N.Y. Jets (12/20/87)
	28	vs. Dallas (12/15/91)
	23	vs. New England (11/4/91)
	23	at Washington (10/18/92)
Touchdowns:	2	at Denver (10/29/89)
	1	21 times
Receptions:	12	vs. Indianapolis (9/30/90)
	10	at Chicago (10/2/89)
	10	at Minnesota (9/25/94)
	9	vs. N.Y. Giants (10/10/88)
	*9	at Chicago (12/31/88)
Receiving Yards:	*9	vs. L.A. Rams (12/30/89)
	133	vs. Indianapolis (9/30/90)
	130	at Washington (9/17/89)
	128	vs. N.Y. Giants (11/25/90)
	111	at Green Bay (9/1/91)
	109	at New Orleans (12/18/89)
Longest Reception:	103	at Chicago (12/31/88)
	60	at New Orleans (12/18/89)
	54	vs. N.Y. Giants (11/25/90)
	46	at Seattle (12/13/92)
	38t	at N.Y. Giants (11/22/92)
Touchdowns:	37t	vs. L.A. Rams (11/6/88)
	37	vs. Pittsburgh (9/22/91)
	1	27 times (including playoffs)

VETERANS

NFL CAREER LEADING RECEIVERS AMONG RUNNING BACKS

1. Marcus Allen*.....576	6. Herschel Walker*498
2. Roger Craig566	7. Walter Payton492
3. Keith Byars* 564	8. Ernest Byner*.....491
4. Ronnie Harmon*563	9. Tony Galbreath490
5. John L. Williams.....546	* denotes active at end of '96

MOST CONSECUTIVE GAMES WITH A RECEPTION

1. Art Monk183	6. Harold Carmichael127
2. Steve Largent177	7. Mel Gray121
3. Jerry Rice*175	8. 3 tied105
4. Ozzie Newsome.....150	
5. Keith Byars131	* denotes active streak



32 WILLIE CLAY

**Safety****5-10 ★ 200 ★ 6th Year****UFA (Detroit) '96****Georgia Tech****Born: September 5, 1970****Pittsburgh, Pa.**

Transactions: Signed with the Patriots as an unrestricted free agent on March 14, 1996 ... originally drafted by the Detroit Lions in the eighth round of the 1992 NFL Draft (221st pick overall) ... signed by the Lions on July 25, 1992 ... released by Detroit on Sept. 4, 1992 and re-signed to the team's practice squad (9/8/92) ... activated Nov. 20, 1992 ... granted free agency on Feb. 17, 1995.

NFL Career GP/GS (regular season 70/49, postseason 6/5): Clay was one of the top free agent signings by the Patriots prior to the 1996 season ... he has overcome

what many had labeled as size limitations coming out of college to prove that he is one of the premier big play defensive backs in the NFL ... has great anticipation and awareness and positions himself well defensively ... has intercepted two passes in a game on three occasions ... in five years, he has totaled 271 total tackles (216 solos), including one sack ... he also has 41 career passes defended to his credit, including 15 interceptions which he returned for 277 yards ... started every game at strong safety in 1994 and at free safety in 1995 for the Lions ... he has also played cornerback during his career and has made valuable contributions on special teams ... enters the 1997 season with a consecutive starting streak of 48 games. **1996 (16/16, 3/3):** Started every game for the Patriots, including each of the Patriots' playoff games ... started 18 of those 19 games at free safety and filled in at cornerback for the injured Ricky Reynolds at Indianapolis (10/20) ... it was his first appearance at cornerback since making the transition from cornerback to safety in 1993 ... finished second on the team with a single-season career high of 92 total tackles (second only to MLB Ted Johnson) ... led the team with four interceptions, which he returned for 50 yards ... led the team with 13 passes defended, tying a personal best set in 1995 ... ranked fifth on the team with 14 tackles in the playoffs, including five stops in Super Bowl XXXI, and led the team with two postseason interceptions ... made five hits and forced a fumble in his Patriots debut at Miami (9/1) ... finished with seven tackles (six solos) and intercepted his first pass of the season at Buffalo (9/8) ... intercepted his second pass of the season in a 31-0 shutout of Arizona (9/15), which resulted in a 2-yard touchdown pass from Drew Bledsoe to Ben Coates ... led the team with eight tackles and intercepted his third pass with a pickoff from his own end zone, ending a comeback attempt by the Ravens in a 46-38 victory over Baltimore (10/6) ... recorded six tackles and had an interception negated by penalty vs. Washington (10/13) ... started at right cornerback for the

Extra Points

- ★ In his first visit to Foxboro Stadium (9/12/93), Willie scooped up a fumble on the opening kickoff and returned it 15 yards for a Lions touchdown. It was the quickest score (11 seconds) ever allowed by the Patriots.
- ★ Clay led the Patriots with 4 interceptions in 1996. He is now averaging one interception for every four starts over the course of his career.



injured Ricky Reynolds and finished with eight tackles and returned a fumble 17 yards to set up a Patriots touchdown in a 27-9 victory over the Colts (10/20) ... made seven tackles at the Jets (11/10) and was credited with three passes defended, including his fourth interception of the season ... his interception came off Jets quarterback Frank Reich, which he returned 35 yards ... broke up a potential touchdown pass from Reich to Keyshawn Johnson in the third quarter ... logged a season-high with nine stops vs. Denver (11/17) ... recorded eight or more tackles in six games, including eight stops in the season finale at the Giants (12/21) ... recorded three tackles and intercepted his first pass of his playoff career with a fourth quarter pickoff from Steelers quarterback Mike Tomczak (1/5/97) ... intercepted a pass in the end zone from Jacksonville quarterback Mark Brunell with just 3:40 remaining in the AFC Championship Game (1/12/97) to help the Patriots secure just their second conference title in franchise history with a 20-6 victory ... added five tackles in Super Bowl XXXI (1/26/97).

1995 (16/16, 1/1-Detroit): Started every game for the Lions at free safety after making the transition from strong safety in 1994 ... finished the year with eight interceptions, more than doubling his career total in his previous three seasons (3) ... led the league with 173 interception return yards, a 21.6 yard average ... ranked second in the NFL with eight interceptions (behind Minnesota's Orlando Thomas' 9 ints.) ... his eight picks were the most by a Lion in 14 years (Jimmy Allen's 9 ints. in 1981) ... his 173 yards in returns were the most by a Lion since Lem Barney returned 10 interceptions for 232 yards during his All-Pro season ... opened the season with an interception and five total tackles at Pittsburgh (9/3) ... turned in a stellar defensive effort the following week at Minnesota (9/10) when he amassed a season-high 11 tackles (one shy of his career high) ... intercepted Brett Favre on Green Bay's first two possessions of the game and returned them 29 and 24 yards respectively (10/29) in a 24-16 victory over their divisional rivals ... tied a personal single-game high with his two interceptions (Nov. 24, 1994 vs. Buffalo) ... had another "Big Play Day" two weeks later vs. in a 27-24 victory over Tampa Bay (11/12) when he intercepted another pair of passes and returned them 32 and 11 yards respectively ... he was credited with three total passes defended and five tackles in the game ... closed out the season with interceptions and at least five tackles in each of the last three games (at Houston, vs. Jacksonville and at Tampa Bay) ... recorded six stops (five solos) and returned an interception for a career long 39 yards vs. Jacksonville (12/17) ... his interception streak was nearly broken in the regular season finale, but he kept it alive when he intercepted a pass on the final play of the game in a 37-10 victory over Tampa Bay (12/23) ... the win gave the Lions a 10-6 record and earned them a wild-card playoff berth. **1994 (16/16, 1/1-Detroit):** Started every game at strong safety for the Lions and finished the season with a career high 74 tackles (58 solos) and three forced fumbles ... added 10 passes defended, including three interceptions ... returned three punts for 20 yards, a 6.7 yard average ... earned an opportunity to start at strong safety after a strong showing during the preseason ... forced a fumble at Minnesota (9/11) ... contributed to a defensive effort which yielded just 143 yards passing by San Francisco (10/19), their second-worst performance of the year ... had the best game (statistically) of his career on Thanksgiving Day vs. Buffalo (11/24) when he amassed a career high 12 tackles and intercepted the first two passes of his career, returning the second one for 28 yards and a touchdown to seal the 35-21 win in the final minutes of the game ... the following week, he intercepted a Brett Favre pass late in the fourth quarter to end a comeback bid by the Packers (12/4) and secure a 34-31 victory ... forced his third fumble of the season and registered nine hits at Miami (12/25) ... started and recorded five hits in the Lions' wild-card playoff loss to the Packers (12/31). **1993 (16/1, 1/0-Detroit):** Made the transition from cornerback to safety in the preseason and played in every game for the Lions ... he was used primarily as a nickel or dime back in passing situations and on special teams throughout most of the season ... finished the season with 33 total tackles, including a sack and four passes defended ... he was also credited with a forced fumble and two fumble recoveries ... made his first career NFL start at free safety vs. Minnesota (12/5), replacing Harry Colon who was injured on the opening kickoff ... scored on two



fumble recoveries which he returned for touchdowns to become the Lions' first defensive player to score two touchdowns in a season since 1988 (George Jamison) ... recorded eight solo tackles to lead the team and added a special teams stop in the season-opener at Atlanta (9/5) ... scored his first career touchdown the following week at New England (9/12) when he recovered a fumble on the opening kick-off and returned it 15 yards to give the Lions a 7-0 lead with 14:49 remaining in the first quarter ... scored again in a 30-27 victory over Minnesota (10/31) when he returned a fumble 39 yards for a touchdown ... registered the first sack of his career in a 23-0 shutout of Tampa Bay when he caught QB Craig Erickson on a safety blitz ... returned two kickoffs, the only two of his career, for 34 yards and a long of 20 at Chicago (12/26). **1992 (6/0-Detroit):** Drafted in the eighth round as a cornerback out of Georgia Tech ... played in the final six games of his rookie season after being activated from the Lions' practice squad on Nov. 20 and recorded six total tackles (four solos) and one pass defended ... he originally survived the mandatory roster reductions during the preseason of his rookie campaign, but was waived (9/4) two days before the season opener ... re-signed with the Lions as a practice squad player ... made his NFL debut at Cincinnati (11/22) and recorded one special teams tackle ... received the most playing time of his rookie campaign in the season finale at San Francisco (12/28) ... recorded a solo stop and knocked down a pass.

College: Clay set Georgia Tech's all-time school record with 16 career pass interceptions, which he returned for 259 yards and one touchdown ... returned punts for the Yellow Jackets and set another school record with 101 career returns ... he finished his career ranked second in punt return yardage with 732 yards ... totaled 173 total tackles (103 solo), 16 interceptions and returned 101 punts and nine kickoffs for 162 yards during his collegiate career ... earned Associated Press, *The Sporting News* and *Football News* second-team All-American honors and was an All-ACC first-team selection as a senior ... led the conference and ranked third in the nation with nine interceptions for 66 yards and one touchdown that season (1991) ... also returned 48 punts for 431 yards and one touchdown as a senior.

Personal: Willie James Clay was born Sept. 5, 1970 in Pittsburgh, Pa. ... he earned all-state and All-American honorable mention recognition as a senior at Linsly High in Wheeling, W.V. ... he was a three-sport all-state prep star, lettering four times each in football, basketball and baseball ... he majored in management at Georgia Tech ... single.

WILLIE CLAY'S NFL STATISTICS

Regular Season Defensive Statistics

Year	Team	G/S	TT	UT	A	S-Yds	I-Yds	PD	FF	FR	SpT
1992	Lions	6/0	6	4	2	0-0	0-0	1	0	0	4
1993	Lions	16/1	33	31	2	1-1	0-0	4	1	2	9
1994	Lions	16/16	74	58	16	0-0	3-54	10	3	0	0
1995	Lions	16/16	66	50	16	0-0	8-173	13	0	0	1
1996	Patriots	16/16	92	73	19	0-0	4-50	13	1	1	0
Totals-5 yrs		70/49	271	216	55	1-1	15-277	41	5	3	14

Regular Season Interceptions Statistics

Year	Team	G/S	No	Yds	Avg	Lg	TD
1992	Lions	6/0	0	0	0.0	0	0
1993	Lions	16/1	0	0	0.0	0	0
1994	Lions	16/16	3	54	18.0	28t	1
1995	Lions	16/16	8	173	21.6	39	0
1996	Patriots	16/16	4	50	12.5	35	0
Totals-5 yrs		70/49	15	277	18.5	39	1

Additional Statistics

Punt Returns – 1994 (3 for 20 yards), 1995 (5 for 49 yards)

Kickoff Returns – 1993 (2 for 34 yards)

Fumble Returns – 1993 (2 for 54 yards, for TDs of 39 and 15 yards), 1996 (1 for 17 yards)


TDs – 1993 (2, both on fumble returns), 1994 (1 int. return)



Postseason Defensive Statistics

Year	Team	G/S	TT	UT	A	S-Yds	I-Yds	PD	FF	FR	SpT
1993	Lions	1/0	1	0	1	0-0	0-0	0	0	0	2
1994	Lions	1/1	5	4	1	0-0	0-0	0	0	0	0
1995	Lions	1/1	1	1	0	0-0	0-0	1	0	0	0
1996	Patriots	3/3	14	7	7	0-0	2-14	2	0	0	0
Totals-4 yrs		6/5	21	12	9	0-0	2-14	3	0	0	2

87 BEN COATES



Tight End

6-5 ★ 245 ★ 7th Year

Draft: 5 (124th) '91

Livingstone College

Born: August 16, 1969

Greenwood, S.C.

VETERANS

Pro Bowls (3): 1994, 1995, 1996

Transactions: Ben Coates was drafted by the Patriots with their second pick in the fifth round of the 1991 NFL draft (124th player selected) ... the Patriots acquired the selection along with a 1992 fourth round selection (100th overall - traded to Phoenix) from the Los Angeles Raiders in exchange for the Patriots' fourth round selection in the 1991 draft (100th overall - Raghieb Ismail) ... signed with the Patriots on April 25, 1991 ... became a restricted free agent on Feb. 17, 1994 and re-signed with the Patriots through the 1997 season on April 2, 1994 ... signed a three-year extension on May 3, 1997, making him the highest paid tight end in the NFL.

Extra Points

- ★ Ben set a franchise record with 96 receptions in 1994. His total also broke the NFL tight end record of 95, set by Todd Christensen in 1986.
- ★ Ben opted for basketball and track rather than football during his sophomore year at Livingstone College. He returned to football the following year and became the first player in the school's history to be drafted into the NFL.
- ★ Ben enjoys fishing when he is away from football.

NFL Career GP/GS (regular season 96/60, postseason 4/4): Coates has played in every game since being drafted in 1991 and emerged as the premier tight end in the league in 1994 when he set a new NFL record for receptions by a tight end with 96 ... he is arguably the most physical blocking tight end in football, yet has the grace and agility to make catches under extreme duress ... he will outrun linebackers and run over defensive backs ... he possesses great balance and agility, making him one of the toughest receivers to bring down after the catch ... he is a powerful runner and breaks through a lot of one-on-one attempts to tackle him ... forcing Coates down after he has gained a little momentum in the open field is usually only done with a committee of defenders ... he earned All-Pro recognition following each of his last two seasons and was selected to the Pro Bowl in each of his last three seasons ... Coates owns franchise records for most receptions in a season (96), most receptions in a game (12), most consecutive games with a reception (63), and has tied the team record for the most touchdowns in a game (3) ... he enters the 1997 season with



325 career receptions (ranked third in franchise history) for 3,696 yards (fifth) and 33 touchdowns (fifth).

1996 (16/15, 3/3): Earned his third consecutive trip to the Pro Bowl after starting 15 of 16 regular season games for the Patriots and totaling 62 receptions for 682 yards and nine touchdowns ... earned first-team All-Pro honors by USA Today and was selected second-team All-AFC by UPI ... led the team with nine touchdown receptions ... his 62 receptions ranked second trailing Terry Glenn's 90 catches, which broke a three-year streak of leading the team in receptions ... his 682 yards receiving ranked third, trailing Glenn (1,132 yards) and Shawn Jefferson (771) ... led the team in receptions in four games, including the season opener at Miami (9/1) when he caught six passes for 69 yards and a touchdown ... led the team with six receptions for 61 yards and a touchdown vs. Arizona (9/15) ... registered a season-high and led the team with seven receptions for 83 yards and a touchdown at Baltimore (10/6), including an acrobatic third down reception to keep the Patriots drive alive in the second quarter ... earned Miller Lite Player of the Game honors, as voted by the New England media, after catching five passes for 135 yards and two touchdowns, including a career-long 84-yard touchdown reception vs. Miami (11/3) ... it was his first 100-yard game since the 1995 season opener vs. Cleveland (9/3) ... his 84-yard reception was the longest completion of Drew Bledsoe's career and was the fourth longest completion in franchise history ... it was also the third longest completion in the NFL in '96 ... caught his seventh touchdown pass of the season at the Jets (11/10), a 17-yard toss from Bledsoe which tied the game at 24 ... converted a first down with a 2-yard reception on 4th-and-2 in the fourth quarter, which led to the game-winning touchdown on a 2-yard pass from Bledsoe to Byars to secure the 31-27 victory ... did not start vs. Indianapolis (11/24), snapping a 22-game starting streak, but did catch one pass in the third quarter to extend his consecutive game reception streak to 61 games ... led the team in receiving with six catches for 71 yards (11.8 avg.) at San Diego (12/1), including a 22-yard reception to open the game ... scored his eighth touchdown of the season with a 2-yard reception vs. the Jets (12/8) ... did not have a reception at Dallas (12/15), snapping a franchise record consecutive game reception streak at 63 games, which began on Dec. 27, 1992 vs. Miami ... closed out the regular season with three receptions for 19 yards and scored his ninth touchdown of the season at the Giants (12/21) ... recorded each of his three receptions in the fourth quarter and capped a 23-22 come-from-behind victory with a game-winning touchdown with just 1:32 remaining in the game ... his nine touchdown receptions set a single-season career high and tied him with three others for fourth place among the Patriots' all-time single season touchdown reception leaders ... grabbed three receptions for 18 yards in the Patriots' 28-3 divisional playoff victory over the Pittsburgh Steelers (1/5/97) ... caught one pass for five yards in the AFC Championship victory over Jacksonville (1/12/97) ... recorded a game-high with six receptions for 67 yards and a touchdown in Super Bowl XXXI (1/26/97).

1995 (16/15): Coates led the Patriots in receiving for the third consecutive year and tied Stanley Morgan's 84 reception performance (in

PATRIOTS' ALL-TIME SINGLE-SEASON RECEIVING LEADERS

Stanley Morgan set the Patriots' all-time reception record in 1986 with 1,491 yards on 84 receptions. His reception record stood for eight years, until Coates recorded an NFL tight end record with 96 receptions in 1994. Below is a list of the top single-season performances in Patriots history:

All-Time Reception Leaders

1994 Ben Coates	96
1995 Ben Coates	84
1986 Stanley Morgan	84
1991 Marv Cook	82
1986 Tony Collins	77
1994 Michael Timpson ..	74

1,000-Yard Seasons

1986 Stanley Morgan	1,491
1994 Ben Coates	1,174
1981 Stanley Morgan	1,029
1991 Irving Fryar	1,014
1979 Harold Jackson	1,013
1979 Stanley Morgan	1,002



1986) to rank second (behind his own record of 96 receptions) among the franchise's all-time single-season reception leaders ... finished the year with 84 catches for 915 yards and six touchdowns to lead all NFL tight ends for the second consecutive year, despite drawing multiple defensive coverages designed to stop him ... earned Associated Press first-team All-Pro honors and returned to represent the AFC in the Pro Bowl for his second straight season ... earned numerous postseason awards for his 1995 performance, duplicating many of the honors he received in 1994 ... ranked fifth in the AFC in receptions (84) and ninth in the conference in receiving yards (915) ... 30 of Coates' 84 receptions and four of his six touchdowns were on third down, second and third in the AFC, respectively, and just four receptions shy of the NFL lead ... over 60 percent of his receptions (51 of 84) were good for Patriots first downs ... opened the season with nine catches for 106 yards vs. Cleveland (9/3), his seventh 100-yard performance of his career ... became a magnet in the red zone, attracting multiple defenders every time the Patriots penetrated enemy territory ... recorded his first touchdown of the year in the 10th game of the season at Miami (11/12) ... the 8-yard touchdown was one of just two receptions on the day, tying his lowest production of the season ... rebounded with nine receptions for 89 yards vs. Indianapolis (11/19) ... followed that performance with his first career "hat trick," or three touchdown outing, on just six receptions (60 yards) at Buffalo (11/26) ... grabbed seven receptions for 90 yards the following week vs. New Orleans (12/3) ... recorded a season-high with 11 catches for 83 yards and two touchdowns at Pittsburgh (12/16) ... his 11 receptions tied three others (Leroy Thompson, Tony Collins and Art Graham) to rank second among the Patriots' all-time single-game reception leaders ... his two touchdowns at Pittsburgh marked the sixth multiple touchdown performance of his career, with two multiple touchdown outings in each of the last three seasons ... closed out the season with four receptions for 56 yards at Indianapolis ... 70 of his 84 receptions were caught within 10 yards from the line of scrimmage, yet he averaged over 10 yards per reception, totaling 362 yards after the catch ... turned a short pass across the middle into a season-long 35-yard reception vs. Buffalo (10/23) ... his longest touchdown reception of the year was 15 yards ... five of his six touchdowns were scored from within the 10 yard line ... had just four dropped balls all season.

1994 (16/16, 1/1): Earned first-team All-Pro honors for his record-breaking performance in 1994 ... elected to his first Pro Bowl as a starter ... led the Patriots in receptions (96), receiving yards (1,174), longest reception (62-yard touchdown) and most touchdown receptions (7) ... his 96 catches set an NFL receiving record by a tight end, breaking Todd Christensen's record of 95 receptions in 1986 ... Coates eclipsed the Patriots' reception record of 84 catches set by Stanley Morgan in 1986 ... led the AFC in receptions and finished fourth in the NFL following only Minnesota's Cris Carter (122 receptions), San Francisco's Jerry Rice (112) and Atlanta's Terance Mathis (111) ... his 1,174 yards receiving ranked fourth in the AFC and ninth in the NFL ... his 1,174 receiving yards was the second-best single-season performance in franchise history, trailing only Stanley Morgan's 1,491 yards in 1986 ... eclipsed the 100-yard receiving plateau five times ... led the team in receptions in eight games ... he caught more passes in 16

TOP-10 SINGLE-SEASON TE RECEPTION LEADERS

Rk	No	Player	Team	Year
1.	96	Ben Coates	New England	1994
2.	95	Todd Christensen	Raiders	1986
3.	92	Todd Christensen	Raiders	1983
4.	89	Kellen Winslow	San Diego	1980
5.	89	Ozzie Newsome	Cleveland	1984
6.	89	Ozzie Newsome	Cleveland	1983
7.	88	Kellen Winslow	San Diego	1981
8.	88	Kellen Winslow	San Diego	1983
9.	87	Shannon Sharpe	Denver	1994
10.	84	Ben Coates	New England	1995



games in 1994 (96 total) than he had in his 48 previous games from 1991 through 1993 (83 total receptions) ... opened the season with a career-high 161-yard effort on eight receptions (20.1 avg.) including touchdowns of two and 62 yards at Miami (9/4) ... his 161 receiving yards ranks sixth in team history ... the 62-yard reception was the longest of his career, eclipsing the 54-yard touchdown reception in the 1993 season opener at Buffalo (9/5/93) ... followed with nine receptions for 124 yards (13.8 avg.) and two touchdowns vs. Buffalo (9/11) ... two scores vs. Buffalo was the third consecutive two-touchdown effort dating back to the '93 season finale vs. Miami (1/2/94) ... recorded eight receptions for 108 yards in a 31-28 victory at Cincinnati (9/18), his third consecutive 100-yard game of the season ... scored on a 7-yard reception with just 27 seconds remaining in the first half in a 23-17 victory over Detroit (9/25) ... led the Patriots with six catches for 87 yards in a 17-16 victory over Green Bay (10/2) ... followed with nine receptions for 123 yards vs. the Raiders (10/9) ... led the team with seven receptions for 92 yards the following week at New York (10/16) ... set a Patriots record with 12 receptions for 119 yards (9.9 avg.) in a 12-10 victory at Indianapolis (11/27) ... the previous franchise record was 11 receptions in a game set by Art Graham in 1966 and later tied by Tony Collins (11/29/87) and Leroy Thompson (11/13/94) ... led the Patriots receiving efforts in two of the final three games of the season with six grabs and a touchdown vs. Indianapolis (12/11) and five catches and a touchdown at Buffalo (12/18) ... capped his All-Pro year with six receptions for 79 yards in the playoff loss at Chicago (1/1/95) ... caught twice as many passes as the leading receivers on two other teams – Cleveland's Derrick Alexander (48 receptions) and Tampa Bay's Lawrence Dawsey (46).

1993 (16/10): Started 10 of the 16 games he played, including the final seven of the season ... led the team with 53 receptions, a career high at the time ... finished the season ranked sixth among NFL tight ends in receptions and second in touchdown receptions with eight ... his eight touchdowns led the team and ranked fourth in the AFC ... scored every 6.6 receptions ... voted the Offensive Player of the Year by the 1776 Quarterback Club of New England ... credited with six special teams tackles and added two tackles after Patriot turnovers ... his longest reception of the year was a pass over the middle which he turned into a 54-yard touchdown in the season opener at Buffalo (9/5) ... it was the first career touchdown pass thrown by quarterback Drew Bledsoe ... recorded a season-high six receptions on three occasions ... grabbed six aerials for 39 yards in the home opener vs. Detroit (9/12) ... registered career-high numbers at Indianapolis (10/31) with six receptions for 108 yards and earned Miller Lite Player of the Game honors, as selected by a local media panel ... added six catches for 95 yards and two touchdowns in the 33-27 OT victory over Miami in the season finale (1/2/94) ... scored two touchdowns on only four catches in the Patriots' first victory of the season, 23-21 at Phoenix (10/10) ... was the only Patriots receiver to top the single-game 100-yard plateau in 1993 ... led the team in receptions in six games and in receiving yards on five occasions.

PATRIOTS' ALL-TIME SINGLE-GAME RECEPTION LEADERS

Ben Coates set a Patriots record with 12 receptions (119 yards) at Indianapolis on Nov. 27, 1994. Below is a list of the top 10 single-game reception leaders in franchise history:

- 12 Ben Coates at Indianapolis, Nov. 27, 1994 (119 yards)
- 11 Ben Coates at Pittsburgh, Dec. 16, 1995 (83 yards)
- 11 Leroy Thompson vs. Minnesota, Nov. 13, 1994 (74 yards)
- 11 Tony Collins vs. Philadelphia, Nov. 29, 1987 (100 yards)
- 11 Art Graham vs. Kansas City, Nov. 20, 1966 (134 yards)
- 10 Ben Coates vs. Minnesota, Nov. 13, 1994 (74 yards)
- 10 Michael Timpson vs. Minnesota, Nov. 13, 1994 (113 yards)
- 10 Tony Romeo vs. Kansas City, Nov. 17, 1963 (149 yards)
- 10 Tony Collins at L.A. Rams, Nov. 16, 1986 (66 yards)
- 10 Marv Cook vs. Houston, Sept. 22, 1991 (99 yards)



1992 (16/2): Played in all 16 games with starts vs. San Francisco (10/11) and at Kansas City (12/13) ... caught 20 passes for 171 yards and three touchdowns ... credited with six special teams stops ... had season-high five receptions for 45 yards and a touchdown vs. San Francisco (10/11) ... caught three passes for 35 yards and a touchdown vs. Cleveland (10/25) ... had a two-yard touchdown reception at Indianapolis (11/15).

1991 (16/2): Played in all 16 games during rookie season ... started two games at tight end when Patriots opened up in a two tight end formation ... finished the season with 10 receptions for 95 yards and a touchdown ... also led the team in special teams tackles with 12 ... first career reception was a 6-yard pass from Tommy Hodson in the season opener at Indianapolis (9/1) ... caught second pass of his career and added two special teams tackles vs. Minnesota (10/20) ... had a season-high four catches for 41 yards at Buffalo (11/3) ... caught first career touchdown with seven seconds left in regulation to tie the game in a 23-17 overtime victory vs. Indianapolis (12/8).

College: Three-year letterman at Livingstone College in Salisbury, N.C. (1987-88, 1990) ... earned first-team All-CIAA and Black College Sports All-American honors as a senior after catching 36 passes for 504 yards (14.0 avg.) and nine touchdowns ... played basketball as a junior after sitting out the football season ... finished collegiate career with 103 receptions for 1,228 yards and 18 touchdowns ... took home Livingstone's MVP awards in 1987, 1988 and 1990 ... won the Baxter Holman Memorial Award as a freshman and the S.W. Lancaster Award as a sophomore.

Personal: Ben Terrence Coates was born on August 16, 1969 in Greenwood, S.C. ... played only one season of football at Greenwood (S.C.) High and was voted the team's Most Valuable Player ... majored in physical education at Livingstone College ... earned Most Improved Player honors on the Livingstone College track team as a sophomore ... Ben is married (Yvette) and has three children; Lauren, Brianna and Destiny.

BEN COATES' NFL STATISTICS

Regular Season Receiving Statistics

Year	Team	G/S	No	Yds	Avg	Lg	TD
1991	Patriots	16/2	10	95	9.5	17	1
1992	Patriots	16/2	20	171	8.9	22t	3
1993	Patriots	16/10	53	659	12.4	54t	8
1994	Patriots	16/16	96	1,174	12.2	62t	7
1995	Patriots	16/15	84	915	10.9	35	6
1996	Patriots	16/15	62	682	11.0	84t	9
Totals-6 years		96/60	325	3,696	11.4	84t	34

Additional Regular Season Statistics

Rushing – 1991 (1 for -6 yards), 1992 (1 for 2), 1994 (1 for 0)

Kickoff Returns – 1991 (1 for 6 yards)

Fumbles/Lost/Recovered/Out of Bounds–1992 (1/1/0/0), 1994 (2/1/2/1)
1995 (4/4/0/0), 1996 (1/1/0/0)

Special Teams Tackles – 1991 (12), 1992 (6), 1993 (6)

Miscellaneous Tackles – 1993 (2), 1994 (2), 1995 (1)

Postseason Receiving Statistics

Season	Team	G/S	No	Yds	Avg	Lg	TD
1994	Patriots	1/1	6	79	13.2	24	0
1996	Patriots	3/3	10	90	9.0	19	1
Totals-2 years		4/4	16	169	10.6	24	1

Pro Bowl Receiving Statistics

Season	Team	G/S	No	Yds	Avg	Lg	TD
1994	AFC	1/0	2	12	6.0	11	0
1995	AFC	1/1	5	66	13.2	36	0
1996	AFC	1/0	2	46	23.0	43	0
Totals-3 years		3/1	9	124	13.8	43	0

**Additional Playoff Statistics**

Misc. Tackles – 1994 (1)

BEN COATES' CAREER GAME-BY-GAME TOTALS**Ben Coates' 1991 Game-By-Game Receiving**

1991	Opponent	Starts	No	Yds	Avg	Lg	TD	W/L	Score
9/01	at Indianapolis	p	1	6	6.0	6	0	W	16-7
9/08	Cleveland	p	-	-	-	-	-	L	0-20
9/15	at Pittsburgh	p	-	-	-	-	-	L	6-20
9/22	Houston	p	-	-	-	-	-	W	24-20
9/29	at Phoenix	p	-	-	-	-	-	L	10-24
10/06	Miami	p	-	-	-	-	-	L	10-20
10/20	Minnesota	p	1	17	17.0	17	0	W	o26-23
10/27	Denver	p	-	-	-	-	-	L	6-9
11/03	at Buffalo	p	4	41	10.2	17	0	L	17-22
11/10	at Miami	S	-	-	-	-	-	L	20-30
11/17	NY Jets	S	1	7	7.0	7	0	L	21-28
11/24	Buffalo	p	1	11	11.0	11	0	W	16-13
12/01	at Denver	p	-	-	-	-	-	L	3-20
12/08	Indianapolis	p	1	2	2.0	2t	1	W	o23-17
12/15	at NY Jets	p	-	-	-	-	-	W	6-3
12/22	at Cincinnati	p	1	11	11.0	11	0	L	7-29
1991 Totals		16/2	10	95	9.5	17	1	6-10	

Ben Coates' 1992 Game-By-Game Receiving

1992	Opponent	Starts	No	Yds	Avg	Lg	TD	W/L	Score
9/13	at LA Rams	p	-	-	-	-	-	L	0-14
9/20	Seattle	p	1	6	6.0	6	0	L	6-10
9/27	Buffalo	p	4	31	7.8	11	0	L	7-41
10/04	at NY Jets	p	3	23	7.7	12	0	L	21-30
10/11	San Francisco	S	5	45	9.0	14	1	L	12-24
10/18	at Miami	p	1	6	6.0	6	0	L	17-38
10/25	Cleveland	p	3	35	11.7	22t	1	L	17-19
11/01	at Buffalo	p	-	-	-	-	-	L	7-16
11/08	New Orleans	p	1	7	7.0	7	0	L	14-31
11/15	at Indianapolis	p	1	2	2.0	2	1	W	o37-34
11/22	NY Jets	p	-	-	-	-	-	W	24-3
11/29	at Atlanta	p	-	-	-	-	-	L	0-34
12/06	Indianapolis	p	-	-	-	-	-	L	0-6
12/13	at Kansas City	S	-	-	-	-	-	L	20-27
12/20	at Cincinnati	p	-	-	-	-	-	L	10-20
12/27	Miami	p	1	16	16.0	16	0	L	13-16
1992 Totals		16/2	20	171	8.9	22t	3	2-14	

Ben Coates' 1993 Game-By-Game Receiving

1993	Opponent	Starts	No	Yds	Avg	Lg	TD	W/L	Score
9/05	at Buffalo	p	1	54	54.0	54t	1	L	14-38
9/12	Detroit	S	6	39	6.5	13	0	L	o16-19
9/19	Seattle	S	4	47	11.8	25	1	L	14-17
9/26	at NY Jets	p	1	6	6.0	6	0	L	7-45
10/10	at Phoenix	p	4	24	6.0	15	2	W	23-21
10/17	Houston	p	3	68	22.7	39	0	L	14-28
10/24	at Seattle	S	3	10	3.3	4	0	L	9-10
10/31	at Indianapolis	p	6	108	18.0	45	0	L	6-9
11/07	Buffalo	p	3	22	7.3	12	0	L	o10-13
11/21	at Miami	S	3	32	10.7	13	0	L	13-17
11/28	NY Jets	S	2	20	10.0	17	0	L	0-6
12/05	at Pittsburgh	S	3	33	11.0	16	1	L	14-17
12/12	Cincinnati	S	3	21	7.0	11	1	W	7-2
12/19	at Cleveland	S	3	36	12.0	18	0	W	20-17
12/26	Indianapolis	S	2	44	22.0	28	0	W	38-0
1/02	Miami	S	6	95	15.8	42	2	W	o33-27
1993 Totals		16/10	53	659	12.4	54t	8	5-11	



BEN COATES' CAREER GAME-BY-GAME TOTALS

Ben Coates' 1994 Game-By-Game Receiving

1994	Opponent	Starts	No	Yds	Avg	Lg	TD	W/L	Score
9/04	at Miami	S	8	161	20.1	62t	2	L	35-39
9/11	Buffalo	S	9	124	13.8	31	2	L	35-38
9/18	at Cincinnati	S	8	108	13.5	23	0	W	31-28
9/25	at Detroit	S	4	49	12.3	21	1	W	23-17
10/02	Green Bay	S	6	87	14.5	26	0	W	17-16
10/09	L.A. Raiders	S	9	123	13.7	26	0	L	17-21
10/16	at N.Y. Jets	S	7	92	13.1	39	0	L	17-24
10/30	Miami	S	2	17	8.5	9	0	L	3-23
11/6	at Cleveland	S	3	24	8.0	11	0	L	6-13
11/13	Minnesota	S	10	74	7.4	18	0	Wo	26-20
11/20	San Diego	S	2	22	11.0	13	0	W	23-17
11/27	at Indianapolis	S	12	119	9.9	16	0	W	12-10
12/4	N.Y. Jets	S	2	21	10.5	13	0	W	24-13
12/11	Indianapolis	S	6	68	11.3	37	1	W	28-18
12/18	at Buffalo	S	5	59	11.8	22	1	W	41-17
12/24	at Chicago	S	3	26	8.7	11	0	W	13-3
1994 Totals		16/16	96	1174	12.2	62t	7	10-6	
1/1	at Cleveland+	S	6	79	13.2	24	0	L	13-20

Ben Coates' 1995 Game-By-Game Receiving

1995	Opponent	Starts	No	Yds	Avg	Lg	TD	W/L	Score
9/03	Cleveland	S	9	106	11.8	19	0	W	17-14
9/10	Miami	S	3	23	7.7	10	0	L	3-20
9/17	at San Francisco	S	5	72	14.4	31	0	L	3-28
10/01	at Atlanta	S	2	7	3.5	4	0	L	17-30
10/08	Denver	S	7	84	12.0	25	0	L	3-37
10/15	at Kansas City	p	3	34	11.3	18	0	L	26-31
10/23	Buffalo	S	5	75	15.0	35	0	W	27-14
10/29	Carolina	S	4	41	10.3	17	0	L o	17-20
11/05	at N.Y. Jets	S	4	35	8.8	13	0	W	20-7
11/12	at Miami	S	2	18	9.0	10	1	W	34-17
11/19	Indianapolis	S	9	89	9.9	19	0	L	10-24
11/26	at Buffalo	S	6	60	10.0	18	3	W	35-25
12/03	New Orleans	S	7	90	12.9	27	0	L	17-31
12/10	N.Y. Jets	S	3	42	14.0	24	0	W	31-28
12/16	at Pittsburgh	S	11	83	7.5	13	2	L	27-41
12/23	at Indianapolis	S	4	56	14.0	28	0	L	7-10
1995 Totals		16/15	84	915	10.9	35	6	6-10	

Ben Coates' 1996 Game-By-Game Receiving

1996	Opponent	Starts	No	Yds	Avg	Lg	TD	W/L	Score
09/01	at Miami	S	6	69	11.5	29	1	L	10-24
09/08	at Buffalo	S	3	31	10.3	12	0	L	10-17
09/15	Arizona	S	6	61	10.2	13	1	W	31-0
09/22	Jacksonville	S	4	27	6.8	14	1	W	28-25
10/06	at Baltimore	S	7	83	11.9	23	1	W	46-38
10/13	Washington	S	5	34	6.8	12	0	L	22-27
10/20	at Indianapolis	S	1	7	7.0	7	0	W	27-9
10/27	Buffalo	S	4	40	10.0	14	0	W	28-25
11/03	Miami	S	5	135	27.0	84t	2	W	42-23
11/10	at New York Jets	S	4	27	6.8	17t	1	W	31-27
11/17	Denver	S	5	48	9.6	13	0	L	8-34
11/24	Indianapolis	p	1	12	12.0	12	0	W	27-13
12/01	at San Diego	S	6	71	11.8	22	0	W	45-7
12/08	New York Jets	S	2	18	9.0	16	1	W	34-10
12/15	at Dallas	S	-	-	-	-	-	L	6-12
12/21	at NY Giants	S	3	19	6.3	13t	1	W	23-22
1996 Totals		16/15	62	682	11.0	84t	9	11-5	
1/5	Pittsburgh +	S	3	18	6.0	8	0	W	28-3
1/12	Jacksonville +	S	1	5	5.0	5	0	W	20-6
1/26	vs Green Bay +	S	6	67	11.2	19	1	L	21-35
Postseason Totals		3/3	10	90	9.0	19	1	2-1	

+ - playoff game

o - overtime game

VETERANS



BEN COATES' CAREER HONORS AND AWARDS

1993 Awards

- 1776 Quarterback Club Offensive Player of the Year

1994 Awards

- Associated Press First-Team All-Pro Selection
- UPI First-Team All-AFC Selection
- First-Team Pro Bowl Selection
- *USA Today* All-Pro Team
- CNN All-Pro Team
- *Pro Football Weekly* All-NFL Team
- *Pro Football Weekly* All-AFC Team
- *Football Digest* First-Team All-Pro Selection
- *College and Pro Football Newsweekly* All-Pro
- *Football News* First-Team All-AFC
- Tom Jackson's Pro Football Update First-Team All-NFL
- 1776 Quarterback Club Co-Offensive Most Valuable Player
- Patriots' Miller Lite Player of the Game — at Indianapolis (11/27/94)
- Staples Star of the Game — vs. Buffalo (9/11/94)
- Staples Star of the Game — at Indianapolis (11/27/94)



1995 Awards

- Associated Press First-Team All-Pro Selection
- UPI First-Team All-AFC Selection
- First-Team Pro Bowl Selection
- Pro Football Writers of America All-Pro Team
- NFL Alumni Tight End of the Year
- *USA Today* All-Pro Team
- *Sports Illustrated* All-NFL Team
- *Pro Football Weekly* All-NFL Team
- *Pro Football Weekly* All-AFC Team
- *The Sporting News* All-Pro Team
- *Football Digest* Second-Team All-Pro Selection
- *College and Pro Football Newsweekly* All-Pro
- *Football News* First-Team All-AFC

1996 Awards

- Second-Team Pro Bowl Selection
- *USA Today* All-Pro Team
- UPI Second-Team All-AFC Selection
- Associated Press Third-Team All Pro
- Patriots' Miller Lite Player of the Game – at Miami (9/1/96)
- Patriots' Miller Lite Player of the Game – vs. Miami (11/3/96)
- Staples Star of the Game – at Miami (9/1/96)

PATRIOTS' CAREER RECEIVING LEADERS

Ben Coates has led the Patriots in receiving in three of the last four seasons and has captured a number of franchise single-game and single-season individual receiving records. Now entering his seventh season with the Patriots, Coates is now threatening many of the Patriots' all-time career receiving records. The Patriots' top 10 reception and touchdown reception leaders are listed below:

Patriots' Reception Leaders

534	Stanley Morgan	1977-89
363	Irving Fryar	1984-92
325	Ben Coates	1991-96
292	Gino Cappelletti	1960-70
283	Jim Colclough	1960-68
261	Tony Collins	1981-87
210	Marv Cook	1989-93
210	Sam Cunningham	1975-80
	1981-82
207	Russ Francis	1975-80, 1987-88
199	Art Graham	1963-68

Patriots' TD Reception Leaders

67	Stanley Morgan	1977-89
42	Gino Cappelletti	1960-68
39	Jim Colclough	1960-68
37	Irving Fryar	1984-92
34	Ben Coates	1991-96
28	Russ Francis	75-80, 87-88
26	Larry Garron	1960-68



BEN COATES' SINGLE-GAME SUPERLATIVES

DOUBLE-DIGIT RECEPTION GAMES

Date	Opponent	G	No	Yds	Avg	Lg	TD	W/L	Score
11/27/94	at Indianapolis	S	12	119	9.9	16	0	W	12-10
12/16/95	at Pittsburgh	S	11	83	7.5	13	2	L	27-41
11/13/94	Minnesota	S	10	74	7.4	18	0	W	o26-20

100-YARD RECEIVING GAMES

Date	Opponent	G	No	Yds	Avg	Lg	TD	W/L	Score
09/04/94	at Miami	S	8	161	20.1	62t	2	L	35-39
11/03/96	Miami	S	5	135	27.0	84t	2	W	42-23
09/11/94	Buffalo	S	9	124	13.8	31	2	L	35-38
10/09/94	L.A. Raiders	S	9	123	13.7	26	0	L	17-21
11/27/94	at Indianapolis	S	12	119	9.9	16	0	W	12-10
09/18/94	at Cincinnati	S	8	108	13.5	23	0	W	31-28
10/31/93	at Indianapolis	p	6	108	18.0	45	0	L	6-9
09/03/95	Cleveland	S	9	106	11.8	19	0	W	17-14

GAMES AVERAGING OVER 20 YARDS PER CATCH

Date	Opponent	G	No	Yds	Avg	Lg	TD	W/L	Score
09/05/93	at Buffalo	p	1	54	54.0	54t	1	L	14-38
11/03/96	Miami	S	5	135	27.0	84t	2	W	42-23
10/17/93	Houston	p	3	68	22.7	39	0	L	14-28
12/26/93	Indianapolis	S	2	44	22.0	28	0	W	38-0
09/04/94	at Miami	S	8	161	20.1	62t	2	L	35-39

MULTIPLE TOUCHDOWN GAMES

Date	Opponent	G	No	Yds	Avg	Lg	TD	W/L	Score
11/26/95	at Buffalo	S	6	60	10.0	18	3	W	35-25
11/03/96	Miami	S	5	135	27.0	84t	2	W	42-23
12/16/95	at Pittsburgh	S	11	83	7.5	13	2	L	27-41
09/11/94	Buffalo	S	9	124	13.8	31	2	L	35-38
09/04/94	at Miami	S	8	161	20.1	62t	2	L	35-39
01/02/94	Miami	S	6	95	15.8	42	2	W	o33-27
10/10/93	at Phoenix	p	4	24	6.0	15	2	W	23-21

COATES' CAREER TOTALS VS. NFL

Team	G/S	No	Yds	Avg	Lg	TD	W-L
Arizona	3/1	10	85	8.5	15	3	2-1
Atlanta	2/1	2	7	3.5	4	0	0-2
Baltimore	1/1	7	83	11.9	23	1	1-0
Buffalo	12/6	45	548	12.2	54t	7	5-7
Carolina	1/1	4	41	10.3	17	0	0-1
Chicago	1/1	3	26	8.7	11	0	1-0
Cincinnati	4/2	12	140	11.7	23	1	2-2
Cleveland*	6/4	24	280	11.7	24	1	2-4
Dallas	1/1	0	0	0.0	0	0	0-1
Denver	4/2	12	132	11.0	25	0	0-4
Detroit	2/2	10	88	8.8	21	1	1-1
Green Bay*	2/2	12	154	12.8	26	1	1-1
Houston	2/0	3	68	22.7	39	0	1-1
Indianapolis	12/6	44	513	11.7	45	3	8-4
Jacksonville*	2/2	5	32	6.4	14	1	2-0
Kansas City	2/1	3	34	11.3	18	0	0-2
Miami	12/9	37	572	15.5	84t	8	3-9
Minnesota	2/1	11	91	8.3	18	0	2-0
N.Y. Giants	1/1	3	19	6.3	13t	1	1-0
N.Y. Jets	12/8	29	291	10.0	39	2	7-5
New Orleans	2/1	8	97	12.1	27	0	0-2
Oakland	1/1	9	123	13.7	26	0	0-1
Pittsburgh*	4/3	17	134	7.9	16	3	0-4
St. Louis	1/0	0	0	0.0	0	0	0-1
San Diego	2/2	8	93	11.6	22	0	2-0
San Francisco	2/2	10	117	11.7	31	1	0-2
Seattle	3/2	8	63	7.9	25	1	0-3
Washington	1/1	5	34	6.8	12	0	0-1

* denotes playoff games included




TOP TIGHT END TOTALS SINCE 1994

Ben Coates replaced two-time Pro Bowl tight end Marv Cook in 1994 and went on to set an NFL single-season reception record by a tight end with 96 receptions. His totals over the last three years are listed below among the leading tight end totals since 1994:

RECEPTIONS	YARDS	TOUCHDOWNS
Ben Coates242	Shannon Sharpe2828	Ben Coates22
Shannon Sharpe230	Ben Coates2771	Shannon Sharpe18
Wesley Walls156	Wesley Walls1813	Wesley Walls18
Brent Jones142	Brent Jones1693	Keith Jackson18
Tony McGee133	Tony McGee1692	Brent Jones13
Keith Jackson112	Keith Jackson1320	Troy Drayton10

59 TODD COLLINS



Linebacker

6-2 ★ 248 ★ 5th Year

Draft: 3a (64th) '92

Carson-Newman

Born: May 27, 1970

New Market, Tenn.

Transactions: Todd Collins was drafted by the Patriots after his junior year with their first of two selections in the third round of the 1992 NFL draft (64th player selected) ... signed by the Patriots on July 23, 1992 ... placed on injured reserve with a neck injury (10/16/92-11/13/92) ... placed on injured reserve with a knee injury on Nov. 15, 1994 for the remainder of the season ... became a restricted free agent on February 15, 1995 and re-signed with the Patriots on April 20, 1995 ... did not report to training camp and was placed on a reserved-

did not report list ... missed the entire 1995 season, but filed for reinstatement following the 1995 season ... became an unrestricted free agent after the 1996 season and re-signed with the Patriots on April 4, 1997.

Extra Points

- ★ Todd was named Tennessee's 'Mr. Football' in 1987, the same title won by his brother, Brent, in 1985.
- ★ That year he was rated the top prep prospect in the country and earned National Defensive Player of the Year honors from *USA Today*.
- ★ Todd returned to the starting lineup in 1996 and helped the Patriots to an AFC title after sitting out the entire 1995 season.

NFL Career GP/GS (regular season 49/28, postseason 3/3):

Collins returned to the Patriots in 1996 after spending the entire 1995 season away from football ... he has started 28 of 49 games during his NFL career and each of the three playoff games in 1996 ... his early development during his career was limited due to injuries ... when healthy, Collins has excelled ... began his career lined up inside in the Patriots' 3-4 defensive alignment along with former Patriot Vincent Brown ... moved to outside line-



backer upon his return in 1996 ... he emerged as a starter in 1993 and finished the season 92 tackles, a career-high, with a sack and an interception to his credit ... started the first seven games of the 1994 season prior to suffering a season-ending knee injury ... spent the 1995 offseason in Foxboro to rehabilitate the knee, but failed to report to the Patriots' training camp in July, leading to speculation that the three-year veteran was prepared to retire from the game ... after a one-year absence, Collins surprised his skeptics when he filed for reinstatement and his rights were returned to the Patriots for the 1996 season. **1996 (16/9, 3/3):** Completed an injury-free season, playing in every game at outside linebacker, including nine starts ... opened the season as a defensive substitute who came in during passing situations ... later platooned with Monty Brown at outside linebacker ... elevated to full-time status for the final month of the season and throughout the playoffs after Brown was sidelined for the season with an achilles injury at San Diego (12/1) ... finished the season ranked sixth on the team with 65 tackles, including 46 solos ... totaled 21 tackles in the postseason, third on the team ... started in the second game of the season at Buffalo (9/8) and recorded two solo tackles ... it was his first start since Nov. 13, 1994 vs. Minnesota ... did not start, but filled in for an injured Brown and grabbed the second interception of his career in a 31-0 shutout over Arizona (9/15) ... started the next two games for Brown, totaling six tackles in back-to-back victories over Jacksonville (9/22) and at Baltimore (10/6) ... platooned with Brown at outside linebacker for the next eight games, with three starts ... started vs. Denver (11/17) and led the team with a game-high 12 tackles (9 solos) ... saw reserve action in each of the next two games, vs. Indianapolis (11/24) and at San Diego (12/1), but returned to the starting lineup and led the team with six tackles vs. the Jets (12/8) ... recorded six tackles the following week at Dallas (12/15) and closed out the regular season with four tackles at the Giants (12/21) ... made his NFL postseason debut and totaled six tackles in a 28-6 victory over Pittsburgh (1/5/97) in the divisional playoff game ... led the team with nine stops in the Patriots' AFC Championship victory over Jacksonville (1/12/97) ... closed out the season with 37 tackles in the final six games, including postseason play. **1995 (0/0):** Did not report to training camp and was placed on the Patriots' reserved-did not report list. **1994 (7/7, 0/0):** Suffered a strained left knee in the final preseason game and missed the first three games of the regular season ... returned to the starting lineup to help the Patriots to a 23-17 victory at Detroit (9/25) ... started the next seven games before suffering ligament damage to his right knee vs. Minnesota (11/13), which sidelined him for the remainder of the year ... finished the year with 38 total tackles (26 solos) and one pass defended ... recorded seven tackles vs. Green Bay (10/2) and vs. Raiders (10/9) ... followed with a five-tackle outing at New York (10/16) before recording a career-high 14 tackles (10 solos) vs. Miami (10/30) ... his 14 tackles were the most by a Patriot in 1994 ... recorded three tackles at Cleveland (11/6) ... started vs. Minnesota (11/13) the following week, but sustained a season-ending knee injury. **1993 (16/12):** Started the final 12 games of the season at inside linebacker ... finished second on the team with 92 tackles, 57 solo stops including one quarterback sack – career highs in each category ... snared his first career interception off Seattle's Rick Mirer (9/19) and returned it 8 yards ... batted down two passes, forced and recovered one fumble ... added three special teams tackles ... recorded a career-high 13 tackles vs. Buffalo (11/7) to earn Miller Lite Player of the Game honors ... added a game-high 12-tackle performance in the season finale vs. Miami (1/2/94) ... forced a Roosevelt Potts fumble in a 38-0 shutout vs. Indianapolis (12/26) ... recovered a Tommy Vardell



fumble and returned it 2 yards in a 20-17 victory at Cleveland (12/19) ... totaled four tackles in his first career start in a 23-21 triumph at Phoenix (10/10) ... recorded his first career sack at Pittsburgh (12/5). **1992 (10/0):** Played in 10 games, seeing extensive duty on special teams ... tied for second on the team with 11 special teams tackles ... finished the season with only three defensive stops ... credited with two tackles at linebacker and recovered two fumbles on special teams at NY Jets (10/4) ... missed four games after being placed on injured reserve (10/16) because of a neck injury.

College: Selected first-team All-American by *The Poor Man's Guide to the NFL Draft* in 1991 ... as a senior, he recorded 119 tackles (66 solos), six sacks and 11 stops behind the line of scrimmage ... returned two interceptions for touchdowns and was credited with 16 quarterback pressures ... selected first-team All-American by *The NFL Draft Report* and was chosen Small College Underclassman of the Year in 1990 despite missing two games with a knee injury ... finished season with 65 tackles (19 solos), a fumble recovery and a pass deflection ... played in only five games after suffering a foot injury in the second game of the season as a sophomore ... in 1989, he notched 12 tackles (five solos), two sacks and a pass deflection ... enrolled at Georgia in 1988 but received a medical redshirt after breaking foot in fall drills ... transferred to Tennessee but suffered a separated shoulder ... left the Volunteers that fall and enrolled at Carson-Newman.

Personal: Todd Franklin Collins was born on May 27, 1970 in New Market, Tenn. ... was one of the most decorated athletes in the history of Jefferson County High in New Market, Tenn. ... earned *USA Today*, *SuperPrep* and *Parade Magazine* first-team All-American acclaim as a senior ... majored in psychology at Carson-Newman ... single.

TODD COLLINS' NFL STATISTICS

Regular Season Defensive Statistics

Year	Team	G/S	TT	UT	A	S-Yds	I-Yds	PD	FF	FR	SpT
1992	Patriots	10/0	3	3	0	0.0-0	0-0	0	0	2	11
1993	Patriots	16/12	92	57	35	1.0-10	1-8	2	1	1	3
1994	Patriots	7/7	38	26	12	0-0	0-0	1	0	0	0
1995	Patriots	Reserved List - Did Not Report									
1996	Patriots	16/9	65	46	19	0-0	1-7	3	0	0	1
Totals-4 years		49/28	198	132	66	1.0-10	2-15	6	1	3	15

Single-Game Regular Season Career Highs

Tackles – 14 vs. Miami (10/30/94)

Unassisted – 10 vs. Miami (10/30/94)

Assists – 4 (four times) Most recent vs. Jacksonville (9/22/96)

Postseason Defensive Statistics

Year	Team	G/S	TT	UT	A	S-Yds	I-Yds	PD	FF	FR	SpT
1996	Patriots	3/3	21	11	10	0-0	0-0	0	0	0	2

Single-Game Postseason Career Highs


Tackles – 9 vs. Jacksonville (1/12/97)

Unassisted – 5 vs. Jacksonville (1/12/97)

Assists – 4 vs. Jacksonville (1/12/97)



92 FERRIC COLLONS



Defensive End

6-6 * 285 * 4th Year

Trade (Green Bay) '95

California

Born: December 4, 1969

Scott AFB in Belleville, Ill.

(COLE-enz)

Transactions:

Ferric Collons was traded to New England from the Green Bay Packers for past consideration on August 26, 1995 ... signed an offer sheet with the Philadelphia Eagles on April 14, 1997 as a restricted free agent, but the offer was matched by the Patriots on April 18 ... he was originally signed by the L.A. Raiders as a rookie free agent in 1992 ... waived by the Raiders during their 1994 training camp ... was one of the first 10 players to sign with the Jacksonville Jaguars on December 15, 1994, but was waived by the Jaguars on May 1, 1995 ... claimed by the Atlanta Falcons off waivers (5/2/95) and later traded to the Packers on May 19, 1995.

Extra Points

- ★ Ferric earned some frequent flyer points during the summer of 1995, making stops with four NFL teams in four months between May 1 and August 26, 1995. His journey began in Jacksonville and included stops in Atlanta and Green Bay before he made his arrival and found a home in New England.
- ★ Ferric made his NFL debut in 1993 in a playoff game for the Raiders.

Pro Career GP/GS (regular season 31/9 postseason 4/3):

Collons was acquired by the Patriots via a trade (8/26/95) just prior to the final roster reduction in the preseason ... his trade to the Patriots was his fourth stop in as many months ... he came to the Patriots a relative unknown, but quickly made a name for himself in his first full-year of active duty ... he made an immediate impact upon his arrival, starting in just his fourth regular season game ... he has tremendous strength and agility and has provided the Patriots with a solid pass rush since joining the team in 1995. **1996 (15/5):** Saw reserve duty in each of the first 10 games of the season before moving into the starting lineup vs. Denver (11/17) ... started the final seven games of the year, including each of the Patriots' playoff games ... tallied 19 total stops, including half a sack, during the regular season ... added six tackles in the playoffs, including a sack on Brett Favre in Super Bowl XXXI (1/26/97) ... recorded three tackles (all solos) in the season opener at Miami (9/1), a regular season-high he would match three times during the year, at Indianapolis (10/20), at Dallas (12/15) and at the Giants (12/21) ... posted a career-high with four tackles vs. Green Bay in Super Bowl XXXI (1/26/97). **1995 (16/4):** Collons was acquired by the Patriots on Saturday, August 26 and still made his NFL regular season debut in the season opener just eight days later (9/3) ... played in every game, starting three games at left defensive end and another at right defensive end ... received most of his playing time on passing situations when he



lined up at defensive tackle and Chris Slade and Willie McGinest served as pass-rushing specialists in defensive end alignment ... Collons finished the season with four quarterback sacks, tied for second on the team with Slade and Vincent Brown ... totaled 21 tackles (18 solo) ... saw reserve action vs. Miami (9/10) and recorded his first two NFL tackles ... turned in an outstanding effort the following week at San Francisco (9/17) ... used primarily on passing downs, he recorded his first two NFL sacks and totaled four tackles ... started the following game at right defensive end vs. Atlanta (10/1) and registered two tackles ... registered his third sack of the season in a 27-14 victory over Buffalo (10/23) ... started three consecutive games at left defensive end at the Jets (11/5), at Miami (11/12) and vs. Indianapolis (11/19) ... recorded his fourth and final sack of the year in the season finale at Indianapolis (12/23). **1994 (0/0):** Out of football for the majority of season after being waived by the Raiders on Aug. 23 ... signed on with the Jaguars at the end of the season, but was later released on May 1, 1995. **1993 (0/0, 1/0-L.A. Raiders):** Spent season on Raiders roster but was inactive for all 16 regular season games ... saw action in divisional playoff contest at Buffalo (1/15/94). **1992 (0/0-L.A. Raiders):** Signed with the Raiders as a rookie free agent on July 13, but was later waived on September 1, 1992 ... re-signed to the practice squad the next day, where he spent the entire season.

College: Collons was a tremendous physical specimen, but his potential on the collegiate level was never exposed ... earned the Bob Simmons award for Cal's Most Valuable Freshman honors while redshirting in 1987 ... played sparingly in three games in 1988, but did not letter ... broke his hand during spring drills in 1989, which slowed his development and progress.

Personal: Ferric Jason Collons was born Dec. 4, 1969 on Scott Air Force Base in Bellville, Ill. ... he earned Superior California, all-city and Delta League honors as a two-way lineman at Jesuit High School in Sacramento, Calif. ... lettered four years in football and served as team captain his senior year ... set a school record for sacks that season ... lettered twice each in football, basketball and track ... played center for the basketball team and competed in the shot put and discus in track ... won sectional title in the shot put with a distance of 58'7" ... majored in criminal justice at California ... father is an industrial engineer and his mother is a teacher ... enjoys playing golf and bass fishing ... single.

FERRIC COLLONS' NFL STATISTICS

Regular Season Defensive Statistics

Year	Team	G/S	TT	UT	A	S-Yds	Int	PD	FF	FR	SpT
1992	Raiders	0/0	Practice Squad								
1993	Raiders	0/0	0	0	0	0.0- 0.0	0	0	0	0	0
1995	Patriots	16/4	21	18	3	4.0- 9.0	0	1	0	0	0
1996	Patriots	15/5	19	15	4	0.5- 3.5	0	1	1	0	0
Totals-4 years		31/9	40	33	7	4.5-12.5	0	2	1	0	0

Regular Season Single-Game Career Highs

Tackles – 4 at San Francisco (9/14/95)

Unassisted – 4 at San Francisco (9/14/95)

Sacks – 2 at San Francisco (9/14/95)

Postseason Defensive Statistics

Year	Team	G/S	TT	UT	A	S-Yds	Int	PD	FF	FR	SpT
1993	Raiders	1/0	0	0	0	0.0- 0.0	0	0	0	0	0
1996	Patriots	3/3	6	5	1	1.0-10.0	0	0	0	0	0
Totals-2 years		4/3	6	5	1	1.0-10.0	0	0	0	0	0



70 J.R. CONRAD

**Tackle / Guard****6-4 ★ 300 ★ 1st Year****Draft: 7b (247th) '96****Oklahoma '95****Born: February 2, 1974****Fairland, Okla.**

Transactions: J.R. Conrad was drafted by the Patriots in the seventh round (247th overall) of the 1996 NFL draft ... signed July 17, 1996 ... waived Aug. 25, 1996 ... re-signed to practice squad Aug. 27, 1996 ... signed as a free agent on Feb. 27, 1997.

Pro Career GP/GS (regular season 0/0 postseason 0/0): Conrad was drafted by the Patriots in the final round of the 1996 NFL draft, but was waived on the final cut-down date during the preseason ... re-signed two days later and spent his entire rookie season on the Patriots' practice squad.

College: Conrad was a versatile player at Oklahoma, having played center, left tackle and right tackle during his collegiate career ... bench presses 510 pounds and holds the Sooner record with a 1,055-pound squat. **1995:** Started the final nine games of the season at right tackle ... credited with 51 knockdown blocks on an offensive line which helped generate 4,093 yards in total offense (372.1 avg.) as a senior. **1994:** Shifted to his third position in as many years as he opened the season at right tackle and started every game ... helped pave the way for an offensive attack which averaged 182.2 yards rushing per game. **1993:** Played in every game, starting four at left tackle and one at center. **1992:** Started every game and earned freshman All-American honors for his performance at the pivot ... became the first true freshman in school history to debut as the team's starting center ... only had two fumbled center-to-quarterback exchanges all season.

Personal: James Robert Conrad was born the son of Priscilla Conrad on Feb. 2, 1974 in Fairland, Okla. ... he earned first-team all-state honors and was one of eight finalists for the Oklahoma Gatorade Circle of Champions Award as a senior at Fairland (Okla.) High ... rated the 15th best offensive lineman in the country and picked up all-Midland honors from *Super Prep Magazine* ... majored in social studies at Oklahoma ... J.R. and his wife Keisha were wed during the 1997 offseason.

Extra Points

- ★ J.R. was the first true freshman to ever start at center at the University of Oklahoma.
- ★ J.R. enjoys listening to alternative rock.
- ★ J.R. spent the 1996 season on the Patriots' practice squad after being drafted in the seventh round of the 1996 NFL draft.

VETERANS

THE NEWLYWED GAME

J.R. was one of five Patriot players to get married during the 1997 offseason. The others entering into matrimony were Troy Brown, Teddy Bruschi, Ray Lucas and Larry Whigham.



29 DERRICK CULLORS



Running Back

5-11 ★ 205 ★ 1st Year

Free Agent '96

Murray State (Ky.)

Born: December 26, 1972

Dallas, Texas

Transactions: Derrick Cullors was signed to the Patriots' practice squad as a free agent on Sept. 18, 1996 after his release from the Baltimore Ravens ... originally signed with the Ravens as a non-drafted free agent in 1996 ... signed with the Patriots as a free agent on Feb. 20, 1997.

NFL Career GP/GS (regular season 0/0, postseason 0/0): Cullors spent his entire rookie season on the Patriots' practice squad.

College: Played three seasons at Texas Christian before transferring to Murray State in 1995 ... started 12 of 42 games during his collegiate career and totaled 2,832 yards rushing and 24 touchdowns on 473 carries (6.0 avg.) ... added 694 yards and five touchdowns on 53 receptions and returned 28 kicks for 639 yards, including a 97-yard touchdown as a sophomore. **1995:** Rushed for a school record 1,745 and scored 16 touchdowns on 269 carries (6.6 avg.) as a senior at Murray State after transferring from Texas Christian ... earned All-Ohio Valley Conference Player of the Year honors ... rushed for over 200 yards in three games and finished second in the nation in rushing (160.45 ypg) and all-purpose yards (207.09 ypg) ... added 21 receptions for 312 yards and four touchdowns for a total of 20 touchdowns – a new single season school record ... finished third in the nation in scoring (10.91 ppg) among Division I-AA ranks. **1994:** Played in nine games as a reserve tailback at Texas Christian and carried the ball 27 times for 149 yards (5.5 avg.) ... caught seven passes for 71 yards. **1993:** Granted a medical redshirt after suffering ligament damage to his left ankle in the season opener. **1992:** Played in 10 games as a reserve tailback, finishing second on the team with 446 yards on 82 carries (5.4 avg.) ... caught four passes for 40 yards and returned nine kickoffs for 231 yards (25.7 avg.). **1991:** Played in 10 games as a true freshman and finished second on the team in rushing with 352 yards and seven touchdowns on 73 carries (4.8 avg.) ... his seven rushing touchdowns led the team ... caught 20 passes for 269 yards and a touchdown.

Personal: Derrick Shane Cullors was born the son of Cheryl Cullors on December 26, 1972 in Dallas, Texas ... appeared in just 11 games in two seasons at Lake Highlands (Texas) High, yet earned all-district and all-city honors after rushing for 1060 yards (9.7 avg.) and 14 touchdowns ... averaged 36.1 yards on 18 kickoff returns as a senior ... attended Sunset High in Dallas, Texas as a freshman and a sophomore ... majored in physical education.

Extra Points

- ★ Derrick rushed for 1,745 yards as a senior at Murray State and finished second in the nation in rushing (160.45 ypg) and all-purpose yards (207.09 ypg).
- ★ Derrick joined the Patriots after being released by the Baltimore Ravens. He was assigned to the Patriots' practice squad in 1996.



90 CHAD EATON



Defensive Tackle

6-5 ★ 300 ★ 1st Year

Free Agent '96

Washington State

Born: April 6, 1972

Exeter, N.H.

VETERANS

Transactions: Chad Eaton was signed by the Patriots and placed on their practice squad on Aug. 27, 1996 ... activated from practice squad on Nov. 28, 1996 ... originally drafted by the Arizona Cardinals in the seventh round (241st overall) of the 1995 NFL draft ... waived by the Cardinals and claimed by the Jets on Aug. 15, 1995 ... waived by the Jets Aug. 28, 1995 ... signed to the Cleveland Browns' practice squad Sept. 29, 1995 ... activated on Dec. 12, 1995 ... waived Aug. 19, 1996.

Pro Career GP/GS (regular season 4/0 postseason 3/0):

Eaton spent nearly his entire rookie season on the Browns' practice squad in 1995 before

being signed to the Patriots' practice squad in 1996 ... his patience paid off in 1996 when he was finally given the opportunity to perform during the Patriots' playoff drive in the final month of the season. **1996 (4/0, 3/0):** Eaton was activated from the Patriots' practice squad on Nov. 28, 1996 ... he played a key reserve role, rotating with Patriots starters Mark Wheeler and Pio Sagapolutele in each of the final four regular season games and three playoff games ... he contributed four tackles (3 solos), including a sack for 4 yards and batted down two passes at the line of scrimmage ... added three tackles, including half a sack, in the postseason ... made his NFL debut at San Diego (12/1) ... his first career tackle came on a 4-yard sack of quarterback Sean Salisbury in the fourth quarter of a lopsided 45-7 victory over the Chargers ... shot past All-Pro guard Nate Newton to drop Emmitt Smith for a 2-yard loss at Dallas (12/15) for his only tackle ... totaled two tackles, sharing a sack with Mike Jones, in the Patriots' 28-6 victory over Pittsburgh in the AFC divisional playoff game (1/5/97). **1995 (0/0):** Activated off the Browns practice squad for the final two games of the season, but was listed among the team's inactives prior to each of the final two games of the season.

College: Started 23 of 35 games at Washington State and totaled 146 tackles (104 solos) ... compiled 30.5 tackles for losses, including 11.5 sacks for -80 yards ... recovered three fumbles. **1994:** Earned first-team All-Pac-10 honors after starting every game and totaling 69 tackles and 4.5 sacks as a senior ... deflected two passes and blocked two kicks ... totaled five tackles, including half a sack in his final collegiate game, limiting Baylor to just three points in a 10-3 victory in the Alamo Bowl. **1993:** Earned second-team all-conference honors after starting

Extra Points

- ★ Chad was a college teammate of Drew Bledsoe at WSU, where he was coached by Andre Patterson. As a senior, he earned the Morris Trophy, awarded annually to the Pac-10's top defensive lineman.
- ★ Chad has a colorful personality, which received some recognition when he colored his hair silver in 1996.
- ★ He enjoys playing golf and writing poetry and has been very active in the community since joining the team.



every game and totaling 62 tackles and six sacks for the Cougars ... recovered a pair of fumbles and batted down a pass. **1992:** Played in every game, but did not start ... finished the season with 15 tackles and one sack. **1991:** Redshirted as a freshman.


Personal: Chad Eaton was born the son of Warren and Nancy Eaton on April 6, 1972 in Exeter, N.H. ... moved to Puyallup, Wash. at an early age ... attended Rogers High in Puyallup and earned first-team all-state honors as a two-way lineman ... selected as the prep lineman of the year by the Washington State Sportswriters Association as a senior ... earned league Most Valuable Offensive and Defensive Lineman accolades ... a blue chip selection by the *Seattle Times* and the *Tacoma New Tribune* ... majored in business administration at Washington State ... Chad and his wife Tina reside in Quincy, Mass.

CHAD EATON'S NFL STATISTICS**Regular Season Defensive Statistics**

Year Team	G/S	TT	UT	A	S-Yds	Int	PD	FF	FR	SpT
1995 Browns	0/0									
1996 Patriots	4/0	4	3	1	1-4	0	2	0	0	0
Totals-1 year	4/0	4	3	1	1-4	0	2	0	0	0

Postseason Defensive Statistics

Year Team	G/S	TT	UT	A	S-Yds	Int	PD	FF	FR	SpT
1996 Patriots	3/0	3	2	1	0.5-4.0	0	0	0	0	0

33 SAM GASH**Fullback****6-0 ★ 235 ★ 6th Year****Draft: 8 (205th) '92****Penn State****Born: March 7, 1969****Hendersonville, N.C.**

Transactions: Sam Gash was drafted by the Patriots with their second selection in the eighth round of the 1992 NFL draft (205th player selected) ... granted free agency on February 1, 1995 and signed with the Patriots on May 5, 1995.

NFL Career GP/GS (regular season 72/31, postseason 1/1):

Gash is a reliable rusher and receiver out of the backfield, but his greatest asset to the Patriots is his blocking ability – a job he takes great pride in ... not only is he a great lead blocker, but he also is one of the best in the league at picking up a blitz and protecting the quarterback ... in the last four years, the Patriots have only allowed 102 sacks – an average of 25.5 per season – which is among

Extra Points

- ★ Sam was voted the team's "Unsung Hero" in 1995 and 1996.
- ★ Sam was selected by his teammates as the team's player representative.
- ★ In 1987, Sam centered the Hendersonville High basketball team which won the North Carolina state title.
- ★ Sam finished 6th in the National TAC Junior Olympics when he was just 16 years old.
- ★ Sam enjoys reading inspirational books.



the lowest in the league. **1996 (14/9, 0/0):** Started nine of the first 14 games of the season before suffering a season-ending knee injury in the second half vs. the New York Jets (12/8) ... known league-wide for his powerful blocking and was voted first-alternate to the 1997 Pro Bowl ... finished the year with a career-high 33 receptions for 276 yards and two touchdowns, despite missing the final two games of the season ... his 33 receptions were tied for fifth on the team ... carried the ball just eight times for 15 yards ... was the team's starting fullback, but did not start in five of the first 14 games (at Miami, at Indianapolis, vs. Buffalo, vs. Miami and vs. the Jets) as a result of the offense opening in double tight end formations ... tied a single-game career high with five receptions for 35 yards (7.0 avg.) vs. Jacksonville (9/22) ... followed with four receptions for 26 yards and scored his first two-point conversion on a pass from Bledsoe vs. Baltimore (10/6) ... paved the way for Curtis Martin, who rushed for 164 yards on just 17 carries (9.6 avg.) vs. Washington (10/13) ... grabbed four passes for 31 yards (7.8 avg.) and neutralized a would-be tackler to spring Martin for the go-ahead touchdown with just 1:25 remaining in a 28-25 victory over Buffalo (10/27) ... recorded a single-game career high with 56 yards on four receptions (14.0 avg.), including a long of 28 yards, and helped Martin eclipse the 100-yard plateau for the second time with a 141-yard rushing effort vs. Indianapolis (11/24) ... had two receptions for 14 yards prior to sustaining his season-ending knee injury vs. the Jets (12/8) ... placed on injured reserve on Dec. 10, 1996. **1995 (15/12):** Started 12 of 15 games for the Patriots at fullback and helped Martin set a franchise rushing record with 1,487 yards and 14 touchdowns during his rookie campaign ... missed the Denver game (10/8) on the inactive list due to a toe injury ... played in every other game, but was not credited with three starts during the season (Cleveland, Carolina and at Indianapolis) due to opening the game in a two-tight end formations ... finished the year with a career high 26 receptions for 242 yards (9.3 avg.) and his first career touchdown ... added eight carries for 24 yards ... took a pass from Bledsoe in the season opener vs. Cleveland (9/3) and turned it into a career-long 30-yard reception ... scored his first career touchdown reception on a pass from Scott Zolak with just seven seconds remaining in the first half at Atlanta (10/1) ... it was the first touchdown reception of the season for the Patriots ... grabbed a career high with five receptions for 49 yards (9.8 avg.) in a 35-25 victory over the Buffalo Bills (11/26) ... carried the ball only eight times all season and did not receive his first rushing opportunity until the seventh game of the season vs. Buffalo (10/23). **1994 (13/6, 1/1):** Played in 13 games for the Patriots, starting six of the last seven contests ... started at Cleveland in the Patriots' playoff loss to the Browns (1/1/95) ... his only non-start during the Patriots' season-ending seven game win streak was at Buffalo (12/18), when the Patriots lined up in a two-tight end offense ... rushed for a career-high 56 yards on 15 carries in that game ... finished the year with 30 rushing attempts for 86 yards – 29 of those carries came in the final five weeks of the season ... recorded a career-high with four receptions for 32 yards in a 23-17 victory at Detroit (9/25) ... suffered a preseason hamstring injury and was reported among the Patriots' inactive before each of the first three games. **1993 (15/4):** Started four of the first five games at fullback ... sustained a knee injury in a 23-21 victory over Phoenix (10/10) and was listed inactive the following week vs. Houston (10/17) ... finished fourth on the squad in rushing with 149 yards on 48 carries and one touchdown ... added 14 receptions for 93 yards ... credited with two special teams tackles and two tackles after Patriot turnovers ... fumbled once all season ... selected by a local media panel as the Patriots Miller Lite Player of the Week in the season opener at Buffalo (9/5) when he rushed for a career-high 44 yards on 10 carries and grabbed three passes for 20 yards ... the first of those three receptions on the day was a 7-yard pass from Drew Bledsoe – the first completion of Bledsoe's career ... scored on a 4-yard touchdown run vs. Seattle (9/19). **1992 (15/0):** Played in 15 games during his rookie year, almost exclusively on special teams ... rushed for 7 yards on five carries and added three special teams tackles ... scored first career touchdown on a 1-yard plunge vs. Miami (12/27) ... recovered a fumbled punt vs. San Francisco (10/11).



College: Started at fullback at Penn State and served as offensive co-captain as a senior ... had a career-high 391 yards and three touchdowns on 87 carries in 1991 ... started every game at fullback as a junior and finished third on the team with 315 yards and five touchdowns on 95 carries ... added 13 receptions for 153 yards that year ... received a medical redshirt due to a fractured left fibula in 1989 ... was a goal-line specialist for the Nittany Lions as a sophomore and scored seven times inside the 10-yard line ... finished with 110 yards on 35 carries ... listed third on the depth chart as a freshman and finished the season with 19 yards on eight carries ... also contributed on special teams as a freshman.

Personal: Samuel Lee Gash, Jr. was born the son of Betty A. Gash on March 7, 1969 in Hendersonville, N.C. ... earned Adidas All-American and all-state first team honors at Hendersonville (N.C.) High ... rushed for 4,739 yards and 72 touchdowns during his prep career ... lettered four times in basketball and played center for a state title team in 1987 ... was president of the student body and a National Honor Society member ... earned his liberal arts degree from Penn State with an emphasis in speech communication, marketing and management ... Sam's cousin, Thane, was an All-American safety at East Tennessee State (1983-87) and played three seasons with the Cleveland Browns and two seasons for the San Francisco 49ers. His brother, Eric, played one season with the Redskins (1992) ... Sam and his wife, Kate, have two children – Samantha Leigh (3/12/94) and Samuel Kolby (12/6/96).

SAM GASH'S NFL STATISTICS

Regular Season

		Rushing						Receiving					
Year	Team	G/S	No	Yds	Avg	Lg	TD	No	Yds	Avg	Lg	TD	
1992	Patriots	15/0	5	7	1.4	4	1	-	-	-	-	-	
1993	Patriots	15/4	48	149	3.1	14	1	14	93	6.6	15	0	
1994	Patriots	13/6	30	86	2.9	10	0	9	61	6.8	19	0	
1995	Patriots	15/12	8	24	3.0	9	0	26	242	9.3	30	1	
1996	Patriots	14/9	8	15	1.9	3	0	33	276	8.4	28	2	
Totals-5 yrs		72/31	99	281	2.8	14	2	82	672	8.2	30	3	

Postseason

Year	Team	G/S	Rushing					Receiving				
			No	Yds	Avg	Lg	TD	No	Yds	Avg	Lg	TD
1994	Patriots	1/1	0	0	0.0	0	0	0	0	0.0	0	0
1996	Patriots	0/0	injured reserve (knee)									

Additional Statistics

Fumbles/Lost/Recovered – 1992 (0/0/2), 1993 (1/0/0), 1994 (1/0/1)

Miscellaneous Tackles – 1993 (2), 1995 (2)

Kickoff Returns – 1994 (1 for 9 yards)

Two-Point Conversion – 1996 (1)

Single-Game Career Highs

Rush Attempts – 15 at Buffalo (12/18/94)

Rushing Yards – 56 at Buffalo (12/18/94)

Longest Rush – 14 yards at Buffalo (9/5/93)

Touchdowns – 1 (twice) most recent vs. Seattle (9/19/93)

Receptions – 5 (twice) most recent vs. Jacksonville (9/22/96)

Receiving Yards– 56 vs. Indianapolis (11/24/96)

Longest Reception– 30 vs. Cleveland (9/3/95)


Touchdowns – 1 (3 times) most recent at San Diego (12/1/96)

PATRIOTS UNSUNG HERO

Patriots fullback Sam Gash was the recipient of the 1995 and 1996 Patriots Unsung Hero awards, given annually to the player whose contributions both on and off the field exceed all expectations. Players are nominated by their fans and peers.



67 MIKE GISLER



Center / Guard

6-4 ★ 300 ★ 5th Year

Free Agent '93

Houston

Born: August 26, 1969

Runge, Texas

(GEESE-ler)

VETERANS

Transactions: Mike Gislser signed with the Patriots as a free agent on March 3, 1993 ... originally drafted by the New Orleans Saints in the 11th round of the 1992 NFL draft (303rd player selected) ... signed by Saints on July 15, 1992 ... released August 31, 1992 and re-signed to practice squad (9/2/92) ... released by Saints (9/7/92) and signed by Houston to practice squad (9/9/92) ... granted free agency after 1992 season and signed with the Patriots (3/3/93) ... became a restricted free agent Feb. 17, 1996 and re-signed with the Patriots on May 20, 1996 ... waived Aug. 25, 1996, but re-signed with the Patriots on Sept. 10, 1996 ... became an unrestricted free agent on Feb. 14, 1997 and re-signed with the Patriots April 22, 1997.

Extra Points

- ★ Mike is a native of Runge, a small Texas town located between San Antonio and Corpus Christi in south Texas. His graduating class in 1986 consisted of 28 people.
- ★ In 1989, Mike protected Heisman Trophy winning quarterback Andre Ware at Houston.
- ★ Mike has returned three kick-offs for 28 yards in the past two seasons for the Patriots.

NFL Career GP/GS (regular season 57/5, postseason 3/0): Gislser has started five games at center during his professional career, but has also played guard for the Patriots ... he provides experience and quality depth to the offensive line ... he has also contributed on special teams, not only as a blocker in the Patriots' "wedge," but also as a return man ... he has returned three kickoffs for 28 yards in the past two years. **1996 (14/0, 3/0):** Re-signed with the Patriots after being released during the preseason ... saw only limited playing time on special teams, but was active for each of the team's remaining 17 games, including each of the Patriots' playoff games ... fielded the opening kickoff from his "wedge" position on the Patriots' kickoff return team and returned it 9 yards ... provided backup assurance for starting center Dave Wohlabaugh. **1995 (16/0):** Gislser played in every game on special teams and in some short yards situations ... early in the season, he reported as an eligible receiver when he lined up as a third tackle in short-yardage situations ... he returned two "squib kick" kick-offs for a total of 19 yards (9.5 yard average) ... he took his first career kickoff return for 11 yards vs. New Orleans (12/3) ... had another return opportunity two weeks later at Pittsburgh (12/16), which he returned for 8 yards ... he did not take any snaps from his more natural center or guard positions during the season. **1994 (15/5, 0/0):** Made the transition from guard to center during training camp and started five games for the Patriots in 1994 ... credited with his first career tackle after a turnover ... replaced Mike Arthur in the starting lineup in the fourth game of the season at Detroit (9/25) ... started the next four consecutive games vs. Green Bay (10/2), L.A. Raiders (10/9), at N.Y. Jets (10/16) and vs. Miami (10/30) ... the Patriots finished 2-3 during that



five-game stretch. **1993 (12/0):** Played in 12 games for the Patriots on special teams units and as a reserve offensive guard ... made his NFL debut in the third week of the season vs. Seattle (9/19) ... listed among the Patriots' inactives in two games, vs. Detroit (9/12) and vs. N.Y. Jets (11/28) ... did not see any action in two other games. **1992 (0/0):** Signed with Houston and placed on their practice squad after being released from the New Orleans Saints in training camp ... was not activated to Houston's roster, thus was not credited with a year of veteran experience.

College: A four-year letterman at Houston (1988-91) ... earned All-Southwestern Conference acclaim as a senior ... earned second-team all-conference honors as a sophomore and junior ... regarded as one of the best pass blockers in Houston's run-and-shoot offense ... provided the protection that allowed quarterbacks Andre Ware and David Klingler to set numerous NCAA passing records during Gisler's collegiate career ... played right guard throughout most of his career, but was versatile enough to play either guard or tackle position ... red-shirted as a freshman in 1987.

Personal: Michael Gisler was born on August 26, 1969 in Runge, Texas ... football and track star at Runge (Texas) High ... three-time all district offensive and defensive tackle ... three-time all-academic team ... student council president as a senior ... participated on the Runge debate team ... majored in construction management at Houston ... enjoys hunting and fishing ... Mike and his wife Lynn celebrated the birth of their first child, Jordan McKee Gisler on Feb. 7, 1996.

Additional Statistics

Miscellaneous Tackles – 1994 (1)

Kickoff Returns – 1995 (2 for 19 yards), 1996 (1 for 9 yards)

Fumbles/Lost – 1995 (1/1 after an 11-yard kickoff return)

88 TERRY GLENN



Wide Receiver

5-11 ★ 185 ★ 2nd Year

Draft: 1 (7th) '96

Ohio State

Born: July 23, 1974

Columbus, Ohio

Transactions: Terry Glenn was drafted in the first round (7th overall) in the 1996 NFL draft ... he was the second wide receiver selected in the draft after Keyshawn Johnson ... signed with the Patriots on July 12, 1996.

NFL Career GP/GS (regular season 15/15, postseason 3/3): Glenn missed the opening game of the 1996 season recovering from a hamstring injury which sidelined him during the entire preseason, yet started each of the remaining 18 games for the Patriots,

Extra Points

- ★ As a youngster, one of Glenn's first jobs was to sell sodas at Ohio State games.
- ★ Despite offers from other schools, the Columbus native elected to walk-on at OSU.
- ★ Terry caught nine passes for 253 yards and touchdowns of 75, 12, 36 and 61 yards in his third career start at Pittsburgh (9/23/95).



including each of the three playoff games ... despite missing the season opener, he still recorded a team-leading 90 receptions, which broke a 16-year NFL rookie receiving record of 83, set by San Francisco's Earl Cooper in 1980 ... completed his rookie season with 90 receptions for 1,132 yards (12.6 avg.) and six touchdowns, one of which was for a season-long of 37 yards ... his 90 receptions ranked second only to Carl Pickens' 100 catches in the AFC and ranked seventh overall ... his 1,132 yards ranked fifth in the AFC and 11th overall ... he finished as the runner-up for the Associated Press' Rookie of the Year honors, which was awarded to his former college teammate Eddie George (Houston Oilers) ... selected Rookie of the Year by *Sports Illustrated* and AFC Rookie of the Year by UPI ... one of three Patriots selected by Gordon Forbes for the USA Today All-Pro Team, joining tight end Ben Coates and linebacker Ted Johnson ... garnered first-team All-AFC honors from UPI and was a second alternate for the AFC in the 1997 Pro Bowl ... was a consensus All-Rookie Team selection by publications nationwide ... strained a hamstring muscle two days before the first preseason game (7/31) and missed the next five weeks rehabilitating, including the season opener at Miami (9/1) ... made his NFL debut in the second game of the season at Buffalo (9/8) and finished with a team-high six catches for 76 yards and a touchdown to earn Patriots' Miller Lite Player of the Game and Staples Star of the Game honors ... his first career reception came on a 9-yard pass from Drew Bledsoe in the second quarter ... his first career touchdown reception was made on a diving effort at the 1-yard line, which he then took into the end zone for a 37-yard touchdown ... it was also his longest reception of the season ... he led the team in receptions and receiving yardage in nine of 15 games during the regular season ... he eclipsed the 100-yard plateau twice; once vs. Miami (11/3) and then again in the season finale at the Giants (12/21) ... caught five passes for a game-high 66 yards in a 31-0 shutout victory over Arizona (9/15) ... caught a 23-yard pass off a flea-flicker to set up a 1-yard touchdown run by Curtis Martin ... led the team with six receptions (tied) for 89 yards in a 28-25 overtime victory vs. Jacksonville (9/22) ... caught a 32-yard pass to set up the game-winning field goal in overtime ... led the team with seven receptions for 84 yards vs. Washington (10/13), including a long of 33 yards, which he advanced to the 2-yard line to set up a Curtis Martin touchdown late in the fourth quarter ... caught his second touchdown pass of the season with an 8-yard connection from Bledsoe at Indianapolis (10/20) ... registered a season-high with 10 receptions for 112 yards vs. Miami (11/3) ... a 15-yard reception with :24 remaining in the first half led to a Martin 1-yard touchdown run to tie the game at 14 and led to a 42-23 victory over the Dolphins ... caught his third touchdown of the season on a 26-yard strike from Bledsoe and gained 26 yards on a reverse which led to another Martin 1-yard touchdown in a 31-27 victory over the Jets (11/10) ... suffered a concussion vs. Denver (11/17) and was forced to leave the game after catching just two passes for 22 yards ... recorded another game-high with seven catches for 82 yards and a touchdown vs. Indianapolis (11/24) ... earned Staples Star of the Game honors at San Diego

GLENN SHATTERS NFL ROOKIE RECEPTION RECORD

Terry Glenn missed the 1996 season opener, yet still broke an NFL rookie reception record which had stood for 16 seasons. The previous record of 83 receptions had been held by Earl Cooper, a FB-TE for the San Francisco 49ers. Glenn eclipsed the mark with eight receptions in the final week of the season at New York (Giants) to finish with 90 receptions for the season. The NFL's rookie reception leaders are listed below:

Rec	Player (Pos), Team	Year
90	Terry Glenn (WR), New England	1996
83	Earl Cooper (FB), San Francisco	1980
81	Keith Jackson (TE), Philadelphia	1988
75	Terry Kirby (RB), Miami	1993
72	Gary Clark (WR), Washington	1985
72	Bill Groman (WR), Houston	1960



(12/1) after grabbing five receptions for 53 yards, including an 8-yard touchdown ... set a new NFL rookie receiving record with his 66th reception of the season, surpassing Bill Brooks (1986) on the all-time list ... grabbed another team-high seven receptions for 66 yards vs. the Jets (12/8) ... had a game-high eight catches for 83 yards at Dallas (12/15) ... earned Miller Lite Player of the Game honors after setting an NFL rookie reception record with his 90th catch in the season finale at the Giants (12/21) ... closed out the regular season with a game-high eight catches for a season-high 124 yards (15.5 avg.) and a touchdown ... his 90 receptions ranks second on the Patriots' single-season reception list, trailing Ben Coates' 96 in 1994 ... led the team with 12 receptions for 164 yards (13.7 avg.) in the postseason ... blew past All-Pro cornerback Rod Woodson on the first play of the game and caught a career-long 53-yard pass from Bledsoe to set up a 2-yard touchdown run by Martin in the divisional playoff game vs. Pittsburgh (1/5/97) ... caught a team-high five receptions for 33 yards in the AFC Championship Game vs. Jacksonville (1/12/97) ... closed out his sensational rookie campaign with four receptions for 62 yards in Super Bowl XXXI vs. Green Bay (1/26/97).

College: As a sophomore in 1994, Glenn played behind two of the top college receivers in the nation; Joey Galloway (Seattle) and Chris Sanders (Houston), who were each drafted in the 1995 NFL draft ... in 1995, the junior wide out returned to accept the starting assignment and quickly established himself as one of the greatest Buckeye receivers of all-time. **1995:** Received the Fred Biletnikoff Award, given annually to the nation's top wide receiver ... selected first-team All-American by Associated Press, Football Writers Association, Walter Camp and *Football News* ... was a unanimous All-Big Ten receiver following his record-breaking performance ... set single-season reception records for Ohio State with 1,411 yards and 17 touchdowns, breaking the previous records of 1,127 yards and 11 touchdowns set by Cris Carter in 1986 and the 11 touchdowns by Joey Galloway in 1993 ... Glenn's 64 receptions ranks second in Buckeye history behind Carter's 69 receptions in 1986 ... his 22.0 yard average per catch is the highest for any player with more than 20 receptions in a season ... he added 33 yards on four carries (8.3 avg.) and 158 yards on eight kick-off returns (19.8 avg.) ... he started 12 of 13 games for the Buckeyes, missing the Minnesota (11/4) contest due to a shoulder separation ... also missed the second half of the Iowa (10/28) game due to a stomach virus ... set a single-game school record at Pittsburgh (9/23) when he caught nine passes for 253 yards (28.1 avg.) and four touchdowns ... he also had 17 yards rushing, 16 yards in punt returns and 29 yards on a kickoff return for a total of 315 all-purpose yards in a 54-14 trouncing of Pittsburgh. **1994:** Played in 10 games as a reserve flanker and totaled seven receptions for 110 yards (15.7 avg.). **1993:** Saw limited action in 10 games playing behind Chris Sanders at flanker ... missed the final two games of the season due to a knee injury ... finished the year with eight catches for 156 yards (19.5 avg.) and returned 10 kickoffs for 241 yards (24.1 avg.). **1992:** Joined the team as a walk-on and redshirted as a freshman ... earned a scholarship in spring drills the following season.

Personal: Terry Glenn was born on July 23, 1974 in Columbus, Ohio ... his mother, Denetta, was murdered when Terry was just 13 ... as a teenager, he was raised by Charles and Mary Henley of Columbus, Ohio – his legal guardians ... the Henley's son, June, was drafted by the Kansas City Chiefs in the 1996 NFL draft ... Glenn attended Brookhaven High in Columbus, where he lettered in football and basketball ... as team co-captain on the football team, he led Brookhaven to an 11-2 record and a chance to compete in the state playoffs as a senior and finished the year with 416 yards and four touchdowns with just 14 receptions (29.7 avg.) ... handled the team's kick return responsibilities and earned second-team all-district honors ... majored in history at Ohio State ... Terry celebrated the birth of his first child, Terry Jr., shortly after being drafted in 1996.



TERRY GLENN'S NFL STATISTICS

Regular Season Offensive Statistics

Year	G/S	Receiving					Rushing				
		No	Yds	Avg	Lg	TD	No	Yds	Avg	Lg	TD
1996	15/15	90	1132	12.6	37t	6	5	42	8.4	26	0

Postseason Offensive Statistics

Year	G/S	Receiving					Rushing				
		No	Yds	Avg	Lg	TD	No	Yds	Avg	Lg	TD
1996	3/3	12	169	14.1	53	0	0	0	0.0	0	0

Additional Statistics

Misc. Tackles – 1996 (3)

Fumbles/Lost/Recovered/Out of Bounds – 1996 (1/0/0/1)

Forced Fumbles – 1996 (1)

VETERANS

GLENN'S CAREER GAME-BY-GAME

Terry Glenn's 1996 Receiving Statistics

Date	Opponent	No	Yds	Avg	Lg	TD		
09/01	at Miami			inactive			L	10-24
09/08	at Buffalo	6	76	12.7	37t	1	L	10-17
09/15	Arizona	5	66	13.2	23	0	W	31-0
09/22	Jacksonville	6	89	14.8	32	0	W	28-25
10/06	at Baltimore	6	88	14.7	28	0	W	46-38
10/13	Washington	7	84	12.0	33	0	L	22-27
10/20	at Indianapolis	3	29	9.7	14	1	W	27-9
10/27	Buffalo	4	65	16.3	28	0	W	28-25
11/03	Miami	10	112	11.2	20	0	W	42-23
11/10	at New York Jets	6	83	13.8	28	1	W	31-27
11/17	Denver	2	22	11.0	12	0	L	8-34
11/24	Indianapolis	7	82	11.7	19	1	W	27-13
12/01	at San Diego	5	63	12.6	25	1	W	45-7
12/08	New York Jets	7	66	9.4	25	0	W	34-10
12/15	at Dallas	8	83	10.4	29	0	L	6-12
12/21	at NY Giants	8	124	15.5	31	1	W	23-22
1996 Totals		90	1132	12.6	37t	6	11-5	

TWO GRAND MILESTONES

In the first 36-years of the franchise, the Patriots have had eight 1,000-yard rushing seasons and four seasons with at least one 1,000-yard receiver, but never before had the franchise ever had a 1,000-yard rusher and a 1,000-yard receiver in the same season until Curtis Martin and Terry Glenn accomplished the feat this year.

GLENN PROVES TO BE A BIG CATCH

In his rookie season, Terry Glenn caught 13 passes of 25 yards or more. That ranked fourth in the NFL in 1996. The top five receivers with receptions of 25 yards or more are listed below:

25+ Yard Receptions	Player, Team
16	Jake Reed, Minnesota
14	Cris Carter, Minnesota
14	Michael Jackson, Baltimore
13	Terry Glenn, New England
13	Jimmy Smith, Jacksonville



MILESTONE TRIFECTA

Terry Glenn became just the 11th rookie receiver in NFL history to eclipse the 1,000-yard plateau. Former college teammate Joey Galloway was the 10th to qualify last year. His 124 yards receiving in the 1996 regular season finale put him just 1-yard ahead of Bill Brooks and into third place among all-time rookie receivers. The NFL's top 11 rookie receivers (by yardage) are listed below:

Year	Player, Team	No	Yds	Avg	Lg	TD
1960	Bill Groman, Houston	72	1472	20.5	92	12
1952	Bill Howton, Green Bay	53	1231	23.2	90	13
1996	Terry Glenn, Patriots	90	1132	12.6	37t	6
1986	Bill Brooks, Indianapolis	65	1131	17.4	84	8
1954	Harlon Hill, Chicago	45	1124	25.0	76	12
1961	Mike Ditka, Chicago	56	1076	19.2	76	12
1986	Ernest Givins, Houston	61	1062	17.4	60	3
1995	Joey Galloway, Seattle	67	1039	15.5	59t	7
1981	Cris Collinsworth, Cincy	67	1009	15.1	74	8
1965	Bob Hayes, Dallas	46	1003	21.8	82	12

MILESTONE TRIFECTA

The 1983 NFL draft will always be remembered as the year of the quarterback. The 1996 NFL draft may go down in history as the year of the receiver. The Patriots selected Terry Glenn with their first pick, the seventh overall selection. He was the second of five wide receivers taken in the first round. All five made positive contributions to their teams in the rookie year. Below is a statistical comparison of the five wide receivers drafted in the first round of the 1996 NFL draft:

Receivers	Drafted	No	Yds	Avg	Lg	TD
Terry Glenn	7th	90	1,132	12.6	37t	6
Marvin Harrison	19th	64	836	13.1	41	8
Keyshawn Johnson	1st	63	844	13.4	50	8
Eddie Kennison	18th	54	924	17.1	77t	9
Eric Moulds	24th	19	263	13.8	47	1

GLENN IS RUNNER-UP FOR ROOKIE OF THE YEAR HONORS

Terry Glenn finished second to former Ohio State teammate Eddie George in the Associated Press balloting for Offensive Rookie of the Year. Despite missing the season opener with a lingering hamstring injury, Glenn made his NFL debut in a starting role in the second week of the season and still set an NFL rookie reception record.

TERRY GLENN'S HONORS AND AWARDS


Terry Glenn's 1996 Honors

- *Sports Illustrated* Rookie of the Year
- UPI AFC Rookie of the Year
- Associated Press Rookie of the Year Runner-Up
- AFC Pro Bowl Second Alternate
- UPI All-AFC First Team
- *USA Today* All-Pro Team
- *College & Pro Football Newsweekly* All-Rookie Team
- *Football News* All-Rookie Team
- Miller Lite Player of the Game – Weeks 2 & 17
- Staples Star of the Game – Weeks 2 and 14





81 HASON GRAHAM



Wide Receiver

5-10 ★ 176 ★ 3rd Year

Rookie Free Agent '95

Georgia

Born: March 21, 1971

Decatur, Ga.

Transactions: Hason Graham signed with the Patriots as a rookie free agent on April 24, 1995.

NFL Career GP/GS (regular season 19/1, postseason 1/0): Graham has seen limited playing time in his first two seasons with the Patriots, totaling just 15 receptions for 220 yards (14.7 avg.) ... he has had impressive preseason performances in each of his first two professional seasons ...

caught a game-winning 67-yard touchdown reception in a preseason game vs. Minnesota (8/12/95) as a rookie and returned a kickoff 96 yards for a touchdown in a preseason matchup at Dallas (8/12/96) last year. **1996 (9/0, 1/0):** Received limited playing time at wide receiver in his second season ... played in nine regular season games and appeared in Super Bowl XXXI (1/26/97), but played almost exclusively on special teams ... appeared sparingly as the team's third or fourth receiver in long-yardage situations ... finished the season with five receptions for 64 yards (12.8 avg.) ... listed among the Patriots' inactives prior to games vs. Washington (10/13), at Indianapolis (10/20), vs. Denver (11/17) and in each of the team's final three regular season games and first two playoff games ... replaced Shawn Jefferson, who left the game with a concussion, in the season opener at Miami (9/1) and finished the game with two receptions for 32 yards (16.0 avg.), including a season-long of 23 yards ... caught one pass in each of the next two games; at Buffalo (9/8) and vs. Arizona (9/15) ... had his final catch of the season vs. Miami (11/3). **1995 (10/1):** Graham secured a place on the Patriots' roster in the second preseason game when he caught a short pass from Scott Zolak and accelerated through the secondary and down the sideline for a 67-yard touchdown reception to give the Patriots a 21-14 victory over the Vikings (8/12) ... he made his regular season NFL debut on special teams in a game at San Francisco (9/17) ... played in 10 games and made his first career start in the season finale at Indianapolis (12/23) ... finished the year with 10 receptions for 156 yards (15.6 avg.) and two touchdowns ... his first career reception was a 16-yard pass from Drew Bledsoe vs. Indianapolis (11/19) ... he shared team-high honors with three receptions for 66 yards (22.0 avg.) and scored the Patriots' only first half points in a 31-28 victory over the Jets (12/10) ... he followed that performance with three receptions for 24 yards at Pittsburgh (12/16), which earned him an opportunity to start in the season finale at Indianapolis, where he caught two passes for 45 yards, including his second touchdown of the season on a 31-yard pass from Bledsoe.

College: Finished his Georgia career with 95 receptions for 1,834 yards (19.3 avg.) and 16 touchdowns ... 16 TD receptions tied a school record ... added 22 kick returns for 381 yards (17.3 avg.) ... finished second on the team with 46 catches for 881 yards (19.2 avg.) and nine

Extra Points

- ★ Hason enjoys working with youth organizations.
- ★ Hason played WR, RB, KR and PR at S.W DeKalb (Ga.) High and scored a school record 33 touchdowns during his prep career.
- ★ Hason enjoys fishing during the offseason.

VETERANS



touchdowns as a senior in 1994 ... 881 yards ranked second in school history ... earned second-team All-SEC honors from *Football News* ... had at least one touchdown in six different games ... grabbed six passes for 188 yards with 77-yard and 63-yard scores in a 24-21 victory over South Carolina ... recorded 36 receptions for 699 yards (19.4 avg.) and five touchdowns as a junior (1993), despite starting in only four games ... played in every game in 1992 and caught 13 passes for 254 yards and two touchdowns after transferring to Georgia from Hinds (Raymond, Miss.) C.C. following his freshman year.

Personal: Hason Aaron Graham was born in Decatur, Ga. on March 21, 1971 ... earned all-state honors at S.W. DeKalb (Decatur, Ga.) High in 1990 ... scored 33 touchdowns during his prep career, a school record ... team finished 13-1 his senior year ... played receiver, running back, kick returner and punt returner ... majored in recreation and leisure studies at Georgia ... single.

HASON GRAHAM'S NFL STATISTICS

Regular Season Receiving Statistics

Year	Team	G/S	No	Yds	Avg	Lg	TD
1995	Patriots	10/1	10	156	15.6	37t	2
1996	Patriots	9/0	5	64	12.8	23	0
Totals-2 years		19/1	15	220	14.7	37t	2

Additional Statistics

Misc. Tackles – 1995 (1)

Single-Game Career Highs

Receptions – 3 (twice) Most recent at Pittsburgh (12/16/95)

Yards – 66 vs New York Jets (12/10/95)

Average – 22.5 (2 for 45 yds.) at Indianapolis (12/23/95)

Longest – 37t vs New York Jets (12/10/95)

TDs – 1 (twice) Most recent at Indianapolis (12/23/95)

Postseason Receiving Statistics

Year	Team	G/S	No	Yds	Avg	Lg	TD
1996	Patriots	1/0	0	0	0.0	0	0

34 RUPERT GRANT



Fullback

6-1 ★ 235 ★ 3rd Year

Rookie Free Agent '95

Howard

Born: November 5, 1973

Washington, D.C.

Transactions: Signed with the Patriots as a rookie free agent on April 24, 1995 ... waived on Oct. 25, 1995 and re-signed to the Patriots' practice squad the following day (10/26/95) ... activated from the practice squad on Dec. 19, 1995 ... placed on injured reserve list (7/22/96).

NFL Career GP/GS (regular season 7/1, postseason 0/0):

Grant was one of five non-drafted rookies to find a place on the Patriots' 1995 roster and remains one of two survivors from that rookie class (along with Hason

Extra Points

- ★ Rupert likes to entertain by dee-jaying his Reggae music.
- ★ Rupert enjoys playing video games.
- ★ When at home, Rupert likes to play dominoes with his father and spend time with family and friends.



Graham) ... he has good size and strength and is a physical blocking back. **1996 (0/0, 0/0):** Suffered a season-ending knee injury on the second day of training camp ... placed on injured reserve on July 22 and missed the entire 1996 campaign. **1995 (7/1):** Opened the season on the Patriots' active roster and played in six of the first seven games of the season ... started one game vs. Denver (10/8), filling in for Sam Gash who missed the game due to a toe injury ... he was waived mid-season and re-signed to the team's practice squad ... spent the next eight weeks on the practice squad, but was activated and played in the final game at Indianapolis (12/23) ... finished his rookie campaign with just one carry for 4 yards (vs. Denver 10/8) and returned a kickoff for 7 yards (at Atlanta 10/1).

College: Completed his collegiate career with 1,731 yards rushing on 364 carries (4.8 avg.) ... added 597 yards on 49 receptions (12.2 avg.) ... scored 30 touchdowns in four years, 27 rushing and three receiving ... twice tied the school record for touchdowns in a game with four ... played in seven games as a senior and finished second on the team with 426 yards rushing on 92 attempts ... was on the receiving end of 12 passes for 129 yards ... earned All-Mid Eastern Athletic Conference first-team honors as a junior when he led the team with 680 yards and 18 rushing touchdowns on 141 carries (4.8 avg.) ... he was also a good receiver out of the backfield, finishing the season with 22 receptions for 311 yards (14.1 avg.) and two touchdowns ... in 1992, he ranked third on the team with 347 yards and four touchdowns on 78 carries (4.4 avg.) as a sophomore ... added seven receptions for 64 yards (9.1 avg.) ... led the team in rushing with 278 yards and three touchdowns on 53 carries (5.2 avg.) as a freshman in 1991 ... scored his first career touchdown on a 44-yard reception in a 62-0 thrashing of Fayetteville State.

Personal: Rupert Grant, Jr. was born the son of Rupert and Gloria Grant on November 5, 1973 in Washington, D.C. ... he attended Coolidge High in Washington, D.C. and starred in football ... majored in accounting at Howard ... single.

RUPERT GRANT'S NFL STATISTICS

Regular Season

Year	Team	G/S	Receiving					Kickoff Returns				
			No	Yds	Avg	Lg	TD	No	Yds	Avg	Lg	TD
1995	Patriots	7/1	1	4	4.0	4	0	1	7	7.0	7	0
1996	Patriots	0/0	injured reserve									

Additional Statistics

Fumbles Recovered – 1995 (1)

35 MARRIO GRIER



Fullback / Running Back

5-10 ★ 229 ★ 2nd Year

Draft: 6b (195th) '96

Tennessee-Chattanooga

Born: December 5, 1971

Charlotte, N.C.

(MAR - ee - o)

Transactions: Marrio Grier was drafted in the sixth round (195th overall) of the 1996 NFL draft ... the pick was obtained from Detroit along with a third (Tedy Bruschi - 86th overall) and a fourth (Chris Sullivan - 119th overall) in exchange for the Patriots' third round pick (76th overall) ... signed with the Patriots July 9, 1996.

**NFL Career GP/GS (regular season 16/0, postseason 3/0):**

Grier played in every game during his rookie campaign, contributing on special teams and in reserve duty to spell Patriots Pro Bowl running back Curtis Martin ... finished third on the team in rushing with 105 yards and a touchdown on 27 carries (3.9 avg.) ... added one reception for 8 yards ... was one of five Patriots to total double-digit special teams tackles (12) and recovered a fumble on a special teams coverage play ... relieved Martin for a series vs. Arizona and rushed five times for 28 yards (5.6 avg.) ... had three carries for 35 yards (11.7 avg.) vs. Indianapolis (11/24) ... carried the ball 12 times for 23 yards (1.9 avg.) the following week in a 45-7 victory at San Diego (12/1) ... scored his first career touchdown from 1-yard out in a 34-10 victory over the Jets (12/8) and finished the game with 19 yards on seven carries ... added 7 yards on five carries in the Patriots' divisional playoff victory over the Pittsburgh Steelers (1/5/97).

Extra Points

- ★ Marrio is a distant relative of Darius Rucker of "Hootie and the Blowfish."
- ★ Grier has been nicknamed "Super Marrio."
- ★ Marrio enjoys playing golf during his leisure time.
- ★ Marrio scored 18 TDs as a senior in high school.

College: Grier was originally recruited to Clemson, but transferred to Tennessee-Chattanooga in 1993 ... rushed for 1,410 yards and 11 touchdowns on 304 carries (4.6 avg.) during his collegiate career ... added 427 yards on 57 receptions. **1995:** Started every game for the Moccasins and led the team with 743 yards rushing and seven touchdowns on 161 carries (4.6 avg.) ... finished third on the team with 26 receptions for 192 yards (7.4 avg.) and two touchdowns. **1994:** Started every game and led the team in rushing with 544 yards and two touchdowns on 111 carries (4.9 avg.) ... added 28 receptions for 204 yards and a touchdown ... returned seven kickoffs for 82 yards (11.7 avg.). **1993:** Saw limited playing time in four games during his first year with UTC ... picked up 38 yards on seven carries (5.4 avg.). **1992:** Played in 11 games at Clemson, starting at fullback vs. Florida State and Ball State ... picked up 85 yards and a pair of touchdowns on 25 carries as a red-shirt freshman. **1991:** Redshirted as a freshman. **1990:** Signed a letter of intent at Clemson, but attended Valley Forge Prep instead.

Personal: Marrio Darnell Grier was born on December 5, 1971 in Charlotte, N.C. ... earned third-team All-American acclaim by *Blue Chip Magazine* as a senior at Independence High in Charlotte, N.C. ... also earned first-team all-conference honors that year after rushing for 960 yards and 15 touchdowns ... played in the 1989 Shrine game ... rushed for 2,712 yards and 42 touchdowns during a standout three-year prep career ... lettered and earned both all-county and all-conference honors in football and track ... majored in industrial education at Tennessee-Chattanooga ... single.

MARRIO GRIER'S NFL STATISTICS**Regular Season Offensive Statistics**

Year	Team	G/S	Rushing					Receiving				
			No	Yds	Avg	Lg	TD	No	Yds	Avg	Lg	TD
1996	Patriots	16/0	27	105	3.9	26	1	1	8	8.0	8	0

Additional Statistics

Special Teams Tackles – 1996 (12)

Special Teams Fumbles Recovered – 1996 (1)

Passing – 1996 (0 for 1)

Single-Game Career Highs

Rushing Attempts – 12 at San Diego (12/1/96)

Rushing Yards – 35 vs. Indianapolis (11/24/96)

Postseason Offensive Statistics

Year	Team	G/S	Rushing					Receiving				
			No	Yds	Avg	Lg	TD	No	Yds	Avg	Lg	TD
1996	Patriots	3/0	5	7	1.4	4	0	0	0	0.0	0	0



31 JIMMY HITCHCOCK



Cornerback

5-10 ★ 188 ★ 3rd Year

Draft: 3b (88th) '95

North Carolina

Born: November 9, 1970

Concord, N.C.

VETERANS

Transactions: Jimmy Hitchcock was drafted by the Patriots with their own selection in the third round (88th overall) of the 1995 NFL draft.

NFL Career GP/GS (regular season 21/5, postseason 0/0): In two NFL seasons, Hitchcock gained valuable experience in reserve duty, totaling 31 tackles and two interceptions. **1996 (13/5, 0/0):** Started five of 13 games for the Patriots and finished the year with 32 tackles (27 solos),

six passes defended, including two interceptions and four special teams tackles ... opened the season as the team's nickel back on passing downs and contributed on special teams ... intercepted the first pass of his career vs. Jacksonville (9/22) and returned it 14 yards ... set a career-high with seven solo tackles at Baltimore (10/6) and deflected one pass attempt ... made his NFL starting debut at right cornerback the following week vs. Washington (10/13), replacing an injured Ricky Reynolds, and made two defensive stops ... started again two weeks later vs. Buffalo (10/27), the first of four consecutive starts, and made three hits ... tied his career high with seven tackles and two passes defended, including his second career interception, vs. Miami (11/3) ... started the next two games, at the Jets (11/10) and vs. Denver (11/17), before returning to his nickel back role at Indianapolis (11/24) ... listed among the Patriots' inactives at San Diego (12/1), at Dallas (12/15) and at the Giants (12/21) and was among the inactives for each of the Patriots' playoff games. **1995 (8/0):** Played in eight games for the Patriots and finished the season with four defensive tackles and four special teams stops ... listed among the Patriots' inactives prior to eight games, including the first three games of the season ... made his NFL debut in the fourth game of the season at Atlanta (10/1) and was used as the sixth defensive back in defensive schemes designed to stop the Falcons' Red Gun offense ... recorded his first NFL stop vs. Buffalo (10/23) ... was also active in games at Kansas City (10/15), vs. Carolina (10/29), at Miami (11/12), at Buffalo (11/26), at Pittsburgh (12/16) and at Indianapolis (12/23).

College: Hitchcock was the top rated cornerback in the 1995 NFL draft by *The Sporting News'* draft expert Joel Buschbaum and by *The NFL Draft Report* ... he slid to the Patriots' pick with the 88th overall selection in the draft due to some medical concerns resulting from injuries suffered eight years prior ... began his collegiate career at free safety and made the transition to cornerback during his junior season in 1993 ... finished his career with 143 total tackles (94 solos) and 16 pass deflections ... started 18 of the 39 games he played in at North Carolina ... played in only six games as a senior after missing the first

Extra Points

- ★ Jimmy has a profound interest in Nubian art and culture.
- ★ In two seasons as a prep QB, Jimmy threw for 2,936 yards and 31 TD and rushed for another 1,840 yards and 25 TDs at Concord (N.C.) High.



three games due to a preseason forearm fracture and the season finale due to a fractured thumb ... registered 27 tackles (18 solos) with a sack and four tackles for losses in six starts ... finished fifth on the team with 78 tackles (53 solos) and added seven pass deflections as a junior ... caused two fumbles and recovered another ... made the transition from free safety to weakside cornerback ... registered a career-high 14 tackles, forced a fumble, deflected two passes and returned a kick 36 yards vs. Virginia (10/23) ... redshirted as a freshman.

Personal: Jimmy Davis Hitchcock, Jr. was born on November 9, 1970 in Concord, N.C. ... he attended Concord (N.C.) High and earned team MVP honors in football and track ... threw for 2,936 yards and 31 touchdowns and rushed for 1,840 yards and 25 touchdowns in his final two seasons as a quarterback ... selected to the All-Piedmont Team and earned "Top 25" billing from the *Charlotte Observer* ... a prep "Top 15" selection by the Raleigh News and Observer as a senior ... recorded 72 tackles, recovered four fumbles and intercepted six passes as a defensive back his sophomore season ... starred in the triple jump and the long jump events in track ... majored in communications at North Carolina ... single.

JIMMY HITCHCOCK'S NFL STATISTICS

Regular Season Defensive Statistics

Year Team	G/S	TT	UT	A	S	I-Yds	PD	FF	FR	SpT
1995 Patriots	8/0	4	4	0	0	0-0	0	0	0	4
1996 Patriots	13/5	32	27	5	0	2-14	6	0	0	4
Totals-2 years	21/5	36	31	5	0	2-14	6	0	0	8

Postseason Defensive Statistics

Year Team	G/S	TT	UT	A	S	I-Yds	PD	FF	FR	SpT
1996 Patriots	0/0	0	0	0	0	0-0	0	0	0	0

63 HEATH IRWIN



Guard

6-4 ★ 300 ★ 2nd Year

Draft: 4a (101st) '96

Colorado

Born: June 27, 1973

Boulder, Colo.

Transactions: Heath Irwin was drafted by the Patriots in the fourth round (101st overall), the first of three fourth round picks by the Patriots in the 1996 NFL draft ... signed with the Patriots July 17, 1996.

NFL Career GP/GS (regular season 0/0, postseason 0/0):

Irwin gained valuable experience backing up veteran left guard William Roberts during his rookie campaign, but did not see any playing time ... he was listed among the team's inactives prior to every regular season and playoff game.

College: Irwin was a three-

Extra Points

- ★ Heath is the nephew of Hale Irwin, the PGA great.
- ★ Heath's father, Phil, was a standout linebacker at Colorado (1968-70) and was the first CU athlete to appear on the cover of *Sports Illustrated* (following an upset victory over Penn State in 1970).
- ★ Heath was a part of an offensive line which helped pave the way for Rashaan Salaam's Heisman Trophy winning performance in 1994.



year letterman at Colorado (1993-95) ... started the last three seasons at left guard for Colorado. **1995:** Earned first-team All-American honors by Associated Press and received honorable mention recognition from UPI ... also a first-team all-conference selection ... also received the Trainers' Inspiration Award ... participated in 742 plays, more than any other player on the team, and did not get called for a penalty or allow a sack ... started every game at left guard and saw action on CU's defensive line in goal-line situations (six plays) ... became the first Colorado offensive lineman to score in 25 yards when he recovered a fumble in the end zone vs. Nebraska (10/28). **1994:** Earned honorable mention All-American recognition and second-team all-conference honors as a junior ... started every game, including the Fiesta Bowl, at left guard ... participated in 721 plays from scrimmage (third on the team) ... allowed just two pressures and one sack all season ... helped pave the way for an offensive unit which set a school record by gaining 5,448 net yards. **1993:** Started all 12 game at left guard and allowed only one sack ... led the team with 808 plays and finished the year with nine pancake blocks and 11 touchdown blocks. **1992:** Plans for a redshirt season were cancelled after six games when injuries at the guard position forced Irwin into active duty ... played in the final five games of the season, but did not receive enough playing time to earn a letter.

Personal: Heath Irwin was born June 27, 1973 in Boulder, Colo. ... father, Phil, was a standout linebacker at Colorado (1968-70) ... uncle, Hale, was an All-American defensive back at Colorado (1964-66) and was the 1967 NCAA golf champion ... Heath attended Boulder (Colo.) High where he earned first-team All-American honors from *Super Prep and Tom Lemming's Prep Football Report* as a senior ... also earned all-state, all-county and all-conference honors playing offensive guard and defensive tackle ... lettered in track, competing in the shot put and discuss ... majored in sociology at Colorado and earned "academic starters" honors ... Heath and his wife Molly reside in Franklin, Mass.

VETERANS

21 STEVE ISRAEL



Cornerback

5-11 ★ 194 ★ 5th Year

UFA (San Francisco) '97

Pittsburgh

Born: March 16, 1969

Lawnsdale, N.J.

Transactions: Steve Israel signed with the Patriots as an unrestricted free agent from San Francisco on March 24, 1997 ... originally drafted by the L.A. Rams in the second round (30th pick overall) of the 1992 NFL draft ... signed with Rams on Aug. 23, 1992 ... claimed off waivers by the Green Bay Packers (8/7/95), then released Aug. 25 ... signed with the 49ers on Oct. 3, 1995.

NFL Career GP/GS (regular season 64/18, postseason 2/0): Israel possesses tremendous speed and is a quality cover man ... he played two

Extra Points

- ★ Steve participated in the **NFL's Fastest Man Competition in 1993.** While at Pitt, he was clocked running a 4.26 in the 40.
- ★ Steve played two seasons in San Francisco (1995-96) for then defensive coordinator Pete Carroll.
- ★ Steve is a devout Christian.



seasons with the 49ers under the tutelage of defensive coordinator Pete Carroll and was brought to New England to compete as a starter at cornerback ... in five NFL seasons, Israel has started 18 of 64 games and compiled 111 career tackles. **1996 (14/2, 2/0 - San Francisco):** Israel saw extensive playing time as the 49ers' nickel back and finished the season with a career-high 40 tackles (36 solos) ... knocked away seven passes and grabbed his first career interception ... listed among the 49ers inactives at Houston (10/27) and at New Orleans (11/3) due to injury ... recorded three solo stops and recovered a fumble vs. Baltimore (11/17) ... made a season-high six hits at Pittsburgh (12/15). **1995 (8/0, 0/0 - San Francisco):** Signed with the 49ers as a free agent (10/3) and contributed extensively on special teams ... received limited playing time in the 49ers secondary ... finished the season with just one defensive stop ... made his 49ers debut on special teams at Indianapolis (10/15) ... listed among the 49ers inactives vs. New Orleans (10/29), vs. Carolina (11/5), vs. St. Louis (11/26) and in the NFC divisional playoff game (1/6/96) ... credited with a special teams tackle at Dallas (11/12) ... recorded two defensive stops at Miami (11/20) ... registered a special teams tackle vs. Buffalo (12/3), Carolina (12/10) and had two hits vs. Minnesota (12/18). **1994 (10/2 - L.A. Rams):** Opened the season as the Rams' starting right corner, but suffered a knee injury in the second game of the season and missed the next four weeks ... he was off to best start of his career before the injury, totaling 17 tackles in the first two games ... registered a career-high with nine tackles in the season opener vs. Arizona (9/4) ... posted eight solos stops the following week at Atlanta (9/11) ... missed the next four games due to injury and returned to action as a reserve ... finished the year with 22 solo tackles and three passes defended. **1993 (16/12 - L.A. Rams):** Moved into the starting lineup for the final 11 games of the season and compiled single-season career-highs with 35 defensive stops and 12 passes defended ... recorded a season-high with five tackles vs. Cleveland (12/26). **1992 (16/2 - L.A. Rams):** Played in every game as a rookie, including two starts ... used primarily on special teams and as an extra back in nickel coverages ... started two games in nickel coverage, both against Atlanta's run-and-shoot offense ... finished his rookie campaign with 27 total tackles (25 solos).

College: Israel was a second-team All-American and first-team All-Big East selection as a senior at Pitt ... intercepted six passes and was credited with 11 pass deflections as a senior ... averaged 24.0 yards per return on 24 kickoffs ... missed 13 games during the 1989-90 seasons due to a right knee injury.

Personal: Steven Douglas Israel was born March 16, 1969 in Lawnside, N.J. ... attended Haddon Heights (N.J.) High and lettered in football (3 years), basketball (2) and track (2) ... rushed for 800 yards and 13 TDs and caught 27 passes for 486 yards as a senior to earn all-state and All-Deleware Valley honors ... graduated from Pittsburgh with a degree in economics ... Steve and his wife, Lorae, have two daughters, Averi Lorae (11/1/91) and Ashley Shardae (4/8/95).

STEVE ISRAEL'S NFL STATISTICS

Regular Season Defensive Statistics

Year Team	G/S	TT	UT	A	S-Yds	I-Yds	PD	FF	FR	SpT
1992 Rams	16/2	27	25	2	0-0	0-0	0	0	0	7
1993 Rams	16/12	35	31	4	0-0	0-0	12	0	0	3
1994 Rams	10/2	22	22	0	0-0	0-0	3	0	0	4
1995 49ers	8/0	8	7	1	0-0	0-0	0	0	0	7
1996 49ers	14/2	40	36	4	0-0	1-3	7	0	1	8
Totals - 5 years	64/18	132	121	11	0-0	1-3	22	0	1	29

Additional Statistics

Kickoff Returns – 1992 (1 for -3 yards), 1993 (5 for 92 yards)

Postseason Defensive Statistics

Year Team	G/S	TT	UT	A	S-Yds	I-Yds	PD	FF	FR	SpT
1995 49ers	0/0				inactive					
1996 49ers	2/0	3	3	0	0-0	0-0	0	0	0	1


Regular Season Single-Game Career Highs

Total Tackles – 9 vs. Arizona (9/4/94)

Solo Tackles – 8 at Atlanta (9/11/94)



84 SHAWN JEFFERSON



Wide Receiver

5-11 ★ 180 ★ 7th Year

Free Agent '96

Central Florida

Born: February 22, 1969

Jacksonville, Fla.

VETERANS

Transactions:

Shawn Jefferson signed with the Patriots on March 14, 1995 as a veteran free agent after his release from the San Diego Chargers ... he was originally drafted by the Houston Oilers in the ninth round (240th pick overall) in the 1991 NFL draft ... signed with the Oilers on July 15, 1991 ... packaged in a trade along with a first-round draft choice in 1992 (Chris Mims) to San Diego in exchange for DL Lee Williams (8/22/91) ... granted restricted free agency on March 1, 1993 and re-signed by the Chargers on July 15, 1993 ... granted free agency on February 17, 1994 and re-signed on July 15, 1994 ... Chargers released his rights (along with Natrone Means) to free room under the salary cap when they signed free agent defensive end Marco Coleman.

Extra Points

- ★ Shawn is a deep-threat receiver. Last year, he led the Patriots with a 16.1-yard average per reception, ninth in the league and the most by a Patriot receiver since 1991.
- ★ Shawn is a member of "Ducks Unlimited" and a strong supporter of land conservation.
- ★ Shawn is also an avid duck hunter and skeet shooter.

NFL Career GP/GS (regular season 95/54, postseason 9/7):

Jefferson is one of the fastest players in the NFL and helped form one of the most dangerous receiving tandems in the NFL when he joined the Patriots last year and started opposite Terry Glenn ... Jefferson enters the 1997 season with 212 career receptions for 2,912 yards (13.7 avg.) and 14 touchdowns. **1996 (15/15, 3/3):** Made an immediate impact at wide receiver for the Patriots, stepping into the starting lineup in his Patriots debut and starting 18 of the 19 games, including each of the team's three playoff games ... missed the second game of the season at Buffalo (9/8) after suffering a concussion in the season opener at Miami (9/1) ... snapped his streak of consecutive games played at 81 ... had a career-year with the Patriots, eclipsing his own single-season totals in every receiving category ... finished the year with 50 receptions for 771 yards (15.4 avg.) and four touchdowns ... added one rush for 6 yards ... his 50 receptions ranked third on the team, while his 771 yards finished second ... added 10 receptions in the playoffs and tied for third along with Ben Coates ... he led the team in receptions in two games and in receiving yardage in five games ... opened the season with five catches for 48 yards at Miami before being forced from the game with a concussion ... returned to

IRON MAN

Pound for pound, Shawn Jefferson (5-11, 180-pounds) may be one of the toughest players in the NFL. In six NFL seasons, he has only missed one game. He was sidelined for one game last year to recover from a concussion, which he incurred in the season opener at Miami.



the starting lineup vs. Arizona (9/15) and caught one pass for 19 yards ... tied a career-high and led the team with six receptions for 57 yards vs. Jacksonville (9/22) ... caught four passes for 88 yards, including touchdown receptions of 7 and 35 yards at Baltimore (10/6) ... it was the first multiple touchdown performance of his career ... led the team with five receptions for 79 yards at Indianapolis (10/20) ... led the team with 95 yards on just four receptions (23.8 avg.), including a season-long of 42 yards, vs. Buffalo (10/27) to earn Staples Star of the Game honors ... pulled a pass from the clutches of a defender to convert a 3rd-and-11 and finished the day with three receptions for 42 yards in a dramatic come-from-behind victory over the Jets (11/10) ... led the team with 56 yards on just two catches (28.0 avg.) vs. Denver (11/17) ... caught his third touchdown of the season on a 13-yard completion from Drew Bledsoe vs. Indianapolis (11/24) ... grabbed four passes for 52 yards and a touchdown at San Diego (12/1) ... finished with a game-high 91 yards on five grabs (18.2 avg.) vs. the Jets (12/8) ... started each of the Patriots' playoff games ... caught three passes for 18 yards vs. Pittsburgh (1/5/97) and turned in another game-high 91-yard effort on just four receptions in the AFC Championship Game victory over Jacksonville (1/12/97) ... caught three passes for 34 yards (11.3 avg.) and a long of 14 yards in Super Bowl XXXI vs. Green Bay (1/26/97). **1995 (16/15, 1/1-San Diego):** Started every game except the Sept. 17 game at Philadelphia when the Chargers opened up in a two-tight end formation ... ranked third on the team with 48 receptions ... totaled 621 yards receiving, just 6 yards shy of his professional high and added two touchdowns to his career totals ... he dropped just five passes all season ... he is a threat to go deep on any defensive back, but he makes most of his receptions within 10 yards of the line of scrimmage ... 31 of his 48 receptions were between 1-10 yards and he averaged 10.3 yards after the catch ... both of his touchdown receptions were over 30-yard gains ... opened the season with the best single-game performance of his young career at Oakland (9/3) ... totaled 120 yards on six catches (20.0 avg.) and scored the only points of the game for the Chargers on a 39-yard reception in a 17-7 loss ... did not start, but was still the number two receiver at Philadelphia (9/17) and caught four passes for 67 yards, including a 38-yard touchdown reception in a 27-21 victory ... came within one reception of tying his career high in two other games ... registered five receptions for 81 yards at Pittsburgh (10/1) and another five for 50 yards in a losing effort at Denver (11/19) ... he caught at least one pass in every game, extending his regular season consecutive game reception streak to 28 entering the 1996 season ... added three receptions for 33 yards and a touchdown in the Chargers' playoff loss vs. Indianapolis (1/7/96). **1994 (16/16, 3/3-San Diego):** Started 16 regular season games and three postseason games for the Chargers, including Super Bowl XXIX ... recorded a career-high with 627 yards receiving and three touchdowns on 43 receptions ... added 40 yards rushing on three carries and a long of 22 yards ... caught seven passes for 75 yards and added two carries for 13 yards in the postseason ... opened the season with three receptions for 79 yards and scored on a 47-yard reception in a 37-34 victory at Denver (9/4) ... followed with four receptions for 64 yards vs. Cincinnati (9/11) ... scored on a career long 52-yard touchdown at Kansas City (11/13) to help capture a come-from-behind 14-13 victory ... recorded a career-high with six receptions (64 yards) at New England (11/20) ... had mirror-image performances when he caught four passes for 53 yards in consecutive games vs. San Francisco (12/11) and at the New York Jets (12/18) ... caught three passes for 44 yards in their divisional playoff victory over Miami (1/8) ... added two receptions for 16 yards the following week in their AFC Championship victory over Pittsburgh (1/15) ... capped a career-year with two catches for 15 yards in Super Bowl XXIX. **1993 (16/4-San Diego):** Played in every game and started four games ... ranked fourth on the Chargers in receptions with 30 and totaled 391 yards ... rushed for 53 yards on just five carries (10.6 avg.) ... also contributed on special teams ... caught at least one pass in 14 of the Chargers' 16 games ... logged a season-high 64 yards, including a 39-yard touchdown, on just three catches (21.3 avg.) at Indianapolis (11/29) ... recorded a season-high four receptions on two occasions; vs. Chicago (11/14) and vs. Denver (12/5) ... rushed for a personal long 33-yard gain at the



Los Angeles Raiders (10/31) on a crucial third down play, which set up the game-tying touchdown ... his only reception at Minnesota was an 18-yard touchdown in a 30-17 victory over the Vikings (11/7) ... closed out the year with 47 yards on just three receptions at Tampa Bay (1/2). **1992 (16/1, 2/0-San Diego):** Played in every game, including one start, and caught a pass in 13 of the 16 regular season games ... finished the season with 29 catches for 377 yards and two touchdowns ... played in both of the Chargers' playoff games and was credited with a reception for 10 yards ... opened the season with 13 receptions in the first month of action ... recorded a season-high with five receptions (39 yards) at Houston (9/27) ... caught just one pass at Kansas City (11/1), but made it a memorable one as he raced downfield for a 51-yard gain ... the 51-yard reception was a season-long as well as a single-game high. **1991 (16/3-San Diego):** Played in every game as a rookie and earned three starts ... caught passes in seven of the 16 games and finished the year with 12 receptions for 125 yards (10.4 avg.) and one touchdown ... made quite a splash in his rookie debut by catching three passes for 23 yards and scoring his first career touchdown in a 26-20 loss at Pittsburgh (9/1) ... his first career NFL touchdown reception was a 5-yard pass from John Friesz ... rushed the ball just once for 27 yards on a reverse vs. Atlanta (9/15) ... he had eight receptions for 59 yards and a score after just four games, but caught just four more passes in the final 12 games ... made his first career NFL start in just his fourth game of the season Sept. 22 at Denver ... also started at the Los Angeles Rams (10/13) and against Denver (12/22) ... recorded his longest reception of the year, a 29-yard pass, in the next-to-last game of the season vs. Miami (12/15) on a crucial third-and-19 situation in the fourth quarter to help secure a 38-30 victory.

College: Jefferson was a three-year letterman at Central Florida who starred as a wide receiver and return specialist ... completed his collegiate career with 1,087 yards and 11 touchdowns on 67 receptions ... picked up an additional 26 yards of offense on six rushing attempts (4.3 avg.) ... returned 39 kickoffs for 782 yards (20.1 avg.) but did not return any for touchdowns during his career.

Personal: Vanchi LaShawn Jefferson was born February 22, 1969 in Jacksonville, Fla. ... attended Raines High in Jacksonville and earned letters in football, track and basketball ... majored in business administration at Central Florida ... has donated a considerable amount of time to the Boys Clubs of Jacksonville ... single.

SHAWN JEFFERSON'S NFL STATISTICS

Regular Season Offensive Statistics

Year	Team	G/S	Receiving					Rushing				
			No	Yds	Avg	Lg	TD	No	Yds	Avg	Lg	TD
1991	Chargers	16/3	12	125	10.4	29	1	1	27	27.0	27	0
1992	Chargers	16/1	29	377	13.0	51	2	0	0	0.0	0	0
1993	Chargers	16/4	30	391	13.0	39	2	5	53	10.6	33	0
1994	Chargers	16/16	43	627	14.6	52	3	3	40	13.3	22	0
1995	Chargers	16/15	48	621	12.9	45	2	2	1	0.5	11	0
1996	Patriots	15/15	50	771	15.4	42	4	1	6	6.0	6	0
Totals-6 years		95/54	212	2912	13.7	52	14	12	127	10.6	33	0

Postseason Offensive Statistics

Year	Team	G/S	Receiving					Rushing				
			No	Yds	Avg	Lg	TD	No	Yds	Avg	Lg	TD
1992	Chargers	2/0	1	10	10.0	10	0	0	0	0.0	0	0
1994	Chargers	3/3	7	75	10.7	16	0	2	13	6.5	10	0
1995	Chargers	1/1	3	33	11.0	12	1	0	0	0.0	0	0
1996	Patriots	3/3	10	143	14.3	38	0	0	0	0.0	0	0
Totals-4 years		9/7	21	261	12.4	38	1	2	13	6.5	10	0

Additional Regular Season Statistics

Special Teams Tackles - 1992 (3)

Misc. Tackles - 1996 (1)

Fumbles/Lost/Recovered/Out of Bounds - 1996 (2/2/0/0)



SINGLE-GAME CAREER HIGHS

Regular Season

Receptions – 6 (three times) Most recent vs. Jacksonville (9/22/96)
 Receiving Yards – 120 at Oakland (9/3/95)
 Highest Game Average (Min. 2 rec.) – 30.0 at Kansas City (11/13/94)
 Longest Reception – 52t at Kansas City (11/13/94)
 Touchdown Receptions – 2 at Baltimore (10/6/96)
 Rushing Attempts – 1 (12 times) Most recent at Miami (9/1/96)
 Rushing Yards – 33 at L.A. Raiders (10/31/93)

Postseason

Receptions – 4 vs. Jacksonville (1/12/97)
 Receiving Yards – 91 vs. Jacksonville (1/12/97)
 Highest Game Average (Min. 2 rec.) – 22.8 vs. Jacksonville (1/12/97)
 Longest Reception – 38 vs. Jacksonville (1/12/97)
 Touchdown Receptions – 1 vs. Indianapolis (12/31/95)

SHAWN JEFFERSON'S CAREER GAME-BY-GAME RECEIVING

Shawn Jefferson's 1991 Game-By-Game Receiving Statistics

Date	Opponent	G/S	No	Yds	Avg	Lg	TD	W/L	Score
9/1	at Pittsburgh	p	3	23	7.7	14	1	L	20-26
9/8	at San Francisco	p	1	11	11.0	11	0	L	14-34
9/15	Atlanta	p	2	12	6.0	9	0	L	10-13
9/22	at Denver	S	2	13	6.5	7	0	L	19-27
9/29	Kansas City	p	0	0	0.0	0	0	L	13-14
10/6	at L.A. Raiders	p	0	0	0.0	0	0	W	21-13
10/13	at L.A. Rams	S	1	13	13.0	13	0	L	24-30
10/20	Cleveland	p	2	24	12.0	17	0	Lo	24-30
10/27	at Seattle	p	0	0	0.0	0	0	L	9-20
11/10	Seattle	p	0	0	0.0	0	0	W	17-14
11/17	New Orleans	p	0	0	0.0	0	0	W	24-21
11/24	at N.Y. Jets	p	0	0	0.0	0	0	L	3-24
12/1	L.A. Raiders	p	0	0	0.0	0	0	L	7-9
12/8	at Kansas City	p	0	0	0.0	0	0	Lo	17-20
12/15	Miami	p	1	29	29.0	29	0	W	38-30
12/22	Denver	S	0	0	0.0	0	0	L	14-17
1991 Totals		16/3	12	125	10.4	29	1	4-12	

Shawn Jefferson's 1992 Game-By-Game Receiving Statistics

Date	Opponent	G/S	No	Yds	Avg	Lg	TD	W/L	Score
9/6	Kansas City	p	1	13	13.0	13	0	L	10-24
9/13	at Denver	p	3	25	8.3	14	0	L	13-21
9/20	Pittsburgh	p	4	45	11.2	35	0	L	6-23
9/27	at Houston	p	5	39	7.8	14	0	L	0-27
10/4	Seattle	p	0	0	0.0	0	0	W	17-6
10/11	at Indianapolis	p	0	0	0.0	0	0	W	34-14
10/18	Denver	p	0	0	0.0	0	0	W	24-21
10/25	Indianapolis	p	1	7	7.0	7	0	W	26-0
11/1	at Kansas City	p	1	51	51.0	51	0	L	13-14
11/8	at Cleveland	p	1	26	26.0	26t	1	W	14-13
11/15	Tampa Bay	p	2	24	12.0	15	0	W	29-14
11/22	L.A. Raiders	p	2	30	15.0	15t	1	W	27-3
11/27	at Phoenix	p	2	20	10.0	10	0	W	27-21
12/13	Cincinnati	p	2	38	19.0	20	0	W	27-10
12/20	at L.A. Raiders	p	3	29	9.7	13	0	W	26-14
12/27	at Seattle	S	2	30	15.0	19	0	W	31-14
1992 Totals		16/1	29	377	13.0	51	2	11-5	

1/2	Kansas City	p	0	0	0.0	0	0	W	17-0
1/10	Miami	p	1	10	10.0	10	0	L	0-31
1992 Playoff Totals		2/0	1	10	10.0	10	0	1-1	



SHAWN JEFFERSON'S CAREER GAME-BY-GAME RECEIVING

Shawn Jefferson's 1993 Game-By-Game Receiving Statistics

Date	Opponent	G/S	No	Yds	Avg	Lg	TD	W/L	Score
9/5	Seattle	p	1	14	14.0	14	0	W	18-12
9/12 at	Denver	p	0	0	0.0	0	0	L	17-34
9/19	Houston	p	1	16	16.0	16	0	W	18-17
10/03 at	Seattle	p	2	8	4.0	5	0	L	14-31
10/10 at	Pittsburgh	S	1	7	7.0	7	0	L	3-16
10/17	Kansas City	p	1	22	22.0	22	0	L	14-17
10/31 at	L.A. Raiders	p	2	23	11.5	19	0	W	30-23
11/07 at	Minnesota	p	1	18	18.0	18t	1	W	30-17
11/14	Chicago	S	4	45	11.2	16	0	L	13-16
11/21	L.A. Raiders	S	1	12	12.0	12	0	L	7-12
11/29 at	Indianapolis	S	3	64	21.3	39t	1	W	31-0
12/05	Denver	p	4	46	11.5	14	0	W	13-10
12/12	Green Bay	p	3	42	14.0	14	0	L	13-20
12/19 at	Kansas City	p	0	0	0.0	0	0	L	24-28
12/27	Miami	p	3	27	9.0	12	0	W	45-20
1/2/94 at	Tampa Bay	p	3	47	15.7	29	0	W	32-17
1993 Totals		16/4	30	391	13.0	39t	2	8-8	

Shawn Jefferson's 1994 Game-By-Game Receiving Statistics

Date	Opponent	Starts	No	Yds	Avg	Lg	TD	W/L	Score
9/4 at	Denver	S	3	79	26.3	47t	1	W	37-34
9/11	Cincinnati	S	4	64	16.0	26	0	W	27-10
9/18 at	Seattle	S	3	31	10.3	12	0	W	24-10
9/25 at	L.A. Raiders	S	0	0	0.0	0	0	W	26-24
10/9	Kansas City	S	2	28	14.0	15	0	W	20-6
10/16 at	New Orleans	S	2	30	15.0	18	0	W	36-22
10/23	Denver	S	1	5	5.0	5	0	L	15-20
10/30	Seattle	S	2	29	14.5	17	0	W	35-15
11/6 at	Atlanta	S	1	16	16.0	16	0	L	9-10
11/13 at	Kansas City	S	2	60	30.0	52t	1	W	14-13
11/20 at	New England	S	6	64	10.7	15	0	L	17-23
11/27	L.A. Rams	S	3	39	13.0	17	0	W	31-17
12/5	L.A. Raiders	S	3	58	19.3	29t	1	L	17-24
12/11	San Francisco	S	4	53	13.2	20	0	L	15-38
12/18 at	N.Y. Jets	S	4	53	13.2	16	0	W	21-6
12/24	Pittsburgh	S	3	18	6.0	10	0	W	37-34
1994 Totals		16/16	43	627	14.6	52t	3	11-5	

1/8	Miami	S	3	44	14.7	16	0	W	22-21
1/15 at	Pittsburgh	S	2	16	8.0	11	0	W	17-13
1/29 vs	San Francisco	S	2	15	7.5	9	0	L	26-49

1994 Playoff Totals 3/3 7 75 10.7 16 0 2-1

Shawn Jefferson's 1995 Game-By-Game Receiving Statistics

Date	Opponent	Starts	No	Yds	Avg	Lg	TD	W/L	Score
9/3 at	Oakland	S	6	120	20.0	39T	1	L	7-17
9/10	Seattle	S	3	31	10.3	12	0	W	14-10
9/17 at	Philadelphia	p	4	67	16.8	38T	1	W	27-21
9/24	Denver	S	4	36	9.0	11	0	W	17-6
10/1 at	Pittsburgh	S	5	81	16.2	21	0	L	16-31
10/9 at	Kansas City	S	3	64	21.3	45	0	Lo	23-29
10/15	Dallas	S	4	30	7.5	14	0	L	9-23
10/22 at	Seattle	S	1	13	13.0	13	0	W	35-25
11/5	Miami	S	2	8	4.0	7	0	L	14-24
11/12	Kansas City	S	1	11	11.0	11	0	L	7-22
11/19 at	Denver	S	5	50	10.0	19	0	L	27-30
11/27	Oakland	S	4	55	13.8	35	0	W	12-6
12/03	Cleveland	S	2	23	11.5	12	0	W	31-13
12/09	Arizona	S	1	6	6.0	6	0	W	28-25
12/17 at	Indianapolis	S	1	9	9.0	9	0	W	27-24
12/23 at	N.Y. Giants	S	2	17	8.5	9	0	W	27-17
1995 Totals		16/15	48	621	12.9	45	2	9-7	
12/31	Indianapolis	S	3	33	11.0	12	1	L	20-35

VETERANS



SHAWN JEFFERSON'S CAREER GAME-BY-GAME RECEIVING

Shawn Jefferson's 1996 Game-By-Game Receiving Statistics

1996	Opponent	G/P	No	Yds	Avg	Lg	TD	W/L	Score
09/01	at Miami	S	5	47	9.4	15	0	L	10-24
09/08	at Buffalo				inactive			L	10-17
09/15	Arizona	S	1	19	19.0	19	0	W	31-0
09/22	Jacksonville	S	6	57	9.5	13	0	W	28-25
10/06	at Baltimore	S	4	88	22.0	35	2	W	46-38
10/13	Washington	S	4	69	17.3	34	0	L	22-27
10/20	at Indianapolis	S	5	79	15.8	24	0	W	27-9
10/27	Buffalo	S	4	95	23.8	42	0	W	28-25
11/03	Miami	S	2	13	6.5	7	0	W	42-23
11/10	at New York Jets	S	3	42	14.0	18	0	W	31-27
11/17	Denver	S	2	56	28.0	39	0	L	8-34
11/24	Indianapolis	S	2	20	10.0	13t	1	W	27-13
12/01	at San Diego	S	4	52	13.0	23	1	W	45-7
12/08	New York Jets	S	5	91	18.2	29	0	W	34-10
12/15	at Dallas	S	2	21	10.5	15	0	L	6-12
12/21	at N.Y. Giants	S	1	22	22.0	22	0	W	23-22
1996 Totals		15/15	50	771	15.4	42	4	11-5	
1/5/97	Pittsburgh	S	3	18	6.0	9	0	W	28-3
1/12/97	Jacksonville	S	4	91	22.8	38	0	W	20-6
1/26/97v	Green Bay	S	3	34	11.3	14	0	L	21-35
1996 Totals		3/3	10	143	14.3	38	0	2-1	

LONGEST CAREER RECEPTIONS

Shawn Jefferson's sprinter speed gives enemy defenses just one more thing to be concerned with when trying to defend the Patriots. He was a deep-threat receiver in his first five seasons with the San Diego Chargers and lived up to that reputation in his first season with the Patriots. Below is a look at his career receptions of 35 yards or more:


Yds Opponent

52t – at Kansas City (11/13/94)
 51 – at Kansas City (11/1/93)
 47t – at Denver (9/4/94)
 45 – at Kansas City (10/9/95)
 42 – Buffalo (10/27/96)
 39 – Denver (11/17/96)

Yds Opponent

39t – at Oakland (9/3/95)
 39t – at Indianapolis (11/29/93)
 38 – Jacksonville (1/12/97)
 38t – at Philadelphia (9/17/95)
 35t – at Baltimore (10/6/96)
 blue denotes totals as a Patriot

83 DIETRICH JELLS



Wide Receiver

5-10 ★ 186 ★ 2nd Year

Waivers (Kansas City) '96

Pittsburgh

Born: April 11, 1972

Erie, Pa.

Transactions: Dietrich Jells was claimed off waivers from the Kansas City Chiefs on Aug. 21, 1996 ... he was originally drafted by the Chiefs in the sixth round (176th overall) in the 1996 NFL draft.

NFL Career GP/GS (regular season 7/1, postseason 0/0): Jells joined the Patriots at the end of the 1996 preseason, yet made his Patriots debut in a starting role in the second game of the season at Buffalo (9/8) ... played in six of the first seven games and caught one



pass for 5 yards ... he was listed among the Patriots' inactives prior to 12 games for the Patriots, including each of the playoff games ... saw limited playing time as a reserve vs. Arizona (9/15), Jacksonville (9/22), at Baltimore (10/6), vs. Washington (10/13), at Indianapolis (10/20) and in the season finale at the Giants (12/21) ... registered his first career reception and made a special teams tackle vs. Arizona in the third game of the season.

Extra Points

- ★ Dietrich starred in both football and track at Pittsburgh and was college teammates of Curtis Martin.
- ★ He became the first player in school history to eclipse the 1,000-yard receiving plateau as a sophomore in 1992.

VETERANS

College: Jells was a standout wide receiver at the University of Pittsburgh, setting career receiving records with 160 catches for 3,003 yards (18.8 avg.) and 24 touchdowns ... returned 38 kickoffs for 831 yards (21.9 avg.) ... started 31 of 46 games and totaled 3,903 all-purpose yards during collegiate career. **1995:** Started nine of 10 games and led the Panthers with 48 receptions for 789 yards (16.4 avg.) with eight touchdowns ... earned honorable mention All-American honors and was selected first-team All-Big East by the *Football News* ... added 29 yards on six rushes and returned 10 kickoffs for 206 yards (20.6 avg.). **1994:** Ranked second on the team with 35 receptions for 613 yards (17.5 avg.) and four touchdowns ... carried the ball nine times for 22 yards and returned three kicks for 83 yards (27.7 avg.). **1993:** Started three games and caught 10 passes for 171 yards and a touchdown before being granted a medical redshirt after suffering a partial tear of his medial meniscus in his right knee vs. Ohio State ... returned 18 kickoffs for 399 yards (22.2 avg.) with a long of 66 yards prior to the injury. **1992:** Set a single-season receiving record in just his sophomore season at Pittsburgh, catching 55 passes for 1,091 yards and eight touchdowns ... he was the first 1,000-yard receiver in school history ... he was on the receiving end of a 91-yard touchdown pass vs. Rutgers, the longest pass play in Pitt history, and finished the game with 184 yards on eight catches. **1991:** Played in 10 games as a freshman, totalling 339 yards on just 12 catches (28.3 avg.).

Personal: Dietrich Jells was born April 11, 1972 in Erie, Pa. ... he attended Tech Memorial High in Erie, where he earned *Parade* All-America recognition as a wide receiver and kick returner ... caught 26 passes for 625 yards (24.0 avg.) and eight touchdowns as a senior ... also lettered in track and basketball ... was a three-year letterman on Pitt's track team ... won the Big East 100-meter dash outdoor title in 1994 and 1995 ... qualified for the NCAA Outdoor finals in the 100- and 200-meter sprints in 1995 ... captured the conference title as a member of the Panther's 4x400-meter relay ... graduated from Pitt with a business degree.

DIETRICH JELL'S NFL STATISTICS Regular Season Offensive Statistics

—Receiving—


Year	Team	G/S	No	Yds	Avg	Lg	TD
1996	Patriots	7/1	1	5	5.0	5	0

Additional Regular Season Statistics

Special Teams Tackles – 1996 (1)



52 TED JOHNSON

**Linebacker****6-3 ★ 240 ★ 3rd Year****Draft: 2 (57th) '95****Colorado****Born: December 4, 1972****Alameda, Calif.**

Transactions: Ted Johnson was drafted by the Patriots with their own selection in the second round (57th player selected) of the 1995 NFL draft ... signed by the Patriots July 18, 1995.

NFL Career GP/GS (regular season 28/28, postseason 3/3):

Johnson made the transition from college to pro in his first NFL season with relative ease, starting each of the 12 games he played as a rookie ... in 1996, he made the transition from inside linebacker in the 3-4 defense to middle linebacker in the 4-3 and led the team in tackles ... in two seasons, he has compiled 184 total tackles (128 solos), including half a sack. **1996 (16/16, 3/3):**

Johnson started every game, including each of the Patriots' playoff games and led the Patriots with 115 defensive stops, including 87 solos ... he knocked down four passes, including his first career interception, and was credited with a forced fumble and a fumble recovery ... selected first-team All-Pro by *USA Today* ... opened the season with a team-high six solo tackles at Miami (9/1) in his debut at middle linebacker ... co-led the team with seven tackles at Buffalo (9/8) ... dropped Leeland McElroy for a 2-yard loss in the opening possession, setting an early tone in a 31-0 shutout victory over Arizona (9/15) ... registered a career-high with 14 tackles (9 solos), including one for a loss of 7 yards vs. Washington (10/13) ... led the team with 10 tackles vs. Buffalo (10/27) ... forced his first career fumble when he stripped Colts WR Sean Dawkins of the ball vs. Indianapolis (11/24) for one of five tackles ... reported a team-high six solo stops and intercepted his first career pass at San Diego (12/1) ... the interception came off a deflected pass from defensive end Ferric Collons ... dropped Adrian Murrell for a 3-yard loss vs. the Jets (12/8) ... posted 11 stops (9 solos), including three for losses, at Dallas (12/15) ... his nine solo stops tied a career-high ... concluded the regular season with nine solos tackles at the Giants (12/21) ... helped the Patriots dominate both the Steelers and the Jaguars in the playoffs, allowing just nine points combined, en route to the Super Bowl ... totaled eight tackles vs. Pittsburgh (1/5/97), including his first career postseason sack on Kordell Stewart ... added a game-high 11 stops in the AFC Championship Game victory over Jacksonville (1/12/97), limiting Natrone Means to just 43 yards rushing in the game ... spearheaded an inspired defensive unit which did not allow a touchdown in either of their two home playoff games ... made 10 stops, including nine solo hits in Super Bowl XXXI vs. Green Bay (1/26/97). **1995**

Extra Points

- ★ Ted enjoys reading in his spare time. His favorite books are romance novels.
- ★ Ted enjoys scuba diving and dreams of one day owning a diving shop somewhere in the Caribbean. He recently earned his diving certification.
- ★ In addition to scuba diving, Ted also enjoys skiing and playing golf.



(12/12): Started every game he played in and earned all-rookie team honors from *Pro Football Weekly*, *College and Pro Football Newsweekly* and the *Football News* ... opened the season as the Patriots' starting right inside linebacker, opposite Vincent Brown, but missed four games early in the season due to a knee sprain ... finished seventh on the team with 69 tackles (41 solo), despite missing those four games ... added two special teams tackles ... credited with two passes defended and two fumble recoveries ... opened the season with six tackles (three solo) and recorded his first career sack when he combined with Reggie White on a sack of Vinny Testaverde in a 17-14 come-from-behind victory over Cleveland (9/3) ... picked up four more tackles the following week vs. Miami (9/10) before a knee sprain sidelined him for the next four games ... listed among the Patriots' inactives from Sept. 17 through Oct. 15 while he rehabilitated the knee ... returned to the starting lineup and registered four stops vs. Buffalo (10/8) ... averaged nine tackles per game during the next four-game stretch, including 10 tackles vs. Carolina (10/29) and a season-high 13 stops vs. Indianapolis (11/19) ... he was credited with his first career pass defended when he knocked down a Kerry Collins pass vs. Carolina ... registered four tackles and recorded his first and second NFL fumble recovery in a 31-28 victory over the New York Jets (12/10).

College: Johnson was a four-year letterman at Colorado, where he finished second in school history (to Barry Remington's 493 stops) with 471 total tackles ... earned All-American first-team honors and was a consensus All-Big Eight Conference first-team selection as a senior ... in 1994, he led the team with 147 tackles (92 solos), including four sacks for minus 15 yards and six tackles for losses of 9 yards ... his 147 tackles was a career high and ranks sixth on Colorado's all-time list ... recorded nine tackles or more in each of his 12 games ... tied his career-high total with 20 tackles (13 solos), a sack and a pair of third-down stops vs. Nebraska (10/29/94) ... closed out his collegiate career with 18 tackles (eight solos), a four-yard sack, a seven-yard interception return and a deflected pass in a 41-24 victory over Notre Dame in the Fiesta Bowl ... as a junior, he led the team with 131 tackles (83 solos), including three sacks and five tackles for losses to earn AP all-conference honors ... started nine of 11 games at inside linebacker as a sophomore in 1992 and recorded 78 tackles (41 solos), including a sack and two tackles for losses ... started the final six games as a freshman and recorded 53 tackles (37 solos).

Personal: Ted Johnson was born December 4, 1972 in Alameda, Calif. ... he earned All-CIF, All-North County, All-Avocado League and *Prep Football Report* All-West selection as an inside linebacker at Carlsbad (Calif.) High ... recorded 130 tackles, 12 sacks, seven forced fumbles and two interceptions as a senior ... played tight end on offense ... earned All-League honorable mention in his junior campaign after recording 82 tackles with seven sacks ... lettered twice in basketball and baseball during his freshman and sophomore years ... majored in communications at Colorado ... his hobbies include skiing, scuba diving and golf ... single.

TED JOHNSON'S NFL STATISTICS

Regular Season Defensive Statistics

Year Team	G/S	TT	UT	A	S-Yds	I-Yds	PD	FF	FR	SpT
1995 Patriots	12/12	69	41	28	0.5-2	0-0	2	0	2	2
1996 Patriots	16/16	115	87	28	0-0	1-0	4	1	1	0
Totals - 2 years	28/28	184	128	56	0.5-2	1-0	6	1	3	2

Postseason Defensive Statistics

Year Team	G/S	TT	UT	A	S-Yds	I-Yds	PD	FF	FR	SpT
1996 Patriots	3/3	29	22	7	1-5	0-0	0	0	0	0

Regular Season Single-Game Career Highs

Total Tackles – 14 vs. Washington (10/13/96)

Solo Tackles – 9 (three times) Most recent at N.Y. Giants

Assists – 7 vs. Indianapolis (11/19/95)

Fumbles Recovered – 2 vs. New York Jets (12/10/95)



TED JOHNSON'S CAREER GAME-BY-GAME RECEIVING


Ted Johnson's 1995 Game-By-Game Receiving Statistics

Date	Opponent	G/S	TT	UT	A S-Yds	I-Yd	PD	FF	FR	W/L	Score
9/3	Cleveland	S	6	3	3 0.5-2	0-0	0	0	0	W	17-14
9/10	Miami	S	4	3	1 0-0	0-0	0	0	0	L	3-20
9/17	at San Francisco				inactive					L	3-28
10/1	at Atlanta				inactive					L	17-30
10/8	Denver				inactive					L	3-37
10/15	at Kansas City				inactive					L	26-31
10/23	Buffalo	S	4	3	1 0-0	0-0	0	0	0	W	27-14
10/29	Carolina	S	10	4	6 0-0	0-0	1	0	0	L	o17-20
11/5	at N.Y. Jets	S	4	4	0 0-0	0-0	0	0	0	W	20-7
11/12	at Miami	S	9	8	1 0-0	0-0	0	0	0	W	34-17
11/19	Indianapolis	S	13	6	7 0-0	0-0	0	0	0	L	10-24
11/26	at Buffalo	S	6	2	4 0-0	0-0	0	0	0	W	35-25
12/3	New Orleans	S	2	1	1 0-0	0-0	0	0	0	L	17-31
12/10	N.Y. Jets	S	4	3	1 0-0	0-0	0	0	2	W	31-28
12/16	at Pittsburgh	S	3	2	1 0-0	0-0	0	0	0	L	27-41
12/23	at Indianapolis	S	4	2	2 0-0	0-0	0	0	0	L	7-10
1995 Totals			12/12	69	41	28 0.5-2	0-0	0	2	0	6-6

Ted Johnson's 1996 Game-By-Game Receiving Statistics

Date	Opponent	G/S	TT	UT	A S-Yds	I-Yd	PD	FF	FR	W/L	Score
9/1	at Miami	S	6	6	0 0-0	0-0	0	0	0	L	10-24
9/8	at Buffalo	S	7	4	3 0-0	0-0	0	0	0	L	10-17
9/15	Arizona	S	5	3	2 0-0	0-0	0	0	0	W	31-0
9/22	Jacksonville	S	4	3	1 0-0	0-0	1	0	0	W	28-25
10/6	at Baltimore	S	5	5	0 0-0	0-0	0	0	0	W	46-38
10/13	Washington	S	14	9	5 0-0	0-0	0	0	0	L	22-27
10/20	at Indianapolis	S	4	3	1 0-0	0-0	0	0	0	W	27-9
10/27	Buffalo	S	10	8	2 0-0	0-0	0	0	0	W	28-25
11/3	Miami	S	9	3	6 0-0	0-0	0	0	1	W	42-23
11/10	at New York Jets	S	9	7	2 0-0	0-0	0	0	0	W	31-27
11/17	Denver	S	8	7	1 0-0	0-0	0	0	0	L	8-34
11/24	Indianapolis	S	5	2	3 0-0	0-0	0	1	0	W	27-13
12/1	at San Diego	S	6	6	0 0-0	1-0	1	0	0	W	45-7
12/8	New York Jets	S	3	3	0 0-0	0-0	1	0	0	W	34-10
12/15	at Dallas	S	11	9	2 0-0	0-0	0	0	0	L	6-12
12/21	at New York Giants	S	9	9	0 0-0	0-0	1	0	0	W	23-22
1996 Totals			16/16	115	87	28 0-0	1-0	4	1	1	11-5
1/5	Pittsburgh	S	8	5	3 1-5	0-0	0	0	0	W	28-3
1/12	Jacksonville	S	11	8	3 0-0	0-0	0	0	0	W	20-6
1/26	Green Bay	S	10	9	1 0-0	0-0	0	0	0	L	21-35
1996 Postseason			3/3	29	22	7 1-5	0-0	0	0	0	2-1

96 MIKE JONES



Defensive End / Tackle

6-4 ★ 280 ★ 7th Year

Free Agent '94

North Carolina State

Born: August 25, 1969

Columbia, S.C.

Transactions: Mike Jones signed with the New England Patriots as a veteran free agent on June 7, 1994 ... he was originally drafted by the Phoenix Cardinals in the second round of the 1991 NFL draft (32nd player selected) ... signed with the Cardinals on July 15, 1991 ... granted free agency on Feb. 17, 1994 ... signed with the Patriots (6/7/94) ... granted unconditional free agency Feb. 14, 1997 and re-signed with the Patriots (3/10/97).

NFL Career GP/GS (regular season 92/50, postseason 4/0):



Jones has started 31 of 45 games since joining the Patriots as a free agent in 1994 ... entering his seventh NFL season, Jones has compiled 196 career tackles, including 20 sacks ... he has totaled 104 tackles and 11 sacks as a Patriot, playing defensive end and nose tackle. **1996 (16/12, 3/0):** Played in every game, including each of the Patriots' playoff games ... started the first 12 games of the season, seven

at left defensive end, three at right defensive end, once at left defensive tackle and once at right defensive tackle ... served as a reserve in each of the last seven games of the season, including each of the playoff games ... opened the season with four solo tackles at Miami (9/1) ... registered five stops, including four solo tackles vs. Washington (10/13) ... credited with three tackles, including a sack for 5 yards at Indianapolis (10/20) ... recorded a season-high with six tackles vs. Denver (11/17) ... posted a pair of tackles in the season finale, including his second sack of the season, at the Giants (12/21) ... combined for a sack in the divisional playoff game vs. Pittsburgh (1/5/97). **1995 (13/3):** Played in a reserve role in 10 of the first 13 games of the season and found himself listed among the Patriots' inactives prior to games vs. Miami (9/10), at San Francisco (9/17) and at Atlanta (10/1) ... finished the season ranked 13th in tackles with 23 (17 solo) and fifth in sacks with three ... added two passes defended and a forced fumble ... recorded a season-high with four tackles in games vs. Denver (10/8) and vs. N.Y. Jets (12/10) ... recorded solo sacks at Kansas City (10/15) and twice against the Jets, first at New York (11/5) and then in Foxboro (12/10) ... in his NFL debut at nose tackle, he finished with four tackles (three solo), including his third sack of the season vs. New York (12/10) ... started each of the final three games at nose tackle and totaled 10 tackles and a sack in those games. **1994 (16/16, 1/1):** Started every game at right defensive end and finished the year with 45 total tackles (26 solos), six quarterback sacks, two passes defended and a fumble recovery, each of which either tied or set career highs for the four-year veteran ... his six sacks ranked second on the team, trailing only the 9.5 sacks turned in by teammate Chris Slade ... his 45 tackles ranked ninth on the team ... played defensive end in 3-4 alignment and moved inside to defensive tackle when the Patriots used a four-man front in passing situations ... dropped David Klingler for a seven-yard loss for his first sack of the year (9/18) ... assisted in sacks vs. Green Bay (10/2), at New York Jets (10/16) and vs. San Diego ... recorded a season-high six tackles vs. Miami (10/30) ... equalled that total vs. Indianapolis (12/11) with six tackles and 1.5 sacks in the game ... it was his first career multiple sack game ... collected his sixth sack of the season the following week at Buffalo when he dropped Frank Reich for an 11-yard loss ... closed out the season with one unassisted tackle in the Patriots' playoff game at Cleveland (1/1/95). **1993 (16/3-Phoenix):** Started three games at defensive end for the Cardinals ... finished the season ranked fourth on the team with three sacks, despite limited playing time and only 24 total tackles on the season ... credited with eight quarterback hurries and two passes batted away at the line of scrimmage ... he forced one fumble. **1992 (15/15-Phoenix):** Started 11 games at right defensive end and four at left defensive end ... totaled 37 tackles, including 26 solo stops ... opened the season with a pair of tackles and a sack in each of the first two games – at Tampa Bay (9/6) and vs. Philadelphia (10/11) ... recorded a season-high of six tackles at Atlanta (11/15) ... collected five tackles and a sack

Extra Points

- ★ Mike played quarterback, tight end and linebacker at C.A. Johnson High School in Columbia, S.C. His prep coach was his father, Dave.
- ★ While in college at N.C. State, Mike met and had lunch with one of his childhood idols – Rosie Grier.



at the N.Y. Giants (10/11) ... repeated that performance two weeks later at Philadelphia (10/25) ... played nearly every down of the Washington (11/29) and San Diego (12/5) contests, despite having a sore knee that required draining before each game ... finished the season listed among the Cardinals inactives (knee) vs. Tampa Bay (12/27). **1991 (16/1-Phoenix):** Played in every game during his rookie campaign and had one starting assignment ... he made his starting debut at nose guard in Denver (12/15) ... despite playing out of position, he finished his first game with seven tackles, including a batted pass that a teammate snared for an interception, which set up a third quarter field goal ... registered two tackles and a quarterback hurry in the season finale vs. New Orleans (12/22).

College: A four-year letterman at North Carolina State (1987-90) ... totaled 152 tackles, 21 quarterback sacks, 43 quarterback pressures and 28 tackles for loss during his collegiate career ... led the Wolfpack with 10 tackles and 20 pressures as an All-Atlantic Coast Conference selections as a senior.

Personal: Michael David Jones was born August 25, 1969 in Columbia, S.C. ... starred in football at C.A. Johnson High in Columbia, South Carolina where he played for his father Dave Jones ... amassed 160 tackles and four interceptions at line-backer and registered 42 pass receptions for 460 yards (10.9-yard average) as an All-South Carolina tight end ... also lettered in track and field, where he won the district title in the shot put ... majored in economics and business at N.C. State ... Mike and his wife Javonda reside in Franklin, Mass.

MIKE JONES' NFL STATISTICS


Regular Season Defensive Statistics

Year Team	G/S	TT	UT	A	S-Yds	I-Yds	PD	FF	FR
1991 Cardinals	16/1	21	13	8	0-0	0-0	1	0	0
1992 Cardinals	15/15	37	26	11	6-47	0-0	0	1	0
1993 Cardinals	16/3	24	13	11	3-14	0-0	2	1	0
1994 Patriots	16/16	45	26	19	6-45	0-0	2	0	1
1995 Patriots	13/3	23	17	6	3-16	0-0	2	1	0
1996 Patriots	16/12	36	28	8	2-14	0-0	2	0	1
Totals-6 years	92/50	196	123	63	20-136	0-0	9	3	2

Postseason Defensive Statistics

Year Team	G/S	TT	UT	A	S-Yds	I-Yds	PD	FF	FR
1994 Patriots	1/1	1	1	0	0-0	0-0	0	0	0
1996 Patriots	3/0	4	3	1	0.5-3.5	0-0	0	0	0
Totals-2 years	4/1	5	4	1	0.5-3.5	0-0	0	0	0

68 MAX LANE



Guard

6-6 ★ 305 ★ 4th Year

Draft: 6b (168th) '94

Navy

Born: February 22, 1971

Norborne, Mo.

Transactions: Max Lane was drafted by the Patriots with their second of two picks in the sixth round (168th player selected) of the 1994 NFL draft ... the selection was acquired from Seattle as compensation for the trade of RB Jon Vaughn (8/26/93) ... signed by the Patriots June



1, 1994 ... became a restricted free agent Feb. 14, 1997 and re-signed with the Patriots.

NFL Career GP/GS (regular season 46/32, postseason 4/3):

Lane made the most of his opportunity when he found himself thrust into the starting lineup for the 1995 season opener after Pat Harlow was sidelined during the preseason with a stress fracture injury ... Lane responded to the call and never relinquished his starting role ... he enters the 1997 season facing a new challenge, as he makes the transition from right tackle to left guard. **1996**

(16/16, 3/3): Started every game for the Patriots at right offensive tackle, including each of the Patriots' playoff games ... anchored the right side of an offensive line which only allowed 30 sacks all season and just one sack for every 21.9 pass plays (sixth in the NFL) ... provided blocks for Curtis Martin, who eclipsed the 1,000-yard plateau for the second consecutive season ... enabled Martin to rush for over 100 yards in games vs. Washington (10/13) and vs. Indianapolis (11/24) ... recovered three offensive fumbles and registered three tackles on returns of Patriots turnovers. **1995 (16/16):** Started every game for the Patriots at right offensive tackle in just his second NFL season ... helped power a running game which amassed 1,866 yards ... helped Martin to a franchise record-setting season with 1,487 yards rushing and 14 touchdowns ... he was involved in one of the most unusual plays of the 1995 season at Kansas City (10/15) when he snared a Troy Brown fumble mid-air and rumbled 30 yards downfield to set up a Will Moore touchdown to bring the Patriots to within five points (26-31) in the final minutes of the game ... the ball was caught in the air after Brown, who was lying on his back, attempted to kick the ball back to himself ... the final result looked like a "hook and ladder" designed play. **1994 (14/0, 1/0):** Played in 14 games as a rookie ... listed among the Patriots' inactives in the first two games of the season at Miami (9/4) and vs. Buffalo (9/11) ... played extensively on special teams units and was used as a tackle-eligible (tight end) in short-yardage situations throughout the season ... saw action on special teams and on short-yardage plays in the Patriots' playoff game at Cleveland (1/1/95).

College: Lane was a three-year starter at offensive tackle for Navy ... finished his career with 32 consecutive starts ... lined up as a fullback and scored on a four-yard run as the offense exploded for 465 total yards in a 31-3 victory over Colgate ... shifted from left to right offensive tackle in 1992 ... moved into the starting lineup in the second game of the 1991 season at left tackle ... spent the majority of the 1990 season on Navy's junior varsity squad.

Personal: Max Aaron Lane was born on Feb. 22, 1971 in Norborne, Mo. ... selected all-state, all-conference and all-district as a tight end in his senior year at Norborne (Mo.) High ... earned all-state recognition at offensive tackle as a junior ... added all-conference and all-district honors in basketball ... lettered as an offensive tackle at the Naval Academy Prep School ... majored in general science at the U.S. Naval Academy ... single.

Extra Points

- ★ For the success of the 1994 season, Drew Bledsoe awarded each of his offensive linemen with a free round-trip ticket for travel anywhere in the world. Max used his this offseason to travel to Australia.
- ★ Max hails from Norborne, Mo., a town of only 850 people.
- ★ Max lists "Deliverance" among his favorite movies.

VETERANS

MAX LANE'S NFL STATISTICS

Misc. Tackles – 1995 (2), 1996 (3)

Fumbles Recovered – 1995 (1 for 30 yards), 1996 (3)



24 Ty Law

**Cornerback****5-11 ★ 200 ★ 3rd Year****Draft: 1 (23rd) '95****Michigan****Born: February 10, 1974****Aliquippa, Pa.**

Transactions: Ty Law was drafted in the first round (23rd overall) in the 1995 NFL draft ... he was the second defensive back selected in the draft ... signed July 20, 1995.

NFL Career GP/GS (regular season 27/19, postseason 3/3): Law broke into the Patriots' starting lineup midway through his rookie season in 1995 ... now entering his third NFL season, Law has been with the Patriots longer than any other starter in the secondary ... in his first two seasons, Law has started 19 of 27 games and has totaled 109 defensive stops and has picked off six passes

... he is a physical corner who is tremendously effective "jamming" receivers at the line of scrimmage. **1996 (13/12, 3/3):** Started the first nine games of the season at left cornerback ... missed three games; at New York (11/10), vs. Denver (11/17) and vs. Indianapolis (11/24) ... returned to the starting lineup at left corner for the final six games, including the three playoff games ... compiled a career-high and ranked seventh on the team with 62 tackles, despite missing four starts due to a knee injury ... finished second on the team with three interceptions and 10 passes defended ... his 56 solo tackles ranked third behind Ted Johnson (87) and Willie Clay (73) ... finished ninth on the team with 10 defensive tackles in the postseason ... made five solo stops in the season opener at Miami (9/1) ... totaled six hits and deflected a pass the following week at Buffalo (9/8) ... finished second on the team with seven solo stops vs. Washington (10/13) ... recorded a career-high with 12 tackles, including 10 solos and batted down two passes at Indianapolis (10/20) ... his 12 tackles led the team ... sprained his knee vs. Miami (11/3) and was sidelined for the next three games ... returned to action as a reserve at San Diego (12/1) and made one defensive stop ... returned to the starting lineup at left corner vs. the Jets (12/8) and grabbed his first interception of the season, which he returned 38 yards for a touchdown ... it was the first touchdown of his professional career and earned him his first Miller Lite Player of the Game honors ... repeated as Miller Lite Player of the Game the following week at Dallas (12/15) when he posted seven solo hits and intercepted a pair of Troy Aikman passes in a 12-6 loss ... prevented two touchdowns in the game by deflecting a pass out of the arms of Michael Irvin and intercepting another pass in the end zone ... closed out the regular season with seven solo stops at the Giants (12/21) ... provided 10 tackles in three postseason games, including three hits in Super Bowl XXXI vs. Green Bay (1/26/97). **1995 (14/7):** Started seven of 14 games as a rookie, missing just two games vs. Buffalo (10/23) and Carolina (10/30) due to a hip flexor injury ... he finished the year ranked 10th in total tackles with 47 (40 solo), including his first career sack ... he was credited with nine passes

Extra Points

- ★ Ty earned prep MVP honors in both football and basketball at Aliquippa High.
- ★ Ty's childhood idol was his cousin and former Pitt hero Tony Dorsett.
- ★ Ty is one of seven Patriots players entering the 1997 season who are Pennsylvania natives, joining Willie Clay, Damon Denson, Dietrich Jells, Curtis Martin, Todd Rucci and Scott Zolak.



defensed, including three interceptions for 47 yards ... he saw action on special teams early in the season and contributed one solo tackle for the Patriots' coverage units ... played in each of the first three games, seeing action in nickel and dime pass coverages ... recorded five solo tackles at San Francisco (9/17) ... made his NFL starting debut as a nickel back to defend against Atlanta's "Red Gun" offense (10/1) and was credited with four defensive stops ... replaced Maurice Hurst (calf injury) to make his NFL starting debut at right cornerback at Kansas City (10/15) ... he missed the next two games due to a hip flexor injury and was listed among the Patriots' inactives ... he earned the starting position at right corner late in the season ... made his first of five consecutive starts in a 35-25 victory at Buffalo (11/26) and recorded his first NFL interception on a Jim Kelly pass ... picked off his second pass of the season the following week vs. New Orleans (12/3) and returned it 38 yards, the second-longest interception return of the season for the Patriots ... extended his interception streak to three games the following week and provided eight defensive stops in a 31-28 victory over the New York Jets (12/10) ... closed out his rookie campaign with a season-high eight solo stops, including his first career sack at Indianapolis (12/23) when he hit Jim Harbaugh on a corner blitz late in the first quarter.

College: Law declared himself eligible for the 1995 NFL draft after lettering three years at Michigan (1992-94) ... he earned first-team All-American honors from Walter Camp as a senior and was a two-time unanimous All-Big Ten Conference selection ... finished his collegiate career with 154 total tackles (120 solo) and 17 passes defensed, including six interceptions ... totaled 58 tackles (45 solos) and batted away eight passes, including two interceptions in his final season at Michigan ... he earned first-team Sophomore All-American honors in 1993 after leading the team with six interceptions and finishing fourth on the team with 57 tackles (47 solos) and a tackle for loss ... his top game was a two interception effort, including one in the end zone and the other at the five-yard line, to kill a pair of touchdown drives in a 28-0 shutout of Ohio State, earning National Player of the Week honors from *The Sporting News* and *Sports Illustrated* and Big Ten Conference Defensive Player of the Week accolades ... played in every game as a true freshman, starting the team's final six contests at weakside cornerback and finished the year with 49 tackles.

Personal: Tajuan Law was born Feb. 10, 1974 in Aliquippa, Pa. ... he attended Aliquippa (Pa.) High and earned All-American first-team honors by *Parade* and Tom Lemming's *Prep Football Report* ... played tailback, cornerback, safety, wide receiver and return specialist to help lead the team to the Class AA state title as a senior ... averaged 22.1 yards on 23 receptions, 10.1 yards on 45 rushes, 21.1 yards per punt return, recorded 71 tackles and picked off eight passes as a senior ... he was a two-time team MVP ... also earned MVP honors in basketball ... majored in literature at Michigan.

TY LAW'S NFL STATISTICS

Regular Season Defensive Statistics

Year	Team	G/S	TT	UT	A S-Yds	PD	FF	FR	SpT
1995	Patriots	14/7	47	40	7	1-6	9	0	1
1996	Patriots	13/12	62	56	6	0-0	10	0	0
Totals - 2 years		27/19	109	96	13	1-6	19	0	1

Regular Season Interceptions

Year	Team	No	Yds	Avg	Lg	TD
1995	Patriots	3	47	15.7	38	0
1996	Patriots	3	45	15.0	38t	1
Totals - 2 years		6	92	15.3	38t	1

Postseason Defensive Statistics

Year	Team	G/S	TT	UT	A S-Yds	PD	Int	FF	FR	SpT
1996	Patriots	3/3	10	7	3	0-0	1	0	0	0

Regular Season Single-Game Career Highs


Total Tackles – 12 at Indianapolis (10/20/96)

Solo Tackles – 10 at Indianapolis (10/20/96)

Sacks – 1 at Indianapolis (12/23/95)

Interceptions – 2 at Dallas (12/15/96)

Passes Defensed – 3 at Dallas (12/15/96)

**15 RAY LUCAS****Wide Receiver****6-3 ★ 201 ★ 1st Year****Rookie Free Agent '96****Rutgers****Born: August 6, 1972****Harrison, N.J.**

Transactions: Ray signed with the Patriots as a non-drafted free agent on May 1, 1996 ... waived (8/25/96) and was assigned to the Patriots' practice squad (8/27/96) ... activated from practice squad on Dec. 12, 1996.

NFL Career GP/GS (regular season 2/0, postseason 3/0):

Lucas was converted from college quarterback to wide receiver during his rookie campaign ... he was released during the preseason (8/25/96), but was re-signed to the Patriots' practice squad two days later. **1996 (2/0, 3/0):** Spent the first 15 weeks of the season on the practice squad ... activated off the practice squad on Dec. 12 and participated on special teams in each of the last two regular season games and each of the team's playoff games ... he made his NFL debut on special teams at Dallas (12/15) and nearly blocked a James Jett punt in the fourth quarter ... recorded two special teams tackles in the season finale at the Giants (12/21) ... was active for each of the Patriots' playoff games ... made one special teams hit in the divisional playoff victory over Pittsburgh (1/5/97) and in the AFC Championship Game victory over Jacksonville (1/12/97) ... participated on special teams, but did not record any tackles in Super Bowl XXXI vs. Green Bay (1/26/97).

College: Lucas played quarterback at Rutgers and completed his record-setting collegiate career in 1995 ... he set a school record with 43 career touchdown passes ... his career attempts (908), completions (514) and passing yards (5,896) fell just shy of Scott Erney's school records ... he added 772 yards and 15 touchdowns on 276 career carries ... completed 188 of 347 attempts for 2,180 yards and 16 touchdowns as a senior and rushed for 276 yards and six scores on 77 carries.

Personal: Ray Lucas was born August 6, 1972 in Harrison, N.J. ... he earned all-state honors as a quarterback at Harrison High ... as a senior, he passed for 960 yards, rushed for 545 more ... in addition to leading the offense, he also handled the team's kicking chores and finished the season scoring 98 of the team's 128 total points ... he also lettered in basketball ... majored in business administration at Rutgers ... Ray was recently married during the 1997 offseason.


Extra Points

- ★ Ray was originally projected as a safety, but was quickly converted to WR. He was a record-setting QB at Rutgers.
- ★ Entering the 1997 season, Ray has seen more action in the postseason (3 games) than he has in the regular season (2).
- ★ Ray is from Harrison, N.J., a town that is just one square mile.

RAY LUCAS' NFL STATISTICS**Regular Season Special Teams Tackles – 1996 (2)****Postseason Special Teams Tackles – 1996 (2)**



28 CURTIS MARTIN



Running Back

5-11 ★ 205 ★ 3rd Year

Draft: 3a (74th) '95

Pittsburgh

Born: May 1, 1973

Pittsburgh, Pa.

Pro Bowls (2): 1995, 1996

Transactions: Curtis Martin was drafted by the Patriots with a third-round selection (74th overall) obtained from Philadelphia as compensation for the loss of restricted free agent Kevin Turner ... signed July 18, 1995.

NFL Career GP/GS (regular season 32/30, postseason 3/3):

For the Patriots, Martin was the steal of the 1995 NFL draft and in just his second season helped carry the Patriots to an AFC Championship title ... he has played in every game since joining the Patriots as a third-round draft choice in 1995, starting 30 of 32 games ... he became just the 15th rusher in

NFL history to rush for over 1,000 yards in each of his first two seasons and just the second Patriots rusher to eclipse the 1,000-yard plateau in consecutive seasons (Jim Nance 1966-67) ... in just two years, he has already rushed for 2,639 yards and 28 touchdowns on 684 carries ... his career totals already rank among the franchise's all-time leaders ... his 28 rushing touchdowns ranks fourth in franchise history while his 684 carries and 2,639 yards each rank seventh all-time ... he enters the 1997 season needing just 753 yards to move into sole possession of fourth place on the Patriots' all-time career rushing list and could become the first Patriots player in franchise history to rush for over 1,000 yards in three consecutive seasons ... in 1995, he became just the fifth running back in franchise history to earn a trip to the Pro Bowl, joining Sam Cunningham (1978), Tony Collins (1983), Craig James (1985) and John Stephens (1988) ... in 1996, he was

Extra Points

- ★ Curtis is a devout Christian who dedicates much of his leisure time to studying the bible.
- ★ Curtis won the NFL's 1996 Run to Daylight competition. Emmitt Smith, Marshall Faulk, Thurman Thomas, Rodney Hampton and Herschel Walker were among those competing for the title.
- ★ Curtis' mother, Rochella, runs a clothing boutique in Pittsburgh.
- ★ Curtis is one of three players in NFL history to average a TD per game during his career.

VETERANS

MARTIN AMONG ALL-TIME TD/GAME LEADERS

Curtis Martin has scored 32 touchdowns in his first 32 games in the NFL and is one of just three players in NFL history to average a touchdown per game (min. 20 games). The NFL's top five touchdowns-per-game leaders are listed below:

Player	Games	TDs	TDs/Game
1. Jim Brown	118	126	1.068
2. Emmitt Smith	109	115	1.055
3. Curtis Martin	32	32	1.000
4. Steve Van Buren	83	77	0.928
5. Jerry Rice	188	164	0.872



voted back to the Pro Bowl – the first Patriot running back to be elected twice in his career.

1996 (16/15, 3/3): Martin started 15 of 16 regular season games for the second consecutive season ... the only game he did not start was vs. the Jets (12/8) when the Patriots opened with David Meggett at running back in passing formation ... Martin started every other game, including all three playoff games ... he rushed for 1,152 yards and 14 touchdowns on 316 carries and earned a return trip to the Pro Bowl ... his 1,152 yards ranked fifth in the AFC, ninth overall ... his 14 rushing touchdowns led the AFC and ranked second in the league (to Terry Allen) ... he added 333 yards and three touchdowns on 46 receptions, to give him 1,485 yards from scrimmage and 17 touchdowns ... his 46 receptions ranked fourth on the team ... he scored 104 points (17 touchdowns, 1 two-point conversion) – second on the team behind Adam Vinatieri (120) ... his 1,485 total yards ranked fourth in the AFC, eighth overall ... his 17 touchdowns led the AFC and ranked second in the league ... he had 29 runs of 10 yards or more, which ranked fifth in the league ... he rushed for over 100 yards in two regular season games, the 10th and 11th of his career ... he opened the season with just 23 yards on 11 carries at Miami (9/1) ... rushed just seven times in the second half at Buffalo (9/8) and finished the game with 90 yards on 28 carries ... earned the Staples Star of the Game honors after tying a franchise record by scoring three touchdowns (one rushing, two receiving) in a 31-0 victory over Arizona (9/15) ... rushed for 92 yards and a touchdown on 27 carries and added 33 yards and two touchdowns on five receptions ... also scored on a two-point conversion, the first of his career ... rushed 24 times for 95 yards and a touchdown vs. Jacksonville (9/22) ... earned Miller Lite Player of the Game and Staples Star of the Game honors when he rushed for a season-high 164 yards and two touchdowns on just 17 carries for a career-high 9.6-yard average per carry vs. Washington (10/13) ... sprinted through the Redskins secondary for a 57-yard gain before being brought down by Darrell Green ... it was the longest gain of Martin's career and the longest run from scrimmage since Craig James' 65-yard run vs. Green Bay (9/8/85) ... rushed for two touchdowns for the second consecutive week in a victory over Indianapolis (10/20) to earn Staples Star of the Game honors for the third time ... scored two touchdowns (one rushing, one receiving) to help the Patriots claim a 28-25 victory over Buffalo (10/27) ... tied a franchise rushing record, shared by Mosi Tatupu, Tony Collins and Sam Cunningham, by rushing for three touchdowns in a 42-23 victory over Miami (11/3) ... his three-touchdown performance extended a consecutive-game, multiple-touchdown streak to five games – a new franchise record ... he added two receptions for 56 yards, including a career-long 41-yard reception, which led to a Ben Coates touchdown ... earned Miller Lite Player of the Game honors after rushing for his 14th touchdown of the season in a come-from-behind victory over the Jets (11/10) ... caught five passes for a career-high 81 yards, including a 31-yard reception in which he eluded four Jets defenders ... earned Staples Star of the Game honors the following week vs. Denver after scoring a touchdown in his sixth consecutive game to set a new franchise record ... the touchdown was the 30th of his career in just his 27th game – the fourth quickest start in NFL history after Gale Sayers (23 games), Steve Van Buren (23) and Jim Brown (26) ... he also led the team with a career-high seven receptions in the game ... scored a touchdown the following week vs. Indianapolis (11/24) to extend his consecutive game touchdown streak to a franchise record seven games and rushed for 141 yards on 35 carries ... his 35 carries tied the second busiest day of his career ... he did not score in a 45-7 victory over San Diego (12/1), snapping a seven-game scoring streak ... did not start vs. the Jets (12/8), but earned Staples Star of the Game honors for his performance as he rushed for 94 yards and scored a 19-yard touchdown on 21 carries and eclipsed the 1,000-yard plateau for the second consecutive season ... he became the 15th player in NFL history to rush for over 1,000 yards in each of his first two seasons and the first Patriot to have back-to-back 1,000-yard seasons since Jim Nance did so in 1966-67 ... picked up 17 yards on his first carry at Dallas (12/15) and finished the game with 91 yards on 20 carries ... closed



out the regular season with just 9 yards on eight carries vs. the Giants (12/21) ... set a franchise playoff record in the divisional playoff game vs. Pittsburgh (1/5/97) when he exploded for 166 yards and three touchdowns, including a 78-yard touchdown run, on just 19 carries (8.7 avg.) ... his 166 yards, three touchdowns and 78-yard run each set new Patriots playoff records ... rushed 19 times for 59 yards and scored his fourth touchdown of the postseason in a 20-6 victory over Jacksonville in the AFC Championship Game (1/12/97) ... scored his fifth touchdown of the postseason – a Patriots career playoff record – vs. Green Bay in Super Bowl XXXI (1/26/97) and finished the game with 42 yards on 11 carries and an 18-yard touchdown run.

1995 (16/15): Martin was the biggest surprise of the 1995 NFL season ... all 30 teams passed on the young prospect in the annual NFL draft after an ankle injury caused Martin to redshirt his senior season at Pittsburgh ... the Patriots finally selected him with the 74th overall pick in the draft ... of the nine running backs selected ahead of Martin in the draft, only Rashaan Salaam eclipsed the 1,000-yard rushing plateau as a rookie ... the former Heisman Trophy winner and first-round draft choice rushed for 1,074 yards and 10 touchdowns, while the seven (Ki-Jana Carter missed the season due to a knee injury) other running backs combined for just 1,802 yards and 10 touchdowns ... the rookie rusher was immediately in contention for the starting tailback honors due to the loss of the Patriots' top two rushers from 1994 (Marion Butts and Leroy Thompson) ... Martin emerged from training camp as the Patriots' starting running back and, by season's end, was the most dominant rusher in the league ... his 368 carries for 1,487 yards and 14 rushing touchdowns set franchise records in each category and was the greatest rookie rushing performance in the NFL since the arrival of Eric Dickerson in 1983 ... in fact, in the history of the NFL, only Dickerson (1,808), George Rogers (1,674 yards in 1981) and Ottis Anderson (1,605 yards in 1979) rushed for more yards in their rookie campaigns than Martin and only Dickerson (18) and Ickey Woods (15) rushed for more touchdowns ... his rookie season success garnered national attention, earning Martin Rookie of the Year honors and an invitation as the only rookie to play in the 1996 Pro Bowl ... he started 15 of 16 games as a rookie and rushed for 1,487 yards and 14 touchdowns on 368 carries ... he set franchise single-season rushing records in every major rushing category and tied an NFL rookie rushing record by eclipsing the 100-yard rushing plateau in nine games ... his 103-yard effort in the season finale tied the NFL mark and earned him a place in the Patriots' record books with his fifth consecutive 100-yard game, tying Jim Nance's record set in 1966 ... Martin led the AFC in yards rushing and ranked third in the league behind Emmitt Smith (1,773) and Barry Sanders (1,500) ... only Emmitt Smith (25) and Chris Warren (15) rushed for more touchdowns than Martin and only Smith (377) had more carries ... yet, in the season's final 10 games, Martin out-distanced them all ... he totaled 1,199 yards and 12 touchdowns, nearly 120 yards per game, over a span in which Smith totaled just 1,029 yards and Sanders rushed for 905 yards ... Martin became the first rookie to lead the AFC in rushing since Curt Warner, who did so in 1983 (1,449 yards) ... Martin's 1,487 yards rushing not only led the AFC, but out-distanced nine other NFL teams' 1995 rushing totals ... his impact on the Patriots' 1995 season was felt in the very first game vs. Cleveland (9/3) when Martin took the opening handoff from Drew Bledsoe, followed a Bruce Armstrong lead block over left tackle, cut across the grain and raced down the right sideline until he was shoved out of bounds after a 30-yard gain ... on his first professional carry, Martin eclipsed the longest rush of the 1994 season – a 26-yard carry by Marion Butts ... it was the longest carry by a Patriot since Kevin Turner had a 49-yard gain vs. Cleveland on Dec. 19, 1993 ... Martin closed out the game with a game-winning touchdown dive, which he made possible with his second-effort lunge from 1-yard out and just 19 seconds remaining in the game in a 17-14 come-from-behind victory ... he finished the game with 19 carries for 102 yards (5.4 avg.) and scored the game-winning touchdown to earn his first of nine Miller Lite Player of the Game awards in 1995 ... in doing so, he became the first rookie in franchise history to rush for over 100 yards in their professional debut and the first rookie to rush for 100 yards since Scott



Lockwood picked up 123 yards vs. Miami on Dec. 27, 1992 ... he was also the first Patriot running back to eclipse the century mark since Leonard Russell rushed for 138 yards on Dec. 26, 1993 ... unfortunately for Martin and the Patriots, the success of the running game quickly eroded, as he averaged just 2.5 yards per carry and just one touchdown on 75 carries in the next five games ... had a season-low 8 yards on just six carries (1.3 avg.) in a 37-3 loss vs. Denver (10/8) ... he did not start the following week at Kansas City, but came off the bench to replace Corey Croom, who left the game with an injury ... he returned to the starting lineup the following week vs. Buffalo (10/23) and began his NFL domination ... in that Monday Night game, he quieted critics who once questioned his stamina when he carried the ball 36 times for 127 yards, including a touchdown run of 20 yards in the first quarter ... he earned his second Miller Lite Player of the Game honors for his performance ... his 36 attempts ranks second only to Jim Nance's 38 carries on Oct. 30, 1966 in franchise history ... the following week, Carolina (10/29) scored a 20-17 overtime upset despite Martin's first multiple touchdown performance ... he ended the game with 85 yards on 24 carries (3.5 avg.) and two touchdowns and added another 30 yards on four receptions, earning his third player of the game honors ... the following week, he exploded for a season-high 166 yards and two touchdowns on 35 carries (4.7 avg.) in a 20-7 victory over the Jets (11/5) ... added 22 yards on a pass reception and earned his third consecutive player of the game honors ... he broke through the Jets' defense for a season-long 49-yard gain just before the half to set up a Matt Bahr 29-yard field goal, as the Patriots took a 13-0 lead at the half ... set a Patriots rookie single-game rushing record with his season-high 166-yard performance at the New York Jets ... the previous record was set during the 1987 strike when Michael LeBlanc rushed for 146 yards on 35 carries (10/11/87) ... the non-strike record was set by John Stephens, who picked up 134 yards on 25 carries vs. Buffalo on Oct. 23, 1988 ... he earned Miller Lite Player of the Game honors for the fourth consecutive week when he totaled 187 net yards of offense, including a 142-yard, two-touchdown rushing performance on 30 carries in a 34-17 victory over Miami (11/12) ... he was slowed to just 48 yards and a touchdown on just 16 carries vs. Indianapolis (11/19) ... his solo touchdown was the Patriots' only touchdown of the game in a 24-10 defeat, but extended his personal touchdown streak to five games ... his touchdown streak was snapped the following week at Buffalo (11/26), but he did spring back to his previous form as he gained 148 yards on 27 carries (5.5 avg.), his second highest output of the season, as he helped the Patriots to the first series sweep of Buffalo in eight years ... he followed with 112 yards and two touchdowns on 31 carries (3.6 avg.) in a 31-17 loss vs. New Orleans (12/3), but again earned player of the game honors for his performance ... beat up on the Jets (12/10) for the second time of

MARTIN RUNS AWAY FROM THE COMPETITION

Through his first six games of the 1995 season, Martin posed no threat to make a run at the conference rushing title. After rushing for 102 yards in the season opener, Martin totaled just 186 yards in his next five games. In fact, in the sixth week of the season, Martin came off the bench to replace running mate Corey Croom who was sidelined with a first quarter injury.

Martin regained his starting role and in the final 10 games of the season, no one performed better or more consistently. He rushed for 1,199 yards and 12 touchdowns, an average of 119.9 yards and 1.2 touchdowns per game during that 10-game span. The NFL's top five rushers in their last 10 games of the 1995 season are listed below:

TOTALS FROM LAST 10 GAMES OF 1995

Player	No	Yds	Avg	TD
Curtis Martin	274	1,199	4.4	12
Emmitt Smith	236	1,029	4.4	14
Barry Sanders	203	905	4.5	7
Chris Warren	193	880	4.6	9
Terry Allen	214	795	3.7	9



the season with 148 yards and two touchdowns on 31 carries (4.8 avg.) ... his two rushing touchdowns gave him 14 for the season, setting a new franchise single-season record, previously held by Steve Grogan, who had 12 rushing touchdowns in 1976 ... the Pittsburgh native returned home for a game against the Steelers and arguably turned in the best performance of his remarkable rookie season ... he rushed 20 times for 120 yards and a season-high 6.0 average yards per carry and finished with a season-high eight receptions for 62 yards, including a 22-yard touchdown reception, the first of his career ... his 120-yards rushing was just his sixth highest performance of the season, but it was the most yards allowed by the Steelers all season and just the third time that they had allowed a 100-yard rushing performance ... he closed out the season at Indianapolis with his fifth consecutive 100-yard game as he totaled 103 yards on 24 carries for a 4.3 yard average and earned his fifth consecutive Miller Lite Player of the Game honors ... his 103 yards rushing were the most the Colts had allowed all season as well ... when the dust had settled, Martin stood atop the AFC in yards rushing (1,487) and total yards from scrimmage (1,748) and became the first rookie to lead the AFC in rushing since Curt Warner did so in 1983 (1,449 yards) ... at season's end, Martin was deluged with postseason honors, including Associated Press and the Pro Football Writer's Association Rookie of the Year honors ... he was a consensus all-rookie team selection and received multiple All-AFC team accolades ... he was the only rookie invited to attend the 1996 Pro Bowl as a second-team selection.

College: Martin lettered three years at Pittsburgh. **1994:** He was a preseason All-American and All-Big East Conference selection entering his senior campaign, but suffered a season-ending ankle injury in just his second game of the season vs. Texas and was redshirted. ... totaled 282 yards and a touchdown on just 36 carries (7.3 avg.) prior to his injury ... opened the season with a career-high 251-yard effort on 28 carries (9.0 avg.) and a touchdown vs. Texas (9/3) ... rushed for 31 yards on eight carries vs. Ohio (9/10), but suffered a severely sprained ankle in the second quarter and missed the remaining nine games of the season ... declared himself eligible for the 1995 draft rather than return to Pittsburgh for his redshirted senior season. **1993:** He earned honorable mention All-American honors from *Football News* as a junior ... selected first-team All-Big East Conference and Eastern College Athletic Conference choice that year after starting 10 games and rushing for 1,075 yards and seven touchdowns on 210 carries (5.1 avg.) ... missed the Rutgers game (10/28) due to a left shoulder contusion (AC joint, second degree) the week before at West Virginia (10/23) ... was the first Pittsburgh rusher to break the 1,000-yard plateau since Curvin Richards gained 1,282 yards in 1989 eclipsed the 1,000-yard mark on a spectacular run in the season finale vs. Temple when he burst past two Owl defenders and raced 80 yards for a game clinching touchdown ... led the Panthers with 33 receptions for 249 yards (7.6 avg.) and a touchdown ... averaged 128.5 all-purpose yards per game ... rushed for over 100 yards in four games ... exploded for a season-high 206 yards and a touchdown on 37 carries vs. Syracuse (10/16). **1992:** Started only four of 10 games as a sophomore, yet finished the year with 730 yards on 158 carries (4.6 avg.) and five touchdowns ... suffered some minor injuries, including a left ankle sprain and a midseason turf toe injury ... caught 33 passes for 317 yards (9.6 avg.) and a touchdown. **1991:** Rushed for 556 yards and two touchdowns on 114 carries (4.9 avg.) and caught 20 passes for 179 yards (9.0 avg.) as a freshman.

Personal: Curtis Martin was born the son of, Curtis, Sr. and Rochella Martin on May 1, 1973 in Pittsburgh, Pa. ... he attended Allderdice High in Pittsburgh, Pa. ... did not play prep football until his senior year ... rushed for 1,705 yards and 20 touchdowns on 229 carries (7.4 avg.) ... rushed for over 200 yards four times ... earned all-state recognition and was voted City League Player of the Year (1990) by the *Pittsburgh Post-Gazette* and *Pittsburgh Press* ... named MVP in the Maryland-Pennsylvania "Big 33" All-Star Game ... named the school's Athlete of the Year and recipient of the Dapper Dan Award ... majored in public administration at Pittsburgh ... Curtis has one daughter, Diamond.

**CURTIS MARTIN'S NFL STATISTICS****Regular Season Offensive Statistics**

Year	Team	G/S	Rushing					Receiving					
			No	Yds	Avg	LG	TD	No	Yds	Avg	LG	TD	
1995	Patriots	16/15	368	1487	4.0	49	14	30	261	8.7	27	1	
1996	Patriots	16/15	316	1152	3.6	57	14	46	333	7.2	41	3	
Totals - 2 yrs			32/30	684	2639	3.9	57	28	76	594	7.8	41	4

Additional Statistics

Fumbles/Lost/Recovered – 1995 (5/3/3), 1996 (4/3/1)

Misc. Offensive Tackles – 1996 (1)

Regular Season Single-Game Career Highs

Rushing Attempts – 36 vs. Buffalo (10/23/95)

Yards Rushing – 166 at the New York Jets (11/5/95)

Average Per Carry – 9.6 vs. Washington (10/13/96)

Longest Run – 57 vs. Washington (10/13/96)

Rushing Touchdowns – 3 vs. Miami (11/3/96)

Receptions – 7 vs. Denver (11/17/96)

Yards Receiving – 81 at New York Jets (11/10/96)

Average Per Reception (min. of 2 rec.) – 28.0 vs. Miami (11/3/96)

Longest Reception – 41 vs. Miami (11/3/96)

Touchdown Receptions – 2 vs. Arizona (9/15/96)

Postseason Offensive Statistics

Year	Team	G/S	Rushing					Receiving				
			No	Yds	Avg	LG	TD	No	Yds	Avg	LG	TD
1996	Patriots	3/3	49	267	5.4	78t	5	8	55	6.9	20	0

Postseason Single-Game Career Highs

Rushing Attempts–19 (twice) Most recent vs. Jacksonville (1/12/97)

Yards Rushing – 166 vs. Pittsburgh (1/5/97)

Average Per Carry – 8.7 vs. Pittsburgh (1/5/97)

Longest Run – 78t vs. Pittsburgh (1/5/97)

Rushing Touchdowns – 3 vs. Pittsburgh (1/5/97)

Receptions – 3 (twice) Most recent vs. Green Bay (1/26/97)

Yards Receiving – 28 vs. Green Bay (1/26/97)

Average Per Reception (min. of 2 rec.)–9.3 vs. Green Bay (1/26/97)

Longest Reception – 20 vs. Green Bay (1/26/97)

Touchdown Receptions – 0

Pro Bowl Offensive Statistics

Year	Team	G/S	Rushing					Receiving				
			No	Yds	Avg	LG	TD	No	Yds	Avg	LG	TD
1996	AFC	1/0	4	14	3.5	11	0	2	20	10.0	17	1
1997	AFC	1/0	13	48	3.7	9	1	2	8	4.0	6	0
Totals 2-Year		2/0	17	62	3.6	11	1	4	28	7.0	17	1

PATRIOTS ALL-TIME SINGLE SEASON RUSHING LEADERS**YARDS FROM SCRIMMAGE**

1,748 **Curtis Martin (1995)**
 1,587 Craig James (1985)
 1,561 Jim Nance (1966)
 1,491 Stanley Morgan (1986)
 1,485 **Curtis Martin (1996)**

RUSHING ATTEMPTS

368 **Curtis Martin (1995)**
 316 **Curtis Martin (1996)**
 300 Leonard Russell (1993)
 299 Jim Nance (1966)
 297 John Stephens (1988)
 270 Sam Cunningham (1977)

RUSHING YARDS

1,487 **Curtis Martin (1995)**
 1,458 Jim Nance (1966)
 1,227 Craig James (1985)
 1,216 Jim Nance (1967)
 1,168 John Stephens (1988)
 1,152 **Curtis Martin (1996)**

RUSHING TOUCHDOWNS

14 **Curtis Martin (1996)**
 14 **Curtis Martin (1995)**
 12 Steve Grogan (1976)
 11 Horace Ivory (1978)
 11 Jim Nance (1966)

TOTAL TOUCHDOWNS

17 **Curtis Martin (1996)**
 15 **Curtis Martin (1995)**
 13 Stanley Morgan (1979)
 13 Steve Grogan (1976)
 12 Mack Herron (1974)



CURTIS MARTIN'S GAME-BY-GAME STATISTICS

Curtis Martin's 1995 Game-By-Game Offensive Totals

1995	Opponent	Starts	Rushing					Receiving					
			No	Yds	Avg	Lg	TD	Rec	Yds	Avg	Lg	TD	
09/03	Cleveland	S	19	102	5.4	30	1	0	0	0.0	0	0	
09/10	Miami	S	18	40	2.2	9	0	1	9	9.0	9	0	
09/17	at San Francisco	S	24	63	2.6	9	0	0	0	0.0	0	0	
10/01	at Atlanta	S	14	44	3.1	8	1	1	-1	-1.0	-1	0	
10/08	Denver	S	6	8	1.3	3	0	1	3	3.0	3	0	
10/15	at Kansas City	p	13	31	2.4	12	0	3	28	9.3	15	0	
10/23	Buffalo	S	36	127	3.5	20t	1	1	-2	-2.0	-2	0	
10/29	Carolina	S	24	85	3.5	14	2	4	30	7.5	21	0	
11/05	at N.Y. Jets	S	35	166	4.7	49	2	1	22	22.0	22	0	
11/12	at Miami	S	30	142	4.7	23	2	3	45	15.0	27	0	
11/19	Indianapolis	S	16	48	3.0	17	1	1	5	5.0	5	0	
11/26	at Buffalo	S	27	148	5.5	39	0	2	30	15.0	21	0	
12/03	New Orleans	S	31	112	3.6	11	2	0	0	0.0	0	0	
12/10	N.Y. Jets	S	31	148	4.8	32	2	1	6	6.0	6	0	
12/16	at Pittsburgh	S	20	120	6.0	32	0	8	62	7.8	22t	1	
12/23	at Indianapolis	S	24	103	4.3	22	0	3	24	8.0	13	0	
1995 Totals			16/15	368	1487	4.0	49	14	30	261	8.7	27	1

Curtis Martin's 1996 Game-By-Game Offensive Totals

Date	Opponent	G/S	Rushing					Receiving					
			No	Yds	Avg	Lg	TD	No	Yds	Avg	Lg	TD	
09/01	at Miami	S	11	23	2.1	7	0	-	-	-	-	-	
09/08	at Buffalo	S	28	90	3.2	13	0	4	20	5.0	10	0	
09/15	Arizona	S	27	92	3.4	11	1	5	33	6.6	13t	2	
09/22	Jacksonville	S	24	95	4.0	19	1	2	14	7.0	11	0	
10/06	at Baltimore	S	20	52	2.6	18	0	2	17	8.5	9	0	
10/13	Washington	S	17	164	9.6	57	2	1	-6	-6.0	-6	0	
10/20	at Indianapolis	S	25	75	3.0	19	2	1	-1	-1.0	-1	0	
10/27	Buffalo	S	21	54	2.6	10	1	5	21	4.2	8	1	
11/03	Miami	S	18	53	2.9	37	3	2	56	28.0	41	0	
11/10	at New York Jets	S	15	43	2.9	12	1	5	81	16.2	31	0	
11/17	Denver	S	7	13	1.9	7	1	7	23	3.3	9	0	
11/24	Indianapolis	S	35	141	4.0	12t	1	3	28	9.3	24	0	
12/01	at San Diego	S	19	63	3.3	19	0	1	14	14.0	14	0	
12/08	New York Jets	p	21	94	4.5	19t	1	3	13	4.3	8	0	
12/15	at Dallas	S	20	91	4.6	21	0	3	19	6.3	9	0	
12/21	at New York Giants	S	8	9	1.1	5	0	2	1	0.5	4	0	
1996 Totals			16/15	316	1152	3.6	57	14	46	333	7.2	41	3
1/5/97	Pittsburgh	S	19	166	8.7	78t	3	2	9	4.5	6	0	
1/12/97	Jacksonville	S	19	59	3.1	15	1	3	18	6.0	12	0	
1/26/97	Green Bay	S	11	42	3.8	18t	1	3	28	9.3	20	0	
Postseason Totals			3/3	49	267	5.4	78t	5	8	55	6.9	20	0

PATRIOTS ALL-TIME CAREER RUSHING LEADERS

Curtis Martin is one of the many current Patriots who are currently re-writing a number of Patriots single-season and career records. His two-year totals and current rankings are listed below:

	<u>Rushing</u>	<u>Years</u>	<u>No.</u>	<u>Yards</u>	<u>Avg</u>	<u>Lg</u>	<u>TD</u>
1.	Sam Cunningham	1973-79,					
		1981-82	1,385	5,453	3.9	75t	43
2.	Jim Nance	1965-71	1,323	5,323	4.0	65t	45
3.	Tony Collins	1981-87	1,191	4,647	3.9	54	32
4.	Don Calhoun	1975-81	820	3,391	4.1	73	23
5.	John Stephens	1988-92	891	3,249	3.6	52	17
6.	Larry Garron	1960-68	763	2,981	3.9	85t	14
7.	Curtis Martin	1995-96	684	2,639	3.9	57	28
8.	Craig James	1984-88	585	2,469	4.2	73	11
9.	Mosi Tatupu	1978-90	612	2,415	3.9	55	18
10.	Carl Garrett	1969-72	537	2,235	4.2	80t	15



MARTIN AMONG QUICKEST STARTS IN NFL HISTORY

Curtis Martin rushed for 2,639 yards in his first two seasons in the NFL – the seventh fastest accumulation in NFL history. The NFL's top 10 two-year rushing totals are listed below:

Rk	Name, Team	Years	Att	Yards	Avg	TD
1.	Eric Dickerson, Rams	1983-84	769	3913	5.1	32
2.	Earl Campbell, Oilers	1978-79	670	3147	4.7	32
3.	Ottis Anderson, Cardinals	1979-80	632	2957	4.7	17
4.	Barry Sanders, Lions	1989-90	535	2774	5.2	27
5.	Billy Sims, Lions	1980-81	609	2740	4.5	26
6.	Terrell Davis, Broncos	1995-96	582	2655	4.6	21
7.	Curtis Martin, Patriots	1995-96	684	2639	3.9	28
8.	Jerome Bettis, Rams	1993-94	613	2454	4.0	10
9.	Marshall Faulk, Colts	1994-95	603	2360	3.9	22
10.	Bobby Humphrey, Broncos	1989-90	582	2353	4.0	14

CONSECUTIVE 1,000-YARD SEASONS TO START A CAREER

Curtis Martin became the 15th player in NFL history to rush for over 1,000 yards in each of his first two seasons. Below is a list of the most consecutive 1,000-yard rushing seasons to begin a career.

Player	#	Years	Player	#	Years
Barry Sanders	8	1989-96	Billy Sims	2	1980-81
Eric Dickerson	7	1983-89	Bobby Humphrey	2	1989-90
Tony Dorsett	5	1977-81	Jerome Bettis	2	1993-94
Earl Campbell	4	1978-81	Errict Rhett	2	1994-95
John Brockington	3	1971-73	Marshall Faulk	2	1994-95
Ottis Anderson	3	1979-81	Terrell Davis	2	1995-96
William Andrews	2	1979-80	Curtis Martin	2	1995-96
Joe Cribbs	2	1980-81			

MARTIN CLAIMS AFC TOUCHDOWN TITLE

Curtis Martin's 17 touchdowns led the AFC and ranked second overall in the NFL. The league's top touchdown scorers of 1996 are listed below:

Name, Team	TD	Rus	Rec	2-Pt	Pts
Terry Allen, Washington	21	21	0	0	126
Curtis Martin, Patriots	17	14	3	1	104
Emmitt Smith, Dallas	15	12	3	0	90
Terrell Davis, Denver	15	13	2	0	90
Michael Jackson, Baltimore	14	0	14	0	88
Tony Martin, San Diego	14	0	14	0	84

MARTIN SCORING AT A RECORD PACE

After two full seasons, only Eric Dickerson has scored more touchdowns (rushing and receiving) than Curtis Martin. The NFL's all-time touchdown leaders after two seasons are listed below:

Player	Team	2-Yr TD Totals
Eric Dickerson	Rams	34
Curtis Martin	New England	32
Earl Campbell	Houston	32
Billy Sims	Detroit	31

ALOHA!

Martin is the fifth Patriots running back to be selected to the Pro Bowl, but the first to earn multiple trips. The other Patriots to be invited were Sam Cunningham (1978), Tony Collins (1983), Craig James (1985) and John Stephens (1988).



THE LONGEST YARDS

In 1995, Martin had 11 carries of 20 yards or more, 10 more than the Patriots totaled in 1994. In 1996, he ranked fifth in the league in runs of 10 yards or more with 29, including three over 20 yards. He had five 19-yard carries that do not appear in the list below:

Lg	Opponent	Date	Results
78t	Pittsburgh	Jan. 5, 1997	Touchdown (Martin)
57	Washington	Oct. 13, 1996	Missed FG (Vinatieri)
49	at N.Y. Jets	Nov. 5, 1995	Field Goal (Bahr)
39	at Buffalo	Nov. 26, 1995	Interception
37	Miami	Nov. 3, 1996	Touchdown (Martin)
32	at Pittsburgh	Dec. 16, 1995	Field Goal (Bahr)
32	N.Y. Jets	Dec. 10, 1995	Punt
30	Cleveland	Sept. 3, 1995	Field Goal (Bahr)
29	at N.Y. Jets	Nov. 5, 1995	Touchdown (Martin)
23t	Pittsburgh	Jan. 5, 1997	Touchdown (Martin)
23	at Pittsburgh	Dec. 16, 1995	Field Goal (Bahr)
23	at Miami	Nov. 12, 1995	Missed Field Goal (Bahr)
23	at Miami	Nov. 12, 1995	Touchdown (Martin)
22	at Indianapolis	Dec. 23, 1995	Missed Field Goal (Bahr)
21	at Dallas	Dec. 12, 1996	Field Goal (Vinatieri)
20t	Buffalo	Oct. 23, 1995	Touchdown (Martin)

VETERANS

MARTIN'S 100-YARD GAMES

Curtis Martin rushed for over 100 yards in nine of his first 15 starts in 1995, tying an NFL rookie rushing record which was set by Ottis Anderson (1979) and later tied by George Rogers (1981) and Eric Dickerson (1983). It also established a Patriots franchise record, breaking the previous record of eight 100-yard games by Jim Nance (1966). Martin closed out the season with 100-yard rushing efforts in five consecutive games, tying another franchise record, also set by Nance in 1966. In 1996, he added three 100-yard games, including a 166-yard effort in the divisional playoff game vs. Pittsburgh. His 12 career 100-yard games are listed below:

Yards	Att	TDs	W/L	Opponent (Date)
166	19	3	W	Pittsburgh (1/5/97)
166	34	2	W	at New York Jets (11/5/95)
164	17	2	L	Washington (10/13/96)
148	31	2	W	New York Jets (12/10/95)
148	27	0	W	at Buffalo (11/26/95)
142	30	2	W	at Miami (11/12/95)
141	35	1	W	Indianapolis (11/24/96)
127	36	1	W	Buffalo (10/23/95)
120	20	0	L	at Pittsburgh (12/16/95)
112	31	2	L	New Orleans (12/3/95)
103	24	0	L	at Indianapolis (12/23/95)
102	19	1	W	Cleveland (9/3/95)

italics denotes playoff game

MARTIN PROVES TO BE STEAL OF '95 DRAFT

Curtis Martin was the 10th running back selected in the 1995 NFL draft. Those picked ahead of him and their two-year rushing totals are listed below. The players are listed in the order in which they were selected.

Pk	Player - Team	Att	Yards	Avg.	TDs
1.	Ki-Jana Carter - Bengals	91	264	2.9	8
17.	Tyrone Wheatley - Giants	190	645	3.4	4
18.	Napolean Kaufman - Raiders	258	1,364	5.3	2
19.	James Stewart - Jaguars	327	1,248	3.8	10
21.	Rashaan Salaam - Bears	439	1,570	3.6	13
44.	Ray Zellars - Saints	170	637	3.7	6
46.	Sherman Williams - Cowboys	117	474	4.1	1
51.	Terrell Fletcher - Chargers	103	422	4.1	1
66.	William Henderson - Packers	46	165	3.6	0
74.	Curtis Martin - Patriots	684	2,639	3.9	28



The notes listed below are reflect statistical totals from Curtis Martin's sensational rookie campaign, in which he rushed for 1,487 yards and 14 touchdowns on 368 carries (4.0 avg.):

ROOKIE OF THE YEAR HONORS IN PATS HISTORY

Rookie running back Curtis Martin became the fifth Patriot in franchise history to earn Rookie of the Year honors. Four Patriots have won the Offensive Rookie of the Year honors. The only defensive recipient of the award was by Mike Haynes in 1976. The five Patriots recipients of the award are listed below:

Year	Players	Position	Round Drafted
1969	Carl Garrett	Running Back	3rd (58)
1976	Mike Haynes	Cornerback	1st (5)
1988	John Stephens	Running Back	1st (17)
1991	Leonard Russell	Running Back	1st (14)
1995	Curtis Martin	Running Back	3rd (74)

NFL'S ALL-TIME LEADING ROOKIE RUSHERS

Only three players in the history of the NFL ever rushed for more yards during their rookie season than Patriots running back Curtis Martin did in 1995 and only two backs scored more rushing touchdowns than did Martin. Below is a list of the top five rookie rushers of all-time.

RUSHING		RUSHING	
ROOKIE, YEAR	YARDS	ROOKIE, YEAR	TDs
Eric Dickerson, 1983	1,808	Eric Dickerson, 1983	18
George Rogers, 1981	1,674	Ickey Woods, 1988	15
Ottis Anderson, 1979	1,605	Curtis Martin, 1995	14
Curtis Martin, 1995	1,487	Gale Sayers, 1965	14
Barry Sanders, 1989	1,470	Barry Sanders, 1989	14

1995 TOTAL YARDS RANKS 8TH ALL-TIME

Martin's 1,487 yards rushing placed him fourth among the NFL's all-time rookie rushing performances. Although he was not utilized as a receiver out of the backfield, his 30 receptions for 261 yards were enough to move Martin into eighth place on the NFL's all-time rookie yardage record for total yards from scrimmage. The top eight are listed below:

Year	Yards	Player	Rush	Rec
1983	2,212	Eric Dickerson	1,808	404
1980	1,924	Billy Sims	1,303	621
1979	1,913	Ottis Anderson	1,605	308
1994	1,804	Marshall Faulk	1,280	522
1981	1,800	George Rogers	1,674	126
1983	1,774	Curt Warner	1,449	325
1989	1,752	Barry Sanders	1,470	282
1995	1,748	Curtis Martin	1,487	261


MARTIN'S 1995 RUSHING TOTALS VS. THE NFL

Curtis Martin's 1,487 yards rushing his rookie season not only led the AFC, but he also out-distanced nine other NFL teams. Those totals are listed below:

	Att	Yards	Avg	TD
Curtis Martin	368	1,487	4.0	14
Cleveland	398	1,482	3.7	5
San Francisco	415	1,479	3.6	19
Cincinnati	364	1,439	4.0	7
St. Louis	392	1,431	3.7	5
Green Bay	410	1,428	3.5	9
Atlanta	337	1,393	4.1	8
New Orleans	383	1,390	3.6	11
Arizona	387	1,363	3.5	3
New York Jets	365	1,279	3.5	2



55 WILLIE MCGINEST



Linebacker

6-5 ★ 255 ★ 4th Year

Draft: 1 (4th), '94

Southern Cal

Born: December 11, 1971

Long Beach, Calif.

(Mc-ginn-est)

Pro Bowls (1): 1996

Pronunciation: McGinest is pronounced with a soft "g" and a soft "i" sound. "Ginest" rhymes with "thinnest."

Transactions: Willie McGinest was drafted with the Patriots' own selection in the first round (fourth overall) of the 1994 NFL draft.

NFL Career GP/GS (regular season 48/39, postseason 1/1): McGinest has played in every game since being drafted by the Patriots in the first round of the 1994 NFL draft ...

he has made 33 consecutive starts ... played outside linebacker for two seasons before making the transition to defensive end last year when the Patriots switched from a 3-4 to a 4-3 defense ... he was voted to his first Pro Bowl in 1996, his first season playing defensive end ... he has totaled 198 career tackles, including 148 solo tackles and 25 sacks ... his 25 career sacks currently ranks 14th in franchise history and is the fastest start since Garin Veris totaled 28 in his first three seasons (1985-87) ... his only interception was returned 46 yards for a touchdown to secure a 28-25 victory over Buffalo (10/27/96) ... he has also batted down 23 passes, forced eight fumbles and recovered four fumbles in three seasons ... his 23 passes defended in the past three seasons leads all Patriots defenders ... the Patriots have qualified for the playoffs two times in his three NFL seasons and McGinest has started every playoff game, totaling 24 tackles (15 solos), including a pair of sacks for losses of 17 yards. **1996 (16/16, 3/3):** McGinest started every game for the Patriots, including

Extra Points

- ★ Willie intercepted his first career pass and returned it 46 yards for a TD. It was his first TD of his career and the first of two TDs scored by Willie in 1996.
- ★ Willie was only the second LB ever selected by the Patriots in the first round (joining Chris Singleton, 1990).
- ★ Entering the 1997 season, 17.5 of Willie's 25 career sacks have come against AFC East rivals.

VETERANS

1996 NFL DEFENSIVE TOUCHDOWN LEADERS

Willie McGinest score two touchdowns in 1996, the first and second of his career. He tied five others for the defensive TD league leaders:

Pos	Player, Team	TDs
DE	Willie McGinest, Patriots	2
S	Carnell Lake, Steelers	2
CB	Rod Woodson, Steelers	2
CB	Aaron Glenn, Jets	2
S	Jason Belser, Colts	2
CB	Anthony Parker, Rams	2



each of the playoff games, and was selected to his first Pro Bowl in his first season at defensive end ... he finished the year with 67 total tackles, fifth on the team ... he led the team for the second consecutive season with 9.5 sacks for 62.5 yards ... he grabbed his first career interception and returned it 46 yards for a touchdown in a come-from-behind victory over Buffalo (10/27) ... it was one of nine passes defended on the year, which led all defensive lineman and ranked third on the team ... he earned AFC Defensive Player of the Month for his performances during the month of October when he combined for 21 tackles, including four sacks, one interception and three passes defended to help the Patriots complete a 3-1 record during the month ... registered a season-high with eight tackles (5 solos), including a pair of sacks, vs. Miami (11/3) ... opened the season with three solo stops at Miami (9/1) and had an apparent sack and a forced fumble taken away when the play was ruled an incomplete pass ... recorded his first sack of the season at Buffalo (9/8) and totaled four tackles in the game ... batted away three passes, a career-high, and finished the game with three tackles vs. Jacksonville (9/22) ... recorded seven tackles, including his second sack of the season vs. Washington (10/13) when he stripped Gus Frerotte of the ball, forcing his first fumble of the year ... recorded a pair of fourth quarter sacks at Indianapolis (10/20), including one that forced Jim Harbaugh to leave the game with a broken nose ... earned AFC Defensive Player of the Week for his Week 8 performance vs. Buffalo (10/27) when he posted seven tackles (5 solos), including a sack for 8 yards and two passes defended, including an interception which he returned 46 yards for a touchdown, the first of his career ... sacked Dan Marino twice, forcing a fourth quarter fumble on the second hit vs. Miami (11/3) ... posted his eighth sack of the season in the 10th game of the year when he dropped Frank Reich for a 1-yard loss at the Jets (11/10), which capped a five-game stretch in which he dominated play, totaling 35 tackles and seven sacks ... shared a sack with Scooter McGruder and recovered a fumble in the end zone for his second touchdown of the season at San Diego (12/1) ... nearly scored a safety when he hit Leonard Russell in his own end zone, but was officially ruled down just across the goal line ... credited with seven tackles, including his final sack of the season at Dallas (12/15) when he dropped Troy Aikman for a 7-yard loss ... ranked fifth on the team during the postseason with 16 total tackles, including a sack ... registered five tackles in each of the first two playoff games in Foxboro ... applied continuous pressure on Mark Brunell in the AFC Championship Game victory over Jacksonville (1/12/97) ... credited with six tackles and a sack vs. Green Bay in Super Bowl XXXI (1/26/97). **1995 (16/16):** McGinest started every game for the Patriots at left outside linebacker and was selected as a Pro Bowl alternate in just his second NFL season ... led the team and finished fifth in the AFC with 11 sacks ... his 11 sacks were the most by a Patriot since Andre Tippett's 12.5 sacks in 1987 and tied Garin Veris (1986) for fourth place among the Patriots' all-time single-season sack leaders ... finished fourth on the team with 88 total tackles, including 70 solo stops ... recorded six passes defended, leading all non-defensive backs in that category ... he was credited with four solo tackles, a forced fumble and a pass batted down at Atlanta (10/1) ... recorded his first sack of the season when he dropped Denver's John Elway for a 5-yard loss (10/8) for one of his six tackles on the day ... registered eight solo tackles, including two Jim Kelly sacks, and made a hit for a loss on 4th-and-1 from the Patriots' 30-yard line in a 27-14 victory vs. Buffalo (10/23) ... followed with a career high 11 tack-

PASSES DEFENSED LEADERS, 1994-96

Willie McGinest has been credited with more passes defended in the last three seasons than any other active Patriot. The top five in that category are listed below:

PD	Player, Pos.	Years
28	Maurice Hurst, CB	1994-95
23	Willie McGinest, DE/LB	1994-96
19	Ty Law, CB	1995-96
18	Ricky Reynolds, CB	1994-96
14	Myron Guyton, S	1994-95



les vs. Carolina (10/29), marking his first career double-digit tackle performance ... sacked Dan Marino twice and forced a fumble in a 24-17 victory over Miami (11/12) ... he was selected the Staples Star Player of the Game for his six-tackle performance vs. Indianapolis (11/19) ... recorded his sixth sack of the season and his third against Jim Kelly with a solo effort in a 35-25 victory at Buffalo (11/26) ... went on a season-ending streak, recording 15 solo tackles and five sacks in the final three games of the season, including multiple sack performances vs. the Jets (12/10) and at Indianapolis (12/23). **1994 (16/7, 1/1):** Started seven of the last eight regular season games and the Patriots' playoff game at Cleveland (1/1/95) at left outside linebacker after platooning with Dwayne Sabb during the first half of his rookie season ... finished the season with 43 total tackles (29 solos) and ranked third on the team with 4.5 sacks to earn All-Rookie recognition by *Pro Football Weekly* and *College and Pro Football Newsweekly* ... selected by the 1776 Quarterback Club as their 1994 Rookie of the Year ... made his Patriots preseason debut vs. New Orleans (8/5) and recorded three quarterback sacks in the first three quarters before suffering a pulled hamstring ... slowed by the injury throughout the preseason and did not win the starting OLB position until midseason ... platooned at OLB in the season opener at Miami (9/4) ... made an assist on a sack in the home opener vs. Buffalo's Jim Kelly (9/11), his first career sack ... recorded his first career unassisted sack and recovered his first fumble the following week at Cincinnati (9/18) ... made his first career start at Cleveland (11/6) and made five stops (four solos) ... registered seven tackles the following week in the Patriots' 26-20 overtime victory vs. Minnesota (11/13) ... registered a career-high eight tackles (four solos), including a sack, vs. Indianapolis (12/11) ... made four stops and added another sack in the season finale at Chicago (12/24) in a 13-3 victory ... posted eight tackles (five solos), a sack and knocked down three passes in the Patriots' playoff game at Cleveland (1/1/95) to earn Patriots' Miller Lite Player of the Game.

College: McGinest was a four-year letterman at Southern Cal (1990-93) ... wore number 55 and carried on the legacy of the jersey established by his predecessor, Junior Seau ... played in three bowl games in four years – the John Hancock Bowl (1990) and two Freedom Bowls (1992 and 1993). **1993:** He earned All-American and All-Pac 10 Conference honors as a senior ... started every game at weakside defensive end for the Trojans ... finished his collegiate career with 193 tackles (134 solos), 29 sacks (171 yards), 48 tackles for losses (238 yards) and 26 passes batted away ... registered 68 tackles (42 solos), including six sacks and 13 tackles for losses ... caused one fumble and recovered another. **1992:** He shared the Pac-10 lead with 16 sacks ... led the team with 23 tackles for losses (99 yards) ... earned first-team All-Pac 10 Conference honors ... named Southern Cal's Defensive Player of the Year ... started all season at outside linebacker on the weak side ... finished his junior campaign with 63 tackles (fourth on the team), nine passes defended (second on the team) and three forced fumbles (tied for first). **1991:** Played in nine games, starting eight at outside linebacker as a sophomore ... finished the season with 35 tackles (30 solos), including two sacks. **1990:** Played in every game as a true freshman with three starts ... was called upon to make his collegiate starting debut at the 1990 Kickoff Classic vs. Syracuse (8/31/90) ... finished his freshman season with 27 tackles, including five sacks.

Personal: William McGinest was born on December 11, 1971 in Long Beach, Calif. ... attended Long Beach (Calif.) Polytechnic High, where he was a two-sport phenom, garnering all-state honors in football and basketball ... on the gridiron, he earned All-American recognition from *Super Prep*, *Blue Chip* and *Tom Lemming* magazines and was selected to countless all-star teams, earning all-city, all-state, and all-region honors as a linebacker in 1989 ... totaled 107 tackles, including 18 sacks, two fumble recoveries, four passes defended, including an interception, and blocked four kicks as a senior ... on the courts, he earned *Long Beach Press-Telegram* "Best in the West," All-CIF Southern Section and all-league honors while averaging 14 points per game during the 1989-90 season ... majored in public administration at Southern Cal ... single.

**WILLIE MCGINEST'S NFL STATISTICS****Regular Season Defensive Statistics**

Year	Team	G/S	TT	UT	A	S-Yds	I-Yds	PD	FF	FR
1994	Patriots	16/7	43	29	14	4.5-17	0-0	8	2	2
1995	Patriots	16/16	88	70	18	11-96	0-0	6	4	0
1996	Patriots	16/16	67	49	18	9.5-62.5	1-46t	9	2	2
Totals-3 years		48/39	198	148	50	25-175.5	1-46t	23	8	4

Additional Statistics

Touchdowns – 1996 (2; 46-yard interception return, fumble recovery)

Postseason Defensive Statistics

Year	Team	G/S	TT	UT	A	S-Yds	I-Yds	PD	FF	FR
1994	Patriots	1/1	8	5	3	1-10	0-0	3	0	0
1996	Patriots	3/3	16	10	6	1-7	0-0	1	0	0
Totals-2 years		4/4	24	15	9	2-17	0-0	4	0	0

Single-Game Career Highs

Tackles – 11 vs. Carolina (10/29/95)

Solo Tackles – 8 vs. Buffalo (10/23/95)

Assists – 6 vs. Carolina (10/29/95)

Sacks – 2 (4 times) Most recent at Indianapolis (12/23/95)

Passes Defensed – 2 (4 times) Most recent vs. Miami (11/3/96)

WILLIE MCGINEST'S CAREER GAME-BY-GAME STATISTICS**Willie McGinest's 1994 Game-By-Game Defensive Statistics**

Date	Opponent	Starts	TT	UT	AS-Yds	Int	PD	FF	FR	W/L	Score
9/04	at Miami	p	2	2	0	0-0	0	1	0	0	L 35-39
9/11	Buffalo	p	3	2	1	.5-5	0	0	0	0	L 35-38
9/18	at Cincinnati	p	1	1	0	1-0	0	0	0	1	W 31-28
9/25	at Detroit	p	1	1	0	0-0	0	1	0	0	W 23-17
10/02	Green Bay	p	0	0	0	0-0	0	2	0	0	W 17-16
10/09	LA Raiders	p	0	0	0	0-0	0	1	0	0	L 17-21
10/16	at N.Y. Jets	p	0	0	0	0-0	0	0	0	0	L 17-24
10/30	Miami	p	2	1	1	0-0	0	0	0	0	L 3-23
11/6	at Cleveland	S	5	4	1	0-0	0	1	0	1	L 6-13
11/13	Minnesota	S	7	5	2	0-0	0	0	0	0	W 26-20
11/20	San Diego	S	3	3	0	0-0	0	0	0	0	W 23-17
11/27	at Indianapolis	S	3	2	1	1-13	0	0	1	0	W 12-10
12/4	N.Y. Jets	S	2	1	1	0-0	0	1	0	0	W 24-13
12/11	Indianapolis	S	8	4	4	1-0	0	0	0	0	W 28-18
12/18	at Buffalo	p	2	2	0	0-0	0	1	0	0	W 41-17
12/24	at Chicago	S	4	4	0	1-3	0	0	1	0	W 13-3
1994 Totals		16/7	43	29	14	4.5-	0	8	2	2	10-6

-16.5

1/1/95	at Cleveland	S	8	5	3	1-10	0	3	0	0	L 13-20
--------	--------------	---	---	---	---	------	---	---	---	---	---------

Willie McGinest's 1995 Game-By-Game Defensive Statistics

1995	Opponent	Starts	TT	UT	AS-Yds	Int	PD	FF	FR	W/L	Score
9/3	Cleveland	S	4	1	3	0-0	0	1	0	0	W 17-14
9/10	Miami	S	5	4	1	0-0	0	0	0	0	L 03-20
9/17	at 49ers	S	4	4	0	0-0	0	0	0	0	L 03-28
10/1	at Atlanta	S	4	4	0	0-0	0	1	1	0	L 17-30
10/8	Denver	S	6	5	1	1-5	0	1	0	0	L 03-37
10/15	at Kansas City	S	1	1	0	0-0	0	0	0	0	L 26-31
10/23	Buffalo	S	8	8	0	2-15	0	0	0	0	W 27-14
10/29	Carolina	S	11	5	6	0-0	0	1	0	0	L 017-20
11/5	at N.Y. Jets	S	7	6	1	0-0	0	0	0	0	W 20-7
11/12	at Miami	S	6	5	1	2-16	0	0	1	0	W 34-17
11/19	Indianapolis	S	6	5	1	0-0	0	0	0	0	L 10-24
11/26	at Buffalo	S	6	4	2	1-8	0	0	1	0	W 35-25
12/3	New Orleans	S	5	3	2	0-0	0	0	0	0	L 17-31
12/10	N.Y. Jets	S	5	5	0	2-26	0	0	1	0	W 31-28
12/16	at Pittsburgh	S	5	5	0	1-10	0	2	0	0	L 27-41
12/23	at Indianapolis	S	5	5	0	2-16	0	0	0	0	L 7-10
1995 Totals		16/16	88	70	18	11-96	0	6	4	0	6-10



WILLIE MCGINEST'S CAREER GAME-BY-GAME STATISTICS

Willie McGinest's 1996 Game-By-Game Defensive Statistics

Date	Opponent	G/S	TT	UT	A	S-YL	I	PD	FF	FR	W/L	Score
9/1	at Miami	S	3	3	0	0 0	0	0	0	0	L	10-24
9/8	at Buffalo	S	4	3	1	1-10	0	0	0	0	L	10-17
9/15	Arizona	S	3	1	2	0 0	1	0	0	0	W	31-0
9/22	Jacksonville	S	3	2	1	0 0	3	0	0	0	W	28-25
10/6	at Baltimore	S	2	2	0	0 0	1	0	0	0	W	46-38
10/13	Washington	S	7	3	4	1-4	0	0	1	0	L	22-27
10/20	at Indianapolis	S	5	4	1	2-12	0	0	0	1	W	27-9
10/27	Buffalo	S	7	5	2	1-8	1	2	0	0	W	28-25
11/3	Miami	S	8	5	3	2-16	0	0	1	0	W	42-23
11/10	at NY Jets	S	6	5	1	1-1	0	0	0	0	W	31-27
11/17	Denver	S	4	4	0	0 0	0	0	0	0	L	8-34
11/24	Indianapolis	S	1	1	0	0 0	0	0	0	0	W	27-13
12/1	at San Diego	S	4	3	1	0.5-4.5	0	0	0	1	W	45-7
12/8	NY Jets	S	0	0	0	0 0	1	0	0	0	W	34-10
12/15	at Dallas	S	7	6	1	1-7	0	0	0	0	L	6-12
12/21	at NY Giants	S	3	2	1	0 0	1	0	0	0	W	23-22
1996 Totals			16/16	67	49	18 9.5	62.5	1	9	2	2	11-5
1/5/97	Pittsburgh	S	5	3	2	0-0	0	0	0	0	W	28-3
1/12/97	Jacksonville	S	5	3	2	0-0	0	1	0	0	W	20-6
1/26/97	Green Bay	S	6	4	2	1-7	0	0	0	0	L	21-35
Postseasons Totals			3/3	16	10	6	1-7	0	1	0	0	2-1

VETERANS

PATRIOTS' ALL-TIME SACK LEADERS

Player	Sacks	Career Years
1. Andre Tippett	100.0	1982-88, 90-93
2. Julius Adams	79.5	1971-77, 79-85, 87
3. Tony McGee	72.5	1974-81
4. Ray Hamilton	54.0	1973-81
5. Larry Eisenhauer	45.5	1961-69
6. Brent Williams	43.5	1986-93
7. Houston Antwine	39.0	1961-71
8. Garin Veris	36.0	1985-88, 90-91
9. Richard Bishop	32.5	1976-81
10. Chris Slade	29.5	1993-95
11. Don Blackmon	29.5	1981-87
12. Jim Lee Hunt	29.0	1960-71
13. Bob Dee	27.5	1960-67
14. Willie McGinest	25.0	1994-95
15. Rod Shoate	22.5	1975-81

blue denotes active status

PAT'S ALL-TIME SACK LEADERS THROUGH FIRST 3 YEARS

Willie McGinest has recorded 25 sacks in his first three NFL season. That is the third-fastest start in Patriots history. The five quickest starts in team history are listed below, along with career totals and current team ranking:

Player	Years	3-Year Totals	Career Totals	Current Rank
Garin Veris	1985-87	28.0	36.0	8th
Andre Tippett	1982-84	27.0	100.0	1st
Willie McGinest	1994-96	25.0	25.0	13th
Tony McGee	1974-81	23.0	72.5	3rd
Chris Slade	1993-95	22.5	29.5	10th

**27 SCOOTER MCGRUDER****Cornerback****5-11 ★ 185 ★ 8th Year****UFA (Tampa Bay) '96****Kent State****Born: May 6, 1964****Cleveland, Ohio****Transactions:** Michael

"Scooter" McGruder signed with the Patriots as an unrestricted free agent on April 5, 1996 after two seasons with the Tampa Bay Buccaneers ... he originally signed as a non-drafted free agent with Ottawa of the CFL (May 1986) and was released by the Rough Riders (July 1986) ... returned to the CFL the following year when he signed with Saskatchewan (April 1986) ... granted free agency March 1, 1989 and was signed by Green Bay (4/26/89) ... survived the final cut, but was released three weeks later (9/19/89) ... re-signed to the Packers developmental squad (9/22/89) ... released at season's end (1/29/90) ... signed by Miami (4/3/90) and placed on injured reserve with a shoulder injury (9/14/90) for the remainder of the 1990 season ... granted unconditional free agency (2/1/91) ... re-signed with the Dolphins (May 1991) ... granted free agency (2/1/92) and re-signed with the Dolphins (7/20/92), but was released during the preseason (8/31/92) ... signed by San Francisco (10/6/92) ... granted unconditional free agency (2/17/94) and signed with Tampa Bay (6/2/94) ... signed with the Patriots (4/5/96), but was released (8/30/96) ... re-signed with the Patriots on Sept. 10, 1996.

NFL Career GP/GS (regular season 89/17, postseason 7/0):

McGruder has started 17 of 89 games during his seven-year NFL career ... he has accrued 158 career tackles (139 solos) while receiving limited playing time as a reserve corner and nickel back ... he has totaled 31 career passes defended, including six interceptions for 89 yards in returns. **1996 (14/0, 3/0):** Released by the Patriots prior to the start of the season (8/30), but played in every game after re-signing on Sept. 10 ... saw action in nickel and dime passing situations and on special teams ... provided 21 defensive tackles (18 solos), including an assist on a sack, the first of his career ... added five special teams tackles ... stepped in at right corner for an injured Ricky Reynolds at Baltimore (10/6) and recorded his first two tackles of the season ... intercepted a Jim Kelly pass vs. Buffalo (10/27), but the play was nullified due to a false start infraction against the Bills ... posted a season-high with five solo stops vs. Miami (11/3) ... tied his season-high with five stops vs. Indianapolis (11/24) ... credited with his first career sack when he combined with Willie McGinest for an assist at San Diego (12/1) ... saw extensive playing time in nickel coverage during the Patriots' final month of the season and throughout the playoffs ...

Extra Points

- ★ Scooter owns a Blockbuster Video store in Texas.
- ★ Scooter was elected to his high school's athletic Hall of Fame in 1991.
- ★ Scooter originally signed with the Rough Riders of Ottawa, but played three seasons with the Roughriders of Saskatchewan in the CFL before receiving his first opportunity in the NFL.
- ★ Scooter enjoys playing golf, racquetball, backgammon and cards.



totalled three tackles vs. the Jets (12/8) ... added three solo stops vs. Pittsburgh (1/5/97) in the AFC Divisional Playoff Game ... provided one assist, one pass defended and one special teams tackle in Super Bowl XXXI vs. Green Bay (1/26/97). **1995 (16/2-Tampa Bay):** McGruder played in every game for the Buccaneers and finished the season with 23 tackles (18 solo), four passes defended and one fumble recovery ... saw extensive action at nickel back throughout the season ... started his first game of the season at left cornerback in the third week of the season vs. Chicago (9/17) ... recorded three tackles and prevented a Chicago touchdown when he batted away a pass in the end zone ... saw action in just two plays vs. Cincinnati, but recovered a fumble to end a drive in a 19-16 victory ... started as a nickel back vs. Atlanta's run-and-shoot offense and posted a season-high five tackles. **1994 (15/3-Tampa Bay):** Signed with the Buccaneers and started three of 15 games ... he was utilized primarily as the team's nickel back ... two of his three starts came when the Bucs opened the game in nickel back coverages ... totaled 29 tackles (25 solo), forced one fumble and was credited with three passes defended, including an interception ... helped the Bucs to a 24-14 victory over Detroit (10/2) when he contributed three solo tackles, a special teams tackle, a pass defended and a forced fumble in the fourth quarter to secure the victory ... started his first game with Tampa Bay at strong safety and tied a season-high with four tackles in a 20-17 overtime victory over Minnesota (11/27) ... helped preserve a 26-21 victory over Washington (12/4) when he intercepted his only pass of the season (Heath Shuler) on Washington's final possession ... suffered a hamstring injury vs. the Rams (12/11) and missed the following game at Washington (12/18). **1993 (16/5, 2/0-San Francisco):** Played in every game and made five starts for the San Francisco 49ers ... turned in the best season statistically of his NFL career ... finished the season with 37 total tackles (32 solo), five interceptions and 16 passes defended ... his five interceptions led the team and ranked sixth among the NFC conference leaders ... recorded his first career NFL interception off Mike Tomczak in a season-opening 24-13 victory over Pittsburgh (9/5) ... started games vs. Atlanta (9/19), New Orleans (9/26) and Minnesota (10/3) ... scored his first career touchdown on a 31-yard interception return off T.J. Rubley in a 40-17 victory over Los Angeles (11/29) ... recorded his only multiple interception game of his career with a pair of pickoffs vs. Houston on Christmas Day ... played in both postseason contests and totaled four tackles (3 solo). **1992 (9/2, 2/0-San Francisco):** Signed with the 49ers on Oct. 6 after being released from Miami (8/31) ... totaled 19 tackles (18 solo), four passes defended and recovered the second fumble of his career ... recorded six tackles in a 56-17 rout of Atlanta (10/18) ... amassed a career-high nine tackles and a fumble recovery in the rematch at Atlanta when the 49ers scored a 41-3 victory ... recorded three tackles in two playoff games for the 49ers. **1991 (16/5-Miami):** Started five of 16 games for the Dolphins ... provided 27 tackles (26 solo), four passes defended and six special teams tackles during the season ... made his NFL starting debut in the season-opener vs. Buffalo (9/1) and registered six stops ... made seven stops two weeks later vs. Detroit (9/15) ... recovered a Gary Anderson fumble on a kickoff return to set up a field goal in a 33-14 victory over Tampa Bay (12/1). **1990 (1/0-Miami):** Signed as a free agent with the Dolphins (4/3) after his release from the Packers at the end of the 1989 season (1/29) ... played in the season-opener vs. New England (9/9), but did not record any tackles in reserve action ... suffered a shoulder injury in practice (9/13) and missed the remainder of the season on injured reserve. **1989 (2/0-Green Bay):** Signed with the Green Bay Packers as a first-year free agent after a three-year career in the CFL ... earned a roster spot entering the season and played in the Packers' first two games ... saw action in both games, totaling two tackles and a fumble recovery before his release on Sept. 19 ... he re-signed with the Packers and was assigned to their developmental squad for the remainder of the season.

CFL Career Games Played (46): McGruder was not drafted out of college and opted for a tryout with the Ottawa Rough Riders in 1985, but was released ... his persistence paid off a year later when he signed with Saskatchewan, beginning what is now his 10th professional season. **1988 (18):** Played in each of the Roughriders' 18 games and finished the year with 59 tackles (46 solo) ... led the team with 18 passes defended and shared the team lead with seven pass



interceptions ... blocked a kick and returned a fumble for a touchdown. **1987 (14):** Appeared in 14 games and finished the season with 69 tackles (53 solo), five interceptions and a team-high four fumble recoveries, which ranked second in the league. **1986 (14):** Signed with Saskatchewan after sitting out of football for a year ... in 14 games, he totaled 58 tackles, five interceptions, 16 passes defended, forced a fumble and recovered another. **1985 (0):** Signed with the Ottawa Rough Riders of the CFL as an undrafted rookie free agent, but was released.

College: Played four seasons as a defensive back for Kent State ... totaled 225 career tackles (109 solo), eight interceptions and two fumble recoveries ... returned 20 kickoffs for 430 yards (21.5 avg.), six punts for 23 yards and four blocked field goals during his collegiate career. **1984:** He earned second-team all-conference honors as the defensive co-captain his senior year after recording career-highs in tackles (103), solo stops (42), assists (61) and interceptions (4). **1983:** He totaled 45 stops (24 solos) and a pair of blocked field goals as a junior, but missed four games due to a thumb injury. **1982:** He totaled 61 stops and two blocked field goal attempts in his sophomore campaign. **1981:** He lettered as a true freshman and registered 16 tackles for the season.

Personal: Michael J.P. McGruder was born May 6, 1964 in Cleveland, Ohio ... nicknamed "Scooter" McGruder ... attended Cleveland Heights (Ohio) High, where he lettered in football and track and was inducted into the school's Hall of Fame in 1991 ... in addition to football, he also lettered in track at Kent State, while competing in the long jump and triple jump events ... he owns a Blockbuster Video store in Texas ... he is a devout Christian and has been very active in the Fellowship of Christian Athletes, Athletes in Action and Pro Athlete's Outreach ... aside from football, he remains active by playing racquetball and golf ... he also enjoys playing dominos and billiards ... he and his wife Juanita have two daughters, Jenerra (4/10/88) and Dior (3/22/91) and reside in their offseason home in Colleyville, Texas.

SCOOTER MCGRUDER'S NFL STATISTICS

Regular Season Defensive Statistics

Year	Team	G/S	TT	UT	A	S-Yds	I-Yds	PD	FF	FR	SpT
1989	Packers*	2/0	2	2	0	0-0	0-0	0	0	1	1
1990	Dolphins**	1/0	0	0	0	0-0	0-0	0	0	0	0
1991	Dolphins	16/5	27	26	1	0-0	0-0	4	0	1	6
1992	49ers	9/2	19	18	1	0-0	0-0	4	0	1	0
1993	49ers	16/5	37	32	5	0-0	5-89	16	0	0	3
1994	Buccaneers	15/3	29	25	4	0-0	1-0	3	1	0	1
1995	Buccaneers	16/2	23	18	5	0-0	0-0	4	0	1	1
1996	Patriots	14/0	21	18	3	.5-4.5	0-0	0	0	0	5
Totals-7 yrs		89/17	158	139	19	.5-4.5	6-89	31	1	4	17

* Did not receive an accredited season after playing in just two games.

** He was placed on the injured reserve list (9/14/90) and missed the rest of the season.

Additional NFL Statistics

Touchdowns – 1993 (1 - 32-yard interception return)

Postseason Defensive Statistics

Year	Team	G/S	TT	UT	A	S-Yds	I-Yds	PD	FF	FR	SpT
1992	49ers	2/0	3	2	1	0-0	0-0	0	0	0	1
1993	49ers	2/0	4	3	1	0-0	0-0	0	0	0	0
1996	Patriots	3/0	5	4	1	0-0	0-0	1	0	0	3
Totals-3 yrs		7/0	12	9	3	0-0	0-0	1	0	0	4

SCOOTER MCGRUDER'S CFL STATISTICS

Regular Season Defensive Statistics

Year	Team	G	TT	UT	A	S-Yds	Ints	PD	FF	FR
1986	Roughriders	14	58	36	22	0-0	5	16	1	1
1987	Roughriders	14	69	53	16	0-0	5	7	0	4
1988	Roughriders	18	59	46	13	0-0	7	18	0	1
Totals-3 yrs		46	186	135	51	0-0	17	41	1	6


Additional CFL Statistics

Blocked Kicks – 1988 (1)

Touchdowns – 1988 (one fumble return for a score)



22 DAVID MEGGETT



Running Back

5-7 ★ 190 ★ 9th Year

UFA (N.Y. Giants) '95

Towson State

Born: April 30, 1966

Charleston, S.C.

Pro Bowls (2): 1989, 1996

Transactions: David Meggett signed with the Patriots on March 3, 1995 as an unrestricted free agent, formerly of the New York Giants ... originally selected by the Giants in the fifth round (132nd overall) of the 1989 NFL draft ... signed by Giants on July 24, 1989 ... granted free agency on Feb. 1, 1991 ... re-signed by Giants (8/29/91) and activated Sept. 2, 1991 ... granted free agency (March 1, 1993) ... re-signed with Giants (7/28/93) ... granted unconditional free agency Feb. 15, 1995 and signed a multi-year contract with the Patriots.

NFL Career GP/GS (regular season 128/10, postseason 9/0): Meggett remains the

highest profile free agent the Patriots have ever signed ... he is one of the premier all-purpose backs and return men in the league and was rewarded with his second trip to the Pro Bowl after the 1996 season ... he is an exceptional receiver out of the backfield ... in eight NFL seasons, he has accumulated 12,625 all-purpose yards, and is currently averaging 1,578 yards of production per year ... when he joined the Patriots in 1995, he was the Giants' all-time leading punt returner with 2,230 yards on 202 returns (11.0 avg.) ... he also owns the Giants record for punt returns returned for touchdowns (6) and ranks second among the Giants' all-time kickoff returners with 2,989 yards on 146 returns (20.5 avg.) and a touchdown ... in just two seasons with the Patriots, he has already established himself as one of the elite return men in franchise history ... he has returned 97 punts (3rd in franchise history) for 971 yards (3rd), a 10.0 avg. (5th tie) and one touchdown (3rd tie) ... in addition, he has returned 72 kickoffs (5th) for 1,745 yards (6th), a 24.2 yard average (5th) and a long of 62 ... combined, he has now totaled 1,600 career yards rushing, 2,820 yards receiving, 3,201 yards in punt returns and 4,734 yards on 218 kickoff returns ... he has played in every game since entering the league in 1989 – a streak of 128 consecutive games ... he poses a tremendous threat to any defensive scheme and is as much a threat as a receiver as he is a rusher ... in his career, he has caught at least one pass in 118 of his 128 games. **1996 (16/1, 3/0):** Meggett appeared in every game, extending his career streak to 128 consecutive games played ... he made one start for the Patriots vs. the Jets (12/8) ... finished the year among the league leaders in punt returns (4th in the AFC) and kickoff returns (8th in the AFC) and was voted to his second career Pro Bowl

Extra Points

- ★ David was voted to his second Pro Bowl team in 1996.
- ★ David has thrown three touchdown passes during his career, all against the Washington Redskins.
- ★ David is the only player in NCAA history to be elected team captain at two different four-year colleges.
- ★ In 1996, Towson State retired David's number. The Patriots were in Baltimore that weekend, which allowed David to participate in the ceremony.

VETERANS



as a return specialist ... returned 52 punts for 588 yards (11.3 avg.) and scored on a 60-yard return in the season finale to cap a come-from-behind 23-22 victory over the New York Giants ... his 588 punt return yards was a single-season career-high for Meggett, who broke his previous personal best by 6 yards (582 yards as a rookie in 1989) ... his 588 yards in returns also led the AFC ... returned 34 kickoffs for 781 yards (23.0 avg.), including a long of 54 ... finished second on the team in rushing with 122 yards on 40 carries (3.1 avg.) and tied for fifth on the team with 33 receptions for 292 yards (8.8 avg.) and a long of 26 ... he did not score an offensive touchdown for just the second time of his career (1993) ... opened the season with 170 all-purpose yards at Miami (9/1), including 131 yards on four kickoff returns ... had long returns of 54 and 41 yards ... his 131 kick return yards was the second-highest single-game effort of his career, just 1 yard shy of his all-time high ... caught four passes for 35 yards (a season-high), including a fourth down conversion late in the game at Buffalo (9/8) ... rushed for a season-high 26 yards on seven carries and attempted the sixth pass of his career, which was intended for Terry Glenn in the end zone, but fell incomplete vs. Arizona (9/15) ... also totaled a season-high with 87 yards in punt returns to finish the game with 132 all-purpose yards ... earned Staples Star of the Game honors for his performance vs. Jacksonville (9/22) when he totaled 135 all-purpose yards, including a 40-yard punt return which set up an Adam Vinatieri 29-yard field goal and a 22-0 lead in the game ... totaled 117 all-purpose yards at Indianapolis (10/20), which included 46 yards on two punt returns (23.0 avg.) and 55 yards on two kickoff returns (27.5 avg.) ... gained 148 all-purpose yards vs. Miami (11/3) when he returned three kicks for 77 yards (25.7 avg.), five punts for 31 yards (6.2 avg.), caught three passes for 34 yards (11.3 avg.) and rushed three times for 6 yards ... credited with 117 all-purpose yards vs. Indianapolis (11/24) ... made his only start of the season vs. the Jets (12/8) ... set up a Curtis Martin 19-yard touchdown with a 35-yard punt return in that game ... moved ahead of Stanley Morgan into third-place on the Patriots' all-time leaders with his 93rd career punt return at Dallas (12/15) ... saved the best for last, gathering a season-high 186 all-purpose yards in the season finale at the Giants (12/21) to earn Staples Star of the Game honors ... returned a punt 60-yards for a touchdown in a come-from-behind victory over the Giants ... it was the seventh punt return for a touchdown in his career ... set personal single-game playoff career-highs in the AFC Divisional Playoff Game and in the Super Bowl ... returned seven punts for 72 yards vs. Pittsburgh (1/5/97) and returned five kickoffs for 117 yards vs. Green Bay (1/26/97) in Super Bowl XXXI, which were playoff career-highs in each category.

1995 (16/0): Played in every game in 1995 and turned in the best overall performance of his seven-year career with nearly 2,000 total net yards (1,931) ... his previous best had come as a rookie in 1989 when he totaled 1,807 net yards and earned an invitation to the 1990 Pro Bowl as a return specialist ... he set a personal career high with 964 yards on just 38 kickoff returns (25.4 avg.) to set career highs in each category ... he rushed for 250 yards and two touchdowns on 60 carries (4.2 avg.) ... his 250 yards rushing rated third among his past performances ... his 334 yards receiving on 52 catches (6.4 avg.) was the highest total since 1991, but his fourth highest total overall ... his 383 yards in punt returns rated third overall, but was his best performance since 1990 ... he scored two rushing touchdowns in 1995, but did not return a kick for a touchdown for the first time in his career ... he earned the Shaw's 12th Player Award for his significant contributions made during the season and was selected by his peers as a Pro Bowl alternate as a return specialist ... he had a single-game high of 215 yards at Atlanta (10/1) when he rushed for 52 yards on just 10 carries (5.2 avg.), caught four passes for 18 yards, returned three punts for 13 yards and exploded for 132 yards on just four kickoff returns (33.0 avg.) ... he had a season-high rushing performance two weeks later at Kansas City when he galloped through the Chiefs defense for 63 yards and a touchdown on just seven carries (9.0 avg.) ... it was his first touchdown as a Patriot ... he scored the following week vs. Buffalo (10/23), but totaled just 26 yards on nine carries ... his best receiving effort was vs. Denver (10/8), when he tied a career-high with seven



catches for 51 yards (7.3 avg.) ... he recorded five receptions in three games in the first half of the season vs. Miami (9/10), Buffalo (10/23) and Carolina (10/29) ... with the development of Curtis Martin, Meggett's offensive opportunities diminished throughout the second half of the season, but he became even more valuable to the Patriots as a third-down specialist and special teams return man ... he finished fifth in the AFC in kick returns with an average of 25.4 yards per return and 10th in the conference in punt returns with an 8.5 yard average ... he had a season-high 132 yards in returns on four kickoffs at Atlanta (10/1) ... it was the first 100-yard game of his career and his first of three in the 1995 season ... he followed that performance with a season-high with five kick returns (87 yards) vs. Denver (10/8) ... his longest return of the season was a 62-yarder at Miami (11/12), which he carried out of bounds at the Dolphins 37-yard line with just one second remaining in the half to set up a Matt Bahr 55-yard field goal to tie the game at the half ... he finished that game with three returns for 130 yards and a 43.3 yard return average ... he matched his season-long with a 62-yard return three weeks later vs. New Orleans (12/3) and finished the game with his third 100-yard game with three returns for 101 yards (33.7 avg.) ... he had some spectacular punt returns during the course of the year, returning three punts for over 20 yards ... his best game as a punt returner was in the familiar confines at the Meadowlands when he returned six punts for 84 yards (14.0 avg.), including a season-long 23-yard return ... he earned the Staples Star of the Game award for his performance vs. the Jets (12/10) ... in that game, he returned four kicks for 94 yards (23.5 avg.), a season-high seven punts for 95 yards (13.6 avg.) and averaged 6.5 yards on two carries ... he attempted one pass vs. New Orleans (12/3), but it fell incomplete.

1994 (16/3-Giants): Played in every game and replaced Rodney Hampton in the starting lineup in three games ... recorded single-season career highs in each of the following categories: rushing attempts (91), rushing touchdowns (4), punt returns for touchdowns (2) and kickoff returns (29) ... finished second in the NFC and third in the league in punt returns with a 12.4 yard average on 26 returns ... tied the league lead with two punt returns for touchdowns ... led the Giants in punt returns and kickoff returns, finished second in rushing and third in receiving ... earned game MVP honors in each of his first three games and was named NFC Offensive Player of the Month for the month of September ... gained 1,462 all-purpose yards ... returned a punt 68 yards for a touchdown in the season opener vs. Philadelphia (9/4), his fifth career touchdown on a punt return ... scored again with a 26-yard touchdown run ... finished the day with 152 all-purpose yards ... filled in for Hampton in the second game of the season at Arizona (9/11) ... played despite torn cartilage in his ribs and earned the game ball for his efforts ... turned in a Herculean effort in his first start of the season the following week vs. Washington (9/18) ... rushed for 82 yards and scored two touchdowns on 26 carries, career highs in each category ... marked the first time in his career that he had rushed for two touchdowns in one game and only the third time in his career that he had scored twice in a game ... added a 6-yard touchdown pass on a halfback option, his third career touchdown pass (43 yards to Mike Sherrard at Washington Oct. 10, 1993; 21 yards to Chris Calloway vs. Washington Nov. 14, 1993; six yards to Aaron Pierce vs. Washington Sept. 18, 1994) ... started the following week at New Orleans (10/2) and rushed 16 times for 40 yards and added 35 yards on five receptions ... started his third game of the season vs. Pittsburgh (10/23) when the Giants opened the game in a two tight end alignment and totaled 84 all-purpose yards in the game ... returned a punt 56 yards for a touchdown vs. Detroit (10/30), the second return for a touchdown of the season and the sixth of his career (a new Giants record) ... scored on a 5-yard run at Philadelphia (12/18) to tie the game at 13 and kept the game-winning drive alive with a 34-yard reception and run to set up the game-winning field goal ... totaled 142 all-purpose yards ... returned two punts for 30 yards in the season finale vs. the Cowboys (12/24) to move ahead of Emlen Tunnell (2,206) into first place on the Giants' all-time career punt return yard list with 2,230 yards.



1993 (16/1, 2/0-Giants): Played in every game, with one start ... rushed for a career-high 329 yards on 69 carries (4.8 avg.) ... accumulated 1,382 all-purpose yards ... finished fourth in the NFC in punt returns with a 10.3-yard average on 32 returns ... finished second on the team in receiving with 38 catches for 319 yards ... completed first two regular season pass attempts of his career for touchdowns, both vs. Washington ... earned Giants special teams player of the game honors vs. Tampa Bay (9/12) and at New Orleans (12/20) ... earned a game ball at New Orleans for his punt returns which totaled 107 yards, including a 75-yard return for a touchdown.

1992 (16/0-Giants): Finished the season with 1,091 all-purpose yards ... recorded his first career kickoff return for touchdown, a 92-yard scamper vs. Philadelphia (11/22) ... gained 174 all-purpose yards in that game, despite touching the ball only 14 times (12.4-yard average) ... his 22.8-yard average on 20 kickoff returns was a personal single-season high ... that average ranked fourth in the NFC and fifth in the league ... ranked seventh in the league with 27 punt returns for 240 yards (8.9 avg.) ... caught 38 passes for 229 yards and two touchdowns to rank second on the team in receiving ... recorded a single-game career record with seven receptions for 70 yards at the Rams (10/18) ... tied a team record with receptions in 45 consecutive games (TE Bob Tucker).

1991 (16/2-Giants): Finished second on the team with a career-high 50 receptions for 412 yards (8.2 avg.) and three touchdowns ... only Mark Ingram (51 receptions) finished with more ... totaled 1,366 all-purpose yards ... average 5.3 yards on 29 carries and scored on a 30-yard touchdown at Pittsburgh (10/14) ... averaged 10.3 yards on 28 punt returns and returned one 70 yards for a touchdown at Tampa Bay (11/24) ... became the first player in NFL history to score on a punt return in each of his first three seasons in the league ... recorded his first multiple touchdown performance with touchdown receptions of 14 and 8 yards vs. Philadelphia (12/8).

1990 (16/1, 3/0-Giants): Played in every game, including each of the Giants' postseason games ... received postseason all-star recognition, including selections to the All-NFL, All-NFC and All-Madden teams ... accumulated 1,533 all-purpose yards and led the Giants with 39 receptions ... led the conference with a kickoff return average of 23.4 yards on 21 returns (492 yards total) and a long of 58 ... finished second in the NFC with a 10.9-yard punt return average ... rushed for a season-high 61 yards, including a career-high 51-yard run, on two carries at Philadelphia (11/25) ... finished the season with a career-high 7.5-yard average on 22 carries ... recorded a career-high 93 yards receiving vs. Miami (9/23) on just four receptions (23.4 avg.) ... scored on a 68-yard punt return in the season-opener vs. Philadelphia (9/9) ... rushed for 102 yards on 21 carries (4.8 avg.) in three playoff games, including 48 yards (5.3 avg.) on nine carries in a 20-19 victory over Buffalo in Super Bowl XXV.

1989 (16/2, 1/0-Giants): Played in every game as a rookie with two starts and made an immediate impact on the team as a running back, receiver and return specialist ... earned All-NFL recognition and was voted to the Pro Bowl as a special teams returner ... totaled 1,807 all-purpose yards, a career high ... averaged 4.2 yards on 28 carries ... grabbed 34 passes for 531 yards (15.6 avg.) and four touchdowns ... returned a career-high 46 punts for 582 yards (12.7 avg.) and a touchdown ... added 27 kick returns for 577 yards (21.4 avg.) ... his receiving yardage, punt return yardage and kickoff return yardage recorded as a rookie remain career-highs ... his 46 punt returns for 582 yards (12.7 avg.) set a franchise record ... scored the longest punt return of his career with a 76-yard gallop vs. the Raiders (12/24) ... finished second on the team in receiving with 34 receptions, including the longest of his career, a 62-yarder at Washington (9/11).

College: Is the only player in NCAA history to be elected team captain at two different four-year colleges ... served as captain at Morgan



State as a sophomore defensive back and then was selected captain at Towson State as a multi-dimensional offensive weapon and return specialist ... earned all-conference honors at Morgan State when he recorded 70 tackles and five interceptions ... led all Division I-AA with an average of 199 all-purpose yards per game at Towson State ... won the Walter Payton Award as the Division I-AA Player of the Year as a senior in 1988 ... earned MVP honors for the North squad in the Senior Bowl following his senior season.

Personal: David Lee Meggett was born April 30, 1966 in Charleston, S.C. ... he attended Bonds-Wilson High in Charleston, S.C. and all-conference honors both on offense and on defense in three consecutive seasons ... David has a son, Davin.

DAVID MEGGETT'S NFL STATISTICS

Regular Season Offensive Statistics

Year	Team	G/S	Rushing					Receiving					
			No	Yds	Avg	LG	TD	No	Yds	Avg	LG	TD	
1989	Giants	16/2	28	117	4.2	18	0	34	531	15.6	62t	4	
1990	Giants	16/1	22	164	7.5	51	0	39	410	10.5	38	1	
1991	Giants	16/2	29	153	5.3	30t	1	50	412	8.2	22	3	
1992	Giants	16/0	32	167	5.2	30	0	38	229	6.0	24	2	
1993	Giants	16/1	69	329	4.8	23	0	38	319	8.4	50	0	
1994	Giants	16/3	91	298	3.3	26t	4	32	293	9.2	34	0	
1995	Patriots	16/0	60	250	4.2	25	2	52	334	6.4	19	0	
1996	Patriots	16/1	40	122	3.1	12	0	33	292	8.8	26	0	
Totals-8 yrs			128/10	371	1600	4.3	51	7	316	2820	8.9	62t	10

Regular Season Return Statistics

Year	Team	Punt Returns						Kick Returns					
		No	FC	Yds	Avg	LG	TD	No	Yds	Avg	LG	TD	
1989	Giants	46	14	582	12.7	76t	1	27	577	21.4	43	0	
1990	Giants	43	11	467	10.9	68t	1	21	492	23.4	58	0	
1991	Giants	28	10	287	10.3	70t	1	25	514	20.6	42	0	
1992	Giants	27	11	240	8.9	39	0	20	455	22.8	92t	1	
1993	Giants	32	20	331	10.3	75t	1	24	403	16.8	35	0	
1994	Giants	26	14	323	12.4	68t	2	29	548	18.9	30	0	
1995	Patriots	45	17	383	8.5	23	0	38	964	25.4	62	0	
1996	Patriots	52	9	588	11.3	60t	1	34	781	23.0	54	0	
Totals-8 yrs		299	106	3201	10.7	76t	7	218	4734	21.7	92t	1	

Additional Statistics

Passing (2 for 5, 63 yards, 2 tds, long of 42t) – 1991 (0 for 1), 1993 (2 for 2, 63 yards, 2 tds, long of 42t), 1994 (1 for 1, 6 yards, 1 td), 1995 (0 for 1), 1996 (0 for 1)

Fumbles Recovered – 1989 (3), 1990 (2), 1991 (3), 1992 (3), 1993 (1), 1995 (3), 1996 (3)

Sacked – 1994 (1 for 7 yards)

Postseason Offensive Statistics

Year	Team	G/S	Rushing					Receiving				
			No	Yds	Avg	LG	TD	No	Yds	Avg	LG	TD
1989	Giants	1/0	1	7	7.0	7	0	4	52	13.0	16	0
1990	Giants	3/0	21	102	4.9	17	0	4	33	8.3	15	0
1993	Giants	2/0	2	5	2.5	5	0	7	29	4.1	10	0
1996	Patriots	3/0	6	27	4.5	14	0	6	23	3.8	9	0
Totals-4 yrs		9/0	30	141	4.7	17	0	21	137	6.5	16	0

Postseason Return Statistics

Year	Team	Punt Returns						Kick Returns					
		No	FC	Yds	Avg	LG	TD	No	Yds	Avg	LG	TD	
1989	Giants	1	0	0	0	0	0	1	25	25.0	25	0	
1990	Giants	8	3	92	11.5	20	0	4	62	15.5	18	0	
1993	Giants	3	4	8	2.7	5	0	5	80	16.0	26	0	
1996	Patriots	14	5	131	9.4	20	0	8	169	21.1	26	0	
Totals-4 yrs		26	12	231	16.5	20	0	18	336	18.7	26	0	

**REGULAR SEASON SINGLE-GAME CAREER-HIGHS****Regular Season**

Rushing Attempts – 26 vs. Washington (9/18/94)
 Rushing Yards – 82 vs. Washington (9/18/94)
 Longest Run – 51 at Philadelphia (11/25/90)
 Rushing TDs – 2 vs. Washington (9/18/94)
 Receptions – 7 (2 times) Most recent vs. Denver (10/8/95)
 Receiving Yards – 93 vs. Miami (9/23/90)
 Longest Reception – 62t at Washington (from Simms 9/11/89)
 TDs Receiving – 2 vs. Philadelphia (12/8/91)
 Punt Returns - 7 (95 yards) vs. New York Jets (12/10/95)
 Punt Return Yards - 107 at New Orleans (12/20/93)
 Longest Punt Return - 76t vs. Raiders (12/24/89)
 Punt Returns for TDs - 1 (7 times) Most recent at NY Giants (12/21/96)
 Kickoff Returns - 5 (twice) Most recent at Dallas (12/15/96)
 Kickoff Return Yardage - 132 (4 returns) at Atlanta (10/1/95)
 Longest Kickoff Return - 92t vs. Philadelphia (11/22/92)
 Kickoff Returns for TDs - 1 vs. Philadelphia (11/22/92)

Postseason

Rushing Attempts – 10 at San Francisco (1/20/91)
 Rushing Yards – 48 vs. Buffalo (1/27/91)
 Longest Run – 17 vs. Buffalo (1/27/91)
 Rushing TDs – 0
 Receptions – 4 vs. Minnesota (1/7/90)
 Receiving Yards – 52 vs. Rams (1/7/90)
 Longest Reception – 16 vs. Rams (from Simms 1/7/90)
 TDs Receiving – 0
 Punt Returns - 7 vs. Pittsburgh (1/5/97)
 Punt Return Yards - 72 vs. Pittsburgh (1/5/97)
 Longest Punt Return - 20 vs. Buffalo (1/27/91)
 Punt Returns for TDs - 0
 Kickoff Returns - 5 vs. Green Bay (1/26/97)
 Kickoff Return Yardage - 117 vs. Green Bay (1/26/97)
 Longest Kickoff Return - 26 (twice) Most recent vs. Green Bay (1/26/97)
 Kickoff Returns for TDs - 0

NFL'S ALL-TIME LEADING PUNT RETURNERS**PUNT RETURNS**

301 Tim Brown 1988-96
299 David Meggett ...1989-96
 292 Vai Sikahema 1986-93
 282 Billy Johnson 1974-88
 267 J.T. Smith1978-90

PUNT RETURN YARDAGE

3,317 Billy Johnson 1974-88
3,201 David Meggett1989-96
 3,169 Vai Sikahema 1986-93
 3,083 Tim Brown1988-96
 3,008 Rick Upchurch1975-83

PUNT RETURN TOUCHDOWNS

8 Jack Christiansen ...'51-58
 8 Rick Upchurch1975-83
 7 David Meggett1989-96
 6 Eric Metcalf1989-96
 6 Brian Mitchell1990-96
 6 Billy Johnson1974-88

NFL'S ALL-TIME COMBINED RETURN LEADERS**TOTAL RETURNS**

645 Mel Gray 1986-96
 527 Vai Sikahema 1986-93
 517 David Meggett1989-96
 510 Ron Smith1965-74
 467 Brian Mitchell1989-96

TOTAL PR & KO RETURNS FOR TDs

9 Mel Gray 1986-96
 9 Ollie Matson1952-66
 8 David Meggett1989-96
 8 Eric Metcalf1989-96
 5 others tied



David Meggett's 1989 Game-By-Game Statistics

1989	David Meggett's 1989 Game-By-Game Statistics													
Date	Opponent	G/S	No	Yds	Avg	Lg	TD	No	Yds	Avg	Lg	TD	W/L	
9/11	at Washington	p	2	17	8.5	9	0	1	62	62.0	62t	1	W	
9/17	Detroit	p	1	2	2.0	2	0	0	0	0.0	0	0	W	
9/24	Phoenix	p	1	0	0.0	0	0	2	17	8.5	9	0	W	
10/1	at Dallas	p	1	-1	-1.0	-1	0	2	38	19.0	38t	1	W	
10/8	at Philadelphia	p	7	29	4.1	10	0	6	89	14.8	22	0	L	
10/15	Washington	S	0	0	0.0	0	0	2	29	14.5	17	0	W	
10/22	at San Diego	p	1	3	3.0	3	0	1	11	11.0	11	0	W	
10/30	Minnesota	p	1	5	5.0	5	0	1	23	23.0	23	0	W	
11/5	at Phoenix	S	4	22	5.5	18	0	1	16	16.0	16	0	W	
11/12	at Rams	p	0	0	0.0	0	0	5	51	10.2	14	0	L	
11/19	Seattle	p	1	5	5.0	5	0	2	14	7.0	9	0	W	
11/27	at San Francisco	p	5	29	5.8	17	0	4	72	18.0	53t	1	L	
12/3	Philadelphia	p	1	1	1.0	1	0	2	18	9.0	11	0	L	
12/10	at Denver	p	1	8	8.0	8	0	2	66	33.0	57t	1	W	
12/16	Dallas	p	2	-3	-1.5	-1	0	0	0	0.0	0	0	W	
12/24	Raiders	p	0	0	0.0	0	0	3	25	8.3	12	0	W	
1989 Totals		16/2	28	117	4.2	18	0	34	531	15.6	62t	4	12-4	
1/7	Rams	p	1	7	7.0	7	0	4	52	13.0	16	0	L	

1989	Punt Returns								Kick Returns					
Date	Opponent	No	FC	Yds	Avg	Lg	TD	No	Yds	Avg	Lg	TD	W/L	
9/11	at Washington	3	1	41	13.7	17	0	4	85	21.3	25	0	W	
9/17	Detroit	3	4	41	13.7	30	0	1	16	0.0	16	0	W	
9/24	Phoenix	4	0	49	12.3	20	0	1	14	14.0	14	0	W	
10/1	at Dallas	2	2	16	8.0	11	0	1	34	34.0	34	0	W	
10/8	at Philadelphia	4	3	29	7.3	16	0	1	19	19.0	19	0	L	
10/15	Washington	2	0	26	13.0	14	0	3	62	20.7	23	0	W	
10/22	at San Diego	0	2	0	0.0	0	0	2	37	18.5	21	0	W	
10/30	Minnesota	4	0	8	2.0	8	0	1	17	17.0	17	0	W	
11/5	at Phoenix	5	1	46	9.2	15	0	3	65	21.7	26	0	W	
11/12	at Rams	2	2	10	5.0	0	0	1	10	10.0	10	0	L	
11/19	Seattle	3	0	98	32.7	49	0	3	58	19.3	31	0	W	
11/27	at San Francisco	2	0	27	13.5	14	0	2	43	21.5	27	0	L	
12/3	Philadelphia	2	0	19	9.5	10	0	3	74	24.7	31	0	L	
12/10	at Denver	2	1	36	18.0	26	0	0	0	0.0	0	0	W	
12/16	Dallas	3	1	22	7.3	14	0	0	0	0.0	0	0	W	
12/24	Raiders	5	0	114	22.8	76t	1	1	43	43.0	43	0	W	
1989 Totals		46	17	582	34.2	76t	1	27	577	21.4	43	0	12-4	
1/7	Rams	1	0	0	0.0	0	0	1	25	25.0	25	0	L	

David Meggett's 1990 Game-By-Game Statistics

1990	Steve McGovern's Career By Game Statistics													
Date	Opponent	P/S	No	Yds	Avg	Lg	TD	No	Yds	Avg	Lg	TD	W/L	
9/9	Philadelphia	p	0	0	0.0	0	0	1	-1	-1.0	-1	0	W	
9/16	at Dallas	p	0	0	0.0	0	0	1	13	13.0	13	0	W	
9/23	Miami	p	1	7	7.0	7	0	4	93	23.3	38	0	W	
9/30	Dallas	p	0	0	0.0	0	0	1	4	4.0	4	0	W	
10/14	at Washington	p	0	0	0.0	0	0	1	8	8.0	8	0	W	
10/21	Phoenix	p	4	26	6.5	10	0	3	34	11.3	15	0	W	
10/28	Washington	p	5	30	6.0	17	0	2	13	6.5	10	0	W	
11/5	at Indianapolis	p	4	19	4.8	8	0	6	47	7.8	18	0	W	
11/11	at Rams	S	1	1	1.0	1	0	4	24	6.0	12	0	W	
11/18	Detroit	p	2	18	9.0	9	0	2	9	4.5	5	0	W	
11/25	at Philadelphia	p	2	61	30.5	51	0	3	61	20.3	28	0	L	
12/3	at San Francisco	p	1	-4	-4.0	-4	0	2	17	8.5	10	0	L	
12/9	Minnesota	p	0	0	0.0	0	0	1	17	17.0	17	0	W	
12/15	Buffalo	p	2	6	3.0	4	0	2	16	8.0	9	0	L	
12/23	at Phoenix	p	0	0	0.0	0	0	3	18	6.0	9	0	W	
12/30	at New England	p	0	0	0.0	0	0	3	37	12.3	17t	1	W	
1990 Totals		16/1	22	164	7.5	51	0	39	410	10.5	38	1	13-3	
1/13	Chicago	p	2	18	9.0	9	0	0	0	0.0	0	0	W	
1/20	at San Francisco*	p	10	36	3.6	8	0	2	15	7.5	15	0	W	
1/27	Buffalo	p	9	48	5.3	17	0	2	18	9.0	11	0	W	
1990 Playoff Totals		3/0	21	102	4.9	17	0	4	33	8.3	15	0	3-0	
* attempted one pass (1/20/91)														

* attempted one pass (1/20/91)

1990	Punt Returns								Kick Returns					
Date	Opponent	No	FC	Yds	Avg	Lg	TD	No	Yds	Avg	Lg	TD	W/L	
9/9	Philadelphia	4	2	90	22.5	68t	1	3	68	22.7	28	0	W	
9/16	at Dallas	3	0	23	7.7	12	0	2	28	14.0	15	0	W	
9/23	Miami	3	1	23	7.7	13	0	1	19	19.0	19	0	W	
9/30	Dallas	0	0	0	0.0	0	0	1	30	30.0	30	0	W	
10/14	at Washington	0	0	0	0.0	0	0	3	70	23.3	27	0	W	
10/21	Phoenix	4	1	66	16.5	27	0	2	56	28.0	33	0	W	
10/28	Washington	2	0	14	7.0	8	0	3	69	23.0	29	0	W	
11/5	at Indianapolis	4	0	39	9.8	14	0	0	0	0.0	0	0	W	
11/11	at Rams	4	1	59	14.8	22	0	0	0	0.0	0	0	W	
11/18	Detroit	0	1	0	0.0	0	0	0	0	0.0	0	0	W	
11/25	at Philadelphia	2	0	10	5.0	12	0	2	33	16.5	18	0	L	
12/3	at San Francisco	4	2	39	9.8	20	0	1	19	19.0	19	0	L	
12/9	Minnesota	5	0	37	7.4	11	0	1	58	58.0	58	0	W	
12/15	Buffalo	2	0	13	6.5	7	0	0	0	0.0	0	0	L	
12/23	at Phoenix	3	1	21	7.0	13	0	0	0	0.0	0	0	W	
12/30	at New England	3	2	33	11.0	14	0	2	42	21.0	23	0	W	
1990 Totals		43	11	467	10.9	68t	1	21	492	23.4	58	0	13-3	
1/13	Chicago	1	0	13	13.0	13	0	0	0	0.0	0	0	W	
1/20	at San Francisco	5	0	42	8.4	18	0	2	36	18.0	18	0	W	
1/27	Buffalo	2	3	37	18.5	20	0	2	26	16.0	16	0	W	
1990 Playoff Totals		8	3	92	11.5	20	0	4	62	15.5	18	0	3-0	



1997 NEW ENGLAND PATRIOTS

David Meggett's 1991 Game-By-Game Statistics

1991	Date	Opponent	P/S	Rushing				Receiving				W/L
				No	Yds	Avg	Lg TD	No	Yds	Avg	Lg TD	
	9/2	San Francisco	p	4	26	6.5	9 0	4	47	11.8	21 0	W
	9/8	Rams	p	1	2	2.0	2 0	4	30	7.5	19 1	L
	9/15	at Chicago	S	7	44	6.3	24 0	6	39	6.5	14 0	L
	9/22	Cleveland	S	1	3	3.0	3 0	1	2	2.0	2 0	W
	9/29	at Dallas	p	2	7	3.5	4 0	5	46	9.2	20 0	L
	10/6	Phoenix	p	2	13	6.5	9 0	1	15	15.0	14 0	W
	10/14	at Pittsburgh	p	3	44	14.7	30t 1	4	34	8.5	22 0	W
	10/27	Washington	p	0	0	0.0	0 0	1	17	17.0	17 0	L
	11/4	at Philadelphia	p	3	-4	-1.3	0 0	2	10	5.0	9 0	L
	11/10	at Phoenix	p	0	0	0.0	0 0	1	1	1.0	1 0	W
	11/17	Dallas	p	1	1	1.0	1 0	3	40	13.3	18 0	W
	11/24	at Tampa Bay	p	2	8	4.0	4 0	4	24	6.0	11 0	W
	12/1	at Cincinnati	p	1	0	0.0	0 0	6	51	8.5	17 0	L
	12/8	Philadelphia	p	1	3	3.0	3 0	2	22	11.0	14t 2	L
	12/15	at Washington	p	1	6	6.0	6 0	3	2	0.7	4 0	L
	12/21	Houston	p	0	0	0.0	0 0	3	32	10.7	17 0	W
1991 Totals				16/2	29	153	5.3 30t 1	50	412	8.2	22 3	8-8

1991		Punt Returns						Kick Returns					
Date	Opponent	No	FC	Yds	Avg	Lg	TD	No	Yds	Avg	Lg	TD	W/L
9/2	San Francisco	5	0	43	8.6	13	0	2	39	19.5	20	0	W
9/8	Rams	1	0	0	0.0	0	0	2	37	18.5	22	0	L
9/15	at Chicago	1	0	4	4.0	4	0	3	57	19.0	23	0	L
9/22	Cleveland	6	1	79	13.2	16	0	2	43	21.5	25	0	W
9/29	at Dallas	1	0	6	6.0	6	0	4	64	16.0	23	0	L
10/6	Phoenix	1	0	0	0.0	0	0	2	39	19.5	23	0	W
10/14	at Pittsburgh	0	4	0	0.0	0	0	2	30	15.0	17	0	W
10/27	Washington	3	1	24	8.0	13	0	0	0	0.0	0	0	L
11/4	at Philadelphia	1	1	0	0.0	0	0	0	0	0.0	0	0	L
11/10	at Phoenix	1	1	6	6.0	6	0	0	0	0.0	0	0	W
11/17	Dallas	0	0	0	0.0	0	0	0	0	0.0	0	0	W
11/24	at Tampa Bay	3	1	73	24.3	70t	1	0	0	0.0	0	0	W
12/1	at Cincinnati	3	0	39	13.0	16	0	2	64	32.0	34	0	L
12/8	Philadelphia	1	1	13	13.0	13	0	2	67	33.5	42	0	L
12/15	at Washington	0	0	0	0.0	0	0	4	74	18.5	28	0	L
12/21	Houston	1	0	0	0.0	0	0	0	0	0.0	0	0	W
1991 Totals		28	10	287	10.3	70t	1	25	514	20.6	42	0	8-8

David Meggett's 1992 Game-By-Game Statistics

1992	Date	Opponent	P/S	Rushing				Receiving				W/L
				No	Yds	Avg	Lg TD	No	Yds	Avg	Lg TD	
	9/6	San Francisco	p	2	-5	-2.5	0 0	4	30	7.5	11 0	L
	9/13	Dallas	p	0	0	0.0	0 0	2	-1	-0.5	0 0	L
	9/21	at Chicago	p	2	16	8.0	8 0	1	9	9.0	9 0	W
	10/4	at Raiders	p	2	4	2.0	3 0	2	18	9.0	13 0	L
	10/11	Phoenix	p	1	3	3.0	3 0	1	-1	-1.0	-1 0	W
	10/18	at Rams	p	1	15	15.0	15 0	7	70	10.0	24 0	L
	10/25	Seattle	p	1	5	5.0	5 0	1	9	9.0	9 0	W
	11/1	at Washington	p	3	39	13.0	30 0	2	11	5.5	7 1	W
	11/8	Green Bay	p	1	4	4.0	4 0	2	12	6.0	8 0	W
	11/15	at Denver	p	2	11	5.5	6 0	3	19	6.3	14 0	L
	11/22	Philadelphia	p	5	25	5.0	9 0	4	37	9.3	14t 1	L
	11/26	at Dallas	p	3	22	7.3	10 0	2	13	6.5	7 0	L
	12/6	Washington	p	3	6	2.0	3 0	0	0	0.0	0 0	L
	12/12	at Phoenix	p	2	2	1.0	8 0	4	8	2.0	8 0	L
	12/19	Kansas City	p	2	2	1.0	3 0	1	1	1.0	1 0	W
	12/27	at Philadelphia	p	2	18	9.0	13 0	2	-4	-2.0	6 0	L
1992 Totals				16/0	32	167	5.2 30 0	38	231	6.1	24 2	6-10

1992	Punt Returns							Kick Returns						
Date	Opponent	No	FC	Yds	Avg	Lg	TD	No	Yds	Avg	Lg	TD	W/L	
9/6	San Francisco	0	1	0	0.0	0	0	0	0	0.0	0	0	L	
9/13	Dallas	3	1	28	9.3	22	0	0	0	0.0	0	0	L	
9/21	at Chicago	3	1	47	15.7	29	0	0	0	0.0	0	0	W	
10/4	at Raiders	1	0	10	10.0	10	0	2	30	15.0	21	0	L	
10/11	Phoenix	2	0	20	10.0	13	0	2	59	29.5	43	0	W	
10/18	at Rams	2	0	14	7.0	11	0	2	39	19.5	23	0	L	
10/25	Seattle	2	1	31	15.5	21	0	1	32	32.0	32	0	W	
11/1	at Washington	2	2	6	3.0	6	0	1	31	31.0	31	0	W	
11/8	Green Bay	0	0	0	0.0	0	0	1	20	20.0	20	0	W	
11/15	at Denver	1	0	4	4.0	4	0	1	1	1.0	1	0	L	
11/22	Philadelphia	4	1	20	5.0	11	0	1	92	92.0	92t	1	L	
11/26	at Dallas	2	0	29	14.5	22	0	1	12	12.0	12	0	L	
12/6	Washington	1	0	9	9.0	0	0	3	51	17.0	20	0	L	
12/12	at Phoenix	1	1	6	6.0	6	0	2	34	17.0	17	0	L	
12/19	Kansas City	1	0	1	1.0	1	0	3	54	18.0	24	0	W	
12/27	at Philadelphia	2	3	15	7.5	10	0	0	0	0.0	0	0	L	
1992 Totals		27	11	240	8.9	39	0	20	455	22.8	92t	1	6-10	



David Meggett's 1993 Game-By-Game Statistics

1993	Date	Opponent	P/S	Rushing				Receiving				W/L
				No	Yds	Avg	Lg TD	No	Yds	Avg	Lg TD	
	9/5	at Chicago	p	2	27	13.5	23 0	1	9	9.0	9 0	W
	9/12	Tampa Bay	p	3	25	8.3	13 0	0	0	0.0	0 0	W
	9/19	Rams	p	2	7	3.5	5 0	1	-3	-3.0	-3 0	W
	10/3	at Buffalo	p	3	3	1.0	9 0	2	37	18.5	22 0	L
	10/10	at Washington	p	8	36	4.5	8 0	2	16	8.0	13 0	W
	10/17	Philadelphia	p	8	36	4.5	19 0	4	18	4.5	8 0	W
	10/31	Jets	p	8	39	4.9	9 0	5	3	0.6	10 0	L
	11/7	at Dallas	p	4	17	4.3	12 0	4	19	4.8	7 0	L
	11/14	Washington	p	2	6	3.0	3 0	0	0	0.0	0 0	W
	11/21	at Philadelphia	p	5	26	5.2	9 0	2	60	30.0	50 0	W
	11/28	Phoenix	p	1	9	9.0	9 0	3	28	9.3	11 0	W
	12/5	at Miami	p	7	38	5.4	13 0	4	24	6.0	9 0	W
	12/12	Indianapolis	S	0	0	0.0	0 0	0	0	0.0	0 0	W
	12/20	at New Orleans	p	8	27	3.4	7 0	2	22	11.0	15 0	W
	12/26	at Phoenix	p	6	22	3.7	21 0	7	65	9.3	18 0	L
	1/2/94	Dallas	p	2	11	5.5	6 0	1	21	21.0	21 0	L
1993 Totals				16/1	69	329	4.8 23 0	38	319	8.4	50 0	11-5
	1/9/94	Minnesota	p	0	0	0.0	0 0	4	12	3.0	9 0	W
	1/15/94	at San Francisco	p	2	5	2.5	5 0	3	17	5.7	10 0	L

1993	Date	Opponent	No	Punt Returns				Kick Returns				W/L
				FC	Yds	Avg	Lg TD	No	Yds	Avg	Lg TD	
	9/5	at Chicago	1	3	7	0.0	7 0	2	50	25.0	35 0	W
	9/12	Tampa Bay	5	1	55	11.0	19 0	0	0	0.0	0 0	W
	9/19	Rams	2	2	25	12.5	14 0	1	8	8.0	8 0	W
	10/3	at Buffalo	3	0	19	6.3	10 0	3	46	15.3	22 0	L
	10/10	at Washington	1	1	14	14.0	14 0	0	0	0.0	0 0	W
	10/17	Philadelphia	0	2	0	0.0	0 0	0	0	0.0	0 0	W
	10/31	N.Y. Jets	1	1	3	3.0	3 0	2	38	19.0	19 0	L
	11/7	at Dallas	2	-	28	14.0	20 0	3	44	14.7	16 0	L
	11/14	Washington	3	1	12	0.0	7 0	1	11	11.0	11 0	W
	11/21	at Philadelphia	3	2	35	11.7	17 0	1	21	21.0	21 0	W
	11/28	Phoenix	3	1	12	4.0	8 0	3	66	22.0	28 0	W
	12/5	at Miami	1	1	2	2.0	2 0	3	34	11.3	17 0	W
	12/12	Indianapolis	1	2	3	3.0	3 0	3	48	16.0	17 0	W
	12/20	at New Orleans	4	-	107	26.8	75t 1	0	0	0.0	0 0	W
	12/26	at Phoenix	1	1	7	7.0	7 0	1	18	18.0	18 0	L
	1/2	Dallas	1	2	2	2.0	2 0	1	19	19.0	19 0	L
1993 Totals				32	20	331	10.3 75t 1	24	403	16.8	35 0	11-5
	1/9	Minnesota	2	3	5	2.5	5 0	1	0	0.0	0 0	W
	1/15	at San Francisco	1	1	3	3.0	3 0	4	80	20.0	26 0	L

David Meggett's 1994 Game-By-Game Statistics

1994	Date	Opponent	P/S	Rushing				Receiving				W/L
				No	Yds	Avg	Lg TD	No	Yds	Avg	Lg TD	
	9/4	Philadelphia	p	2	31	15.5	26t 1	1	1	1.0	1 0	W
	9/11	at Arizona	p	15	44	2.9	15 0	2	17	8.5	13 0	W
	9/18	Washington	S	26	82	3.2	21 2	4	52	13.0	19 0	W
	10/2	at New Orleans	S	16	40	2.5	7 0	5	35	7.0	9 0	L
	10/10	Minnesota	p	1	-2	-2.0	-2 0	3	23	7.7	13 0	L
	10/16	at Rams	p	1	3	3.0	3 0	1	6	6.0	6 0	L
	10/23	Pittsburgh	S	0	0	0.0	0 0	1	3	3.0	3 0	L
	10/30	Detroit	p	4	35	8.8	16 0	3	21	7.0	11 0	L
	11/7	at Dallas	p	2	3	1.5	3 0	1	11	11.0	11 0	L
	11/13	Arizona	p	2	9	4.5	5 0	1	15	15.0	15 0	L
	11/21	at Houston	p	6	17	2.8	6 0	1	6	6.0	6 0	W
	11/27	at Washington	p	3	12	4.0	10 0	0	0	0.0	0 0	W
	12/4	at Cleveland	p	3	-3	-1.0	0 0	2	12	6.0	9 0	W
	12/11	Cincinnati	p	3	2	0.7	2 0	1	12	12.0	12 0	W
	12/18	at Philadelphia	p	3	11	3.7	10 1	4	66	16.5	34 0	W
	12/24	Dallas	p	4	14	3.5	5 0	2	13	6.5	11 0	W
1994 Totals				16/3	91	298	3.3 26t 4	32	293	9.2	34 0	9-7

1994	Date	Opponent	No	Punt Returns				Kick Returns				W/L
				FC	Yds	Avg	Lg TD	No	Yds	Avg	Lg TD	
	9/4	Philadelphia	2	3	68	34.0	68t 1	3	52	17.3	20 0	W
	9/11	at Arizona	3	1	18	6.0	7 0	0	0	0.0	0 0	W
	9/18	Washington	0	0	0	0.0	0 0	0	0	0.0	0 0	W
	10/2	at New Orleans	0	0	0	0.0	0 0	0	0	0.0	0 0	L
	10/10	Minnesota	1	0	11	11.0	11 0	2	37	18.5	19 0	L
	10/16	at Rams	4	0	57	14.3	24 0	1	21	21.0	21 0	L
	10/23	Pittsburgh	3	4	12	4.0	10 0	2	43	21.5	29 0	L
	10/30	Detroit	2	0	64	32.0	56t 1	1	23	23.0	23 0	L
	11/7	at Dallas	0	2	0	0.0	0 0	4	74	18.5	24 0	L
	11/13	Arizona	0	1	0	0.0	0 0	4	90	22.5	30 0	L
	11/21	at Houston	2	1	22	11.0	17 0	1	9	9.0	9 0	W
	11/27	at Washington	1	0	6	6.0	6 0	3	55	18.3	20 0	W
	12/4	at Cleveland	2	0	10	5.0	8 0	2	35	17.5	20 0	W
	12/11	Cincinnati	0	0	0	0.0	0 0	2	49	24.5	26 0	W
	12/18	at Philadelphia	4	2	25	6.3	13 0	3	40	13.3	16 0	W
	12/24	Dallas	2	0	30	15.0	16 0	1	20	20.0	20 0	W
1994 Totals				26	14	323	12.4 68t 2	29	548	18.9	35 0	9-7



1997 NEW ENGLAND PATRIOTS

David Meggett's 1995 Game-By-Game Statistics

1995		Rushing							Receiving						
Date	Opponent	Starts	No	Yds	Avg	Lg	TD	Rec	Yds	Avg	Lg	TD	W/L		
9/3	Cleveland	p	7	23	3.3	8	0	4	16	4.0	10	0	W		
9/10	Miami	p	2	0	0.0	2	0	5	15	3.0	12	0	L		
9/17	at San Francisco	p	2	12	6.0	8	0	3	24	8.0	9	0	L		
10/1	at Atlanta	p	10	52	5.2	21	0	4	18	4.5	19	0	L		
10/8	Denver	p	3	15	5.0	6	0	7	51	7.3	15	0	L		
10/15	at Kansas City	p	7	63	9.0	25	1	4	13	3.3	11	0	L		
10/23	Buffalo	p	9	26	2.9	11	1	5	43	8.6	18	0	W		
10/29	Carolina	p	3	-1	-0.3	5	0	5	37	7.4	18	0	L		
11/5	at N.Y. Jets	p	1	7	7.0	7	0	2	16	8.0	13	0	W		
11/12	at Miami	p	3	3	1.0	1	0	2	23	11.5	13	0	W		
11/19	Indianapolis	p	1	2	2.0	2	0	3	21	7.0	14	0	L		
11/26	at Buffalo	p	3	17	5.7	12	0	0	0	0.0	0	0	W		
12/3	New Orleans	p	4	16	4.0	7	0	4	26	6.5	10	0	L		
12/10	N.Y. Jets	p	2	13	6.5	8	0	0	0	0.0	0	0	W		
12/16	at Pittsburgh	p	2	-2	-1.0	0	0	2	23	11.5	15	0	L		
12/23	at Indianapolis	p	1	4	4.0	4	0	2	8	4.0	5	0	L		
1995 Totals		16/0	60	250	4.2	25	2	52	334	6.4	19	0	6-10		

		Kick Returns						Punt Returns						W/L
Date	Opponent	G/S	No	Yds	Avg	Lg	TD	No	FC	Yds	Avg	Lg	TD	
9/3	Cleveland	p	0	0	0.0	0	0	3	1	15	5.0	8	0	W
9/10	Miami	p	4	95	23.8	31	0	1	0	10	10.0	10	0	L
9/17	at San Francisco	p	2	56	28.0	30	0	1	4	2	2.0	2	0	L
10/1	at Atlanta	p	4	132	33.0	46	0	3	0	13	4.3	8	0	L
10/8	Denver	p	5	87	17.4	25	0	3	2	-2	-0.7	4	0	L
10/15	at Kansas City	p	1	15	15.0	15	0	4	2	46	11.5	16	0	L
10/23	Buffalo	p	1	21	21.0	21	0	1	3	13	13.0	13	0	W
10/29	Carolina	p	3	67	22.3	23	0	4	1	23	5.8	22	0	L
11/5	at N.Y. Jets	p	1	14	14.0	14	0	6	0	84	14.0	23	0	W
11/12	at Miami	p	3	130	43.3	62	0	1	0	4	4.0	4	0	W
11/19	Indianapolis	p	2	38	19.0	21	0	3	0	26	8.7	11	0	L
11/26	at Buffalo	p	2	46	23.0	29	0	1	2	15	15.0	15	0	W
12/3	New Orleans	p	3	101	33.7	62	0	3	1	18	6.0	13	0	L
12/10	N.Y. Jets	p	4	94	23.5	31	0	7	1	95	13.6	23	0	W
12/16	at Pittsburgh	p	2	33	16.5	19	0	1	0	0	0.0	0	0	L
12/23	at Indianapolis	p	1	35	35.0	35	0	3	0	21	7.0	8	0	L
1995 Totals		16/0	38	964	25.4	62	0	45	17	383	8.5	23	0	6-10

David Meggett's 1996 Game-By-Game Statistics

1996		Rushing						Receiving						
Date	Opponent	G/S	No	Yds	Avg	Lg	TD	No	Yds	Avg	Lg	TD	W/L	
09/01	atMiami	p	1	1	1.0	1	0	2	17	8.5	9	0	L	
09/08	atBuffalo	p	4	17	4.3	12	0	4	35	8.8	14	0	L	
09/15	Arizona	p	7	26	3.7	9	0	-	-	-	-	-	W	
09/22	Jacksonville	p	4	12	3.0	6	0	4	33	8.3	14	0	W	
10/06	atBaltimore	p	1	2	2.0	2	0	1	7	7.0	7	0	W	
10/13	Washington	p	2	5	2.5	4	0	3	21	7.0	9	0	L	
10/20	Indianapolis	p	-	-	-	-	-	2	16	8.0	9	0	W	
10/27	Buffalo	p	4	6	1.5	5	0	1	26	26.0	26	0	W	
11/03	Miami	p	3	6	2.0	5	0	3	34	11.3	16	0	W	
11/10	atNY Jets	p	-	-	-	-	-	1	26	26.0	26	0	W	
11/17	Denver	p	1	1	1.0	1	0	2	13	6.5	8	0	L	
11/24	Indianapolis	p	3	13	4.3	10	0	1	18	18.0	18	0	W	
12/01	atSan Diego	p	1	2	2.0	2	0	1	6	6.0	6	0	W	
12/08	NY Jets	S	1	1	1.0	1	0	1	12	12.0	12	0	W	
12/15	atDallas	p	1	10	10.0	10	0	1	0	0.0	0	0	L	
12/21	atNY Giants	p	7	20	2.9	11	0	6	28	4.7	7	0	W	
1996 Totals		16/1	40	122	3.1	12	0	33	292	8.8	26	0	11-5	

1/5/97	Pittsburgh	p	2	18	9.0	14	0	0	0	0.0	0	0	W
1/12/97	Jacksonville	p	3	9	3.0	8	0	3	15	5.0	9	0	W
1/26/97	Green Bay	p	1	0	0.0	0	0	3	8	2.7	5	0	L
1996 Postseason		3/0	6	27	4.5	14	0	6	23	3.8	9	0	2-1

		Kick Returns						Punt Returns						W/L
Date	Opponent	G/S	No	Yds	Avg	Lg	TD	Ret	FC	Yds	Avg	Lg	TD	
09/01	at Miami	p	4	131	32.8	54	0	3	1	21	7.0	10	0	L
09/08	at Buffalo	p	2	21	10.5	21	0	4	0	49	12.3	27	0	L
09/15	Arizona	p	1	19	19.0	19	0	5	0	87	17.4	36	0	W
09/22	Jacksonville	p	1	20	20.0	20	0	3	0	70	23.3	40	0	W
10/06	at Baltimore	p	0	0	0.0	0	0	4	0	48	12.0	15	0	W
10/13	Washington	p	3	59	19.7	28	0	4	0	23	5.8	12	0	L
10/20	at Indianapolis	p	2	55	27.5	28	0	2	0	46	23.0	28	0	W
10/27	Buffalo	p	1	16	16.0	16	0	4	1	14	3.5	9	0	W
11/03	Miami	p	3	77	25.7	36	0	5	0	31	6.2	14	0	W
11/10	at NY Jets	p	3	78	26.0	32	0	1	1	14	14.0	14	0	W
11/17	Denver	p	3	69	23.0	24	0	0	1	0	0.0	0	0	L
11/24	Indianapolis	p	1	27	27.0	27	0	4	1	59	14.8	28	0	W
12/01	at San Diego	p	0	0	0.0	0	0	3	1	18	6.0	6	0	W
12/08	NY Jets	S	2	55	27.5	35	0	4	1	19	4.8	11	0	W
12/15	at Dallas	p	5	78	15.6	18	0	3	1	27	9.0	13	0	L
12/21	at NY Giants	p	3	76	25.3	36	0	3	1	62	20.7	60	1	W
1996 Totals		16/1	34	781	23.0	54	0	52	9	588	11.3	60	1	11-5

1/5/97	Pittsburgh	p	0	0	0.0	0	0	7	2	72	10.3	14	0	W
1/12/97	Jacksonville	p	3	52	17.3	18	0	3	1	29	9.7	12	0	W
1/26/97	Green Bay	p	5	117	23.4	26	0	4	2	30	7.5	20	0	L
1996 Postseason		3/0	8	169	21.1	26	0	14	5	131	9.4	20	0	2-1



36 LAWYER MILLOY



Safety

6-0 ★ 208 ★ 2nd Year

Draft: 2 (36th) '96

Washington

Born: November 14, 1973

St. Louis, Mo.

Transactions: Lawyer Milloy was drafted by the Patriots with their own selection in the second round (36th player selected) of the 1996 NFL draft ... signed with the Patriots on June 5, 1996.

NFL Career GP/GS (regular season 16/10, postseason 3/3):

Milloy made a big impact on the Patriots' secondary as a rookie ... he played in every game as a rookie, starting the final 13 games of the season, including each of the Patriots' playoff games ... ranked third on the team in tackles with 85 defensive stops (55 solos), including a sack ... batted away eight passes, including two interceptions which he returned for 14 yards ... forced two fumbles and made one recovery ... added two special teams tackles ... ranked fourth on the team with 20 tackles and was one of just three Patriots to record an interception in the postseason ... led the team in tackles in five games during the season ... earned all-rookie honors by *College & Pro Football Newsweekly*, *Football News* and *Pro Football Weekly* ... saw action on special teams in his NFL debut at Miami (9/1), but did not record a tackle ... recorded his first career tackle in a 31-0 victory over Arizona (9/15) and finished the game with five stops ... finished second on the team with five stops the following week in reserve duty vs. Jacksonville (9/22) ... tied for the team lead with eight defensive tackles at Baltimore (10/6) ... made his NFL starting debut two weeks later at Indianapolis (10/20) ... posted eight tackles (5 solos) and forced his first career fumble, jarring the ball from Karim Abdul-Jabbar ... led the team with 10 tackles vs. Miami (11/3) and forced his second fumble of the season ... led the team with 10 tackles the following week at the Jets (11/10) ... led the team and recorded a season-high with 12 tackles vs. Denver (11/17) ... also intercepted his first career pass, which he returned for 14 yards and was selected as the Miller Lite Player of the Game for his performance ... led the team for the fourth consecutive week with nine tackles vs. Indianapolis (11/24) and recovered his first career fumble ... intercepted his second pass of the year at San Diego (12/1) ... recorded his first career sack when he blitzed the Jets' Glen Foley and dropped him for a 7-yard loss (12/8) ... made five hits in the season finale at the Giants (12/21) ... intercepted a Mike Tomczak pass in the third quarter and posted five hits vs. Pittsburgh (1/5/97) in the divisional playoff game ... made seven stops vs. Jacksonville (1/12/97) ... ranked third on the team with eight tackles vs. Green Bay in Super Bowl XXXI.

Extra Points

- ★ Lawyer was a two-sport collegiate athlete, lettering also as Washington's centerfielder on the baseball team.
- ★ Lawyer has been drafted by two Major League Baseball teams: once as a high school pitching prospect by the Cleveland Indians and last year by the Detroit Tigers as an outfielder.

VETERANS

College: Milloy was one of the dominant defenders in the Pac-10 as



a junior, while earning *Parade* All-American honors ... he is a tremendous athlete who was also drafted by the Cleveland Indians and Detroit Tigers. **1995:** Earned first-team All-American honors by Associated Press, Walter Camp, UPI, the American Football Coaches Association, the Football Writers Association and the *Football News* ... was a finalist for the Jim Thorpe Award – the award given annually to the nation's best defensive back ... earned first-team All Pac-10 honors ... started all year at free safety and led the team in tackles for the second consecutive season with 115 stops (63 solos) ... forced three fumbles, recovered one, intercepted one pass and returned 15 yards ... a broken bone in his left big toe required surgical repair and caused the All-American to miss the Huskies bowl game victory over Iowa. **1994:** Milloy was the only sophomore in the Pac-10 to earn all-conference honors ... led the team and finished third in the Pac-10 with 106 tackles (67 solos), including three for losses ... became the first Husky defensive back to lead the team in tackles since Tony Bonwell recorded 142 tackles in 1972 ... also credited with an interception, two forced fumbles and one recovery. **1993:** Played in 10 games with two starts and totaled 28 tackles (14 solos) ... credited with three passes defended, including two interceptions. **1992:** Redshirted as a freshman after suffering a broken foot in fall drills.

Personal: Lawyer Milloy was born the son of Janice and Gary Milloy on Nov. 14, 1973 in St. Louis, Mo. ... attended Lincoln High in Tacoma, Wash. and excelled in football, baseball and basketball ... earned *Parade* All-American honors his senior year after rushing for 1,056 yards and 15 touchdowns as a tailback and intercepting seven passes as a safety ... received six votes in the *Long Beach Press-Telegram's* "Best of the West" poll ... was a three-time All-Narrows League choice and was considered the top prep prospect in the state his senior year ... was drafted by the Cleveland Indians as a pitching prospect out of high school and lettered three seasons in baseball at the University of Washington ... drafted by the Detroit Tigers in the 19th round of the 1995 MLB draft ... majoring in sociology ... Lawyer has one daughter, Amirah.

LAWYER MILLOY'S NFL STATISTICS

Regular Season Defensive Statistics

Year	Team	G/S	TT	UT	A	S-Yds	I-Yds	PD	FF	FR	SpT
1996	Patriots	16/10	85	55	30	1-7	2-14	8	2	1	2

Postseason Defensive Statistics

Year	Team	G/S	TT	UT	A	S-Yds	I-Yds	PD	FF	FR	SpT
1996	Patriots	3/3	20	13	7	0-0	1-0	1	0	0	0


LAWYER MILLOY'S CAREER GAME-BY-GAME STATISTICS

Lawyer Milloy's 1996 Game-By-Game Defensive Statistics

1996	Opponent	G/S	TT	UT	A	S	I-Yds	PD	FF	FR	SpT	W/L	Score
9/1	at Miami	p	0	0	0	0	0-0	0	0	0	0	L	10-24
9/8	at Buffalo	p	0	0	0	0	0-0	0	0	0	0	L	10-17
9/15	Arizona	p	5	2	3	0	0-0	0	0	0	1	W	31-0
9/22	Jacksonville	p	5	2	3	0	0-0	0	0	0	0	W	28-25
10/6	at Baltimore	p	8	8	0	0	0-0	0	0	0	0	W	46-38
10/13	Washington	p	2	1	1	0	0-0	0	0	0	0	L	22-27
10/20	at Indianapolis	S	8	5	3	0	0-0	0	1	0	0	W	27-9
10/27	Buffalo	S	3	1	2	0	0-0	1	0	0	0	W	28-25
11/3	Miami	S	10	6	4	0	0-0	0	1	0	1	W	42-23
11/10	at New York Jets	S	10	7	3	0	0-0	0	0	0	0	W	31-27
11/17	Denver	S	12	7	5	0	1-14	2	0	0	0	L	8-34
11/24	Indianapolis	S	9	4	5	0	0-0	2	0	1	0	W	27-13
12/1	at San Diego	S	1	1	0	0	1-0	1	0	0	0	W	45-7
12/8	New York Jets	S	3	3	0	1	0-0	1	0	0	0	W	34-10
12/15	at Dallas	S	4	4	0	0	0-0	0	0	0	0	L	6-12
12/21	at New York Giants	S	5	4	1	0	0-0	1	0	0	0	W	23-22
1996 Totals		16/10	85	55	30	1	2-14	8	2	1	2	11-5	
1/5/97	Pittsburgh	S	5	4	1	0	1-0	1	0	0	0	W	28-3
1/12/97	Jacksonville	S	7	5	2	0	0-0	0	0	0	0	W	20-6
1/26/97	Green Bay	S	8	4	4	0	0-0	0	0	0	0	L	21-35
Postseason Totals		3/3	20	13	7	0	1-0	1	0	0	0	2-1	



58 MARTY MOORE



Linebacker

6-1 ★ 244 ★ 4th Year

Draft: 7b (222nd) '94

Kentucky

Born: March 19, 1971

Phoenix, Ariz.

Transactions: Marty Moore was drafted by the Patriots with the final selection (222nd player selected) in the 1994 NFL draft ... the Patriots acquired the pick as compensation from the Dallas Cowboys in exchange for quarterback Hugh Millen (4/26/93) ... signed with the Patriots on June 1, 1994.

NFL Career GP/GS (regular season 48/6, postseason 4/1):

Moore was the last player selected in the 1994 NFL draft, yet started the first three games of his career for the Patriots at inside linebacker – thus becoming the first "Mr. Irrelevant" player to start in his NFL debut ... he has not missed a game in three NFL seasons, playing almost exclusively on special teams ... has been a steady special teams performer and emerged as the team's leading special teams tackler in 1996 ... in his first three seasons, he has totaled 43 defensive tackles and 46 special teams stops. **1996 (16/0, 3/0):** Moore participated on special teams in every game and led the team with 23 special teams tackles ... his 23 tackles in 1996 equalled his two-year total entering the season ... made at least one special teams tackle in 14 of 16 regular season games and two of three playoff games ... registered multiple special teams tackles in seven regular season game with a season-high of four tackles vs. Washington (10/13) ... made three special teams tackles in the AFC Championship Game vs. Jacksonville (1/12/97) ... forced a Chris Hudson fumble in that game, which was recovered by Mike Bartrum to set up a 29-yard field goal by Adam Vinatieri ... recorded defensive tackles at Baltimore (10/6) and vs. the Jets (12/8). **1995 (16/2):** Moore played in every game, extending his career streak to 32 consecutive games ... he started two games after replacing Ted Johnson in the starting lineup due to a knee injury ... finished the season with 16 total tackles (15 solo) ... finished second on the team with 13 special teams tackles (9 solo) ... totaled five tackles in each of his two starts with five solo stops at San Francisco (9/17) and four tackles and an assist two weeks later vs. Denver (10/8) ... had 13 of his 16 tackles during the games he played in while Johnson rehabilitated his knee ... saw very little action at inside linebacker upon Johnson's return to the starting lineup, but made consistent contributions on special teams. **1994 (16/4, 1/1):** Played in every game as a rookie ... started four regular season games and the Patriots' playoff game at Cleveland at right inside linebacker beside Vincent Brown ... finished the season with 25 total tackles (16 solos), batted away two passes and forced two fumbles ... finished fourth on the team with 10 special

Extra Points

- ★ Marty was the last player selected in the 1994 NFL Draft (222nd overall) and was bestowed the title of "Mr. Irrelevant '94." He became the first "Mr. Irrelevant" recipient to start in his NFL debut when he replaced Todd Collins in the starting lineup at Miami (9/4/94).
- ★ Marty enjoys hunting and fishing in the offseason.



teams tackles (four solos) ... started the first three games of the season replacing Todd Collins, who sustained a knee injury in the final preseason game ... in the season opener (9/4) he forced a Terry Kirby fumble on Miami's first offensive series, which was recovered by Myron Guyton at the New England 38-yard line and resulted in a Patriots touchdown ... finished his rookie debut with game highs in three categories – tackles (six), passes defended (two, tied) and forced fumbles (one) ... recorded a season-high nine tackles (four solos) the following week vs. Buffalo (9/11) and recorded his second forced fumble in as many games ... recorded one defensive stop and one special teams stop in his third start (9/18) at Cincinnati ... played in a reserve role when Collins returned for the fourth game of the season ... was second on the team with 16 tackles after three games ... played mostly on special teams through Week 11, when Collins suffered a season-ending injury ... split time with David Bavaro at RILB for the final seven weeks of the season ... started in the season finale at Chicago and recorded two tackles ... started the Patriots' playoff game at Cleveland and finished with five tackles.

College: Moore completed his collegiate career (1989-93) with 462 tackles, two forced fumbles, three fumble recoveries, five interceptions with one touchdown and three quarterback sacks ... his 462 tackles ranked fourth on Kentucky's all-time list ... led Kentucky in tackles his last three seasons ... led the Southeastern Conference in tackles his sophomore and junior seasons ... started the final 34 games of his collegiate career ... selected first-team All-SEC as a senior (1993) ... recorded 116 tackles (81 solos), intercepted three passes (55 yards) and forced two fumbles ... selected second-team All-SEC by AP as a junior (1992) ... led the conference with 148 tackles, an average of 13.4 stops per game ... amassed a season-high 19 tackles at Cincinnati ... selected first-team Sophomore All-American by *Football News* ... led the SEC and set a Kentucky school record with 183 tackles, an average of 16.6 tackles per game ... ranked third nationally in total tackles with double-digit performances in every game ... registered 19 tackles in his first collegiate start, the 1991 season opener vs. Miami (Ohio) ... redshirted as a freshman.

Personal: Martin Neff Moore was born the son of Carol Ann Ruck on March 19, 1971 in Phoenix, Ariz. ... he was a two-time all-district and all-region selection and earned all-state honors as a senior at Highlands High in Fort Thomas, Ky. ... earned three letters in football, playing middle linebacker and fullback ... rushed for 986 yards and 10 touchdowns as a senior, including a 268-yard effort with three scores in his prep finale vs. Bell County (Ky.) High ... led the Bluebirds to a 28-7 record during his three-year career ... also lettered in basketball ... majored in vocational education at Kentucky and had two 4.0 GPA semesters and graduated with a 3.3 cumulative GPA ... Marty is married to the former Wendy Ganote.

MARTY MOORE'S NFL STATISTICS

Regular Season Defensive Statistics

Year Team	G/S	TT	UT	A	S-Yds	I-Yds	PD	FF	FR	SpT
1994 Patriots	16/4	25	16	9	0-0	0-0	2	2	0	10
1995 Patriots	16/2	16	15	1	0-0	0-0	0	0	0	13
1996 Patriots	16/0	2	2	0	0-0	0-0	0	0	0	23
Totals-3 years	48/6	43	33	10	0-0	0-0	2	2	0	46

Postseason Defensive Statistics

Year Team	G/S	TT	UT	A	S-Yds	I-Yds	PD	FF	FR	SpT
1994 Patriots	1/1	5	5	0	0-0	0-0	0	0	0	0
1996 Patriots	3/0	0	0	0	0-0	0-0	0	0	0	4
Totals 2-years	4/1	5	5	0	0-0	0-0	0	0	0	4

Additional Postseason Statistics

Special Teams Forced Fumbles – 1996 (1)



77 ZEFROSS MOSS



Tackle

6-6 ★ 325 ★ 9th Year

UFA (Detroit) '97

Alabama State

Born: August 17, 1966

Tuscaloosa, Ala.

(ZEFF - russ)

VETERANS

Transactions: Zeffross Moss signed with the Patriots on March 31, 1997 ... he originally signed with the Dallas Cowboys (4/29/88) as a non-drafted free agent ... released (8/24/88) and re-signed with the Cowboys (12/8/88) ... traded by the Cowboys to the Indianapolis Colts for a 10th-round pick in 1990 NFL draft (8/22/89) ... placed on injured reserve with an ankle injury (12/20/91) for remainder of the season ... granted unconditional free agency Feb. 17, 1995 ... signed by Detroit on May 1, 1995 ... granted unconditional free agency Feb. 14, 1997 ... signed by the Patriots on March 31, 1997.

Extra Points

- ★ **Zeffross joins the Patriots after two seasons in Detroit, where he was coached by offensive line coach Paul Boudreau.**
- ★ **Zeffross was not drafted, but signed with the Cowboys and was later traded to the Colts for a 10th round draft choice.**

Pro Career: GP/GS (regular season 112/95, postseason 1/1): Moss joins the Patriots for his ninth NFL season as a seven-year starting offensive tackle ... for the past two seasons, he has anchored the right side of the offensive line in Detroit ... prior to that, he played tackle for Indianapolis, a position he anchored for five of his six seasons with the Colts ... in eight seasons, he started 56 games at right tackle, 38 games at left tackle and once at right guard ... he carries 324 pounds on a wide frame, which allows him to be very effective against oncoming pass rushers ... he is also a very physical drive blocker ... he is expected to anchor the right side of the Patriots' offensive line, opposite five-time Pro Bowl left tackle Bruce Armstrong. **1996 (15/15-Detroit):** Moss started 15 games for the Lions and allowed just 2.5 sacks all season ... his 2.5 sacks were the fewest allowed by a Lions starting lineman last year ... once again, Barry Sanders led the league in rushing with 1,553 yards on 307 carries, averaging a whopping 5.1 yards per carry ... 124 of his 307 carries went over right tackle for 676 yards, a 5.5-yard average ... in all, the Lions rushing attack totaled 752 yards and had a 5.3-yard average on carries to the right, which ranked fourth in the league. **1995 (14/14, 1/1-Detroit):** Started 14 games at right tackle in his first season in Detroit, missing two games due to a hamstring injury and the flu ... started the season opener at Pittsburgh, despite missing the first three weeks of training camp due to a knee injury ... led an offensive burst which allowed Sanders to rush for over 100 yards in two of his first four games ... suffered a pulled hamstring vs. San Francisco (9/25) in a Monday Night contest, which caused him to miss the remainder of that game and the following week vs. Cleveland (10/8) ... helped pave the way for Sanders' 124-yard rushing effort against Green Bay (10/15) in his return to the starting lineup ... started the next nine games at right tackle ... missed the season finale at Tampa Bay (12/23) when he contracted the flu ... returned the following week and started in his first playoff game at Philadelphia (12/30). **1994 (11/11-Indianapolis):** Started the first 11 games of the season at right tackle for the Indianapolis Colts ... missed the final five




games of the season due to a knee injury ...helped pave the way for the Colts' 2,060 rushing yards, the most since 1988 ... the Colts finished the year ranked third in the AFC and fourth overall with a 128.8-yard per game average ... Marshall Faulk led the charge, rushing for 1,282 yards and 11 touchdowns, third in the AFC and fifth overall ... the Colts totaled 15 rushing touchdowns, the most since 1988 ... line allowed just 28 sacks all season, which tied a franchise low (non-strike season) since adopting a 16-game season in 1978. **1993 (16/16-Indianapolis):** After four seasons lining up at left tackle, Moss made the transition to right tackle and started every game for the Colts ... he was just one of seven Colts to start every game ... he had previously started 38 games at left tackle and once at right guard. **1992 (13/13-Indianapolis):** Started 13 games at left tackle ... missed two games due to an ankle injury suffered vs. San Diego (10/18), causing him to be listed among the inactives at Miami (10/25) ... he was active the following week, but did not play at San Diego (11/1) ... sustained another ankle injury vs. Buffalo (11/29) and did not play at New England (12/6). **1991 (11/10-Indianapolis):** Started 10 of 11 games for the Colts, nine at left tackle and one at right guard ... suffered a knee injury at Seattle (9/29) and missed the following game vs. Pittsburgh (10/6) ... returned to action as a reserve at Buffalo (10/13) ... missed the final four games of the season due to an ankle injury. **1990 (16/16-Indianapolis):** Made his NFL starting debut at left tackle in the 1990 season opener and was one of three Colts linemen to start every game. **1989 (16/0-Indianapolis):** Saw limited action in all 16 games as a rookie, playing on special teams and in short-yardage situations. **1988 (0/0-Dallas):** Signed with the Cowboys as a rookie free agent, but was released on Aug. 24 ... re-signed by the Cowboys on Dec. 8, but did not play.

College: Moss was a two-year starter at Alabama State, starting every game at right tackle his junior and senior seasons ... earned All-Southwest Athletic Conference honors as a senior ... also selected to the Black College All-America Team as a senior.

Personal: Zefross Moss was born Aug. 17, 1966 in Tuscaloosa, Ala. ... he attended Holt High School in Holt, Ala. and earned all-state honors as a senior.

48 LOVETT PURNELL



Tight End

6-3 ★ 245 ★ 2nd Year

Drafted 7a (216th) '96

West Virginia

Born: April 7, 1972

Seaford, Del.

(LOVE - it)

Transactions: Lovett Purnell was drafted by the Patriots in the seventh round (216th overall) of the 1996 NFL draft ... he was the first of two seventh round picks by the Patriots ... signed by the Patriots on July 11, 1996 ... released by the Patriots on Oct. 9 and was re-signed to the team's practice squad ... activated off the practice squad on Dec. 12, 1996.

Pro Career GP/GS (regular season 2/0, postseason 0/0): Lovett saw action in the first and last game of the 1996 season, playing a limited role on special teams ... made his NFL debut on special teams at Miami (9/1) ... listed among the Patriots' inactives prior to five games, Weeks 2 through 5 and again Week 16 at Dallas (12/15) ... he was



released after the fifth game of the season (10/9), when the Patriots signed CB Otis Smith, and placed on the team's practice squad ... he was activated from the practice squad (12/12) when FB Sam Gash was placed on injured reserve ... was active for the final game of the season, but did not record any statistics.

College: Lovett finished his collegiate career with 79 receptions for 1,173 yards and 10 touchdowns. **1995:** Earned second-team All-Big East honors and selected as team MVP by his teammates ... started every game and finished second on the team with 614 yards and six touchdowns on 37 receptions (16.6 avg.). **1994:** Started every game and finished third on the team with 41 receptions for 547 yards and four touchdowns. **1993:** Played in every game, but did not start for a Mountaineer team which finished the regular season 11-0 and won the Big East title. **1992:** Did not play.


Personal: Lovett Purnell was born the son of Ronald and Betty Harmon on April 7, 1972 in Seaford, Del. ... he was a three-sport first-team all-state selection his junior and senior seasons ... selected the Delaware State Player of the Year following his senior football campaign and earned MVP honors following the state's prep all-star game ... he is one of five children ... single.

Extra Points

- ★ Lovett's 79 receptions at West Virginia ranks 10th.
- ★ In 1993, the Mountaineers were ranked 2nd in the nation with an 11-0 record before losing to Florida in the Sugar Bowl.
- ★ Lovett was Delaware's prep Player of the Year as a senior.

VETERANS

71 TODD RUCCI



Offensive Guard

6-5 ★ 296 ★ 5th Year

Draft: 2b (51st) '93

Penn State

Born: July 14, 1970

Upper Darby, Pa.

Transactions: Todd Rucci was drafted by the Patriots in the second round of the 1993 NFL draft (51st player selected) with one of the selections acquired from Miami in exchange for wide receiver Irving Fryar ... signed with the Patriots on July 22, 1993 ... placed on injured reserve with pectoral muscle injury Sept. 19, 1993 for the remainder of the season.

Extra Points

- ★ Todd was originally recruited to Penn State as a defensive end.
- ★ Todd is a partner of a health and fitness center in Upper Darby, Pa.
- ★ One of Todd's favorite leisure activities is jet skiing.

NFL Career GP/GS (regular

season 37/28, postseason 4/4): Rucci started in his NFL debut, but missed 14 games his rookie year after suffering a torn right pectoral muscle while lifting weights ... he returned from the injury to regain his starting position in 1994, starting 10 of 13 games at the end of the sea-



son ... he was replaced by Bob Kratch at right guard in the sixth game of the 1995 season, but fought back to regain his starting position at right guard one year later in the fifth game of the season. **1996 (16/12, 3/3):** Rucci played in every game, starting the final 12 regular season games and each of the three playoff games at right guard ... he was the only Patriots starting offensive linemen who did not allow a full sack all season, but shared the responsibility on one sack ... was a key member of an offensive line which allowed just 30 sacks all season ... their sack ratio of one sack for every 21.9 passes ranked sixth in the league ... paved the way for Curtis Martin to eclipse the 1,000-yard rushing plateau for the second consecutive season – the first Patriots running back to accomplish the feat ... allowed the running lanes for Martin to rush for over 140 yards in three different games; Oct. 13 vs. Washington (164 yards), Nov. 24 vs. Indianapolis (141) and in the divisional playoff game Jan. 5 vs. Pittsburgh (166). **1995 (6/5):** Rucci opened the 1995 season as the starter at right guard, but lost that role in the sixth game of the season when he was replaced by Bob Kratch prior to the Kansas City contest (10/15) ... he was reported among the Patriots' inactives prior to each of the remaining 10 games of the season. **1994 (13/10, 1/1):** Started the final 10 games of the season and the Patriots' playoff game at Cleveland after replacing an injured Doug Skene (knee) vs. the Raiders (10/9) ... played on punt coverage and field goal teams ... downed a "pooch" punt at the one-yard line in a 24-13 victory vs. the Jets (12/4) ... allowed only 1.5 sacks in 10 starts at right guard on a unit which only allowed 22 sacks all season. **1993 (2/1):** Started in his professional debut in the 1993 season opener at Buffalo (9/5) ... played, but did not start, the following week vs. Detroit (9/12) ... suffered a torn right pectoral muscle prior to the third game of the season and was placed on the reserve injured list (9/17) for the remainder of the year ... the injury occurred while lifting weights ... he spent the remainder of the year rehabilitating from the injury.

College: Proved to be a superb pass protector and an aggressive drive blocker in Joe Paterno's system at Penn State (1989-92) ... originally recruited to Penn State as a defensive lineman, but made the successful transition to offense in the spring of 1990 ... played right tackle for the Nittany Lions from 1990 through 1992 ... started five of final six games at right tackle in 1992 as a senior ... received the Red Worrell Award as the most improved offensive player in the 1991 spring drills ... played in every game as a sophomore, averaging over 12 minutes of action in each contest ... competed among the defensive linemen as a freshman.

Personal: Todd L. Rucci was born on July 14, 1970 in Upper Darby, Pa. ... he was an all-state selection as a senior at Upper Darby (Pa.) High and was selected to play in Pennsylvania's Big 33 All-Star football game in 1988 ... did not play football as a junior ... majored in health education at Penn State ... single.

TODD RUCCI'S NFL STATISTICS

Misc. Tackles – 1996 (1)


MIKE HAYNES TO BE HONORED AT FOXBORO STADIUM

On Monday, October 27, 1997, Mike Haynes will be honored at Foxboro Stadium with an on-field ceremony in recognition for his induction into the Pro Football Hall of Fame. The ceremony will be conducted during the Monday Night Football game against the Green Bay Packers. He was inducted in July of this year and became the second Patriots player to be enshrined, joining former Patriots offensive guard John Hannah. Both Haynes and Hannah were selected to the NFL's 75th Anniversary Team in 1994, recognizing the 22 best players in the 75-year history of the league.

Haynes was inducted into the Patriots Hall of Fame in 1994 and was honored with an on-field ceremony that year.



53 CHRIS SLADE



Outside Linebacker

6-5 ★ 245 ★ 5th Year

Draft: 2a (31st) '93

Virginia

Born: January 30, 1971

Newport News, Va.

Transactions: Chris Slade was drafted by the Patriots using their own pick in the second round of the 1993 NFL draft (31st player selected) ... he became a restricted free agent on Feb. 15, 1996, but re-signed with the Patriots on May 28, 1996 ... renegotiated a long-term contract on Feb. 5, 1997.

NFL Career GP/GS (regular season 64/46, postseason 4/4): Slade has played in every game since joining the Patriots as a rookie in 1993 ... he has developed into one of the premier pass rushing linebackers in the league ...

he has totaled 29.5 career sacks in his first four seasons, which already places him 10th among the Patriots' all-time sack leaders ... he added two sacks for 9.5 yards in the playoffs ... he has been among the team leaders in tackles in each of his four seasons, compiling 307 defensive hits, including 209 solo stops. **1996 (16/9, 3/3):** Voted defensive co-captain by his teammates ... extended his streak of consecutive games played to 64 ... started nine of the first 11 games before being platooned with Dwayne Sabb for the final five games of the season ... returned to the starting lineup for each of the Patriots' playoff games, including Super Bowl XXXI ... finished the season with 69 total tackles, fourth on the team ... he posted seven quarterback sacks for -73 yards ... his yardage total led the team, while his seven sacks ranked second behind Willie McGinest who had 9.5 ... he intercepted his first pass, one of three passes defended for the season ... he also forced three fumbles during the season ... he did not start in the season opener at Miami (9/1) due to a hip flexor injury, snapping a consecutive starting streak at 32 games ... started at Buffalo (9/8) and had his most complete game of the season, posting a team-high 10 tackles, dropping Jim Kelly for 9 yards on his first sack of the season and recording his first career interception ... led the team in tackles the fol-

Extra Points

- ★ **Chris Slade and San Francisco's Terry Kirby are fourth cousins - Chris' grandfather (Louis Slade) and Kirby's grandmother (Francis Kirby) were second cousins.**
- ★ **Chris and Terry grew up approximately half a mile apart in Tabb, Va. The two have each had their football and basketball jersey numbers retired at Tabb High.**

VETERANS

HOME FIELD ADVANTAGE

Chris Slade plays with great emotion and is the kind of player who will bring a home crowd to its feet. In his first four seasons, he has given the home crowd plenty to cheer about. Of his 29.5 career sacks, Slade has gathered 18.5 before the home field crowd. Below are his sack totals both at home and on the road:

	Games	Sacks	Yards Lost
Home:	32	22.5	174
Away:	32	7.0	66



lowing week when he posted nine in a 31-0 shutout victory over Arizona (9/15) ... preserved the shutout late in the game when he sacked Kent Graham and forced a fumble inside the Patriots' 10-yard line ... the fumble was recovered by Mike Jones and returned 31 yards ... led the team in tackles for the third consecutive week with six hits vs. Jacksonville (9/22) and recorded a sack for the third consecutive game ... earned Miller Lite Player of the Game honors after applying continuous pressure on Jim Harbaugh in a 27-9 victory over the Colts (10/20) ... posted seven tackles vs. Miami (11/3) ... saw reserve action the following week at the Jets (11/10) and made just two tackles ... returned to the starting lineup vs. Denver (11/17) and registered nine tackles, including his fourth sack of the season, ending a six-game drought ... relegated to a reserve role in the last five games of the season, yet posted sacks in three consecutive games during the month of December, beginning with a sack at San Diego (12/1) ... forced a Stan Humphries fumble on the play and was credited with a 22-yard sack as the ball rolled into the end zone and was recovered by McGinest for a touchdown ... dropped Glen Foley for a loss of 8 yards vs. the Jets (12/8) ... registered his seventh sack of the season when he dumped Troy Aikman for an 11-yard loss at Dallas (12/15) ... pressured Dave Brown and recorded four tackles, but did not get credit for a sack in the season finale at the Giants (12/21), ending a three-game sack streak ... returned to the starting lineup and posted sacks in each of the first two playoff games ... recorded eight tackles in the 28-3 playoff victory over the Steelers (1/5/97) ... applied continuous pressure on Mark Brunell and was credited with one sack in the AFC Championship Game, while totaling nine tackles in the 20-6 victory (1/12/97) ... led the team with 11 tackles, including 10 solos, vs. Green Bay (1/26/97) in the Super Bowl ... finished second on the team with 28 postseason tackles and shared the lead with two quarterback sacks. **1995 (16/16):** Started every game for the Patriots at right outside linebacker and finished in a tie for second (with Terry Ray) with 95 tackles (71 solo) ... had a career-low four sacks for 16 yards, but helped pressure the quarterback into the direction of teammate Willie McGinest, who finished the season with a career-high 11 quarterback sacks ... despite his low sack production, he was still recognized as one of the dominant forces in the AFC and was selected as an alternate for the Pro Bowl ... earned his first career AFC Defensive Player of the Week honors for his performance in the Patriots' season-opening victory over Cleveland (9/3) when he led the team with 11 tackles, including his first sack of the season ... one of his best games came in a Monday Night victory over Buffalo (10/23) when he delivered eight defensive hits, including a four-yard sack of Jim Kelly, and was involved in two turnovers, forcing one fumble and recovering another ... recorded nine tackles in games vs. Carolina (10/29) and Indianapolis (11/19) ... turned in solo sack performances in both games against the Jets, for a loss of 2 and 9 yards respectively ... scored his first touchdown of his career at Buffalo (11/26) on what was originally recorded as a 27-yard interception return ... it was later ruled that the loose ball Slade caught in mid-air was a Jim Kelly fumble, forced when hit by Willie McGinest ... it was his third career fumble recovery – he has yet to record his first pass interception ... the score came with 57 seconds remaining in the fourth quarter with the Patriots protecting a three-point lead in the game ... the touchdown secured a 35-25 victory and the Patriots' first series sweep of the Bills since 1987 ... he finished the game with eight tackles (6 solo) . **1994 (16/16, 1/1):** Started every game at right outside linebacker and finished the season with a career-high 105 tackles, second only to Vincent Brown (118) ... led the team for the second straight year with 9.5 sacks, eight of which came vs. playoff-bound teams ... of his 9.5 sacks, 7.5 were at Foxboro Stadium ... selected as the Defensive MVP by the 1776 Quarterback Club ... earned player of the game honors by team sponsors after five games ... opened the season with three tackles and a sack for 9 yards at Miami (9/4) ... recorded a season-high with 10 hits (seven solos) and assisted on a sack the following week in the home-opener vs. Buffalo (9/11) ... earned the E.B. Horn Defensive Player of the Game honors ... made five stops including a 6-yard sack in a 23-17 win over Detroit (9/25) to earn the Staples Star of the Game honors ... deflected a pass at the line of scrimmage which was intercepted by Myron



Guyton to seal the victory ... registered eight tackles, including 2.5 sacks in a 17-16 victory vs. Green Bay (10/2), collecting unanimous player of the game honors from Miller Lite, E.B. Horn and Staples ... recorded eight or more tackles in eight of 10 games during a stretch between October 2 through December 11 ... forced a Cris Carter fumble in the Patriots' 26-20 overtime victory vs. Minnesota (11/13) ... set a career-high with 3.5 sacks for 34.5 yards the following week in a 23-17 victory over San Diego (11/20) ... his 3.5 sacks were the most in a game since Andre Tippett recorded 3.5 on October 26, 1986 ... earned Miller Lite Player of the Game, Staples Star of the Game and E.B. Horn Defensive Player of the Game honors for his performance ... tied his season-high with 10 tackles (six solos), including an 18-yard sack which caused a Don Majkowski fumble vs. Indianapolis (12/11), to earn Miller Lite Player of the Game accolades for the third time of the year ... closed out the season with five tackles in the Patriots' playoff game at Cleveland (1/1/95). **1993 (16/5):** Played in all 16 games, starting five at right outside linebacker ... led all AFC rookies with nine sacks, second only to Dana Stubblefield, who led all NFL rookies with 10.5 sacks ... named to the 1993 All-Rookie Team by *Football News* ... his nine sacks were the most by a Patriot rookie since Garin Veris had 10.5 in 1985 ... they were also the most by a Patriot since Andre Tippett recorded 12.5 sacks in 1987 ... finished second among Patriot rookies with 38 tackles, 12th overall on the team ... led the team with three forced fumbles and recovered one ... after a hitless NFL debut at Buffalo (9/5), Slade made an immediate impact in the two ensuing games vs. Detroit (9/12) and Seattle (9/19), combining for 20 hits, including five quarterback sacks ... his three-sack effort vs. Detroit were the most by a Patriot since Andre Tippett made three vs. Dallas in 1987 ... he was selected by a local media panel as the Patriots' Miller Lite Player of the Game ... the following week, he posted a career-high with 11 stops, including two sacks in a losing cause vs. Seattle ... he became the first Patriot to have back to back multiple-sack games since Garin Veris in 1987 ... forced a Jim Kelly fumble on a sack which was recovered by the Patriots in a losing cause vs. Buffalo (11/10) ... closed out the season with a sack in a 33-27 overtime victory vs. Miami (1/2/94).

College: Set the ACC's all-time record with 40 quarterback sacks, topping the previous mark of 28, set by Michael Dean Perry of Clemson (1984-87) ... compiled 299 career tackles, ninth in school history.

1992: Selected first-team All-American by Associated Press, Football Writers Association, *Football News*, *The Sporting News*, United Press International and Walter Camp ... received *Football News*' Defensive Player of the Year honors ... earned unanimous all-conference honors with 14 sacks among his 74 total tackles as a senior. **1991:** Earned All-American recognition as a junior from *College and Pro Football Newsweekly*, *Football News* and Associated Press ... completed his junior year with 99 tackles (30 solo) and 14 sacks ... drew national attention with his single-game, super-human effort vs. Virginia Tech, which included 14 tackles, five quarterback sacks, two passes batted away, a forced fumble and a fumble recovery in the 38-0 shutout.

1990: Earned All-American honorable mention recognition from UPI following his sophomore season after playing in 10 games, recording 74 tackles (15 solo), including seven sacks and nine hits for losses.

1989: He received honorable mention All-American accolades by *The Sporting News* ... won the Bill Dudley Award, given annually to the top Cavalier freshman.

Personal: Christopher Carroll Slade was born on January 30, 1971 in Newport News, Va. ... an All-America Team selection by both *Super Prep* and *Street and Smith's* while starring at Tabb (Va.) High ... received all-state, all-region, all-peninsula and all-district honors as a senior ... was a four-time all-district selection in basketball while becoming the first player in York River District history to score over 1,000 points with over 1,000 rebounds in a career ... played on the same football and basketball team with his cousin, Terry Kirby, now a member of the Miami Dolphins ... majored in sociology at Virginia ... active in community affairs, speaking to school children about the importance of staying in school and achieving goals ... single

**CHRIS SLADE'S NFL STATISTICS****Regular Season Defensive Statistics**

Year	Team	G/S	TT	UT	A	S-Yds	I-Yds	PD	FF	FR	SpT
1993	Patriots	16/5	38	25	13	9.0-63	0-0	0	3	1	1
1994	Patriots	16/16	105	63	42	9.5-88	0-0	3	4	0	0
1995	Patriots	16/16	95	71	24	4-16	0-0	4	1	2	1
1996	Patriots	16/9	69	50	19	7-73	1-2	3	3	0	0
Totals-4 years		64/46	307	209	98	29.5-240	1-2	10	11	3	2

Additional Regular Season Statistics

Touchdowns – 1995 (27-yard fumble return Nov. 26)

Fumbles/Lost – 1996 (1/1)

Regular Season Single-Game Career Highs

Tackles – 11 (2 times) Most recent vs. Cleveland (9/3/95)

Unassisted Tackles – 8 vs. Cleveland (9/3/95)

Assists – 6 vs. Miami (10/30/94)

Sacks – 3.5 vs. San Diego (11/20/94)

Touchdowns – 1 at Buffalo (11/26/95) on a 27-yard fumble return

Postseason Defensive Statistics

Year	Team	G/S	TT	UT	A	S-Yds	I-Yds	PD	FF	FR	SpT
1994	Patriots	1/1	5	4	1	0-0	0-0	0	0	0	0
1996	Patriots	3/3	28	20	8	2-9.5	0-0	0	1	0	0
Totals-2 years		4/4	33	24	9	2-9.5	0-0	0	1	0	0

Postseason Single-Game Career Highs

Tackles – 11 vs. Green Bay in Super Bowl XXXI (1/26/97)

Unassisted Tackles – 10 vs. Green Bay (1/26/97)

Assists – 4 vs. Jacksonville (1/12/97)

Sacks – 1 (twice) Most recent vs. Jacksonville (1/12/97)

PATRIOTS CAREER SACK LEADERS

Chris Slade has been one of the most productive sack artists since entering the league in 1993. He already ranks 10th (tie) on the Patriots' all-time career sack leaders. The Top 10 sack leaders in franchise history is listed below:

	Sacks	Name	Years
1.	100.0	Andre Tippett	1982-88, 90-93
2.	79.5	Julius Adams	1971-77, 79-85, 87
3.	72.5	Tony McGee	1974-81
4.	54.0	Ray Hamilton	1973-81
5.	45.5	Larry Eisenhauer	1961-69
6.	43.5	Brent Williams	1986-93
7.	39.0	Houston Antwine	1961-71
8.	36.0	Garin Veris	1985-88, 90-91
9.	32.5	Richard Bishop	1976-81
10.	29.5	Chris Slade	1993-95
	29.5	Don Blackmon	1981-87

PATRIOTS DEFENSE KEY TO LATE SEASON SUCCESS

Chris Slade helped lead a late season defensive charge which led to six victories in seven games leading up to the Super Bowl. After allowing 34 points to Denver on Nov. 17, the defense responded by allowing just 10.4 points per game in the next seven contests. The Patriots' only loss during that seven-game span was a 12-10 defeat at Dallas, a game in which the defense did not allow a touchdown. The defense did not allow a touchdown in their first two playoff victories and only allowed four touchdowns during that final seven-game span leading up to the Super Bowl.



CHRIS SLADE'S CAREER GAME-BY-GAME STATISTICS

Chris Slade's 1993 Game-By-Game Defensive Statistics

Date	Opponent	G	TT	UT	A	S-Yds	Int	PD	FF	FR	W/L	Score
9/5	at Buffalo	p	0	0	0	0-0	0	0	0	0	L	14-38
9/12	Detroit	S	9	5	4	3-21	0	0	1	1	L	o 16-19
9/19	Seattle	S	11	6	5	2-16	0	0	0	0	L	14-17
9/26	at NY Jets	S	6	5	1	0-0	0	0	0	0	L	7-1
10/10	at Phoenix	S	1	0	1	0-0	0	0	0	0	W	23-21
10/17	Houston	p	3	2	1	0-0	0	0	0	0	L	14-28
10/24	at Seattle	S	0	0	0	0-0	0	0	0	0	L	9-10
10/31	at Indianapolis	p	2	2	0	0-0	0	0	0	0	L	6-9
11/7	Buffalo	p	1	1	0	1-6	0	0	1	0	L	o 10-13
11/21	at Miami	p	1	1	0	1-7	0	0	0	0	L	13-17
11/28	N.Y. Jets	p	0	0	0	0-0	0	0	0	0	L	0-6
12/5	at Pittsburgh	p	0	0	0	0-0	0	0	0	0	L	14-17
12/12	Cincinnati	p	3	2	1	1-8	0	0	0	0	W	7-2
12/19	at Cleveland	p	0	0	0	0-0	0	0	0	0	W	20-17
12/26	Indianapolis	p	0	0	0	0-0	0	0	0	0	W	38-0
1/2/94	Miami	p	1	1	0	1-5	0	0	1	0	W	o 33-27
1993 Totals			16/5	38	25	13	9-63	0	0	3	1	5-11

Chris Slade's 1994 Game-By-Game Defensive Statistics

Date	Opponent	G	TT	UT	A	S-Yds	Int	PD	FF	FR	W/L	Score
9/4	at Miami	S	3	1	2	1-9	0	0	0	0	L	35-39
9/11	Buffalo	S	10	7	3	0.5-0.5	0	0	0	0	L	35-38
9/18	at Cincinnati	S	2	2	0	0-0	0	0	0	0	W	31-28
9/25	at Detroit	S	5	3	2	1-6	0	0	1	0	W	23-17
10/2	Green Bay	S	8	5	3	2.5-20	0	1	0	0	W	17-16
10/9	L.A. Raiders	S	8	5	3	0-0	0	0	1	0	L	17-21
10/16	at N.Y. Jets	S	5	4	1	0-0	0	0	0	0	L	17-24
10/30	Miami	S	9	3	6	0-0	0	0	0	0	L	3-23
11/6	at Cleveland	S	8	3	5	0-0	0	0	0	0	L	6-13
11/13	Minnesota	S	8	5	3	0-0	0	0	1	0	W	ot 26-20
11/20	San Diego	S	5	3	2	3.5-34.5	0	0	0	0	W	23-17
11/27	at Indianapolis	S	8	4	4	0-0	0	1	0	0	W	12-10
12/4	N.Y. Jets	S	8	5	3	0-0	0	0	0	0	W	24-13
12/11	Indianapolis	S	10	6	4	1-18	0	0	1	0	W	28-18
12/18	at Buffalo	S	3	2	1	0-0	0	1	0	0	W	41-17
12/24	at Chicago	S	5	5	0	0-0	0	0	0	0	W	13-3
1994 Totals			16/16	105	63	42	9.5-88	0	3	4	0	10-6

1/1/95 at Cleveland S 5 1 4 0-0 0 0 0 0 0 L 13-20

Chris Slade's 1995 Game-By-Game Defensive Statistics

1995	Opponent	G	TT	UT	A	S-Yds	Int	PD	FF	FR	W/L	Score
9/3	Cleveland	S	11	8	3	1-1	0	0	0	0	W	17-14
9/10	Miami	S	6	6	0	0-0	0	0	0	0	L	3-20
9/17	at San Francisco	S	2	2	0	0-0	0	0	0	0	L	3-28
10/1	at Atlanta	S	1	1	0	0-0	0	0	0	0	L	17-30
10/8	Denver	S	7	5	2	0-0	0	0	0	0	L	3-37
10/15	at Kansas City	S	8	7	1	0-0	0	0	0	0	L	26-31
10/23	Buffalo	S	8	5	3	1-4	0	1	1	1	W	27-14
10/29	Carolina	S	9	5	4	0-0	0	0	0	0	L	o 17-20
11/5	at N.Y. Jets	S	5	4	1	1-2	0	1	0	0	W	20-7
11/12	at Miami	S	5	4	1	0-0	0	0	0	0	W	34-17
11/19	Indianapolis	S	9	5	4	0-0	0	0	0	0	L	10-24
11/26	at Buffalo	S	8	6	2	0-0	0	0	0	1	W	35-25
12/3	New Orleans	S	3	3	0	0-0	0	0	0	0	L	17-31
12/10	N.Y. Jets	S	6	4	2	1-9	0	0	0	0	W	31-28
12/16	at Pittsburgh	S	4	3	1	0-0	0	2	0	0	L	27-41
12/23	at Indianapolis	S	3	3	0	0-0	0	0	0	0	L	7-10
1995 Totals			16/16	95	71	24	4-16	0	4	1	2	6-10

VETERANS




CHRIS SLADE'S CAREER GAME-BY-GAME STATISTICS

Chris Slade's 1996 Game-By-Game Defensive Statistics (cont.)

Date	Opponent	TT	UT	A	S-Yds	Int	PD	FF	FR	W/L	Score
9/1	at Miami	p	1	1	0	0-0	0	0	0	L	10-24
9/8	at Buffalo	S	10	6	4	1-9	1	1	0	L	10-17
9/15	Arizona	S	9	7	2	1-9	0	0	1	W	31-0
9/22	Jacksonville	S	6	4	2	1-8	0	0	0	W	ot 28-25
10/6	at Baltimore	S	4	4	0	0-0	0	2	1	W	46-38
10/13	Washington	S	2	1	1	0-0	0	0	0	L	22-27
10/20	at Indianapolis	S	4	4	0	0-0	0	0	0	W	27-9
10/27	Buffalo	S	5	3	2	0-0	0	0	0	W	28-25
11/3	Miami	S	7	4	3	0-0	0	0	0	W	42-23
11/10	at New York Jets	p	2	2	0	0-0	0	0	0	W	31-27
11/17	Denver	S	9	5	4	1-6	0	0	0	L	8-34
11/24	Indianapolis	p	1	1	0	0-0	0	0	0	W	27-13
12/1	at San Diego	p	1	1	0	1-22	0	0	1	W	45-7
12/8	New York Jets	p	3	3	0	1-8	0	0	0	W	34-10
12/15	at Dallas	p	1	1	0	1-11	0	0	0	L	6-12
12/21	at NY Giants	p	4	3	1	0-0	0	0	0	W	23-22
1996 Totals		16/9	69	50	19	7-73	1	3	3	0	11-5
1/5/97	Pittsburgh	S	8	5	3	1-7.5	0	0	0	W	28-3
1/12/97	Jacksonville	S	9	5	4	1-2	0	0	1	W	20-6
1/26/97	Green Bay	S	11	10	1	0-0	0	0	0	L	21-35
Postseason Totals		3/3	28	20	8	2-9.5	0	0	1	0	2-1

74 CHRIS SULLIVAN



Defensive End

6-4 ★ 279 ★ 2nd Year

Draft: 4b (119th) '96

Boston College

Born: March 14, 1973

North Attleboro, Mass.

Transactions: Chris Sullivan was drafted by the Patriots in the fourth round (119th overall), the second of three fourth round picks by the Patriots in the 1996 NFL draft ... the selection was acquired from Detroit along with a third round pick (Tedy Bruschi) and a sixth round pick (Marrio Grier) in exchange for New England's third round pick (76th overall) ... signed with the Patriots July 12, 1997.

NFL Career GP/GS (regular season 16/0, postseason 3/0): Sullivan played in every game during his rookie campaign, but did not start ... played almost exclusively on the Patriots' kickoff return team in the "wedge" and in short-yardage

Extra Points

- ★ Chris is a native of North Attleboro, Mass., located just nine miles south of Foxboro Stadium.
- ★ Chris was the captain of his football, basketball and track teams in high school.
- ★ Chris played for Tom Coughlin and Dan Henning while at Boston College and graduated with a bachelor's degree in sociology in just four years.



situations ... totaled three tackles and recovered one fumble on special teams ... made his NFL debut in the season opener at Miami (9/1) and helped spring KR David Meggett for returns of 54 and 41 yards ... made his first career defensive tackle vs. Arizona (9/15) ... replaced an injured Willie McGinest at defensive end at Baltimore (10/6) ... recovered a fumble by Meggett on a punt return to set up an Adam Vinatieri 44-yard field goal at Indianapolis (10/20) ... recorded solo tackles vs. Buffalo (10/27) and vs. Denver (11/17) ... made his first special teams tackle in the Patriots' divisional playoff victory over Pittsburgh (1/5/97).

College: Sullivan started 48 consecutive games at Boston College and totaled 262 tackles and 14 sacks for the Eagles ... posted 33 tackles for losses of 56 yards. **1995:** Earned all-conference honors from his weakside defensive tackle position ... finished third on the team with 74 tackles (56 solos), including two sacks (-11 yards) and 11 tackles for losses. **1994:** Started every game at right defensive tackle ... finished the year with 62 tackles (40 solos), including six sacks (-37 yards) and 13 tackles of losses. **1993:** Started every game at left defensive tackle and totaled 61 tackles and four sacks for a loss of 12 yards. **1992:** Started every game at right defensive tackle as a redshirt freshman ... slowed by a neck burner in the fall drills, but did not miss any action ... recorded 52 tackles including a sack and a couple of tackles for losses. **1991:** Redshirted as a true freshman.

Personal: Christopher Patrick Sullivan was born the son of Robert and Linda Sullivan on March 14, 1973 in North Attleboro, Mass. ... he attended North Attleboro High, where he lettered in football as a tight end and defensive end ... caught 22 passes for 552 yards and three touchdowns as a senior, but dominated along the defensive line to earn all-Hockomock league laurels both his junior and senior seasons ... served as team captain in football, basketball and track and captured a host of honors in each of those sports ... received his bachelor's degree in sociology in May of 1995 in just four years ... single.

CHRIS SULLIVAN'S NFL DEFENSIVE STATISTICS

Regular Season Defensive Statistics

Year	Team	G/S	TT	UT	A	S-Yds	I-Yds	PD	FF	FR	SpT
1996	Patriots	16/0	3	3	0	0-0	0-0	0	0	0	0

Additional Regular Season Statistics

Special Teams Fumbles Recovered – 1996 (1)

Postseason Defensive Statistics

Year	Team	G/S	TT	UT	A	S-Yds	I-Yds	PD	FF	FR	SpT
1996	Patriots	3/0	0	0	0	0-0	0-0	0	0	0	1

94 JOSH TAVES



Defensive End

6-7 ★ 285 ★ 1st Year

Free Agent '97

Northeastern

Born: May 3, 1972

Yarmouth, Mass.

Transactions: Josh Taves was signed to the Patriots' practice squad during the 1996 playoffs on Dec. 31, 1996 ... signed as a free agent following the season on Feb. 20, 1997 ... he originally signed with Detroit as a non-drafted free agent on May 3, 1995 ... waived by the



Lions (8/28/95) and re-signed to their practice squad two days later ... activated to 53-man roster on Dec. 21 ... allocated to the Barcelona Dragons of the World League in 1996 ... released by the Lions during camp and missed most of the 1996 season before signing with the Patriots for the playoffs.

NFL Career GP/GS (regular season 0/0, postseason 0/0):

Taves spent the 1995 season on the Detroit Lions' practice squad and was activated to the 53-man roster for the 1995 season finale ... he was listed among the team's inactives for that game ... he was also listed among the inactives the following week for the NFC Wild Card game at Philadelphia (12/30/95) ... released by the Lions during the preseason ... signed by the Patriots and remained on the team's practice squad throughout the playoffs.

College: Earned four letters at Northeastern ... finished his career with 86 tackles, eight sacks, four fumble recoveries and four passes batted away ... made 42 tackles, with four sacks his senior season ... named The Jewish Sports Congress' Jewish All-American team his last two years at Northeastern ... sat out most of his freshman season with a dislocated thumb ... played in 11 games and totaled 43 tackles (26 solos), including three sacks, and four fumble recoveries in 1993 ... recorded a career-high with 11 tackles and two sacks vs. William & Mary.

Personal: Josh Heinrich-Taves was born May 13, 1972 ... split time growing up between South Florida and Boston ... attended Dennis-Yarmouth High on Cape Cod and New Hampton Prep and earned varsity letters in football and track ... majored in architecture at Northeastern ... he enjoys skiing and snowboarding.

Extra Points

- ★ Josh was one of 62 players to receive an AFC Championship Ring last season.
- ★ Josh attended Dennis-Yarmouth High School on Cape Cod and matriculated to Northeastern.
- ★ Among his gridiron teammates, Josh was regarded as the best slam dunk artist on the team.
- ★ Josh enjoys skiing and snowboarding.

95 HENRY THOMAS



Defensive Tackle

6-2 ★ 277 ★ 11th Year

Free Agent '97

Louisiana State

Born: January 12, 1965

Houston, Texas

Transactions: Henry Thomas signed with the Patriots as a veteran free agent on June 12, 1997 ... he was originally drafted by the Minnesota Vikings in the third round (72nd overall) of the 1987 NFL draft ... signed by the Vikings on July 14, 1987 ... designated the tran-



sition player on Feb. 25, 1993 ... designated by the Vikings as their franchise player on Feb. 15, 1994 ... free agency status changed from franchise to unconditional on Feb. 15, 1995 ... signed by the Detroit Lions on Feb. 27, 1995 ... released by Detroit (5/25/97) and signed by New England on June 12, 1997.

NFL Career GP/GS (regular season 149/148, postseason 10/8):

Thomas is one of the game's premier inside pass rushers and is expected to complement the outside pass rush of Chris Slade and Willie McGinest ... last season, Thomas totaled six sacks despite limited playing time late in the season due to injury ... the last time a Patriots inside rusher totaled six sacks was in 1984 when Dennis Owens record 6.5 sacks ... Thomas has started 148 of 149 regular season games during his career and eight of 10 playoff games ... in 10 NFL seasons, he has totaled 788 tackles (554 solos), including 72.5 career sacks ... he has intercepted two passes, both early in his career, and forced 15 fumbles while registering 11 career fumble recoveries ... along with his ability, his work ethic and leadership serve as an example for other players to follow ... he has been credited for the development of many of the younger teammates he has played alongside ... he played eight seasons with the Vikings and two seasons with the Lions before signing with the Patriots ... his 56 sacks as a Viking ranks second among defensive tackles ... the Vikings had made Thomas one of two transition players in 1993 and a year later designated him as their franchise player, yet was signed by the Lions when the franchise designation was removed a year later ... he was selected to play in two consecutive Pro Bowls (1991-92) ... he was named to the All-NFC team in 1990 and earned second-team All-Pro honors in 1993 ... combined with Keith Millard for 27 sacks in 1989, the highest total by a tackle tandem since the NFL started recording sack totals in 1982 ... in 1983, he and John Randle combined for 21.5 sacks, tied for second place on that list. **1996 (15/15 - Detroit):** Started the first 15 games of the season, but missed the season finale due to a nagging groin injury ... recorded four sacks in the first six games of the season, but was limited in the second half of the season due to a pulled groin muscle ... he consistently drew double-teams, freeing up teammates Robert Porcher and Luther Elliss, who each recorded career-high sack totals ... ranked third on the team with six sacks ... missed most of the team's practices during the final two months of the season due to his injury ... recorded two sacks in the season opener at Minnesota (9/1), totaling five tackles and a forced fumble in the game ... posted five tackles and recovered a second quarter fumble vs. Tampa Bay (9/8) ... stopped a drive with a fourth-down sack vs. the Bears (9/22) deep in Lions territory ... posted his fourth sack of the season vs. Atlanta (10/6) ... caused a fumble and made his fifth sack of the season at San Diego (11/11) ... tied a season-high with six tackles and a sack vs. Green Bay (12/15) ... was listed among the Lions inactive for the season finale at San Francisco (12/23). **1995 (16/16, 1/1 - Detroit):** Started every game for the Lions and was voted the team's defensive MVP ... posted a career-high and led the team with 10.5 sacks, the most by a Lions defender since Mike Cofer's 12 in 1988 ... he finished the year with 68 total tackles, which led all Lion linemen and blocked two field goals ... he registered his first sack of the season vs. Arizona (9/25) ... posted his second sack and led the team with eight tackles vs. Cleveland (10/8) ... registered seven tackles, including a sack, at Green Bay (10/15) ... collected a sacked for the third consecutive week and totaled four stops at Washington (10/22) ... blocked a field goal and registered an 8-yard

Extra Points

- ★ Henry was selected by his teammates as the defensive MVP in 1995.
- ★ Henry owns two Harley Davidsons, including one which he assembled.
- ★ Henry is a football Pro Bowler who also enjoys bowling.
- ★ Henry's father, Henry Sr., owned and operated a barbecue restaurant in Houston, Texas for 17 years.



sack at Atlanta (11/5) ... logged his first multiple sack game of the season with 1.5 sacks and five tackles vs. Tampa Bay (11/12) ... led the team with seven stops, including four at or behind the line of scrimmage and blocked his second field goal attempt of the season at Chicago (11/19) ... made three tackles and forced a fumble on Thanksgiving vs. the Vikings (11/23) ... recovered a fumble and recorded six hits at Houston (12/10) ... made one sack vs. Jacksonville ... made three tackles, including a sack in the regular season finale at Tampa Bay (12/23) ... recorded the Lions' only sack in the playoff game at Philadelphia (12/30). **1994 (16/16, 1/1 - Minnesota):** Started every game and led the Vikings defensive linemen with 65 tackles ... ranked second on the team with 8.5 tackles for loss ... combined with John Randle for 20.5 sacks, more than any tackle tandem in the NFL in 1994 ... in the season opener at Green Bay (9/4) ... totaled a season-high with seven tackles, including a sack vs. Detroit (9/11) ... made two tackles with one sack at Chicago (9/18), extending his consecutive game sack streak to four games ... recorded a sack and five tackles at the Giants (10/10) ... forced one fumble, recovered a fumble and totaled five tackles, including a sack at Tampa Bay (10/30) ... forced a fumble and recorded five tackles, one for loss, vs. the Jets (11/20) ... posted a season-high with 2.5 sacks vs. Tampa Bay (11/27) ... had one sack and three tackles vs. Buffalo (12/11) ... made three stops, including a sack in the season finale vs. San Francisco (12/26) ... recovered a fumble, knocked down a pass and made two tackles in a playoff game vs. Chicago (1/1/95). **1993 (13/13, 1/0 - Minnesota):** Started 13 games and was earned second-team All-Pro recognition by Associated Press and the *Football News* ... tied his single-season high with nine sacks, despite missing the final three games of the season with an ankle injury ... had a streak of 72 consecutive games played snapped due to the injury ... finished the year ranked seventh on the team with 66 tackles, including nine sacks ... tied the team lead with three forced fumbles ... led the team with 13 tackles vs. San Diego (11/7) ... listed among the inactives for the final three games of the season due to the ankle injury, but returned to action in the playoff game at the Giants (1/9/94) and finished with seven tackles. **1992 (16/16, 1/1 - Minnesota):** Started every game for the Vikings and was selected to his second consecutive Pro Bowl ... also earned All-Pro honors by *College and Pro Football Newsweekly* ... finished the season with 69 tackles and six sacks, both ranked fourth on the team ... turned in his best performance of the season vs. Green Bay when he made 10 stops and one sack ... posted five stops in a playoff contest vs. Washington (1/2/93). **1991 (16/15 - Minnesota):** Selected to his first Pro Bowl after totaling 100 tackles (61 solos) and eight sacks ... his eight sacks ranked second on the team ... he had his best game of the season vs. New England (10/20) when he recorded 14 tackles, including three sacks ... he did not start vs. Green Bay (11/17), the only regular season game that he played but did not start. **1990 (16/16 - Minnesota):** Started every game and set a new career-high with 109 total tackles (64 solos) ... he ranked second on the team with 8.5 sacks ... switched from left tackle to right tackle for the final 11 games of the season to replace the injured Keith Millard ... registered nine or more tackles in five games ... led the team with a season-high 11 tackles vs. New Orleans (9/16) ... tied that mark with 11 tackles vs. Tampa Bay (9/30) ... led the team in solo tackles with six vs. Green Bay (12/2). **1989 (14/14, 1/1 - Minnesota):** Totaled 94 tackles, including nine sacks, despite missing two games due to a knee injury ... scored the second touchdown of his career on a 27-yard fumble return vs. Pittsburgh ... recorded an 8-yard sack against the Steelers before being sidelined with a knee injury ... missed the next two games, vs. Tampa Bay (10/1) and Detroit (10/8), due to injury ... led the team with eight tackles, including a pair of sacks and recovered a fumble vs. Philadelphia (11/19) ... posted a pair of sacks, recovered a fumble and made five tackles in the season finale vs. Cincinnati (12/25) ... started the playoff game at San Francisco (1/6/90) and made two solo stops. **1988 (15/15, 2/1 - Minnesota):** Earned honorable mention All-Pro recognition from Associated Press after totaling 80 tackles (fifth on the team) ... his six sacks ranked third ... led the team with seven stops and forced a fumble vs. Miami (10/2/88) ... made the second interception of his career vs. Green Bay (10/16), tying the Vikings' career



record for interceptions by a defensive lineman ... scored his first career touchdown with a 2-yard fumble recovery and return vs. Dallas (11/13) ... accounted for eight tackles vs. New Orleans (12/4) ... made nine stops vs. Green Bay (12/11) ... had the Vikings' only sack and forced a fumble in the playoff game at San Francisco (1/1/89). **1987 (12/12, 3/3 - Minnesota):** Started every game, including preseason, regular season and postseason as a rookie and was named to the All-Rookie teams by UPI and *Football Digest* ... led the defensive linemen and finished fourth on the team with 81 tackles ... led the team in tackles in three games; vs. Denver (10/25), Dallas (11/26) and Green Bay (12/13/87) ... intercepted the first pass of his career vs. the Raiders (11/8) ... recovered a fumble vs. Detroit (12/20) ... recorded a sack in a playoff win over San Francisco (1/9/88) ... started the NFC Championship Game vs. Washington (1/17/89).

College: Earned first-team All-Southeastern Conference and All-American honorable mention by the Associated Press as a senior ... played defensive end and tackle and finished second on the team with 83 tackles, with three sacks, one forced fumble and one fumble recovery as a senior ... he earned MVP honors in the 1987 Sugar Bowl ... led the defensive line with 56 tackles as a junior ... named defensive player of the week when he blocked two field goal attempts vs. Notre Dame his junior year ... started at nose guard his sophomore year until a knee injury sidelined him for the season ... saw limited playing time in reserve as a freshman.

Personal: Henry Lee Thomas, Jr. was born Jan. 12, 1965 in Houston, Texas ... he attended Eisenhower High in Houston where he was a two-time all-city and all-district defensive tackle and tight end ... he also lettered in track, competing in the discus and shot put field events ... while in Detroit, he donated \$200 for each sack to the Pontiac Police Athletic League ... he has worked with the American Heart Association and the Diabetes Association ... his hobbies include boating and fishing ... his first daughter, Natasha, is 9 ... he and his wife, Eyvonne, also have a daughter, Sydney (10/15/96).

HENRY THOMAS' NFL DEFENSIVE STATISTICS

Regular Season Defensive Statistics

Year	Team	G/S	TT	UT	A	Sacks	I-Yds	PD	FF	FR
1987	Vikings	12/12	81	56	25	2.5	1-0	1	0	1
1988	Vikings	15/15	80	53	27	6.0	1-7	1	4	1
1989	Vikings	14/14	94	68	26	9.0	0-0	0	3	3
1990	Vikings	16/16	109	64	45	8.5	0-0	0	1	1
1991	Vikings	16/15	100	61	39	8.0	0-0	0	0	1
1992	Vikings	16/16	69	50	19	6.0	0-0	0	0	0
1993	Vikings	13/13	66	60	6	9.0	0-0	1	1	0
1994	Vikings	16/16	65	59	6	7.0	0-0	2	2	1
1995	Lions	16/16	68	45	23	10.5	0-0	0	2	2
1996	Lions	15/15	56	38	18	6.0	0-0	0	2	1
Totals 10-ys		149/148	788	554	234	72.5	2-7	5	15	11

Additional Regular Season Statistics


Blocked Kicks – 1995 (2)

Safeties – 1993 (1)

Touchdowns – 1988 (1 – 2-yard fumble return), 1989 (1 – 27-yd fumble return)

Postseason Defensive Statistics

Year	Team	G/S	TT	UT	A	S-Yds	I-Yds	PD	FF	FR
1987	Vikings	3/3	7	7	0	1-1	0-0	0	0	0
1988	Vikings	2/1	9	6	3	1-6	0-0	0	0	1
1989	Vikings	1/1	2	2	0	0-0	0-0	0	0	0
1992	Vikings	1/1	5	4	1	0-0	0-0	0	0	0
1993	Vikings	1/0	7	5	2	0-0	0-0	0	0	0
1994	Vikings	1/1	2	2	0	0-0	0-0	1	0	1
1995	Lions	1/1	2	2	0	1-7	0-0	0	0	0
Totals - 7 years		10/8	34	28	6	3-14	0-0	1	0	2

**19 TOM TUPA****Punter/Quarterback****6-4 ★ 220 ★ 9th Year****UFA (Baltimore) '96****Ohio State****Born: February 6, 1966****Cleveland, Ohio**

Transactions: Tom Tupa signed with the Patriots as an unrestricted free agent on March 15, 1996 after playing three seasons with the Cleveland Browns ... he was originally drafted by the Phoenix Cardinals in the third round (68th selection) of the 1988 NFL draft ... signed with the Cardinals (7/12/88) ... became a restricted free agent (2/1/91) and re-signed with the Cardinals (7/17/91) ... granted unconditional free agency (2/1/92) and signed with Indianapolis (3/31/92) ... released by the Colts on Aug. 30, 1993 and signed with the Browns on Nov. 9, 1993 ... released by the Browns three weeks later (11/24/93) and was re-signed March 30, 1994 ... became an unrestricted free agent on Feb. 15, 1996 and signed with the Patriots.

Extra Points

- ★ Tom played on an intramural basketball championship team at Ohio State that included teammates Keith Byars, Cris Carter, Pepper Johnson, William White and Jamie Holland.
- ★ Tom holds the Ohio State all-time career punting record with a 44.7-yd avg.
- ★ As a prep QB, Tom guided his team to a state championship.

NFL Career GP/GS (regular season 93/13, 5/0): Tupa is a tremendous talent whose punting prowess was overlooked early in his career while teams tried to develop his quarterbacking skills ... he emerged from the collegiate ranks as Ohio State's all-time leading punter, averaging 44.7 yards per punt (214 punts), yet it was the attraction of a 6-foot-4-inch, 55-percent passer that caught the eyes of the NFL scouts ... despite averaging 46.7 yards on six punts in his second NFL season (1989), his punting talents were ignored for the first six years of his career ... in 1994, the Browns made him their full-time punter and he responded by kicking off seven years of rust to average 40.1 yards per punt ... in seven NFL seasons, Tupa has now played in 93 games with 13 starts at quarterback ... in just over four seasons, he has totaled 214 punts for 9,062 yards (42.3 avg.) without a block and a career long of 65 yards ... he has placed 61 (.285) punts inside the 20 and has a net average of just 35.9 yards per punt ... as a quarterback (and out of punt formation) he has completed 252 of 491 passes (.513) for 3,256 yards and 10 touchdowns ... he has also been counted upon as the placement holder on field goal and extra point attempts ... in 1994, he tied the single-season record with three two-point conversions, earning the nickname "Two-Point Tupa."

1996 (16/0, 3/0): Tupa played in every game as the punter and placement holder on the kicking team ... his versatility proved to be invaluable to the Patriots' success in 1996 ... in addition to his punting and placement holding responsibilities, Tupa also acted as the Patriots' backup quarterback, giving the team more flexibility with the 45-man active roster for each game ... performed consistently all season and finished the year with 63 punts for 2,739 yards (43.5 avg.) and a net average of 36.0 ... his 43.5-yard average was the third highest single season average in team history ... the franchise record was set by Rich Camarillo in 1983 when he averaged 44.6 yards per punt, which broke the record he had



set the year before with a 43.7-yard average ... Tupa averaged 45.0 yards per punt or more in 10 of the first 13 games of the season ... placed three of his four punts inside the 20 at Baltimore (10/6) ... booted a season-long 62-yard punt which one-hopped into the end zone vs. Buffalo (10/27) ... the 62-yard punt was the longest by a Patriot since Pat O'Neil punted a 67-yarder in 1994 ... finished the game with four punts for 201 yards, a 50.3-yard average and a net of 49.0, each average represented a season-high ... punted seven times for 324 yards (both season-highs) for a 46.3-yard average and a 42.3-yard net an a long of 56 yards at San Diego (12/1) ... attempted two passes out of punt formation, but both fell incomplete (Sept. 8 at Buffalo and Nov. 17 vs. Denver) ... punted seven times with a 43.6-yard average in the Patriots' divisional playoff game vs. Pittsburgh (1/5/97) ... placed three of his six punts inside the Jacksonville 20-yard line in the AFC Championship Game (1/12/97) ... averaged 45.1 yards on a season-high eight punts vs. Green Bay in Super Bowl XXXI ... placed three of those eight punts inside the 20-yard line. **1995 (16/0–Cleveland):** Tupa played in every game in his second full season as a punter ... he finished the year with a 43.6-yard average (fifth in the AFC) on 65 punts and placed 18 inside the 20 ... scored what would have been his second career rushing touchdown on a fake field goal vs. Tampa Bay, but the play was nullified due to an illegal formation penalty and the Browns settled for the field goal ... completed a 25-yard pass on his only attempt of the season on a fake punt, which led to a third quarter touchdown in the Browns' 35-17 victory over Kansas City (9/24) ... it was his first pass attempt since quarterbacking the Colts in 1992 ... played an important part in a 29-26 overtime victory over Cincinnati (10/29) when he punted four times for a 44.5-yard average, including two punts placed inside the 20 ... boomed a season-long 64-yard strike in the fourth quarter ... the punt was muffed and recovered by the Browns on the 5-yard line, leading to a Browns touchdown ... in the overtime period, he booted punts of 42 and 47 yards into the wind ... punted a career-high nine times, averaging 48.2 yards per punt at Pittsburgh (11/13) ... averaged 48.5 yards on four punts at Minnesota (12/9) and picked up 9 yards on a fake punt, but was short of the first down ... averaged 50.5 yards on two punts in season finale at Jacksonville (12/23). **1994 (16/0, 2/0–Cleveland):** Tupa played in every game, including the Browns' two playoff games and finished fourth in the AFC with 27 punts placed inside the 20 ... he totaled 80 punts for a 40.1-yard average in his first season as a full-time punter ... 38 of his punts were returned for a conference low 220 yards ... scored on three two-point conversions, tying an NFL single-season record ... each of his two-point conversions came out of PAT formation ... scored the NFL's first two-point conversion in the season opener at Cincinnati (9/4) ... was the placement holder for Matt Stover, who set a Browns all-time record for single-season accuracy (.928) ... twice garnered AFC Special Teams Player of the Week honors vs. the Jets (10/2) and the Oilers (10/13) ... hit a career-long 65-yard punt and placed two kicks inside the 20 in a 27-7 victory over the Jets (10/2) ... had five games with three or more inside the 20 punts ... punted eight times in the playoffs for 303 yards (37.9 avg.) in two games. **1993 (0/0–Cleveland):** Tupa went to training camp with the Colts, but was among the final preseason cuts (8/30) ... signed with the Browns on Nov. 10, but was reported among Cleveland's inactives for two games and was then released on Nov. 24, 1993. **1992 (3/0–Indianapolis):** Played in three games, seeing reserve action at quarterback ... completed 17 of 33 passes for 156 yards and one touchdown ... relieved Jack Trudeau at Buffalo (9/20) and completed 7 of 12 attempts for 64 yards and an interception ... rushed three times for 9 yards on the season. **1991 (11/11–Phoenix):** Started 11 games after Timm Rosenbach suffered a season-ending injury and led the Cardinals to a 4-7 record ... finished the season with career-highs in every passing category ... completed 165 of 315 passes (.524) for 2,053 yards, including six touchdowns and 13 interceptions ... also turned in career-high rushing totals with 28 carries for 97 yards and a touchdown ... had a career-day vs. New England (9/29) when he threw for 312 yards and three touchdowns, including a season-long 62-yard touchdown pass to Ricky Proehl in a 24-10 victory ... completed a career-high 24 passes on 38 attempts for 242 yards vs. Dallas (9/22). **1990 (15/0–Phoenix):** Played in 15 games as the placement holder on all kicks, but did not take a snap from scrimmage ... did not appear in the game at Washington (9/9). **1989 (14/2–Phoenix):** Started two of 14 games at quarterback ... finished the season by completing 65 of 134 attempts for 973 yards and three touch-



downs ... threw nine interceptions ... his first career start came vs. Philadelphia (10/15) and he responded with a career-high 41 pass attempts ... connected with Don Holmes for a career-long 77-yard touchdown pass vs. the Rams (11/19) ... also completed 72- and 38-yard touchdown passes to Ernie Jones as he connected on 14 of 22 attempts for 245 yards vs. Dallas (11/12) ... filled in for an injured Rich Camarillo and averaged 46.7 yards on six punts vs. the Raiders (12/10). **1988 (2/0-Phoenix):** Played in just two games as a rookie and completed two of three passes for 37 yards vs. Houston (11/20) and two of three passes for 12 yards vs. the Giants (12/5) in reserve action.

College: Tupa was a four-year letterman (1984-87) as a quarterback and punter at Ohio State ... ranks as the school's all-time leading punter with a 44.7-yard career average on 214 punts ... finished his Buckeye career completing 171 of 304 passes for 2,252 yards, including 15 touchdowns and just 12 interceptions. **1987:** Started every game as a senior and completed 134 of 242 passes (.554) for 1,786 yards and 12 touchdowns ... played in the Rose, Florida Citrus and Cotton Bowls during his collegiate career.

Personal: Thomas Joseph Tupa Jr. was born on February 6, 1966 in Cleveland, Ohio ... attended Brecksville High in Cleveland, Ohio and quarterbacked the team to the state championship as a senior ... was a three-sport star, lettering in football, basketball and baseball ... averaged 20.8 ppg. and 12 rpg in basketball and was the pitcher and shortstop on the baseball team ... competed in the NFL's Punt, Pass & Kick contest and was a finalist three times – winning once ... Tom and his wife Beth Anne have two boys, Thomas Joseph Tupa III (9/22/94) and Timothy David (3/6/96).

TOM TUPA'S NFL STATISTICS

Regular Season Punting Statistics

Year	Opponent	G/S	No	Yds	Avg	Net	TB	In20	Lg	Blk
1989	Cardinals	2/0	6	280	46.7	39.8	0	2	51	0
1994	Browns	16/0	80	3211	40.3	35.4	8	28	65	0
1995	Browns	16/0	65	2831	43.6	36.2	9	18	64	0
1996	Patriots	16/0	63	2739	43.5	36.0	7	14	62	0
Totals-8 years		50/0	214	9061	42.3	35.9	24	62	65	0

Regular Season Passing Statistics

Year	Team	G/S	Att	Comp	Yds	Pct	TD	Int	Lg	Sacks	Rating
1988	Cardinals	2/0	6	4	49	66.7	0	0	22	1/11	91.7
1989	Cardinals	14/2	134	65	973	48.5	3	9	77	14/94	52.2
1990	Cardinals	15/0	0	0	0	0.0	0	0	0	0/0	—
1991	Cardinals	11/11	315	165	2053	52.4	6	13	62	23/200	62.0
1992	Colts	3/0	33	17	156	51.5	1	2	19	5/40	49.6
1993	Browns	0/0	0	0	0	0.0	0	0	0	0/0	—
1994	Browns	16/0	0	0	0	0.0	0	0	0	0/0	—
1995	Browns	16/0	1	1	25	100.0	0	0	25	0/0	189.6
1996	Patriots	16/0	2	0	0	0.0	0	0	0	0/0	—
Totals-8 years		93/13	491	252	3256	51.3	10	24	77	43/345	58.9

Regular Season Rushing Statistics

Rushing		No	Yds	Avg	Lg	TD
1988	Cardinals	15	75	5.0	13	0
1990	Cardinals	1	0	0.0	0	0
1991	Cardinals	28	97	3.5	17	1
1992	Colts	3	9	3.0	10	0
1995	Browns	1	9	9.0	9	0
Totals-8 years		48	190	4.0	17	1

Additional Regular Season Statistics

Fumbles/Lost/Own Recovered – 1989 (2/1/1), 1990 (1/1/0), 1991 (8/6/2), 1992 (1/0/1)


2-Point Conversions (3) – 1994 (3)

Postseason Punting Statistics

Year	Opponent	G/S	No	Yds	Avg	Net	TB	In20	Lg	Blk
1994	Browns	2/0	8	303	37.9	34.8	1	2	45	0
1996	Patriots	3/0	21	904	43.0	35.5	1	8	53	0
Totals-2 years		5/0	29	1207	41.6		2	10	53	0



4 ADAM VINATIERI



Kicker

6-0 ★ 200 ★ 2nd Year

Rookie Free Agent '96

South Dakota State

Born: December 28, 1972

Yunktown, S.D.

(vin-a-TERRY)

Pronunciation: Vin-a-TERRY

Transactions: Adam Vinatieri signed with the Patriots as a rookie free agent on June 28, 1996 ... he originally signed with the Amsterdam Admirals of the World League in the spring of 1996.

NFL Career GP/GS (regular season 16/0, 3/0):

While in the World League, Vinatieri showed that he had a strong leg and could double as a punter ... he was signed to add depth and consistency to the Patriots' kickoff team, but ultimately displayed enough poise and promise to warrant the release of veteran place-kicker Matt Bahr ... his demonstrated ability as a punter in the World League

gives the Patriots two versatile kickers who add depth at a second position. **1996 (16/0, 3/0):** Vinatieri played in every game as a rookie, including all three playoff games ... led the team in scoring with 120 points, which ranked third in the AFC and fifth overall ... his 120 points by a rookie ranked eighth in NFL history and was the most since Kevin Butler set a new record in 1985 with 144 total points ... it also set a new Patriots rookie scoring record, which Curtis Martin had set in 1995 when he scored 92 points ... the team record for points scored in a season by a rookie kicker was 90, set by John Smith in 1974 ... Vinatieri combined with Curtis Martin to establish another franchise first, as both players scored over 100 points to give the Patriots their first scoring tandem to eclipse the century mark ... made his NFL debut in the Patriots' season-opener at Miami (9/1) and connected on a 25-yard field goal, his only attempt of the day ... converted a 42-yard field goal at Buffalo (9/8), but missed on kicks from 45, 25 and 47 yards away, as two kicks bounced off the crossbar ... missed an extra point attempt and a 47-yard attempt vs. Arizona (9/15), before he overcame his kicking slump at Jacksonville (9/22) ... earned AFC Special Teams Player of the Week honors and Miller Lite Player of the Game for his 5-for-6 performance against Jacksonville, including the game-winning 40-yard kick in overtime ... scored a season-high 16 points in the game ... it was the first game-winning situation he had been in professionally and he converted the kick with the poise of a polished veteran ... his six field goal attempts in a game tied Gino Cappelletti for fourth in team history ... his five field goals made ranks second in franchise history ... converted his next six field goal attempts ... scored 12 points and went 3-for-3, including a season-long 50-yard kick the following week in a 46-38 victory at Baltimore (10/6) ... scored 10 points, con-

Extra Points

- ★ Adam caught Herschel Walker from behind to make a TD-saving tackle after a 70-yard kickoff return. The possession resulted in a field goal.
- ★ Adam played in 33 professional football games in a 12-month span last year.
- ★ In college, Adam once kicked a 77-yard punt.
- ★ Adam has two unique family ties. He is related to Evil Knievel and Felix Vinatieri - the bandmaster for Gen. Custard.



verting his first three kicks vs. Washington (10/13) before a 43-yard attempt sailed wide right, snapping his consecutive field goal streak at eight (fourth longest streak in franchise history) ... connected on his next four attempts before attempting a season-long from 54 yards out, which fell short vs. Buffalo (10/27) ... did not attempt a field goal in a 42-23 victory over Miami (11/3), which snapped a streak of eight consecutive games with a field goal, but he did convert all six PAT attempts ... converted all six extra point attempts and connected on his only field goal attempt to score nine points in a 45-7 victory over San Diego (12/1) ... scored 10 points the following week vs. the Jets (12/8) ... scored the only points of the game with two field goals at Dallas (12/15), but made the play of the game on a Herschel Walker kick return when he caught the track star from behind and made a touchdown saving tackle after a 70-yard return down the sideline ... the defense held and the Cowboys had to settle for a field goal ... closed out the season with five points in a 23-22 come-from-behind victory over the N.Y. Giants (12/21) ... he scored 13 points in three playoff games ... concluded his rookie season with three PATs in the Super Bowl (1/26/97), completing a rookie year which including 33 professional games in just over 10 months (combining the World League and NFL games played during the 1996-97 campaign).

World League GP/GS (10/0-Amsterdam): Vinatieri made his professional debut with the Amsterdam Admirals after playing collegiately at South Dakota State ... after college, he spent the fall of 1995 training to compete professionally ... he received a World League tryout and earned a roster position with the Admirals as a placekicker and a punter. **1996 (10/0):** Played in every game for the Admirals, performing the team's kickoff, field goal and punting responsibilities ... converted 9-of-10 field goals and was perfect on four extra point attempts for a team-leading 31 total points – ninth in the league in scoring ... he also handled all of the team's punting chores and finished fourth in the league with a 39.3-yard average on 41 punts ... he ranked second in the league in net average with a 34.7-yard average ... 12 of his 41 punts were downed inside the 20, with just four touchbacks.

College: Vinatieri was a four-year letterman at South Dakota State as a placekicker ... he also handled the team's punting chores from 1992 through 1994, earning first-team all-conference honors in each of those three seasons ... he finished his collegiate career as the school's all-time scoring leader with 185 career points scored ... he converted 104 of 114 PATs (.912) and 27 of 53 field goals (.509) ... in 1992, he kicked a career-long 51-yard field goal, which he tied as a senior in 1994 ... he totaled 144 career punts with a career-long punt of 77 yards as a senior. **1994:** Converted 35 of 40 PATs and four of 12 field goals for 47 points as a senior ... tied his career-long with a 51-yard field goal ... added 57 punts for a 43.5-yard average and had a career-long 77-yard punt to lead the league for his third consecutive season ... ranked fourth in Division II ball with a 43.5-yard punting average. **1993:** Converted 38 of 41 PATs (.927) and 7-of-15 field goals (.467) for 59 total points as a junior to earn second-team all-conference honors ... averaged 41.8 yards on 36 punts and had a season-long 57 yards. **1992:** Led the team in scoring when he converted 16-of-18 PATs (.889) and 8-of-13 field goals (.615) for 40 total points ... set a school record with a 51-yard field goal vs. North Dakota ... earned first-team all-league honors as a punter with 58 punts for a 40.1-yard average as a sophomore. **1991:** Handled all the kicking duties for South Dakota State as a freshman ... converted 15-of-15 PATs and 8-of-13 field goal attempts for 39 points.

Personal: Adam Mathew Vinatieri was born the son of Paul and Judy Vinatieri on Dec. 28, 1972 in Yunkton, S.D. ... he lettered in football, soccer, track and wrestling at Rapid City (S.D.) Central High and earned first-team all-state honors in 1991 ... earned his degree in fitness and wellness ... single.



ADAM VINATIERI'S NFL STATISTICS

Regular Season Scoring

Year	Team	G	PATs	Pct	FGs	Pct	Lg	Pts
1996	Patriots	16	39-42	.928	27-35	.771	50	120

Regular Season Field Goal Distances

Year	Team	1-19	20-29	30-39	40-49	50+	Total
1996	Patriots	1-1	9-10	8-8	8-14	1-2	27-35

Additional Regular Season Statistics

Special Teams Tackles (TT-UT-A) – 1996 (4-3-1)

Field Goal Breakdowns

Overall: 27-35 (.771) **Home:** 15-20 (.750) **Away:** 12-15 (.800)

On Grass: 20-25 (.800)

On Artificial Turf: 7-10 (.700)

In Domes: 2-2 (1.000)

Single-Season Career Highs

Regular Season

Most Points – 16 vs. Jacksonville (9/22/96)

Most FG Attempts – 6 vs. Jacksonville (9/22/96)

Most FGs Made – 5 vs. Jacksonville (9/22/96)

Longest FG – 50 at Baltimore (10/6/96)

Most PAT Attempts – 6 (twice) Most recent at San Diego (12/1/96)

Most PATs Made – 6 (twice) Most recent at San Diego (12/1/96)

Postseason Scoring

Year	Team	G	PATs	Pct	FGs	Pct	Lg	Pts
1996	Patriots	3	9-9	1.000	2-3	.667	29	15

Postseason Field Goal Distances

Year	Team	1-19	20-29	30-39	40-49	50+	Total
1996	Patriots	0-0	2-2	0-0	0-1	0-0	2-3

Additional Postseason Statistics

Special Teams Tackles (TT-UT-A) – 1996 (1-1-0)

VETERANS

NFL ALL-TIME FIRST-YEAR SCORING LEADERS

Adam Vinatieri had a record-breaking rookie season in 1996. His 120 points was the eighth-best performance by a first-year player in NFL history.

Rank	Points	Player	Team	Year
1.	144	Kevin Butler	Chicago	1985
2.	132	Gale Sayers	Chicago	1965
3.	128	Cookie Gilchrist	Buffalo	1962
	128	Chester Marcol	Green Bay	1972
	128	Doak Walker	Detroit	1950
6.	127	Ali Haji-Sheikh	NY Giants	1983
7.	123	Gene Mingo	Denver	1960
8.	120	Adam Vinatieri	New England	1996
	120	Eric Dickerson	L.A. Rams	1983

1996 NFL SCORING LEADERS

Adam Vinatieri's 120 points scored ranked third in the AFC and fifth overall. The league's top five scorers from 1996 are listed below:

Rank	Points	Player	Team
1.	145	John Kasay	Carolina
2.	135	Cary Blanchard	Indianapolis
3.	131	Al Del Greco	Houston
4.	130	Jeff Wilkins	San Francisco
5.	120	Adam Vinatieri	New England
	120	Chris Boniol	Dallas

**97 MARK WHEELER****Defensive Tackle****6-3 ★ 285 ★ 6th Year****UFA (Tampa Bay) '96****Texas A&M****Born: April 1, 1970****San Marcos, Texas**

Transactions: Mark Wheeler signed with the New England Patriots as an unrestricted free agent on March 21, 1996 after four seasons with Tampa Bay ... he was originally drafted by the Bucs in the third round (59th selection) of the 1992 NFL draft ... signed with Tampa Bay on July 9, 1992 ... became an unrestricted free agent on February 15, 1996.

NFL Career GP/GS (regular season 71/61, postseason 3/3):

Wheeler joined the Patriots as an unrestricted free agent in 1996 after four years in Tampa Bay ... in five NFL seasons, he has now totaled 211 career tackles (140 solos) and 12 quarterback sacks, while playing nose tackle, right defensive tackle and left defensive tackle ... he immediately stepped into a starting position in the Patriots' 4-3 defense and provided consistent production throughout the season.

1996 (16/15, 3/3): Wheeler started 15 of 16 games, opening at left defensive tackle for 14 of those starts and right defensive tackle once ... tied for seventh on the team with 62 total tackles, including a sack for 8 yards ... his 62 tackles represents a personal career-best, exceeding his previous single-season high of 61 tackles he set as a rookie in 1992 ... batted down one pass and was credited with one fumble recovery ... made his Patriots starting debut in the season opener at Miami (9/1) and posted a pair of tackles ... registered five tackles (4 solos) and deflected a pass at the line of scrimmage at Buffalo (9/8) ... ranked second on the team when he recorded a season-high with nine tackles vs. Washington (10/13) ... ranked second on the team with eight stops, including seven solos vs. Buffalo (10/27) ... logged seven stops and recovered his only fumble of the season vs. Miami (11/3) ... dropped Stan Humphries for a loss of 8 yards with his only sack of the season at San Diego (12/1) ... gave a consistent performance throughout the playoffs, totaling 13 tackles in the three play-off games. **1995 (14/12-Tampa Bay):** Started 12 of 14 games last season for the Bucs and finished the year with 32 total tackles (22 solo), including a sack for eight yards ... missed two games due to a turf toe injury suffered on Oct. 29 at Houston ... did not start vs. Atlanta (10/22) when the Bucs opened in a nickel back formation ... opened the season at left defensive tackle at Philadelphia (9/3) and made four hits, including one of five sacks on the day when he dropped Randall Cunningham for an 8-yard loss ... recorded season-highs with five tackles at Cleveland (9/10) and again vs. Cincinnati (10/8). **1994 (15/8-Tampa Bay):** Started eight of 15 games for the season ... missed one game on the inactive list (10/30) ... credited with 30 tackles (24 solo), including three sacks for the season ... opened the season at nose tackle, but was then relegated to a reserve role in eight of the next nine games before resuming the starting responsibilities for the final six contests ... recorded Tampa Bay's first sack of the season

Extra Points

- ★ Mark was born on April Fool's Day in 1970, which has resulted in a number of practical joke birthday gifts.
- ★ Mark enjoys listening to all kinds of music.
- ★ Mark is a devout Christian.



in the opener at Chicago (9/4) ... earned Player of the Game honors for his performance in a 20-17 overtime victory over Minnesota (11/27) when he recorded a season-high six tackles, including a sack ... matched that performance with six tackles and his third sack of the season in a 26-21 victory over Washington (12/4) while limiting the Redskins to a club record low of just 10 yards rushing ... posted six stops again in the season finale vs. Green Bay (12/24). **1993 (10/10-Tampa Bay):** Started all 10 games at nose tackle and finished the season with 26 tackles (16 solo), including a pair of quarterback sacks ... started the first seven games of the season before suffering a knee injury which resulted in arthroscopic surgery to repair ... missed six games due to the injury, but returned with five tackles, including a sack vs. the Raiders (12/19) ... recorded a season-high with six tackles against San Diego in the season finale (1/2/94). **1992 (16/16-Tampa Bay):** Started every game at nose tackle for the Bucs as a rookie ... closed out an impressive debut season with 61 total tackles (42 solo), with five sacks and a forced fumble ... posted a season-high seven tackles, including a sack and a forced fumble at Minnesota (9/20) ... picked up six tackles and a sack vs. New Orleans (11/1) ... he was the first of two third-round draft picks in 1992.

College: Played two seasons at Texas A&M after transferring from Navaro (Texas) Junior College ... totaled 51 tackles (23 solo), including 4.5 sacks, two fumble recoveries and two passes defended in a little more than one full season ... earned all-conference honors as a senior ... led the Aggie's defensive linemen with 41 tackles (17 solo), including 4.5 sacks ... recorded a career-high with 11 hits in a 34-12 victory over Baylor ... posted three of his 4.5 sacks in a 27-18 triumph over Houston ... posted 10 tackles in his final collegiate game vs. Florida State in the Cotton Bowl ... missed the first seven games of his junior year due to a knee injury on the first day of fall drills ... totaled 160 tackles (79 solo), including six sacks, four fumble recoveries and five passes defended in one season at Navaro J.C. ... did not play as a freshman.

Personal: Mark Anthony Wheeler was born April 1, 1970 in San Marcos, Texas ... attended San Marcos (Texas) High and lettered in football as an offensive and defensive lineman ... he spends his leisure time fishing and playing golf ... he enjoys working with children ... single.

MARK WHEELER'S NFL STATISTICS

Regular Season Defensive Statistics

Year Teams	GP/GS	TT	UT	A	S-Yds	I-Yds	PD	FF	FR
1992 Bucs	16/16	61	42	19	5-26	0-0	0	1	0
1993 Bucs	10/10	26	16	10	2-13	0-0	0	0	0
1994 Bucs	15/8	30	24	6	3-16	0-0	0	0	0
1995 Bucs	14/12	32	22	10	1-8	0-0	1	0	0
1996 Patriots	16/15	62	36	26	1-8	0-0	1	0	1
Totals-5 years	71/61	211	140	71	12-71	0-0	2	1	1

Single-Game Regular Season Career Highs

Tackles – 9 vs. Washington (10/13/96)

Solo Tackles – 7 vs. Buffalo (10/27/96)

Assists – 5 vs. Washington (10/13/96)

Sacks – 1 (12 times) Most recent at San Diego (12/1/96)

Postseason Defensive Statistics

Year Teams	GP/GS	TT	UT	A	S-Yds	I-Yds	PD	FF	FR
1996 Patriots	3/3	13	7	6	0-0	0-0	0	0	0



25 LARRY WHIGHAM



Safety

6-2 ★ 205 ★ 4th Year

Free Agent '94

N.E. Louisiana

Born: June 23, 1972

Hattiesburg, Miss.

Transactions: Larry Whigham signed with the Patriots on Sept. 14, 1994, after spending the first two weeks of the season on the Seattle Seahawks' practice squad ... originally drafted by the Seahawks in the fourth round of the 1994 NFL draft ... waived on Aug. 28, 1994 and signed to practice squad on Aug. 29, 1994.

NFL Career GP/GS (44/1, 4/0):

Despite limited playing time in the Patriots' defensive secondary, Whigham has become a fan favorite in New England due to his special teams play ... he is a high-energy performer who plays to the crowd from pregame introductions to post-game celebrations ... he has established himself as one of the premier special teams coverage players in the league ... in three seasons with the Patriots, he has played in 44 games and totaled 44 special teams tackles ... defensively, he has made 21 stops and intercepted one pass, which he returned 21 yards. **1996 (16/1, 3/0):** Whigham was elected first alternate as a special teams performer for the 1997 Pro Bowl ... he received the Mackey Award for AFC Special Teams Player of the Year, as voted by his peers and was selected second-team All-Pro by *Football Digest* ... played in every game for the Patriots, including each of their three playoff games ... he made his first career start as a nickel back at Buffalo (9/8) and finished the season with career-highs in defensive tackles (21) and special teams stops (20) ... his 20 special teams tackles ranked second on the team (behind Marty Moore's 23 stops) ... all of his defensive tackles came in the first seven games of the season while playing nickel back ... he recorded a career-high with five tackles in a 31-0 shutout victory over Arizona (9/15) ... he also deflected a punt and made one special teams hit in that game ... provided four solo stops and a pair of special teams tackles the following week vs. Jacksonville (9/22) ... made a pair of special teams tackles and blocked the first punt of his career, which was picked up by Tedy Bruschi and returned for a touchdown in a 46-38 victory over Baltimore (10/6) ... made four defensive stops, a special teams tackle and recovered his first fumble in a 27-9 victory over Indianapolis (10/20) ... downed a Tom Tupa punt at the Buffalo (10/27) 1-yard line to set up the Patriots' only safety of the year and the team's first since 1986 ... forced a fumble on a return by Brian Stills at San Diego (12/1), which was picked up by Patriots teammate Corwin Brown and returned 42 yards for a touchdown - his second assist on a special teams touchdown of the season ... recorded a career-best with five special teams tackles vs. the Jets (12/8) and put pressure on Jets punter Brian

Extra Points

- ★ Larry was a Mackey Award recipient as the AFC Special Teams Player of the Year in 1996.
- ★ Larry was nicknamed "Hollywood" by his teammates.
- ★ Larry was the manager of his high school football team for two years before playing his senior year.
- ★ Larry enjoys playing racquetball.



Hansen, forcing him to run on fourth down instead of punt (he gained just one yard and turned the ball over to the Patriots) ... the possession led to a 41-yard field goal ... played in each of the Patriots' play-off games ... logged two special teams tackles in the divisional playoff victory over Pittsburgh (1/5/97) ... he earned AFC Special Teams Player of the Week in the AFC Championship Game vs. Jacksonville (1/12/97) when he tackled Jaguar punter Brian Barker on his own 4-yard line, which resulted in a Curtis Martin touchdown ... he was credited with a pair of special teams tackles in Super Bowl XXXI (1/26/97).

1995 (16/0): Appeared in 16 games for the Patriots ... was the emotional leader on special teams and finished the season with 13 tackles (9 solo), tied for second on the team ... recovered a fumble on a return by David Meggett at Kansas City (10/15) ... totaled a season-high with three defensive tackles and one special teams stop in the game. **1994 (12/0, 1/0):** Played in 12 of 14 games after joining the Patriots in the third week of the season ... played extensively on special teams and finished third on the team with 11 special teams tackles ... forced one special teams fumble ... made his NFL playing debut in a 31-28 victory at Cincinnati (9/18) and recorded both of his tackles for the season on back-to-back plays in the third quarter ... intercepted his first NFL pass in the 15th game of the season at Buffalo (12/18) and returned it 21 yards in the Patriots' 41-17 victory ... played in the Patriots' playoff game at Cleveland, but did not record any defensive statistics.

College: Two-year letterman at N.E. Louisiana ... finished his Indian career with 96 tackles and 12 passes defended, including six interceptions ... started at left cornerback as a senior and earned second-team All-American Southland Conference honors ... credited with 66 tackles and six interceptions during the 1993 season ... returned a fumble 71 yards for a touchdown against S.W. Texas State ... recorded six tackles and two passes defended to earn Defensive player of the Game honors vs. Eastern Washington ... played as a reserve free safety in 1992 and registered 30 tackles ... attended Pearl River Community College in Poplarville, Miss. before transferring to N.E. Louisiana ... played in the Mississippi JUCO all-star game.

Personal: Larry Whigham was born on June 23, 1972 in Hattiesburg, Miss. ... he attended Hattiesburg High, but did not letter in football until his senior year ... recorded six interceptions and led his team to an 11-3 overall record and a trip to the Mississippi High School State Championship ... earned all-state honors as a catcher in baseball and lettered in track ... graduated with a degree in criminal justice from N.E. Louisiana ... Larry and his wife, Twanna, have a daughter, Brandi.

LARRY WHIGHAM'S NFL STATISTICS

Regular Season Defensive Statistics


Year	Teams	G/S	TT	UT	A	S-Yds	I-Yds	PD	FF	FR
1994	Patriots	12/0	2	2	0	0-0	1-21	1	0	0
1995	Patriots	16/0	4	4	0	0-0	0-0	0	0	0
1996	Patriots	16/1	15	9	6	0-0	0-0	0	0	1
Totals-3 years		44/1	21	15	6	0-0	1-21	1	0	1

Regular Season Special Teams Statistics

Year	Teams	G/S	TT	UT	A	FF	FR	Blk
1994	Patriots	12/0	11	8	3	1	0	0
1995	Patriots	16/0	13	9	4	0	1	0
1996	Patriots	16/1	20	13	7	1	0	1
Totals-3 years		44/1	44	30	14	2	1	1

Postseason Defensive Statistics

Year	Teams	G/S	TT	UT	A	S-Yds	I-Yds	PD	FF	FR	SpT
1994	Patriots	1/0	0	0	0	0-0	0-0	0	0	0	0
1996	Patriots	3/0	1	1	0	0-0	0-0	0	0	0	4
Post season Totals		4/0	1	1	0	0-0	0-0	0	0	0	4

**50 JAMES WILLIAMS****Outside Linebacker****6-0 ★ 245 ★ 7th Year****Free Agent '97****Mississippi State****Born: October 10, 1968****Natchez, Miss.**

Transactions: James Williams signed with the Patriots as a veteran free agent on March 6, 1997 ... he was originally drafted by the New Orleans Saints in the sixth round (158th pick overall) of the 1990 NFL draft ... signed by the Saints on May 9, 1990 ... granted unconditional free agency Feb. 1, 1991, but re-signed with the Saints ... granted unconditional free agency Feb. 17, 1994 and once again re-signed with the Saints (3/18/94) ... selected by the Jacksonville Jaguars from the Saints in the NFL expansion draft (2/15/95) ... released by the Jaguars Dec. 5, 1995 and signed with the Falcons (5/10/96) ... released by the Falcons in August of 1996, missing the entire 1996 season.

Extra Points

- ★ James is a devout Christian.
- ★ James was one of three James Williams' in the league last season.
- ★ James holds the Mississippi State school record for career tackles with 448.

NFL Career GP/GS (regular season 90/26, postseason 3/0): Williams, a veteran of six NFL seasons, joins the Patriots to compete at outside linebacker ... he is a proven special teams performer ... he was originally drafted by the Saints and enjoyed his best seasons as a pro playing for defensive coordinator Steve Sidwell in New Orleans (1990-94) ... enters his seventh NFL season with 26 career starts in 90 games and 265 total tackles, including three sacks ... he has intercepted four passes and returned one 33 yards for a touchdown ... he has also been a consistent special teams performer, totaling 37 tackles in six years. **1996 (0/0):** He was released by the Falcons prior to the start of the 1996 season and sat out the entire season. **1995 (12/6 -Jacksonville):** Started six of 12 games during the inaugural season for the expansion Jaguars and recorded 79 total tackles (49 solos), two interceptions for 19 yards, four passes defended, two forced fumbles and four special teams stops ... his 79 defensive hits ranked fifth on the team and was the second-highest single season effort of his career ... he posted a season-high with 15 tackles and forced a fumble vs. Houston ... other top performances came against Green Bay (11 tackles), at Denver (9) and at Cleveland (8) ... intercepted his first pass of the season vs. Cincinnati ... picked a second pass when he intercepted John Elway at Denver. **1994 (16/7-New Orleans):** Started seven of 16 games at outside linebacker and totaled 71 tackles ... picked off a pair of passes, the first of his career, and returned one 33 yards to score his first career touchdown against the Giants ... he earned NFC Defensive Player of the Week for his performance in that game ... he earned a game ball as a member of the Saints' kickoff return team when helping the Saints post a franchise record of 304 return yards against the Rams ... it was the second-highest single game team total in NFL history ... was a regular on special teams, finishing the year with seven stops. **1993 (16/9-New Orleans):** He started nine games in place of Sam Mills due to an injury and had the best season of his professional career ... totaled 89 tackles (65 solos), including two sacks ... his 89 stops ranked second on the team and were a personal-best ... he added six tackles on special teams ... his two sacks came in a game against Green Bay. **1992 (16/0-New Orleans):**



Played in every game, but did not start for the Saints ... was a member of a linebacking corps which included an unprecedented four Pro Bowl performers; Sam Mills, Rickey Jackson, Pat Swilling and Vaughn Johnson ... contributed just five defensive tackles, but led the team with 11 special teams tackles. **1991 (16/4-New Orleans):** Received little playing time behind Pro Bowl starters Mills, Johnson and Swilling, but did manage four starts and 21 defensive tackles ... recorded his first career sack and registered eight special teams tackles. **1990 (14/0-New Orleans):** Played in 14 games as a rookie, but did not start ... his playing time was limited to special teams return units and some coverage units ... recorded just one special teams tackle, but did not record any defensive statistics.

College: Williams was a three-year starter at Mississippi State and still owns the school's record with 448 career tackles ... totaled a single-season career high as a junior in 1988 with 163 tackles to earn honorable mention All-American honors ... registered 157 tackles as a senior.

Personal: James Edward Williams was born Oct. 10, 1968 in Natchez, Miss. ... he attended North Natchez High and earned all-state and all-district honors as a senior ... he and his wife Resell make their off-season home in Kenner, La.

VETERANS

JAMES WILLIAMS' NFL STATISTICS

Regular Season Defensive Statistics

Year	Teams	G/S	TT	UT	A	Sk	I-Yds	FF	FR	SpT
1990	Saints	14/0	0	0	0	0	0-0	0	0	1
1991	Saints	16/4	21	15	6	1	0-0	2	1	8
1992	Saints	16/0	5	5	0	0	0-0	1	0	11
1993	Saints	16/9	89	65	24	2	0-0	0	0	6
1994	Saints	16/7	71	59	12	0	2-42	1	0	7
1995	Jaguars	12/6	79	49	30	0	2-19	2	0	4
1996							did not play			
Totals-6 years		90/26	265	193	72	3	4-61	6	1	37

Single-Game Regular Season Career Highs

Tackles – 15 vs. Houston (1995)

Sacks – 2 vs. Green Bay (1993)


Interceptions – 1 (four times)

Touchdowns – 1 (33-yard interception return vs. Giants in 1994)

Postseason Defensive Statistics

Year	Teams	G/S	TT	UT	A	S-Yds	I-Yds	PD	FF	FR	SpT
1990	Saints	1/0	0	0	0	0-0	0-0	0	0	0	0
1991	Saints	1/0	0	0	0	0-0	0-0	0	0	0	0
1992	Saints	1/0	0	0	0	0-0	0-0	0	0	0	0
Totals-3 years		3/0	0	0	0	0-0	0-0	0	0	0	0

64 DAVE WOHLABAUGH



Center

6-3 ★ 292 ★ 3rd Year

Draft: 4 (112th) '95

Syracuse

Born: April 13, 1972

Hamburg, New York

(WOOL-uh-bah)

Transactions: Dave Wohlabaugh was drafted by the Patriots in the fourth round (112th overall) of the 1995 NFL draft with a selection acquired from Kansas City (through Philadelphia) in exchange for the



Patriots' 1996 third round draft choice (69th overall – John Browning, DE) ... signed with the Patriots on June 26, 1995.

NFL Career GP/GS (regular season 27/27, postseason 3/3): Patriots top brass could not believe that Wohlabauh remained on the draft board when Day Two of the 1995 draft commenced and were willing to trade a third round pick in 1996 to be in position to draft the Syracuse prospect ... Kansas City accepted the trade offer and the Patriots

proved to be the beneficiary of a wise investment as Wohlabauh emerged as the team's starting center in just the sixth game of his rookie season and has started every game since, including each of the Patriots' playoff games. **1996 (16/16, 3/3):** Started every game for the Patriots at center ... led the team with five tackles after turnovers and recovered two Patriots fumbles ... he was the centerpiece of an offensive line which allowed Curtis Martin to become the first rusher in Patriots history to record back-to-back 1,000-yard seasons ... the offensive line paved the way for 1,468 rushing yards in 1996 and allowed just 30 quarterback sacks ... Wohlabauh was credited with less than two sacks allowed all season (1.75), second among the Patriots' starters ... Martin rushed for over 140 yards in three games last season, including a season-high 166 yards in the divisional playoff game vs. Pittsburgh (1/5/97). **1995 (11/11):** He started 11 games for the Patriots as a rookie and earned All-Rookie Team honors from three national publications; *Pro Football Weekly*, *Football News* and *College and Pro Football Newsweekly* ... made his NFL debut in a starting role when he replaced Jeff Dellenbach, who was listed among the Patriots' inactives due to a back injury prior to the game at Kansas City (10/15) ... started each of the remaining 11 regular season games and allowed just two sacks during that time ... he was part of an offensive line adjustment which coincided with the emergence of Curtis Martin, who developed into one of the premier rushers of the 1995 season ... Martin set franchise rushing records with 1,487 yards and 14 touchdowns as a rookie ... prior to Wohlabauh's insertion into the starting lineup, Martin was averaging just 51.4 yards per game ... in his final 11 games, Martin averaged 111.8 yards per game and scored 12 of his 14 rushing touchdowns.

College: Wohlabauh was a two-year starter at Syracuse and played right guard (1993) and center (1994) for the Orangemen ... earned second-team All-Big East honors after starting every game as a senior ... anchored an offensive line responsible for the team's 200.9-yard rushing average per game ... started every game at right guard as a junior ... helped the offense roll up 4,318 yards for the year ... shared game ball honors with the rest of the offensive linemen for performance vs. East Carolina (9/9) as the offense totaled 514 net yards ... named Co-Offensive Player of the Game in a 24-21 victory over Cincinnati (9/25) ... played in 10 games, but did not start as a sophomore (1992) ... utilized mostly on kickoff return unit ... redshirted as a true freshman and did not receive any playing time during his redshirt-freshman season.

Personal: David Vincent Wohlabauh was born the son of Larry and Debbie Wohlabauh on April 13, 1972 in Hamburg, N.Y. ... he earned all-state, All-Western New York and All-Northeastern honors as a two-way tackle at Frontier (Hamburg, N.Y.) High ... served as team captain in his junior and senior years ... recorded 101 tackles with 14 sacks and four fumble recoveries as a senior ... majored in political science at Syracuse ... has two brothers ... Dave and his wife Virginia have a son, Evan.

Extra Points


- ★ Dave is an outdoorsman and enjoys fishing and golfing during the offseason.
- ★ Dave made his first appearance at Rich Stadium as a high school senior in 1989 when he was honored along with the rest of the All-Western New York All-Star team.

DAVE WOHLABAUGH'S NFL STATISTICS

Fumbles Recovered – 1995 (1 for 0 yards), 1996 (2 for 1 yard)
Misc. Tackles – 1996 (5)



72 DEVIN WYMAN



Defensive Tackle

6-7 ★ 290 ★ 2nd Year

Draft: 6c (234th) '96

Kentucky State

Born: August 29, 1973

East Palo Alto, Calif.

VETERANS

Transactions: Devin Wyman was drafted by the Patriots in the sixth round (206th overall), the third of three sixth round picks by the Patriots in the 1996 NFL draft ... the selection was awarded to the Patriots as compensation from the league for players lost due to free agency ... signed with the Patriots on July 18, 1996.

NFL Career GP/GS (regular season 9/4, postseason 0/0):

Wyman started at right defensive tackle in his NFL debut in the Patriots' season-opener at Miami (9/1) and recorded three solo stops ... he was the only Patriots rookie to start in the season opener ... he started

three of the first four games of the season before platooning at defensive tackle with Pio Sagapolutele and Mark Wheeler ... played in nine games in all with four starts and finished the season with 15 defensive tackles, including a sack, a forced fumble and a pass defended ... recorded a season-high when he made four solo stops at Buffalo (9/8) ... totaled three tackles and recorded his first career sack vs. Jacksonville (9/22) ... sacked Jaguars quarterback Mark Brunell and forced his first career fumble on the play ... made three stops vs. Buffalo (10/27) Week 9 ... he was listed among the Patriots' inactives Weeks 10-12, but returned to the starting lineup vs. Indianapolis (11/24) Week 13 ... reported among the Patriots inactives for the final month of the season and for each of the Patriots' playoff games.

College: Wyman played just one year at Kentucky State after transferring from San Mateo Junior College. **1995:** Started at defensive end and totaled 42 tackles, including a team-leading nine sacks (-79 yards) ... intercepted two passes and was credited with a total of four passes defended ... forced seven fumbles and recovered three others. **J.C.:** Wyman attended San Mateo (Calif.) Junior College, where he lettered twice (1993-94) as a defensive end ... in two seasons, he totaled 134 tackles (78 solos), including 32 tackles for losses (-125 yards), 17 of which were quarterback sacks (-84 yards) ... credited with causing nine fumbles and recovering six others ... also added seven passes defended, including three pass interceptions.

Personal: Devin Wyman was born Aug. 29, 1973 in East Palo Alto, Calif. ... was a two-time all-state selection at East Palo Alto (Calif.) High ... led the state in quarterback sacks his junior and senior seasons ... excelled in basketball as well, setting a school record with 334 rebounds in 1992 ... Devin has two children, a daughter and a son.

Extra Points

- ★ Devin has been active in the community since joining the Patriots and has started a foundation called "Second Chance."
- ★ Devin set a high school record with 334 rebounds for his prep hoop team in 1992.
- ★ On the gridiron, Devin was a two-time All-State selection and led the state in quarterback sacks as a junior and senior.



DEVIN WYMAN'S NFL STATISTICS


Regular Season Defensive Statistics

Year Teams	GP/GS	TT	UT	A	S-Yds	I-Yds	PD	FF	FR
1996 Patriots	9/4	15	11	4	1-11	0-0	1	1	0

Postseason Defensive Statistics

Year Teams	GP/GS	TT	UT	A	S-Yds	I-Yds	PD	FF	FR
1996 Patriots	0/0				inactive for each game				

16 SCOTT ZOLAK



Quarterback

6-5 ★ 235 ★ 7th Year

Draft: 4th (84th) '91

Maryland

Born: December 13, 1967

Pittsburgh, Pa.

Transactions: Scott Zolak was drafted by the Patriots in the fourth round of the 1991 draft (84th player selected) ... listed among the Patriots inactives prior to every game in 1991 ... placed on injured reserve with an ankle injury (12/18/92) for the remainder of the season ... became a restricted free agent (2/17/94), but re-signed with the Patriots on April 2, 1994 ... renegotiated a contract extension on June 1, 1996.

NFL Career GP/GS (regular season 43/5, postseason 1/0): Zolak has played in 43 games for the Patriots,

including five starts, and has completed 86 of 160 career passes (.538) for 876 yards and three touchdowns as a Patriot ... four of his career starts came in 1992 when he led the team to both of their victories that season before suffering a season-ending ankle injury ... started his fifth career game when he replaced Drew Bledsoe, who missed a game due to a separated shoulder injury ... Zolak has a 2-3 record as a starter ... handled the Patriots' place holding responsibilities for two seasons (1994-95) before relinquishing that role to Patriots punter and third-string quarterback Tom Tupa. **1996 (2/0, 0/0):** Zolak backed up starting quarterback Drew Bledsoe, who started every game for the Patriots and made it through the season injury-free ... he was listed as the Patriots' emergency quarterback for all 16 regular season games and each playoff game, allowing Tupa to serve as the "backup" quarterback and punter ... his only activity came in the fourth quarters of two lopsided victories – in a 31-0 blowout vs. Arizona (9/15) and a 45-7 drubbing at San Diego (12/1) ... attempted just one pass all season vs. Arizona (9/15), which he completed to Dietrich Jells for a 5-yard gain ... he took a knee on the final three snaps of the game to run out the clock at San Diego (3 rushes, -3 yards). **1995 (16/1):** Zolak played in every game as the Patriots' placement holder and made his fifth start of his career in the fourth game of the season at Atlanta (10/1) ... filled in for one series at San Francisco (9/10) after Bledsoe left the game with a separated left shoulder ... completed his only pass attempt for a 7-yard gain ... started in Bledsoe's absence in the next game at Atlanta (10/1) and completed 24 of 45 attempts for 252 yards ... connected with Vincent Brisby on a season-long 72-yard pass late in the first quarter ... connected with FB Sam Gash for a 2-yard touchdown with just seven seconds remaining in the half ... it was the Patriots' first passing touchdown of the season ...

Extra Points

- ★ Scott's father, Paul, was Joe Montana's high school coach at Ringgold High in Pittsburgh, Pa. Scott was the waterboy for the team at the time.
- ★ In his 8th grade yearbook, Scott stated that his ambition was to play professional football.



returned to reserve duty the following week vs. Denver (10/8) when Bledsoe returned to the starting lineup ... came in on the final drive of the game and led the Patriots on a 66-yard drive, completing each of his three pass attempts for 23 yards as time expired ... played in each of the remaining 11 games exclusively as the Patriots' placement holder. **1994 (16/0, 1/0):** Played in every game as the Patriots holder on field goal and PAT attempts ... saw action at quarterback vs. Miami (10/30) and at Buffalo (12/18) ... completed five of eight passes for 28 yards vs. Miami ... directed the final two drives at Buffalo ... took a knee to end the game in the Patriots' 41-17 victory and was credited with one rush for a 1-yard loss. **1993 (3/0):** Played in three games as a reserve ... threw two "Hail Mary" passes in the final minutes at Seattle (10/24) in a 10-9 loss to the Seahawks ... listed as the inactive "emergency" quarterback in eight games. **1992 (6/4):** Played in six games with four starts ... completed 52 of 100 passes for 561 yards, two touchdowns and four interceptions ... made his NFL debut vs. New Orleans (11/8) when he replaced an injured Tom Hodson and completed five of nine passes for 20 yards ... started his first NFL game the following week at Indianapolis (11/15) and earned AFC Offensive Player of the Week honors by completing 20 of 29 passes for 261 yards and two touchdowns while leading the Patriots to their first win of the season (a 37-34 overtime victory) ... led the club to its second consecutive victory with a 24-3 victory over the New York Jets (11/22) ... suffered a right ankle sprain at Kansas City (12/13) and was placed on Injured Reserve (12/18) for the remainder of the season. **1991 (0/0):** Spent the entire season listed as the Patriots "emergency" third string quarterback and did not participate in any games.

College: Despite starting only one season at Maryland, he finished his collegiate career ranked fifth and seventh, respectively, in school history with 270 pass completions for 3,124 yards ... earned honorable mention All-American recognition from *Football News* as a senior ... ranked second in the conference in total offense, averaging 217.5 yards per game ... set a school record with 225 completions on 418 attempts (53.8 percent) and threw 10 touchdowns ... ranked second in school history with 2,589 yards passing ... named ACC Offensive Back of the Week on four occasions (Virginia Tech, West Virginia, Duke and Virginia) ... set a single-game school record by completing 29 passes (45 attempts) vs. Michigan in 1990 ... played in eight games as a backup to Neil O'Donnell in 1989 and completed 33 of 69 passes for 407 yards and two touchdowns ... saw action in four games in 1988, but did not see action in 1987 ... redshirted as a freshman in 1986.

Personal: Scott David Zolak was born on December 13, 1967 in Pittsburgh, Pa. ... earned all-state and all-conference honors as a senior at Ringgold High in Monongahela, Pa. ... selected to the Pittsburgh Press "Finest 44" and the Pittsburgh Post Gazette's "Fabulous 22" teams ... lettered four times in football as a quarterback ... also handled the punting duties ... lettered four times as a forward on the Ringgold basketball team ... majored in business management at Maryland ... is active in several charities including the United Way in Pennsylvania ... Scott is engaged to marry Amy Holian of Dover, Mass.

SCOTT ZOLAK'S NFL STATISTICS

Regular Season Passing Statistics

Year	Team	G/S	Att	Cmp	Yds	Pct	TD	Int	Lg	S-YL	Rating
1991	Patriots	0/0	-	-	-	-	-	-	-	-	-
1992	Patriots	6/4	100	52	561	52.0	2	4	65t	17-137	58.8
1993	Patriots	3/0	2	0	0	0.0	0	0	0	0-0	39.6
1994	Patriots	16/0	8	5	28	62.5	0	0	15	0-0	68.8
1995	Patriots	16/1	49	28	282	57.1	1	0	72	4-28	80.5
1996	Patriots	2/0	1	1	5	100.0	0	0	5	0-0	87.5
Totals-6 yrs		43/5	160	86	876	53.8	3	4	72	21-165	65.5

Regular Season Rushing Statistics

Rushing	G/S	No	Yds	Avg	Lg	TD
1991 Patriots	0/0	—	—	—	—	—
1992 Patriots	6/4	18	71	3.9	19	0
1993 Patriots	3/0	1	0	0.0	0	0
1994 Patriots	16/0	1	-1	-1.0	-1	0
1995 Patriots	16/1	4	19	4.8	12	0
1996 Patriots	2/0	3	-3	-3.0	-1	0
Totals-6 yrs	43/5	27	86	3.2	19	0

Additional Statistics

Fumbles/Lost/Recovered — 1992 (5/1/3), 1995 (4/3/1)



ROOKIE AND FIRST-YEAR FREE AGENT ROSTER

1997 DRAFT CLASS

Round & Selection	Player	Pos	HT	WT	College
1-29- 29	Chris Canty	CB	5-9	185	Kansas State
2-29- 59	Brandon Mitchell	DT	6-3	289	Texas A&M
3- 1- 61	Sedrick Shaw	RB	6-0	214	Iowa
3-29- 89	Chris Carter	FS	6-1	201	Texas
4- 1- 97	Damon Denson	G	6-3	305	Michigan
4-29-125	Ed Ellis	T	6-7	340	Buffalo
5-29-159	Vernon Crawford	LB	6-3	245	Florida State
6-29-192	Tony Gaiter	WR	5-8	169	Miami (Fla.)
7-29-230	Scott Rehberg	T	6-8	336	Central Michigan

ROOKIE / FIRST-YEAR FREE AGENT SIGNINGS

Date	Player	Pos	HT	WT	YR	College
2-20-97	Marquin Bivins	G	6-3	300	1	Alcorn State
4-20-97	Chris Bresnahan	QB	6-5	230	R	New Hampshire
6-12-97	Gerald Carlson	P/K	6-0	195	R	Buffalo
2-20-97	Tom Claro	G	6-5	305	1	Holy Cross
4-20-97	Curtis Jones	CB	6-0	180	R	Howard
4-28-97	Curtis McGee	G/T	6-4	285	R	Georgia Tech
6-03-97	Therone McQueen	DT	6-3	280	R	N.W. Oklahoma St.
4-22-97	Jermaine Miles	DE	6-4	265	R	Georgia Tech
6-11-97	Chris Ortiz	WR	6-2	202	R	Southern Conn. St.
4-20-97	Jason Parker	S	5-11	192	R	Tennessee
4-20-97	Juan Porter	C	6-3	296	R	Ohio State
2-20-97	Chad Reeves	MLB	6-3	250	1	McNeese State
4-20-97	Mark Tate	CB	6-0	195	R	Penn State
4-20-97	Shawn Turner	WR	6-1	200	R	Utah State
2-20-97	Michael Warren	TE	6-3	265	1	McNeese State
4-20-97	Chris Wing	LB	6-2	235	R	Boise State

* picks obtained from the New York Jets as compensation due to their signing of head coach Bill Parcells.

TRADES INVOLVING PATRIOTS DRAFT PICKS

For the first time in franchise history, there were no trades made involving a Patriots draft choice. The Patriots obtained two picks from the New York Jets as compensation for the loss of head coach Bill Parcells, giving the Patriots a total of nine picks in the 1997 NFL draft and used all nine picks in the position in which they were originally obtained.


PATRIOTS FIFTH QUARTER

After the game, tune into the popular "Patriots Fifth Quarter," featuring live coverage of the postgame press conferences with head coach Pete Carroll and quarterback Drew Bledsoe. It's a complete wrap-up with highlights and player interviews. Patriots Fifth Quarter will be shown immediately following these games (all stations Boston):

Date	Opponent	Station
Thurs., July 31	Green Bay	WCVB - Ch. 5
Fri., Aug. 8	Dallas	WCVB - Ch. 5
Sun., Aug. 17	Denver	WHDH - Ch. 7
Thurs., Aug. 21	Philadelphia	WCVB - Ch. 5
Sun., Aug. 31	San Diego	WHDH - Ch. 7
Sun., Sept. 7	Indianapolis	WHDH - Ch. 7
Sun., Sept. 21	Chicago	WFXT - Ch. 25
Sun., Nov. 2	Minnesota	WHDH - Ch. 7
Sun., Nov. 16	Tampa Bay	WHDH - Ch. 7
Sun. Nov. 23	Miami	WHDH - Ch. 7
Sun., Nov. 30	Indianapolis	WHDH - Ch. 7
Sun., Dec. 7	Jacksonville	WHDH - Ch. 7
Sun., Dec. 13	Pittsburgh	WHDH - Ch. 7



26 CHRIS CANTY



Cornerback

5-9 ★ 185 ★ Rookie

Draft: 1 (29th) '97

Kansas State

Born: March 30, 1976

Voorhees, N.J.

How Acquired: Chris Canty was drafted in the first round (29th overall) in the 1997 NFL draft ... he was one of six defensive backs selected in the first round of the draft.

College: Chris declared himself eligible for the 1997 NFL draft after a sensational three-year career at Kansas State ... the most decorated football player in Kansas State history ... he totaled 169 career tackles, including 123 solo stops ... he added 14 career interceptions for 164 yards (11.7 avg.) and 42 passes defended ... in addition to being a star corner

man, Canty also handled the team's punt return responsibilities and doubled as a wide receiver in a few key games ... as a return man, he averaged 10.8 yards per punt return (32 returns) and 29.4 yards on seven kickoff returns ... he scored six career touchdowns, including four his sophomore season ... his first score came as a freshman when he returned a botched extra point attempt 98-yards for a two-point conversion in a 37-20 victory over Oklahoma ... his 14 interceptions rank second in school history to Jaime Mendez's 15 picks from 1990-93 ... he ranks third among Kansas State's all-time leading punt returners with an 11.0 average, trailing Veryl Switzer (14.2, 1951-53) and Andre Coleman (13.4, 1990-93). **1996 (Junior):** Unanimous first-team All-American and All-Big Twelve Conference selection as a junior ... finalist for the Thorpe Award, given annually to the nation's top defensive back ... started all year at strongside cornerback ... also starred as a return specialist and saw action on offense as a receiver ... totaled 54 tackles (43 solo), including three tackles for losses of 10 yards ... forced two fumbles, deflected 13 passes, including five for interceptions which he returned for 47 yards ... averaged 10.3 yards on 26 punt returns (269 yards) ... averaged 29.4 yards on seven kickoff returns (206 yards) ... caught five passes for 78 yards and a long of 26 as a receiver ... recorded a season-high eight tackles in the season opener vs. Texas Tech (8/31), vs. Oklahoma (10/26) and again at Kansas (11/9) ... totaled 178 yards in a 34-7 thrashing of Rice (9/21) with an interception return of 44 yards, a kickoff return of 70 yards, a career-long receptions of 26 yards and three punt returns for 38 yards ... scored on a 58-yard punt return in a 35-10 victory over Missouri (10/12) ... forced two turnovers inside the "red zone," including an interception in the end zone, to preserve a 23-20 victory over Texas A&M (10/19). **1995 (Sophomore):** First-team All-American selection and finalist for the Jim Thorpe Award (only sophomore among the finalists) ... earned unanimous All-Big Eight Conference first-team honors ... became KSU's first sophomore to garner national honors ...

Extra Points

- ★ His 14 career interceptions (in three years) ranks second in school history.
- ★ Chris' first score at Kansas State was on a blocked extra point attempt, which he returned 98 yards for a two-point conversion.
- ★ Chris allowed just 13 receptions (335 plays) in 1995 with season-long of eight yards.

ROOKIES



led the nation (tied with Louisiana Tech's Willie Smith and Navy's Sean Andrews) with eight interceptions for 117 yards and a pair of touchdowns ... his eight interceptions ranks second in Big Eight history (Barry Hill of Iowa State had nine in 1974) ... returned a blocked punt 44 yards for a touchdown to become the first defensive player in school history to score three touchdowns in a season ... set a KSU season record with 17 pass deflections, the third-best total in Big Eight history ... starred on a defense which led the nation by allowing a mere 250.8 yards per game and ranked second in scoring, allowing just 13.2 points per game ... started all year at strongside cornerback and totaled 43 tackles and three tackles for losses ... blocked a field goal and returned an interception 17 yards to set up a score in a 23-21 victory over Cincinnati (9/9) ... recorded a career-high with three interceptions, one which was returned 13 yards for a touchdown, in a 67-0 blitzing of Akron (9/23) ... earned conference player of the week honors for his effort against Colorado (11/18) in the season finale when he totaled six tackles, batted down six passes -- including two in the end zone -- and held all-conference receiver Phil Savoy to no receptions (the first time Savoy was shutout as a starter) ... he also intercepted two passes and blocked a punt and returned it 44 yards for a touchdown, leading ABC-TV color analyst and former New England Patriot All-Pro tackle Brian Holloway to describe Canty's plays as the "greatest cornerback performance I've ever seen." **1994 (Freshman):** Selected as the freshman Defensive Player of the Year by *The NFL Draft Report* ... earned AP Big Eight Defensive Newcomer of the Year ... was the only freshman to earn all-conference honors (second-team) ... started 10 of 11 games at strongside cornerback and totaled 63 tackles and led the team with a dozen pass deflections ... had a career-high 14 tackles (10 solos), a forced fumble, a stop for a 2-yard loss and a return of a botched extra point 98 yards for a defensive score (two points) in a 37-20 victory over Oklahoma to become the only freshman to earn Big Eight Defensive Player of the Year honors in 1994 ... totaled eight tackles vs. Boston College in the Aloha Bowl.

1993 (Redshirt).

Personal: Chris Canty was born the son of Sylvia Canty on March 30, 1976 in Voorhees, N.J. ... earned prep All-American acclaim as a quarterback and cornerback at Eastern High in Voorhees, N.J. ... selected as a first-team All-Northeast Region by Associated Press ... named the New Jersey and Delaware Valley Player of the Year by the *Philadelphia Inquirer* ... tabbed the "Most Exciting Player" in New Jersey by the *Inquirer*, *Star Ledger*, *Gloucester County Times* and *Burlington County Times* ... started at cornerback and quarterback in the New Jersey prep all-star game ... single.

CHRIS CANTY'S COLLEGIATE STATISTICS

Year	G/S	TT	UT	A	S-Y	TFL	Int	Yds	PD	FF	FR
1993	0/0										
	Redshirted-Freshman										
1994	12/11	71	49	22	0-0	2-3	1	0	12	1	1
1995	12/12	44	31	13	0-0	3-13	8	117	17	0	1
1996	11/11	54	43	11	0-0	3-10	5	47	13	2	0
Totals	35/34	169	123	46	0-0	8-26	14	164	42	3	2

Receiving

Year	G/S	No	Yds	Avg	Lg	TD	No	Yds	Avg	Lg	TD
1996	11/11	5	78	15.6	26	0	7	206	29.4	70	0

Kickoff Returns

Year	G/S	No	Yds	Avg	Lg	TD	No	Yds	Avg	Lg	TD
1996	11/11	5	78	15.6	26	0	7	206	29.4	70	0

Punt Returns

Year	G/S	No	Yds	Avg	Lg	TD	No	Yds	Avg	Lg	TD
1993	0/0										
	redshirt season										
1994	12/11	3	7	2.3	10	0	1	98	98.0	98	1
1995	12/12	3	70	23.3	44	1	1	44	44.0	44	1
1996	11/11	26	269	10.3	58	1	-	-	-	-	-
Totals	35/34	32	346	10.8	58	2	2	142	71.0	98	2

Fumble Returns

Year	G/S	No	Yds	Avg	Lg	TD	No	Yds	Avg	Lg	TD
1993	0/0										
	redshirt season										
1994	12/11	3	7	2.3	10	0	1	98	98.0	98	1
1995	12/12	3	70	23.3	44	1	1	44	44.0	44	1
1996	11/11	26	269	10.3	58	1	-	-	-	-	-
Totals	35/34	32	346	10.8	58	2	2	142	71.0	98	2



98 BRANDON MITCHELL



Defensive End

6-3 ★ 289 ★ Rookie

Draft: 2 (59th) '97

Texas A&M

Born: June 19, 1975

Abbeville, La.

How Acquired: Brandon Mitchell was drafted in the second round (59th overall) in the 1997 NFL draft ... he was the fifth defensive tackle selected in the draft.

College: Brandon started the final 34 games of his collegiate career and totaled 174 total tackles (121 solos), including a school record 33 tackles for losses (previously held by John Roper who recorded 32 tackles for losses from 1985-88) finished his career with 21 sacks for 130 yards and 23 defensive pressures ... moved ahead of Sam Adams (20.5 sacks) into seventh place on the Aggie's all-time sack list. **1996 (Senior):** Started every game at left defensive end and totaled 53 tackles (31 solos), including six sacks for 33 yards ... earned All-Big Twelve first-team honors ... semi-finalist for the Lombardi Award, given annually to the nation's top lineman ... registered a season-high eight tackles (7 solos), including two sacks, in a 24-21 victory over Iowa State (10/12) ... logged eight tackles including a pair of sacks for a loss of 14 yards vs. Texas Tech (10/26) ... closed out his collegiate career with five stops, including one for a loss, at Texas (11/29). **1995 (Junior):** Earned first-team All-American honors from the Walter Camp Foundation after posting 52 tackles and six sacks as a junior ... selected first-team All-Southwest Conference and finished as a semi-finalist for the Lombardi Award ... started every game at left defensive end ... sacked Colorado quarterback Koy Detmer (9/23) for a 4-yard loss and forced him from the game with a knee injury ... recorded two sacks for a loss of 12 yards at Texas Tech (10/7) ... posted a season-high with 10 tackles (8 solos), a sack and two tackles for losses at Rice (11/9) ... earned Southwest Conference Defensive Player of the Week for his performance in a 38-6 triumph over Texas Christian (11/25) in which he totaled four tackles and returned his first career interception 48 yards for a touchdown ... totaled five tackles (4 solos), including one for a 5-yard loss in a 22-20 victory over Michigan in the Alamo Bowl. **1994 (Sophomore):** Earned consensus first-team all-conference honors and was named Southwest Conference Defensive Player of the Year after starting every game at left defensive end and totaling a career-high 62 tackles (50 solos) to lead all defensive lineman ... credited with 11 tackles for losses and added a career-high nine sacks for 71 yards, giving him a single season total of 20 stops behind the line of scrimmage for losses totaling 96 yards ... forced two fumbles and made three recoveries ... credited with five quarterback pressures and six pass deflections ... opened the season with eight solo tackles, three sacks for minus 40 yards, six tackles for losses and a pass

Extra Points

- ★ Brandon was timed at 4.65 in the 40.
- ★ Brandon scored two touchdowns during his collegiate career, both on returns of 48 yards. He returned a fumble 48 yards for a touchdown and also scored on his only career interception.

ROOKIES



defensed at Louisiana State (9/3) ... helped limit Southern Mississippi to just 44 yards rushing in a 41-17 romp (9/24) ... posted a career-high 11 tackles (8 solos), including three sacks (-13 yards) at Southern Methodist (10/29) ... added five tackles, including a 4-yard sack, three tackles for losses and forced a fumble in a 26-10 victory over Louisville (11/12). **1993 (Freshman):** Played in every game as a reserve defensive end as a true freshman and finished the season with seven tackles (4 solos) ... played in the Cotton Bowl vs. Notre Dame, but did not register a tackle in the game.

Personal: Brandon Pete Mitchell was born the son of Marilyn Ursin and Paul Mitchell on June 19, 1975 in Abbeville, La. ... attended Abbeville (La.) High, where he earned prep All-American honors ... totaled 112 tackles, including 14 for losses and seven sacks as a senior ... posted 125 tackles as a junior ... lettered in track and won the prep state championship in the shot put ... majored in agricultural development at Texas A&M.


BRANDON MITCHELL'S COLLEGIATE STATISTICS

Year	G/S	TT	UT	A	S-Y	TFL	Int	Yds	PD	FF	FR
1993	12/0	7	4	3	0-0	2-4	0	0	0	0	0
1994	11/11	62	50	12	9-71	11-25	0	0	6	2	3
1995	12/12	52	36	16	6-26	10-29	1	48t	1	0	0
1996	11/11	53	31	22	6-33	10-45	0	0	3	0	0
Totals	46/34	174	121	53	21-130	33-103	1	48t	10	2	3

Additional Statistics

Fumbles Returned - 1 for a 48-yard touchdown

23 SEDRICK SHAW



Running Back

6-0 ★ 214 ★ Rookie

Draft: 3a (61st) '97

Iowa

Born: November 16, 1973

Austin, Texas

(SAID - rick)

How Acquired: Sedrick Shaw was drafted by the Patriots with their the first pick in the third round (61st player overall) with a pick obtained from the New York Jets as compensation for the loss of head coach Bill Parcells.

College: Set Iowa rushing records with 837 carries for 4,156 yards and 33 touchdowns, topping the previous marks of 532 rushes for 2,562 yards by Tony Stewart (1987-90) and 24 touchdowns set by David Hudson (1985-88) ... started 36 of 46 games and finished his collegiate career with an average of 90.35 yards per game ... totaled 51

Extra Points

- ★ Sedrick returned his first kickoff 75 yards in his collegiate debut as a freshman.
- ★ Sedrick out-played counterpart Byron Hanespard in the Alamo Bowl (20-113-1 td) and won the game MVP honors.
- ★ Sedrick was a Super Prep All-American in High School.



career receptions for 438 yards (8.6 avg.) and two touchdowns ... added 380 yards on 16 kickoff returns ... accumulated 4,974 all-purpose yards and 35 touchdowns during his collegiate career ... averaged 108.13 yards per game during his career ... rushed for over 1,000 yards in each of his three seasons as a starter. **1996 (Senior):** Rushed for 1116 yards and nine touchdowns on 224 carries (5.0 avg.) to earn first-team All-Big Ten Conference honors ... opened the season with 115 yards and a touchdown in a 21-20 victory over Arizona (9/7) ... picked up 123 yards and scored a touchdown on 19 carries (6.5 avg.) at Tulsa (9/21) ... exploded for 159 yards, including a 13-yard touchdown, on 32 carries at Illinois (11/2) ... added 143 yards on 25 carries (5.7 avg.) with touchdown runs from 29, 33 and 8 yards out in a 31-0 shutout of Wisconsin (11/16) ... closed out the season with 108 yards and a pair of touchdowns vs. Minnesota (11/23) ... ended his collegiate career with 20 carries for 113 yards (5.7 avg.) topped off with a 20-yard touchdown run vs. Texas Tech in the Alamo Bowl. **1995 (Junior):** Earned All-Big Ten Conference honorable mention after rushing for a career-high and setting school rushing records with 1,477 yards and 15 touchdowns on just 316 carries (4.7 avg.) in 12 games ... his rushing totals eclipsed Dennis Mosley's school-record of 270 carries for 1,267 yards and 12 touchdowns set in 1979 and the 12 touchdowns by Nick Bell in 1990 ... Shaw's 92 points rank fourth on the Hawkeyes' single-season record list ... finished the season ranked 16th in the nation in rushing (with an average of 122.0 yards per game), 33rd in scoring (7.8 ppg) and 36th in all-purpose yardage (134.6 ypg) ... started every game at halfback ... caught 16 passes for 144 yards (9.0 avg.) ... earned Most Valuable Player of the Game honors in games against Iowa State, Ohio State, Michigan State, Northwestern and Wisconsin ... rushed for over 100 yards eight times, including two games in which he eclipsed the 200-yard plateau ... exploded for 178 yards and a touchdown in a 27-10 victory over Iowa State (9/16) ... amassed a career-high 250 yards on 42 carries (6.0 avg.) and caught a pair of passes for 17 yards in a 21-7 victory over Michigan State ... his 42 carries broke the previous school record of 39 set by Mosely vs. Iowa State in 1979 ... his 250 yards rushing rank second on Iowa's all-time annals trailing Ed Podolak (286 yards in 1968) ... rushed for 111 yards and a pair of touchdowns (1 and 19 yards) on 30 carries vs. Ohio State (10/28) and was credited with a third touchdown when he recovered a loose ball in the end zone ... picked up 135 yards and a touchdown on 38 carries (3.6 avg.) vs. Northwestern (11/11) ... eclipsed the 200-yard plateau for the second time of the season with 214 yards and three touchdowns on 41 attempts in a 33-20 victory over Wisconsin (11/18) ... it was the sixth highest rushing total in school history and the first time an Iowa back had rushed for over 200 yards twice in one season ... no other back in school history had ever reached that plateau twice in their career ... rushed for 135 yards, including a 58-yard touchdown, on 21 carries vs. Washington in the Sun Bowl. **1994 (Sophomore):** Started every game at halfback and rushed for 1,002 yards and seven touchdowns on 170 carries (5.9 avg.) ... added seven receptions for 100 yards and a touchdown ... finished second on the team with seven touchdowns ... ranked 10th in the Big Ten in rushing and 14th in all-purpose yards ... earned offensive MVP honors vs. Central Michigan, Michigan State and Minnesota ... blasted through Central Michigan for 135 yards and a touchdown on just 11 carries (12.3 avg.) in a 52-21 romp in the 1994 season opener (9/3) ... his 80-yard touchdown run in the game was the 10th longest in school history ... eclipsed the 100-yard plateau a second time when he picked up a season-high 137 yards on 19 carries (7.2 avg.) vs. Michigan State (10/22) ... gained 114 yards and scored a touchdown vs. Northwestern (11/12) ... closed out the season with 14 carries for 73 yards and a 17-yard touchdown run and added two receptions for 83 yards, including a career-long 46-yard touchdown reception. **1993 (Freshman):** Played in every game, starting the final three contests ... finished the year with 561 yards and a pair of touchdowns on 127 carries (4.4 avg.) ... his 561 yards rushing set a school record for a freshman ... added 115 yards on 14 receptions (8.2 avg.) ... returned 16 kickoffs for 380 yards (23.8 avg.) ... debuted as a kick returner as a freshman and returned his first kick 75 yards in the 1993 season opener vs. Tulsa (9/4) ... finished the game with 149 kickoff



return yards, the most by an Iowa returner in 20 years ... rushed 17 times for 82 yards and scored his first career touchdown on a 2-yard touchdown in a 31-28 victory over Iowa State (9/11) ... totaled 119 all-purpose yards at Michigan (10/2) ... set an Iowa freshman record with a 145-yard rushing performance in a 54-20 thrashing of Northern Illinois (11/16) ... he carried the ball just 16 times for an average of 9.1 yards per carry in that game ... closed out the season with 70 yards on 14 carries in a 21-3 victory over Minnesota (11/20) ... saw limited action vs. California in the Alamo Bowl, rushing for just 14 yards on four carries and returning two kicks for 53 yards. **1992 (Redshirt Season).**

Personal: Sedrick Shaw was born November 16, 1973 in Austin, Texas ... attended Lyndon B. Johnson High in Austin, Texas, where he earned All-American honors and was selected second-team all-state as a running back ... rated the sixth-best prospect in the state of Texas by the *Austin American-Statesman* ... rushed for 1,120 yards with seven touchdowns and caught six passes for 150 yards as senior ... also excelled in track, running on the school's national champion mile relay team (3:10.4) ... also competed in the 200m (21.3) and 400m (46.9) ... earned all-district academic honors ... majored in sociology at Iowa.

SEDRICK SHAW'S COLLEGIATE STATISTICS

Year	G/S	Rushing					Receiving				
		No	Yds	Avg	Lg	TD	No	Yds	Avg	Lg	TD
1992	0/0	Redshirt - Freshman									
1993	12/3	127	561	4.4	22	2	14	115	8.2	21	0
1994	11/11	170	1,002	5.9	80	7	7	100	14.3	46	1
1995	12/12	316	1,477	4.7	58	15	16	144	9.0	37	0
1996	11/10	224	1,116	5.0	50	9	14	79	5.6	10	1
Totals	45/35	837	4,156	5.0	80	33	51	438	8.6	46	2

Additional Statistics

Kickoff Returns – 1993 (16 for 380 yards, a long of 75 and 0 tds)

Tackles – 1996 (3 solos)

Fumbles Recovered – 1995 (1 for a touchdown)

42 CHRIS CARTER



Safety

6-1 ★ 201 ★ Rookie

Draft: 3b (89th) '97

Texas

Born: September 27, 1974

Tyler, Texas

How Acquired: Chris Carter was drafted by the Patriots with the 29th selection in the third round (89th overall).

College: Carter started 43 of 47 games at Texas and compiled 429 total tackles, including 284 solo stops ... recorded 32 passes defended, including 14 career interceptions ... shattered the school record for interception return yardage with 348 yards, just under 25 yards per return (24.9 avg.) ... the previous record was 187 yards by Bobby Dillon (1949-51) ... his 14 career interceptions ranks fourth in school history ... averaged 8.3 yards on 21 punt returns with a long of 21 yards ... recently timed at 4.38 in the 40-yard dash. **1996 (Senior):** Started 12 of 13 games and led the team with 120 total tackles (78



solos) ... had three stops for losses of 8 yards ... deflected eight passes and intercepted another ... posted nine tackles and returned an interception in a 40-10 victory over Missouri in the season opener (8/31) ... registered a season-high 18 tackles (15 solos) vs. Notre Dame (9/21) ... added 10 tackles vs. Virginia (9/28) and 11 in a 71-14 pasting of Oklahoma State (10/5) ... posted back-to-back 12-tackle games vs. Oklahoma (10/12) and at Colorado (10/26) ... logged 13 tackles vs. Baylor (11/2) ... totaled eight tackles in a 37-27 victory over Nebraska in the Big Twelve Conference

Championship game ... closed out his collegiate career with eight tackles (5 solos) and a pass deflection vs. Penn State in the Fiesta Bowl.

1995 (Junior): Started every game at free safety and recorded a career-high 135 total tackles ... 96 solo stops were the most since Winfred Tubbs registered 96 in 1992 ... picked off a career-high six passes, which he returned 146 yards (24.3 avg.), setting a school record for interception return yards in a season ... the previous record of 121 yards was set by Alan Lowry in 1971 ... his six interceptions placed him fifth on the Longhorns' all-time interception list ... returned nine punts for 92 yards (10.2 avg.), including a career long of 21 yards ... selected first-team All-Southwest Conference ... posted double-digit tackle totals in eight games ... opened the season with 10 against at Hawaii (9/2) ... posted 14 hits, a fumble recovery and a 16-yard interception return in a 38-27 victory over Pittsburgh (9/16) ... collected 13 tackles (10 solos) and deflected a pair of pass attempts at Notre Dame (9/23) ... responsible for 12 stops and recorded a career-long 21-yard punt return in a 35-10 victory over Southern Methodist (9/30) ... posted 10 tackles vs. Rice (10/7) and added 12 more the following week vs. Oklahoma (10/14) ... logged 10 hits and picked off a pass in a 48-7 drubbing of Texas Tech (11/4) ... his interception snapped Texas Tech's QB Zebbie Lethridge SWC-record string of 211 pass attempts without an interception ... named The Sporting News' National Defensive Player of the Week and SWC Defensive Player of the Week for his performance in a 27-19 victory over Texas Christian (11/18) in which he intercepted a pair of passes and compiled 17 total tackles (12 solos), including a key third down stop near the goal line to preserve the victory ... closed out the season with 10 hits and interception returns of 41 and 43 yards in a 16-6 victory over Texas A&M (12/2).

1994 (Sophomore): Started nine of 10 games and compiled 81 total tackles (45 solos) ... returned 11 punts for 81 yards (7.4 avg.) with a season long of 18 yards ... missed the first two games of the season recovering from a knee sprain suffered in practice ... returned from his injury and picked off a pass in a 34-18 victory over Texas Christian ... posted back-to-back 11-tackle games vs. Colorado (10/1) and Oklahoma (10/8) ... credited with a season-high 13 tackles and an interception in a 63-35 victory over Baylor (11/24) ... his 69-yard interception return in a 35-31 victory over North Carolina in the Sun Bowl was the longest by a Longhorn in a bowl game and the eighth longest in school history. **1993 (Freshman):** Started nine of 11 games as free safety ... earned freshman All-American recognition after registering 85 total tackles (55 solos) and a sack as a true freshman ... deflected seven passes, including four interceptions, which he returned 84 yards (21.0 avg.) ... registered 10 tackles in his first career start, a 21-21 tie with Syracuse (9/18) ... caused a fumble and picked off his first two passes, which he returned 48 and 29 yards, respectively, in a 37-10 trouncing of Southern Methodist (10/23) ... made a season-high 13 tackles vs. Texas Tech (10/30) ... recorded 10-tackle performances in

Extra Points

- ★ Chris graduated in the top 5 percent of his high school class, while lettering in football, basketball and baseball.
- ★ Chris led Texas with 120 tackles in 1996.
- ★ He became known as "The Package" at the University of Texas.



a 24-3 rout over Texas Christian (11/13) and in a 38-17 victory over Baylor (11/20).


Personal: Christopher Cary Carter was born on Sept. 27, 1974 in Tyler, Texas ... he attended John Tyler High in Tyler, Texas, where he earned prep first-team All-American honors as a senior ... recorded 87 tackles with five interceptions and four fumble recoveries as a free safety and caught 37 passes for 778 yards (21.0 avg.) with eight touchdowns as a receiver his senior year ... registered 148 tackles and five interceptions as a junior ... graduated in the top five percent of his class while lettering in football, basketball and baseball ... science club and National Honor Society member ... majored in kinesiology at Texas and earned school and conference academic honors ... nicknamed "The Package."

CHRIS CARTER'S COLLEGIATE STATISTICS

Year	G/S	TT	UT	A	S-Yd	TFL	I-Yds	PD	FF	FR
1993	11/9	85	55	30	1-7	1-3	4-84	7	1	2
1994	10/9	81	45	36	0-0	1-1	3-100	6	1	0
1995	13/13	135	96	39	0-0	0-0	6-146	10	0	3
1996	13/12	128	88	40	0-0	0-0	1-18	9	0	0
Totals	47/43	429	284	145	1-7	2-4	14-348	32	2	5

Interceptions						Punt Returns					
Year	G/S	No	Yds	Avg	Lg	TD	No	Yds	Avg	Lg	TD
1993	11/9	4	84	21.0	48	0					
1994	10/9	3	100	33.3	69	0	11	81	7.4	18	0
1995	13/13	6	146	24.3	43	0	9	92	10.2	21	0
1996	13/12	1	18	18.0	18	0	1	1	1.0	1	0
Totals	47/43	14	348	24.9	69	0	21	174	8.3	21	0

61 DAMON DENSON



Guard

6-3 ★ 305 ★ Rookie

Draft: 4a (97th) '97

Michigan

Born: February 8, 1975

Pittsburgh, Pa.

How Acquired: Damon Denson was selected by the Patriots with the first of two picks in the fourth round (91st overall) ... the selection was acquired from the New York Jets along with their third-round selection (61st overall) in the 1997 draft, their second-round pick in 1998 and their first-round pick in 1999 as compensation for the loss of Bill Parcells.

Extra Points

- ★ Attended same high school (Baldwin) as Bears head coach Dave Wannstedt.
- ★ Damon has uncharacteristically large legs, which have drawn immediate comparisons to former Patriot John Hannah.

College: Denson is a former defensive lineman who switched to the other side of the ball during his junior season ... he has a massive lower body, which gives him tremendous drive blocking ability against the run and balance in pass protection. **1996:** Denson earned second-team All-Big Ten Conference honors ... recorded 45 pancake blocks and seven touch-



down blocks ... manned the left guard position, helping an offense that averaged 167.9 yards per game rushing ... leveled Boston College defensive tackle Stalin Colinet ('97 third round selection by Minnesota), enabling quarterback Scott Dreisbach to connect with Jerame Tuman on a 58-yard scoring pass as the team totaled 292 passing yards in a 20-14 decision over Boston College ... opened a hole used by Chris Howard for a 10-yard touchdown run as the Wolverines piled up 559 yards in a 38-9 thrashing of UCLA ... sprung Howard for an 86-yard scoring scamper, finishing with seven knock-downs as the team gained 252 yards on the ground in a 44-10 romp over Minnesota. **1995:** Shared left offensive guard duties with Zach Adami, making his first start on offense vs. Illinois ... made most of opportunity by delivering timely blocks on touchdown runs of 5 and 11 yards by Tim Biakabutaka (now w/Carolina Panthers) in a 38-14 win over Illinois. **1994:** Played behind Trent Zenkewicz at weakside defensive tackle ... recorded 13 tackles (9 solo) ... recorded a season-high six tackles vs. Wisconsin. **1993:** Played in eight games, starting the final four contests at left defensive tackle ... recorded seven tackles (6 solo) ... registered three tackles in his first career start vs. Purdue.


Personal: Damon Michael Denson was born February 8, 1975 in Pittsburgh, Pa. ... attended Baldwin High in Pittsburgh, Pa. and earned second-team All-American honors by *USA Today* as an offensive lineman ... added All-Western Conference honors and was rated one of the top five offensive line prospects in the state by *G&W Recruiting Report* ... rated as the sixth-best defensive lineman in the country by the *Prep Football Report* ... played in the "Big 33" all-star game ... enrolled in Division of Kinesiology, majoring in teachers education ... single.

ROOKIES

DAMON DENSON'S COLLEGIATE DEFENSIVE STATISTICS

Year	G/S	TT	UT	A	S-Yds	TFL	Int	Yds	PD	FF	FR
1993	8/4	7	6	1	0-0	0-0	0	0	0	0	0
1994	11/1	13	9	4	0-0	0-0	0	0	0	0	0
1995-96	Moved to offensive guard										
Totals	19/5	20	15	5	0-0	0	0	0	0	0	0

66 ED ELLIS



Tackle

6-7 ★ 340 ★ Rookie

Draft: 4b (125th) '97

Buffalo

Born: October 13, 1975

Hamden, Conn.

How Acquired: Ed Ellis was drafted with the Patriots' own selection in the fourth round (125th) of the 1997 draft.

College: Ellis was a three-year starter at Buffalo ... he is a strong physical drive blocker with long arms and thick legs ... he is very nimble for a player his size. **1996 (Senior):** First-team All-American selection by *The Gridiron Report* ... lined up at left tackle and made 60

Extra Points


- ★ Ed first attended a game at Foxboro as a fan while he was in high school.
- ★ Ed attended Hamden (Conn.) High - the same high school as Charlotte Hornet Scott Burrell, and led them to three district titles.



knockdown blocks ... opened a huge hole for quarterback Mark Taylor to score a 1-yard touchdown as the offense tallied 452 yards vs. Colgate ... sprung Anthony Swan for a 7-yard scoring scamper, finished with eight knockdowns as the team amassed 446 yards vs. Hofstra. **1995 (Junior):** All-Independent selection by The Sporting News ... started every game at left tackle, registering 51 knockdowns as the ground game averaged 149.6 yards ... opened holes for touchdown runs of 74 and 3 yards by Anthony Swan as the Bulls exploded for 279 yards rushing in a 49-13 thrashing of Fordham. **1994 (Sophomore):** Started every game at right tackle ... finished with 38 knockdowns as the team averaged 276.1 yards per game ... recorded a season-high seven knockdowns, including one which paved the way for Tyler McDowell's 19-yard touchdown run as the offense amassed 357 yards in a 36-10 defeat of Cheyney. **1993 (Freshman):** Started five of seven games at right tackle.

Personal: Edward Ellis was born in Oct. 13, 1975 in Hamden, Conn. ... he attended Hamden (Conn.) High and earned three varsity letters in football ... led his prep football team to three district titles ... underwent surgery to repair a cracked patella on his right knee, which caused him to miss his entire junior season ... nicknamed "machine" ... majored in early childhood education at Buffalo ... single.

99 VERNON CRAWFORD



Outside Linebacker
6-3 ★ 245 ★ Rookie
Draft: 5 (159th) '97
Florida State
Born: June 25, 1974
Texas City, Texas

How Acquired: Vernon Crawford was drafted by the Patriots in the fifth round (159th overall) of the 1997 NFL draft.

College: Crawford totaled 114 tackles (61 solo) during his two-year Seminole career ... he started his college career at San Francisco (Calif.) City Junior College ... he is a big hitter with strong legs and impressive upper body power.

1996 (Senior): Started 10 games at weakside outside linebacker ... totaled 77 tackles (33 solos), including 2.5 sacks

and nine stops for losses ... recorded a season-high 11 tackles vs. Georgia Tech ... added 10 tackles and a sack vs. North Carolina ... had another 10 stops, including one for a loss, in a 34-3 victory over Clemson ... added nine tackles with a stop for a loss and caused a fumble which set up a touchdown in a 34-16 triumph over Miami, earning Atlantic Coast Conference Defensive Back of the Week honors ... closed out his career with six tackles and an interception vs. Florida in the Sugar Bowl. **1995 (Junior):** Crawford did not start in his first year with the Seminoles, but played in every game and proved to be a valuable reserve, totaling 37 tackles (28 solos) ... forced a fumble vs. Clemson and posted a season-high six tackles in a 72-13 triumph over Wake Forest ... added five tackles vs. both Central Florida and North

Extra Points

- ★ **Vernon was the first player that the Patriots had drafted from Florida State in 11 years.**
- ★ **Vernon played two years at San Francisco Community College before transferring to Florida State.**



Carolina State. **1994 (Sophomore):** Attended San Francisco City Junior College ... earned All-American honors from *Blue Chip Illustrated* ... recorded 75 tackles (34 solos) with two sacks and 11 quarterback pressures ... picked off two passes and recovered a fumble.

Personal: Vernon Crawford was born June 25, 1974 in Texas City, Texas ... he attended Texas City High and lettered as a linebacker ... while at Florida State, he majored in criminology ... single.

VERNON CRAWFORD'S COLLEGIATE DEFENSIVE STATISTICS

Year	G/S	TT	UT	A	Sacks	TFL	Int	Yds	PD	FF	FR
1994											
1995	11/0	37	28	9	0	0	0	0	1	1	0
1996	11/11	77	33	44	2.5	9	0	0	2	2	0
Totals	22/11	114	61	53	2.5	9	0	0	3	3	0

17 TONY GAITER



Wide Receiver

5-8 ★ 170 ★ Rookie

Draft: 6 (192th) '97

Miami (Fla.)

Born: July 15, 1974

Miami, Fla.

ROOKIES

How Acquired: Tony Gaiter was drafted in the sixth round (192nd overall) of the 1997 draft.

College: Started career as a tailback and moved to wide receiver for his senior season ... has good hands and superb leaping ability ... very exciting deep threat ... possess fantastic athletic ability with tremendous quickness and speed ... also a member of Miami's track team, competing in the 100 & 400-meter dashes, 4x100 & 4x400-meter relay teams.

1996: Participated in nine games, starting five, at the flanker position ... caught a career-high 27 passes for 540 yards (21.1 avg.) and seven touchdowns ... averaged a touchdown every four times he

touched the ball ... scored his first career touchdown on a 34-yard grab vs. Rutgers ... caught four passes for 135 yards, including 19, 24, and 85-yard scores in a 45-0 rout of Pittsburgh ... his 85-yard touchdown grab was fourth longest in Hurricane history ... caught four passes for 127 yards with a 76-yard score vs. Boston College ... caught three passes for 101 yards vs. Virginia in the Carquest Bowl. **1995:** Reserve tailback who saw most of his action on special teams ... returned nine punts for 79 yards (8.8 avg.) and a touchdown ... gained

Extra Points

- ★ Tony played just one year as a WR at Miami and averaged a touchdown for every four receptions during the season (28 rec., 7 tds).
- ★ Tony was a three-time 200-meter state champion in high school.
- ★ Tony was the Dade County Athlete of the Year as a senior after rushing for 1,011 yards and 19 tds.
- ★ At 170 lbs., Tony is the Patriots' lightest player, half the weight of Ed Ellis (who was 340 lbs. when drafted).



192 yards on nine kickoff returns (21.3 average) ... returned a punt 46 yards for a touchdown vs. Florida A&M ... added 60 yards on three kickoff returns vs. Florida State. **1994:** Appeared in seven games, gaining 61 yards on 15 runs (4.1 avg.) ... rushed seven times for 32 yards vs. West Virginia ... added five carries for 20 yards vs. Virginia Tech. **1993:** Transferred to Miami (Fla.) and redshirted. **1992:** Started at tailback for San Bernardino (Calif.) College and was voted the team's Most Valuable Player ... carried 62 times for 522 yards (8.4 avg.) and three touchdowns ... he led the conference with 1,392 all-purpose yards ... named MVP of the Southern California Bowl gaining 112 yards on 17 attempts, including three scores.


Personal: Tony Gaiter was born the son of Tony, Sr. and Mary Gaiter on July 15, 1974 in Miami, Fla. ... he attended Killian High in Miami and earned *Blue Chip* All-American recognition and all-state honors ... gained 1,011 yards and 19 touchdowns on 107 carries (9.4 avg.) and was named Dade County Athlete of the Year as a senior ... he was a three-time state champion sprinter, competing in the 200-meter dash and 4x400-meter relay team ... he was a member of the University of Miami's track team, competing in the 100- and 400-meter dashes, 4x100m and 4x400m relay teams ... he finished fourth in the Florida State Track Championships in the 100-meters with a time of 10.44 ... he majored in liberal arts at Miami ... single.

TONY GAITER'S COLLEGIATE STATISTICS

Year	G/S	Receiving					Rushing				
		No	Yds	Avg	Lg	TD	No	Yds	Avg	Lg	TD
1992	0/0	San Bernardino Junior College									
1993	0/0	Redshirted at Miami									
1994	7/0	1	3	3.0	3	0	15	61	4.1	12	0
1995	10/0	4	5	1.3	4	0	3	21	7.0	13	0
1996	9/5	27	570	21.1	85t	7	1	-1	-1.0	-1	0
Totals	26/5	32	578	18.1	85t	7	19	81	4.3	13	0

Year	Punt Returns					Kick Returns				
	No	Yds	Avg	Lg	TD	No	Yds	Avg	Lg	TD
1994	3	9	3.0	7	0	-	-	-	-	-
1995	9	79	8.8	46t	1	9	192	21.3	33	0
1996	1	11	11.0	11	0	-	-	-	-	-
Totals	13	99	7.6	46t	1	9	192	21.3	33	0

60 SCOTT REHBERG



Tackle

6-8 ★ 336 ★ Rookie

Draft: 7 (230th) '97

Central Michigan

Born: November 17, 1973

Kalamazoo, Mich.

How Acquired: Scott Rehberg was drafted in the seventh round (230th overall) in the 1997 draft.

College: Scott was an imposing physical specimen during his career at Central Michigan ... he is a skilled pass protector who is extremely fluid in setting up and shows superb balance in the open ... has lateral quickness to dominate on sweeps and comes off the snap low ... timed at 5.13 in the 40-yard dash. **1996:** He was a consensus All-Mid American Conference selection as a senior ... posted 74 knockdowns



while starting every game at left tackle ... executed a roll block that dropped two defenders, paving the way for a 2-yard touchdown run ... shoved opposing defensive tackle Duane Ashman to the ground on Chad Barnell's 68-yard touchdown pass to Reggie Allen and made another bone-jarring block to stop linebacker James Farrior (1997 first round selection) from getting to the Chippewa quarterback on a 15-yard scoring toss,

earning Player of the Game honors as the offense amassed 441 yards vs. Virginia's heralded defense ... manhandled Western Michigan's front wall as he was credited with nine key blocks as the Chippewas offense tallied 522 yards in a 38-28 victory. **1995:** All-MAC second-team and Academic All-MAC first-team pick ... started every game at left tackle ... led blocking unit which helped offense average 179.5 yards per game rushing ... credited with 97 knockdowns blocks, including three on an 11-play, 98-yard touchdown drive as the team amassed 280 yards rushing in a 39-31 defeat of Weber State ... opened a huge hole used by Central's tailback for a 9-yard touchdown run as the team piled up 311 yards rushing in a 46-25 victory over Youngstown State ... accumulated eight knockdowns as the team rushed for 212 yards in a 27-16 triumph over Kent State. **1994:** Started the first two games and the season finale vs. Bowling Green at left tackle ... credited with key block that dropped two defenders, opening a hole for a 1-yard touchdown run vs. Iowa in the season opener ... returned from injured list to help the offense pile up 292 yards rushing in a 36-33 decision over Bowling Green ... also started for the Chippewas vs. Nevada-Las Vegas in the Las Vegas Bowl. **1993:** Emerged as one of the Mid-American Conference's rising stars as his stellar performances forced the coaches to insert him into the starting lineup at left tackle when they shifted former starter Darrell McCalul to left guard for the final two games ... put on a blocking clinic as he dropped a linebacker with a cut block, picked himself up to drop another pair of defenders and then re-directed to the opposite side of the backfield as the quarterback pitched the ball to the running back, who hid behind the massive tackle until he connected on a 56-yard option pass for a touchdown. **1992:** Redshirted as a freshman

Extra Points

- ★ Scott was the largest player to ever wear a Chippewa uniform.
- ★ At 6-feet-8-inches, Scott is among the largest Patriot prospects.
- ★ Scott maintained a 3.35 GPA at Central Michigan.

ROOKIES

Personal: Scott Rehberg was born the son of Sandy and Paul Rehberg in Kalamazoo, Mich. on Nov. 17, 1973 ... he attended Central High in Kalamazoo and lettered in football and track ... he was a second-team all-state selection as a senior ... garnered Detroit *Free Press*' "Fabulous 50" honors during his final two seasons ... competed as a two-way tackle, averaging five tackles per game as a senior ... selected to play in the state's high school all-star game ... finished third in both the conference and regional finals in the discus ... majored in social science ... single.

HOOKED ON PHONICS

Through the first four rounds of the 1997 NFL draft, the Patriots had developed a bit of a trend in their selections – the alliteration of their names. Five of the first six players the Patriots picked had repeating first and last initials. The only exception in the first four rounds was second-round selection Brandon Mitchell. The picks with repeating initials are listed below:

<u>Rd</u>	<u>Selection, Pos.</u>	<u>Rd</u>	<u>Selection, Pos.</u>
1.	Chris Canty, CB	4a.	Damon Denson, G
3a.	Sedrick Shaw, RB	4b.	Ed Ellis, T
3b.	Chris Carter, FS		



ROOKIE AND FIRST-YEAR FREE AGENTS


69 • MARQUIN BIVINS • G • 6-3 • 300 • 1 • ALCORN STATE



Signed with the Patriots as a first-year free agent on Feb. 20, 1997. **NFL:** Signed with the Baltimore Ravens as a rookie free agent in 1996 ... released at the end of 1996 training camp. **College:** Rated as the best Division 1-AA offensive lineman in the country by *The Gridiron Report* ... started every game as a senior at right guard and was credited with an incredible 20 touchdown blocks (team only scored 29 TDs) ... twice recorded 14 knockdown blocks during a single game (vs. Texas Southern and vs. Jackson State) ... recorded 12 knockdowns as offense racked up 573 yards vs.

Southern ... was tops on team with a 515-pound bench press. **Personal:** Born Marquin Rodridius Bivins son of Joyce Bivins on July 24, 1972 in Laurel, Miss. ... lettered in football at R.H. Watkins High in Laurel, Miss. ... played at Alcorn State with Houston Oilers 1995 first-round pick Steve McNair and Chicago Bears 1994 first-round pick John Thierry ... majored in physical education ... single.

12 • CHRIS BRESNAHAN • QB • 6-5 • 230 • R • NEW HAMPSHIRE



Signed with the Patriots as a rookie free agent on April 20, 1997. **College:** Started every game over the past two seasons (22) ... completed 349 of 599 passes (58.3%) for 4,085 yards, 26 touchdowns and 25 interceptions during his college career ... during his senior season he completed 191 of 309 passes (61.8%) for 2249 yards and 17 touchdowns ... his 61.8 completion percentage broke the previous school record of 61.3 by Jim Stayer (Patriots' rookie free agent last season) ... completed 21 of 33 passes for 288 yards and four touchdowns vs. Rhode Island, earning ECAC

Weekly Golden Helmet honors ... hit on 18 of 28 attempts for 260 yards and three touchdowns vs. Massachusetts and ran for a pair of scores in a 34-0 shutout of Villanova ... as a junior he completed 158 of 290 passes (54.5%) for 1,836 yards and nine touchdowns ... in his first career start he threw for 179 yards and two scores ... completed 21 of 28 tosses for 293 yards and three touchdowns in a 35-7 win over Boston University and earned ECAC Weekly Honor Roll accolades. **Personal:** Chris Bresnahan was born the son of Richard and Deborah Bresnahan on Sept. 30, 1974 in Syracuse, NY ... he lettered in track and football at Corcoran (NY) High ... passed for 1,250 yards with 18 TDs as a senior and led his team to two league championships and one sectional championship ... majored in history at UNH ... single.

9 • GERALD CARLSON • P/PK • 6-0 • 195 • R • BUFFALO

Signed with the Patriots as a rookie free agent on June 6, 1997. **College:** Transferred from Ohio State to the University of Buffalo, where he broke nearly every punting and placekicking record ... finished fourth in the nation in field goals per game in 1995 (1.55) ... led the team in scoring that year with 68 points, converting on 17-of-22 field goals and 17-of-19 extra points ... tied a school record with a long of 52 yards ... also averaged 39.2 yards per punt on 62 attempts, including a season-long of 61 yards vs. UM ... transferred to Buffalo as a punter and handled those responsibilities exclusively his first two seasons ... set a school record with 74 punts in 1994 and averaged 38.6 yards per punt. **Personal:** Gerald Carlson was born on July 26, 1974 in Randolph, N.Y. ... he attended Randolph High and set school records for FGs, PATs, passing yardage and completions ... he was college roommates with Patriots draft choice Ed Ellis.

76 • TOM CLARO • T • 6-4 • 302 • 1 • HOLY CROSS




Signed with the Patriots as a first year free agent on Feb. 20, 1997. **NFL:** Signed as an undrafted free agent by the Arizona Cardinals ... released by the Cardinals during training camp on Aug. 12, 1996. **College:** Two-time All-Patriot League and All-New England first team choice as a senior ... three-year starter ... registered 44 knockdowns for a team that averaged 311.4 yards per game while starting all senior season at left tackle ... delivered crunching block that leveled a pair of defenders on a 1-yard touchdown plunge as the Crusader closed out the regular season with 312 yards rush-

ing in a 39-20 defeat of Colgate. **Personal:** Thomas Peter Claro was born on Dec. 14, 1974 in Floral Park (Long Island), New York ... All-Catholic League and Senior bowl selection at Chaminade (Floral Park N.Y.) High ... led team to the league title as a senior ... member of the National Honor Society ... majored in history ... single.



40 • CURTIS JONES • CB • 6-0 • 180 • R • HOWARD



Signed with the Patriots as a rookie free agent on April 20, 1997. **College:** Started 17 of 29 games during his collegiate career ... recorded 71 career tackles (56 solo) and five interceptions for 126 return yards ... registered 43 tackles (33 solo), two interceptions for 33 yards and eight pass deflections during his senior season ... registered six tackles with a 33-yard interception return in a 38-3 thrashing of North Carolina A&T ... recorded 22 tackles (18 solo), three interceptions for 93 yards and two pass deflections during his junior season ... snared two interceptions for 54 return yards

and four tackles vs. Arkansas-Pine Bluff. **Personal:** Curtis Jones was born on July 22, 1974 in Sussex, Virginia ... lettered in football and track at Sussex (Va.) High ... majored in marketing ... single.


75 • CURTIS MCGEE • G/T • 6-4 • 285 • R • GEORGIA TECH



Signed with the Patriots as a rookie free agent on April 28, 1997. **College:** Curtis was a four-year starter at left tackle at Georgia Tech and earned first-team all-ACC honors as a senior ... he helped pave the way for an offensive unit which ranked 17th in the nation in rushing, averaging 211.0 yards per game in 1995 ... named ACC Offensive Lineman of the Week for his play vs. North Carolina ... broke into the starting lineup by mid-season of his freshman season and anchored the left side of the offensive line for three straight years. **Personal:** Curtis Leroy McGee was born

the son of Curtis and Eunice McGee in Marchville, N.C. on March 28, 1974 ... he attended Forest Hills High in Marshville and earned all-state honors at offensive tackle his senior year ... he was captain of the football team and also lettered in basketball and track.


62 • THERONE MCQUEEN • DT • 6-3 • 280 • R • N.W. OKLAHOMA ST.



Signed with the Patriots as a rookie free agent on June 3, 1997. **College:** Played two seasons at N.W. Oklahoma State, where he earned 1996 NAIA Division I All-American honors ... he totaled 54 tackles, including 7.5 quarterback sacks as a senior and combined for 76 tackles and 10.5 quarterback sacks in two seasons ... he was originally recruited to Ohio State, then transferred to Hudson Valley Community College due to academic reasons ... after two seasons at Hudson Valley, he transferred to N.W. Oklahoma State.

Personal: Therone Lamont McQueen was born Feb. 11, 1973 in Chicago, Ill. ... he attended J.E. Burke High in Boston, Mass. and totaled 50 career sacks and over 30 forced fumbles ... earned scholastic all-state honors ... majored in law enforcement in college.

91 • JERMAINE MILES • DE • 6-4 • 265 • R • GEORGIA TECH



Signed with the Patriots as a rookie free agent on April 22, 1997. **College:** Jermaine was a two-year starter at defensive end with Georgia Tech after transferring from Nassau (N.Y.) Community College ... totaled 108 tackles (50 solo), seven tackles for a loss, 12 sacks and 37 pressures while with the Yellow Jackets ... recorded 60 tackles (33 solo) with a team-high eight sacks for minus 67 yards during his senior season ... had five tackles for losses of 17 yards and 10 quarterback pressures ... caused and recovered three fumbles ... posted eight tackles (5 solo) and two

sacks for minus 13 yards and three pressures in a 13-7 win over Virginia ... came up with eight tackles (5 solo), a 2-yard sack, a stop behind the line of scrimmage and a fumble recovery vs. Maryland ... earned ACC Newcomer of the Year as a junior from the *Gridiron Report* ... recorded 48 tackles (17 solo) with four sacks for minus 32 yards and two stops for losses of three yards ... led the team with 27 quarterback pressures ... J.C. Gridwire All-American first team selection, adding second team honors from Super Prep magazine while playing for Nassau (N.Y.) Community College ... recorded 177 tackles (120 solo), 21 sacks and 63 quarterback pressures during his junior college career. **Personal:** Jermaine Lamont Miles was born the son of Margaret Miles on Aug. 16, 1974 in Brooklyn, New York ... New York Daily News All-City and All-Brooklyn selection, adding All-Borough honors from New York *Newsday* during his three-year career at Carnarsie (Brooklyn, N.Y.) High ... brother, Marcus, was a teammate of former Georgia Tech star John Salley at Carnarsie High ... majored in management ... single.

**18 • CHRIS ORTIZ • WR • 6-2 • 202 • R • SOUTHERN CONNECTICUT ST.**

Signed with the Patriots as a rookie free agent on June 11, 1997. **College:** He was one of the most versatile players in Southern Connecticut St. history ... he set nearly every receiving record and claimed several scoring records during his playing career ... he totaled 180 receptions for 3,369 yard and 28 touchdowns during his career ... he was originally recruited as a quarterback, but made the transition to wide receiver as a freshman ... he still lined up at quarterback in goal line and short-yardage situations and scored six rushing touchdowns ... also led the team with 21 kick returns for

540 yards (25.7 avg.) and an 88-yard touchdown. **Personal:** Chris Ortiz was born Sept. 25, 1974 ... he attended Crosby High in Waterbury, Conn.

38 • JASON PARKER • S • 5-11 • 197 • R • TENNESSEE

Signed with the Patriots as a rookie free agent on April 20, 1997. **College:** Jason recorded 283 tackles (203 solo), 11 interceptions, seven tackles for losses and batted 43 passes down during Volunteer career ... three-year starter at free safety ... finished fourth on the team with 58 tackles (37 solo) during his senior season ... redshirted during 1995 season ... All-SEC first-team pick in 1994, voted second team in 1993 ... collected a career-high 13 tackles (12 solo) vs. Louisiana State during 1993 season ... USA Today Fabulous Freshman Team choice ... freshman All-American

first-team selection by the Gridiron Report ... in his first career start as a Volunteer, he had his first interception vs. Florida. **Personal:** Jason Todd Parker was born on Aug. 6, 1974 in Garland, Texas ... rated one of the top five players in high school football by *The Sporting News* while playing free safety and option quarterback at North Garland (Tex.) High ... two-time district MVP ... led the team to the state playoffs three straight seasons ... the first time he tried triple jump, he won the district title (42'6") ... majored in criminal justice ... single.

65 • JUAN PORTER • C • 6-3 • 295 • R • OHIO STATE

Signed with the Patriots as a rookie free agent on April 20, 1997. **College:** Juan was three-year starter and a second-team All-Big Ten Conference selection as a senior at Ohio State ... he was an offensive co-captain as a senior ... credited with 231 knockdown blocks during his career, including 107 during his junior season ... started final 11 games of senior season as the team ranked 10th in the nation in rushing, averaging 236.9 yards per game ... played along side the NFL's 1997 first overall selection, Orlando Pace. **Personal:** Juan Porter was born on Nov. 26, 1973 in Cleveland,

Ohio ... Street and Smith's and USA Today All-American honorable mention at St. Ignatius High in Cleveland ... twice named to the Cleveland Plain Dealer's All-Scholastic team ... All-Ohio Division I first-team choice ... part of 1989 state championship team ... majored in economics ... single.


51 • CHAD REEVES • LB • 6-2 • 250 • 1 • MCNEESE STATE

Signed with the Patriots as a first-year free agent on Feb. 20, 1997. **NFL:** Chad was signed to the Patriots' practice squad on Jan. 3, 1997 and remained there through the Super Bowl ... he was signed to the active 80-man roster nearly a month later ... he was originally signed by the Houston Oilers as a non-drafted free agent following the 1996 NFL draft. **College:** Chad emerged as a starter in his junior season and was named the Southland Conference Newcomer of the Year ... ranked third on the team with 77 tackles ... added two pass interceptions and a blocked kick ... he

was twice named conference player of the week ... played one year at S.W. Louisiana St. before transferring to McNeese State ... earned Southland Conference Rookie of the Year honors in 1994. **Personal:** Chad Reeves was born April 29, 1973 ... he attended Sam Houston High in Moss Bluff, La. and earned all-state honors as a tight end ... caught 43 passes for 613 yards his senior year ... he totaled 52 tackles on defense ... he also lettered in track, earning all-state honor in the discus and javelin, setting school records in both events ... he was college teammates with Michael Warren, also a first-year free agent.




39 • MARK TATE • CB • 5-11 • 185 • R • PENN STATE



Signed with the Patriots as a rookie free agent on April 20, 1997. **College:** Mark recorded 147 tackles (111 solo), two interceptions and batted down 28 passes while starting 29 games during his college career ... recorded a season-high 63 tackles (50 solo) as a senior ... recorded a career-high 13 tackles (12 solo) vs. Indiana ... most consistent and productive performers for the Nittany Lions during his junior season, logging more snaps (869) than any team member ... recorded 10 tackles with a stop for a loss and two pass deflections vs. Michigan. **Personal:** Mark Anthony Tate was

born on March 20, 1974 in Erie, Pennsylvania ... he earned *USA Today* Top-20 recognition and Erie Athlete of the Year at Cathedral (Erie, Pa.) Prep ... picked of 18 passes as a cornerback and gained 2,000 yards with 29 touchdowns as a tailback during his senior season ... voted Erie (Pa.) Athlete of the Year ... lettered four times in basketball ... majored in biology ... single.

10 • SHAWN TURNER • WR • 6-1 • 200 • R • UTAH STATE



Signed with the Patriots as a rookie free agent on April 20, 1997. **College:** Finished college career with 99 catches for 1,437 yards (14.5 avg.) and six touchdowns ... he played in every game as a senior and finished second on the team with 34 receptions for 581 yards (17.1 avg.) and four touchdowns ... saw action in eight games as a junior, catching 14 passes for 125 yards (8.9 avg.) ... started every game as a sophomore, catching 43 passes for 563 yards (13.1 avg.) and a pair of touchdowns ... turned in a career day by recording eight catches for 197 yards vs. Eastern

Washington ... four time track team All-Big West Conference selection ... finished third in the 400 meters at the 1995 Big West Outdoor Championships ... anchored the 1994 Big West Champion 4x100 relay team (3:10.49).

Personal: Shawn Turner was born the son of Leanne Turner on May 18, 1973 in Nampa, Idaho ... All-State and All-Conference selection during his three-year career at Nampa (Id.) High ... competed as quarterback, running back and wide receiver, gaining 800 all-purpose yards as a senior ... all-conference pick in basketball ... grand cousin of Hall of Fame former New York Yankee outfielder, Babe Ruth ... majored in physical education ... single.


49 • MICHAEL WARREN • TE • 6-3 • 274 • R • MCNEESE STATE



Signed with the Patriots as first year free agent on Feb. 20, 1997. **Pro:** Signed with the Baltimore Ravens as an undrafted rookie free agent in 1996 ... released during training camp. **College:** Finished collegiate career with 35 catches for 429 yards (12.3 avg.) and seven touchdowns ... recorded single-season highs with 14 catches for 183 yards (13.1 avg.), four touchdowns and 24 knockdown blocks as a senior ... named preseason All-American by *The Sporting News* ... as a sophomore (1993), he earned first-team all-Southland Conference honors. **Personal:** Michael

Allen Warren was born on Nov. 11, 1972 in Sour Lake, Texas ... all-state and four-time all-district selection at Hardin-Jefferson High in Sour Lake, Texas ... majored in pre-physical therapy ... single.

47 • CHRIS WING • OLB • 6-2 • 240 • R • BOISE STATE



Signed with the Patriots as a rookie free agent on April 20, 1997. **College:** Chris was a third-team All-American selection by *The Poor Man's Guide to the NFL Draft* ... All-Big West Conference first-team pick ... finished career with 176 tackles (110 solo), 18 tackles for loss and 32 sacks for a combined loss of 207 yards ... led the NCAA Division 1-A ranks with 20 quarterback sacks for minus 120 yards during senior season ... ranks third in Bronco team history with 50 tackles behind the line of scrimmage ... recorded four sacks for minus 26 yards and a stop for a 4-yard loss in a

33-22 defeat of Portland State ... recorded 12 tackles (9 solo) with a 3-yard sack and two stops for losses vs. Northwestern State (La.) ... recorded a career-high 13 tackles as a junior, in a 38-14 defeat of Sam Houston State ... originally joined the team as a walk-on. **Personal:** Chris Wing was born May 28, 1971 in Redmond, Wash. ... he was an all-King County selection, recording 93 tackles with 10 sacks as a defensive end in his senior year at Redmond (Wash.) High ... served in the United States Air Force before joining Boise State ... majored in human resource management ... single.



1997 NUMERICAL TRAINING CAMP ROSTER

Ages as of Sept. 1, 1997

NO	NAME	POS	HT	WT	AGE	YR	COLLEGE	ACQUIRED
4	Adam Vinatieri	K	6-0	200	24	2	South Dakota State	FA-96
9	Gerald Carlson	P/K	6-0	195	23	R	Buffalo	FA-97
10	Shawn Turner	WR	6-1	200	24	R	Utah State	FA-97
11	Drew Bledsoe	QB	6-5	233	25	5	Washington State	D1-93
12	Chris Bresnahan	QB	6-5	230	22	R	New Hampshire	FA-97
15	Ray Lucas	WR	6-3	201	25	1	Rutgers	FA-96
16	Scott Zolak	QB	6-5	235	29	7	Maryland	D4-91
17	Tony Gaiter	WR	5-8	170	23	R	Miami (Fla.)	D6-97
18	Chris Ortiz	WR	6-2	202	22	R	S. Connecticut St.	FA-97
19	Tom Tupa	P/QB	6-4	220	31	9	Ohio State	UFA (BAL)-96
21	Steve Israel	CB	5-11	194	28	5	Pittsburgh	UFA (SF)-97
22	David Meggett	RB	5-7	190	31	9	Towson State	UFA (NYG)-95
23	Sedrick Shaw	RB	6-0	214	23	R	Iowa	D3a-97
24	Ty Law	CB	5-11	200	23	3	Michigan	D1-95
25	Larry Whigham	SS	6-2	205	25	4	N.E. Louisiana	FA-94
26	Chris Canty	CB	5-9	185	21	R	Kansas State	D1-97
27	Scooter McGruder	CB	5-11	185	33	8	Kent State	UFA (TB)-96
28	Curtis Martin	RB	5-11	205	24	3	Pittsburgh	D3a-95
29	Derrick Cullors	RB	5-11	205	24	1	Murray State (Ky)	FA-97
30	Corwin Brown	FS	6-1	200	27	5	Michigan	D4b-93
31	Jimmy Hitchcock	CB	5-10	188	25	3	North Carolina	D3b-95
32	Willie Clay	FS	5-10	200	26	6	Georgia Tech	UFA-96
33	Sam Gash	FB	6-0	235	28	6	Penn State	D8-92
34	Rupert Grant	FB	6-1	235	23	3	Howard	FA-95
35	Marrio Grier	RB/FB	5-10	229	25	2	Tenn.-Chattanooga	D6b-96
36	Lawyer Milloy	SS	6-0	208	23	2	Washington	D2-96
38	Jason Parker	SS	5-11	197	23	R	Tennessee	FA-97
39	Mark Tate	CB	6-0	185	23	R	Penn State	FA-97
40	Curtis Jones	CB	6-0	180	23	R	Howard	FA-97
41	Keith Byars	FB/TE	6-1	255	33	12	Ohio State	FA-96
42	Chris Carter	FS	6-1	201	33	R	Texas	D3b-97
46	Kantroy Barber	FB	6-1	243	23	2	West Virginia	D4c-96
47	Chris Wing	OLB	6-2	240	26	R	Boise State	FA-97
48	Lovett Purnell	TE	6-3	245	25	2	West Virginia	D7a-96
49	Michael Warren	TE	6-3	265	24	1	McNeese State	FA-97
50	James Williams	OLB	6-0	245	28	7	Mississippi State	FA-97
51	Chad Reeves	MLB	6-2	250	24	1	McNeese State	FA-97
52	Ted Johnson	MLB	6-3	240	24	3	Colorado	D2-95
53	Chris Slade	OLB	6-5	245	26	5	Virginia	D2a-93
54	Tedy Bruschi	OLB	6-1	245	24	2	Arizona	D3-96
55	Willie McGinest	DE	6-5	255	25	4	Southern Cal	D1-94
58	Marty Moore	MLB	6-1	244	26	4	Kentucky	D7b-94
59	Todd Collins	OLB	6-2	248	27	5	Carson-Newman	D3a-92
60	Scott Rehberg	T	6-8	336	23	R	Central Michigan	D7-97
61	Damon Denson	G	6-3	305	22	R	Michigan	D4a-97
62	Therone McQueen	DT/DE	6-3	280	24	R	N.W. Oklahoma State	FA-97
63	Heath Irwin	G	6-4	300	24	2	Colorado	D4a-96
64	Dave Wohlabaugh	C	6-3	292	25	3	Syracuse	D4-95
65	Juan Porter	C	6-3	295	23	R	Ohio State	FA-97
66	Edward Ellis	T	6-7	340	21	R	Buffalo	D4b-97



1997 NUMERICAL TRAINING CAMP ROSTER

NO	NAME	POS	HT	WT	AGE	YR	COLLEGE	ACQUIRED
67	Mike Gisler	C/G	6-4	300	28	5	Houston	FA-93
68	Max Lane	T	6-6	305	26	4	Navy	D6b-94
69	Marquin Bivins	G	6-3	300	25	1	Alcorn State	FA-97
70	J.R. Conrad	T/G	6-4	300	23	1	Oklahoma	FA-97
71	Todd Rucci	G	6-5	296	27	5	Penn State	D2b-93
72	Devin Wyman	DT	6-7	290	24	2	Kentucky State	D6c-96
74	Chris Sullivan	DE	6-4	279	24	2	Boston College	D4b-96
75	Curtis McGee	G/T	6-4	285	23	R	Georgia Tech	FA-97
76	Tom Claro	T	6-5	305	22	1	Holy Cross	FA-97
77	Zefross Moss	T	6-6	325	31	9	Alabama State	UFA (DET)-97
78	Bruce Armstrong	T	6-4	295	32	11	Louisville	D1-87
80	Troy Brown	WR	5-10	190	26	5	Marshall	FA-94
81	Hason Graham	WR	5-10	176	26	3	Georgia	FA-95
82	Vincent Brisby	WR	6-3	193	26	5	N.E. Louisiana	D2c-93
83	Dietrich Jells	WR	5-10	186	25	2	Pittsburgh	CW (KC)-96
84	Shawn Jefferson	WR	5-11	180	28	7	Central Florida	UFA-96
85	John Burke	TE	6-3	248	25	4	Virginia Tech	D4-94
86	Mike Bartrum	TE	6-5	245	27	4	Marshall	TR (GB)-96
87	Ben Coates	TE	6-5	245	28	7	Livingstone College	D5b-91
88	Terry Glenn	WR	5-11	185	23	2	Ohio State	D1-96
90	Chad Eaton	DT	6-5	300	25	1	Washington State	FA-96
91	Jermaine Miles	DE	6-4	265	23	R	Georgia Tech	FA-97
92	Ferric Collons	DE	6-6	285	27	4	California	TR (GB)-95
93	Monty Brown	OLB	6-1	240	27	5	Ferris State	RFA (BUF)-96
94	Josh Taves	DE/DT	6-7	285	25	1	Northeastern	FA-97
95	Henry Thomas	DT	6-2	277	32	11	Louisiana State	FA-97
96	Mike Jones	DE/DT	6-4	280	28	7	North Carolina State	FA-94
97	Mark Wheeler	DT	6-3	285	27	6	Texas A&M	UFA (TB)-96
98	Brandon Mitchell	DE	6-3	289	22	R	Texas A&M	D2-97
99	Vernon Crawford	OLB	6-3	245	23	R	Florida State	D5-97

ROOKIES

HEAD COACH: PETE CARROLL

Assistant Coaches: Paul Boudreau (offensive line), Jeff Davidson (tight ends), Ray Hamilton (defensive line), Larry Kennan (offensive coordinator), Ron Lynn (secondary), Johnny Parker (strength and conditioning), Andre Patterson (defensive assistant), Bo Pelini (linebackers), Dante Scarnecchia (special teams), Steve Sidwell (defensive coordinator), Carl Smith (assistant head coach-quarterbacks), Steve Walters (wide receivers), Kirby Wilson (running backs).

PATRIOTS PRONUNCIATION GUIDE

Marquin BivinsMAR-quin
 Tedy BruschiTeddy BREW-ski
 Ferric Collons.....COLE - enz
 Marrio Grier.....MARR - ee - oh • GREER
 Willie McGinest.....Mc - ginn - est
 Therone McQueen.....THARE - en
 Zefross Moss.....ZEFF - russ
 Chris Ortiz.....OR - tease
 Lovett Purnell.....LOVE - it
 Todd Rucci.....ROOCH - ee
 Sedrick Shaw.....SAID - rick
 Adam Vinatieri.....VIN - a - TERRY
 Dave Wohlabaugh.....WOOL - uh - bah



1997 ALPHABETICAL TRAINING CAMP ROSTER

NO	NAME	POS	HT	WT	BORN	EXP	COLLEGE	HIGH SCHOOL HOMETOWN
78	Armstrong, Bruce	T	6-4	295	9/7/65	11	Louisville	Miami, Fla.
46	Barber, Kantroy	FB	6-1	243	10/4/73	2	West Virginia	Miami, Fla.
86	Bartrum, Mike	TE	6-5	245	6/23/70	4	Marshall	Pomeroy, Ohio
69	Bivins, Marquin	G	6-3	300	7/24/72	1	Alcorn State	Laurel, Miss.
11	Bledsoe, Drew	QB	6-5	233	2/14/72	5	Washington State	Walla Walla, Wa.
12	Bresnahan, Chris	QB	6-5	230	9/30/74	R	New Hampshire	Syracuse, N.Y.
82	Brisby, Vincent	WR	6-3	193	1/25/71	5	N.E. Louisiana	Lake Charles, La.
30	Brown, Corwin	FS	6-1	200	4/25/70	5	Michigan	Chicago, Ill.
93	Brown, Monty	OLB	6-1	240	4/13/70	5	Ferris State	Bridgeport, Mich.
80	Brown, Troy	WR	5-10	190	7/2/71	5	Marshall	Blackville, S.C.
54	Bruschi, Teddy	OLB	6-1	245	6/9/73	2	Arizona	Roseville, Calif.
85	Burke, John	TE	6-3	248	9/7/71	4	Virginia Tech	Holmdel, N.J.
41	Byars, Keith	FB/TE	6-1	255	10/14/63	12	Ohio State	Dayton, Ohio
26	Canty, Chris	CB	5-9	185	3/30/76	R	Kansas State	Voorhees, N.J.
9	Carlson, Gerald	P/K	6-0	195	7/26/74	R	Buffalo	Randolph, N.Y.
42	Carter, Chris	FS	6-1	201	9/27/74	R	Texas	Tyler, Texas
76	Claro, Tom	T	6-5	305	12/14/74	1	Holy Cross	Floral Park, N.Y.
32	Clay, Willie	FS	5-10	200	9/5/70	6	Georgia Tech	Pittsburgh, Pa.
87	Coates, Ben	TE	6-5	245	8/16/69	7	Livingstone College	Greenwood, S.C.
59	Collins, Todd	OLB	6-2	248	5/27/70	5	Carson-Newman	New Market, Tenn.
92	Collins, Ferric	DE	6-6	285	12/4/69	4	California	Sacramento, Calif.
70	Conrad, J.R.	T/G	6-4	300	2/2/74	1	Oklahoma	Fairland, Okla.
99	Crawford, Vernon	OLB	6-3	245	6/25/74	R	Florida State	Texas City, Texas
29	Cullors, Derrick	RB	5-11	205	12/26/72	1	Murray State (Ky)	Dallas, Texas
61	Denson, Damon	G	6-3	305	2/8/75	R	Michigan	Pittsburgh, Pa.
90	Eaton, Chad	DT	6-5	300	4/6/72	1	Washington State	Puyallup, Wash.
66	Ellis, Edward	T	6-7	340	10/13/75	R	Buffalo	Hamden, Conn.
17	Gaiter, Tony	WR	5-8	170	7/15/74	R	Miami (Fla.)	Miami, Fla.
33	Gash, Sam	FB	6-0	235	3/7/69	6	Penn State	Hendersonville, N.C.
67	Gisler, Mike	C/G	6-4	300	8/26/69	5	Houston	Range, Texas
88	Glenn, Terry	WR	5-11	185	7/23/74	2	Ohio State	Columbus, Ohio
81	Graham, Hason	WR	5-10	176	3/21/71	3	Georgia	Decatur, Ga.
34	Grant, Rupert	FB	6-1	235	11/5/73	3	Howard	Washington, D.C.
35	Grier, Marrio	RB/FB	5-10	229	12/5/71	2	Tenn.-Chattanooga	Charlotte, N.C.
31	Hitchcock, Jimmy	CB	5-10	188	11/9/70	3	North Carolina	Concord, N.C.
63	Inwin, Heath	G	6-4	300	6/27/73	2	Colorado	Seaford, Del.
21	Israel, Steve	CB	5-11	194	3/16/69	5	Pittsburgh	Haddon Heights, N.J.
84	Jefferson, Shawn	WR	5-11	180	2/22/69	7	Central Florida	Jacksonville, Fla.
83	Jells, Dietrich	WR	5-10	186	4/11/72	2	Pittsburgh	Erie, Pa.
52	Johnson, Ted	MLB	6-3	240	12/4/72	3	Colorado	Carlsbad, Calif.
40	Jones, Curtis	CB	6-0	180	6/22/74	R	Howard	Sussex, Va.
96	Jones, Mike	DE/DT	6-4	280	8/25/69	7	North Carolina St.	Columbus, S.C.
68	Lane, Max	T	6-6	305	2/22/71	4	Navy	Norborne, Mo.
24	Law, Ty	CB	5-11	200	2/10/74	3	Michigan	Aliquippa, Pa.
15	Lucas, Ray	WR	6-3	201	8/6/72	1	Rutgers	Harrison, N.J.
28	Martin, Curtis	RB	5-11	205	5/1/73	3	Pittsburgh	Pittsburgh, Pa.
75	McGee, Curtis	G/T	6-4	285	3/28/74	R	Georgia Tech	Marshville, N.C.
55	McGinest, Willie	DE	6-5	255	12/11/71	4	Southern Cal	Long Beach, Calif.
27	McGruder, Scooter	CB	5-11	185	5/6/64	8	Kent State	Cleveland Heights, Ohio
62	McQueen, Therone	DT	6-3	280	2/11/73	R	N.W. Oklahoma St.	Boston, Mass



1997 ALPHABETICAL TRAINING CAMP ROSTER

NO	NAME	POS	HT	WT	BORN	EXP	COLLEGE	HIGH SCHOOL HOMETOWN
22	Meggett, David	RB	5-7	190	4/30/66	9	Towson State	Charleston, S.C.
91	Miles, Jermaine	DE	6-4	265	8/16/74	R	Georgia Tech	Brooklyn, N.Y.
36	Milloy, Lawyer	SS	6-0	208	11/14/73	2	Washington	Tacoma, Wash.
98	Mitchell, Brandon	DE	6-3	289	6/19/75	R	Texas A&M	Abbeville, La.
58	Moore, Marty	MLB	6-1	244	3/19/71	4	Kentucky	Fort Thomas, Ky.
77	Moss, Zefross	T	6-6	325	8/17/66	9	Alabama State	Holt, Ala.
18	Ortiz, Chris	WR	6-2	202	9/25/74	R	S. Connecticut St.	Waterbury, Conn.
38	Parker, Jason	SS	5-11	197	8/6/74	2	Tennessee	Garland, Texas
65	Porter, Juan	C	6-3	295	11/26/73	R	Ohio State	Cleveland, Ohio
48	Purnell, Lovett	TE	6-3	245	4/7/72	2	West Virginia	Seaford, Del.
51	Reeves, Chad	MLB	6-2	250	4/29/73	1	McNeese State	Lake Charles, La.
60	Rehberg, Scott	T	6-8	336	11/17/73	R	Central Michigan	Kalamazoo Mich.
71	Rucci, Todd	G	6-5	296	7/14/70	5	Penn State	Upper Darby, Pa.
23	Shaw, Sedrick	RB	6-0	214	11/16/73	R	Iowa	Austin, Texas
53	Slade, Chris	OLB	6-5	245	1/30/71	5	Virginia	Newport News, Va.
74	Sullivan, Chris	DE	6-4	279	3/14/73	2	Boston College	North Attleboro, Mass.
39	Tate, Mark	CB	6-0	185	3/20/74	R	Penn State	Erie, Pa.
94	Taves, Josh	DE/DT	6-7	285	5/3/72	1	Northeastern	Yarmouth, Mass.
95	Thomas, Henry	DT	6-2	277	1/12/65	11	Louisiana State	Houston, Texas
19	Tupa, Tom	P/QB	6-4	220	2/6/66	9	Ohio State	Cleveland Ohio
10	Turner, Shawn	WR	6-1	200	5/18/73	R	Utah State	Nampa, Idaho
4	Vinatieri, Adam	K	6-0	200	12/28/72	2	South Dakota St.	Rapid City, S.D.
49	Warren, Michael	TE	6-3	265	11/11/72	1	McNeese State	Sour Lake, Texas
97	Wheeler, Mark	DT	6-3	285	4/1/70	6	Texas A&M	San Marcos, Texas
25	Whigham, Larry	SS	6-2	205	6/23/72	4	N.E. Louisiana	Hattiesburg, Miss.
50	Williams, James	OLB	6-0	245	10/10/68	7	Mississippi State	Natchez, Miss.
47	Wing, Chris	OLB	6-2	240	5/28/71	R	Boise State	Redmond, Wash.
64	Wohlabaugh, Dave	C	6-3	292	4/13/72	3	Syracuse	Hamburg, N.Y.
72	Wyman, Devin	DT	6-7	290	8/29/73	2	Kentucky State	East Palo Alto, Calif.
16	Zolak, Scott	QB	6-5	235	12/13/67	7	Maryland	Monongahela, Pa.

ROOKIES

HEAD COACH: PETE CARROLL

Assistant Coaches: Paul Boudreau (offensive line), Jeff Davidson (tight ends), Ray Hamilton (defensive line), Larry Kennan (offensive coordinator), Ron Lynn (secondary), Johnny Parker (strength and conditioning), Andre Patterson (defensive assistant), Bo Pelini (linebackers), Dante Scarnecchia (special teams), Steve Sidwell (defensive coordinator), Carl Smith (assistant head coach-quarterbacks), Steve Walters (wide receivers), Kirby Wilson (running backs).

PATRIOTS PRONUNCIATION GUIDE

Marquin BivinsMAR-quin
 Teddy BruschiTeddy BREW-ski
 Ferric CollonsCOLE - enz
 Marrio GrierMARR - ee - oh • GREER
 Willie McGinestMc - ginn - est
 Therone McQueenTHARE - en
 Zefross MossZEFF - russ
 Chris OrtizOR - tease
 Lovett PurnellLOVE - it
 Todd RucciROOCH - ee
 Sedrick ShawSAID - rick
 Adam VinatieriVIN - a - TERRY
 Dave WohlabaughWOOL - uh - bah



HOW THE 1997 PATRIOTS WERE BUILT

DRAFTEES (Round)

1987- Bruce Armstrong (1)

1991- Scott Zolak (4)
Ben Coates (5)

1992- Todd Collins (3)
Sam Gash (8)

1993- Drew Bledsoe (1)
Chris Slade (2)
Todd Rucci (2)
Vincent Brisby (2)
Corwin Brown (4)
Troy Brown (8)

1994- Willie McGinest (1)
John Burke (4)
Max Lane (6b)
Marty Moore (7b)

1995- Ty Law (1)
Ted Johnson (2)
Curtis Martin (3a)
Jimmy Hitchcock (3b)
David Wohlabagh (4)

1996- Terry Glenn (1)
Lawyer Milloy (2)
Tedy Bruschi (3)
Heath Irwin (4a)
Chris Sullivan (4b)
Kantroy Barber (4c)
Marrio Grier (6b)
Devin Wyman (6c)
Lovett Purnell (7a)
J.R. Conrad (7b)

1997- Chris Canty (1)
Brandon Mitchell (2)
Sedrick Shaw (3a)
Chris Carter (3b)
Damon Denson (4a)
Ed Ellis (4b)
Vernon Crawford (5)
Tony Gaiter (6)
Scott Rehberg (7)

VETERAN FREE AGENTS

(previous team)

1993- Mike Gisler (Houston)

1994- Mike Jones (Arizona)
Larry Whigham (Seattle)

1996- Keith Byars (Miami)
Shawn Jefferson (San Diego)
James Williams (Atlanta)

1997- Henry Thomas (Detroit)

RESTRICTED FAs

1996- Monty Brown (Buffalo)

UNRESTRICTED FAs

1995- David Meggett (NY Giants)

1996- Willie Clay (Detroit)
Scooter McGruder (Tampa Bay)
Tom Tupa (Baltimore)
Mark Wheeler (Tampa Bay)

1997- Zefross Moss (Detroit)
Steve Israel (San Francisco)

TRADES

1995- Ferric Collons (Green Bay)

1996- Mike Bartrum (Green Bay)

CLAIMED OFF WAIVERS

1996- Dietrich Jells (Kansas City)


ROOKIE/1st YEAR FAs

1995- Hason Graham
Rupert Grant

1996- Derrick Cullors
Chad Eaton
Ray Lucas
Adam Vinatieri

1997- Marquin Bivins
Chris Bresnahan
Gerald Carlson
Tom Claro
Curtis Jones
Curtis McGee
Therone McQueen
Jermaine Miles
Chris Ortiz
Jason Parker
Juan Porter
Chad Reeves
Mark Tate
Josh Taves
Shawn Turner
Michael Warren
Chris Wing

1996 Season in Review





FINAL 1996 NFL STANDINGS

AMERICAN FOOTBALL CONFERENCE

AFC EAST	W	L	T	Pct.	PF	PA
PATRIOTS	11	5	0	.688	418	313
Buffalo *	10	6	0	.625	319	266
Indianapolis *	9	7	0	.563	317	334
Miami	8	8	0	.500	339	325
New York Jets	1	15	0	.063	279	454
AFC CENTRAL	W	L	T	Pct.	PF	PA
Pittsburgh	10	6	0	.625	344	257
Jacksonville *	9	7	0	.563	325	335
Cincinnati	8	8	0	.500	372	369
Houston	8	8	0	.500	345	319
Baltimore	4	12	0	.250	371	441
AFC WEST	W	L	T	Pct.	PF	PA
Denver	13	3	0	.813	391	275
Kansas City	9	7	0	.563	297	300
San Diego	8	8	0	.500	310	376
Oakland	7	9	0	.438	340	293
Seattle	7	9	0	.438	317	376

NATIONAL FOOTBALL CONFERENCE

NFC EAST	W	L	T	Pct.	PF	PA
Dallas	10	6	0	.625	286	250
Philadelphia*	10	6	0	.625	363	341
Washington	9	7	0	.563	364	312
Arizona	7	9	0	.438	300	397
NY Giants	6	10	0	.375	242	297
NFC CENTRAL	W	L	T	Pct.	PF	PA
Green Bay	13	3	0	.813	456	210
Minnesota*	9	7	0	.563	298	315
Chicago	7	9	0	.438	283	305
Tampa Bay	6	10	0	.375	221	293
Detroit	5	11	0	.313	302	368
NFC WEST	W	L	T	Pct.	PF	PA
Carolina	12	4	0	.750	367	218
San Francisco*	12	4	0	.750	398	257
St. Louis	6	10	0	.375	303	409
Atlanta	3	13	0	.188	309	461
New Orleans	3	13	0	.188	229	339

* Wild Card Playoff Qualifiers

1996 NFL POSTSEASON RESULTS

AFC First Round

Jacksonville 30, BUFFALO 27
PITTSBURGH 42, Indy 14

NFC First Round

DALLAS 40, Minnesota 15
SAN FRANCISCO 14, Phila. 0

AFC Divisional Playoffs

Jacksonville 30, DENVER 27
PATRIOTS 28, Pittsburgh 3

NFC Divisional Playoffs

GREEN BAY 35, San Fran 14
CAROLINA 26, Dallas 17

AFC Championship Game

PATRIOTS 20, Jacksonville 6

NFC Championship Game

GREEN BAY 30, Carolina 14

Super Bowl XXXI at Louisiana Superdome, New Orleans, LA.

GREEN BAY (NFC) 35, New England (AFC) 21

AFC-NFC Pro Bowl at Honolulu, Hawaii

AFC 26, NFC 23 (OT)

ALL CAPS INDICATE HOME TEAM



1996 STATISTICAL SUMMARY

Preseason Results (3-1)

Date	W-L	Score	Opponent	Attendance
08/02	L	7-24	at Green Bay	57,918
08/12	W	31-7	at Dallas	57,874
08/18	W	37-10	Philadelphia	55,606
08/23	W	27-19	Washington	48,242

Regular Season Results (11-5)

Date	W-L	Score	Opponent	Attendance
09/01	L	10-24	at Miami	71,542
09/08	L	10-17	at Buffalo	78,104
09/15	W	31-0	Arizona	59,118
09/22	W	28-25 OT	Jacksonville	59,446
10/06	W	46-38	at Baltimore	63,569
10/13	L	22-27	Washington	59,638
10/20	W	27-9	at Indianapolis	58,725
10/27	W	28-25	Buffalo	58,858
11/03	W	42-23	Miami	58,942
11/10	W	31-27	at New York Jets	61,715
11/17	L	8-34	Denver	59,452
11/24	W	27-13	Indianapolis	58,226
12/01	W	45-7	at San Diego	59,209
12/08	W	34-10	New York Jets	54,621
12/15	L	6-12	at Dallas	64,578
12/21	W	23-22	at New York Giants	65,387

1996 REVIEW

TEAM STATISTICS

Patriots

Opponents

Total First Downs.....	339	305
Rushing.....	103	102
Passing.....	206	178
Penalty.....	30	25
3rd Down: Made/Att	84/228	82/228
3rd Down Pct.	36.8	36.0
4th Down: Made/Att	19/34	12/22
4th Down Pct.	55.9	54.5
Possession Avg.	30:11	29:49
Total Net Yards.....	5369	5305
Avg. Per Game	335.6	331.6
Total Plays	1085	1063
Avg. Per Play.....	4.9	5.0
Net Yards Rushing	1468	1502
Avg. Per Game.....	91.8	93.9
Total Rushes	427	434
Net Yards Passing	3901	3803
Avg. Per Game	243.8	237.7
Sacked/Yards Lost	30/190	33/252
Gross Yards	4091	4055
Att./Completions	628/374	596/322
Completion Pct.	59.6	54.0
Had Intercepted	15	23
Punts/Average	64/43.2	82/42.5
Net Punting Avg.	64/35.8	82/33.6
Penalties/Yards	97/716	139/1189
Fumbles/Ball Lost	25/12	23/11
Touchdowns	48	34
Rushing	15	14
Passing	27	17
Returns	6	3



1996 INDIVIDUAL OFFENSIVE STATISTICS

SCORE BY PERIODS	1	2	3	4	OT	TOTAL
PATRIOTS	79	123	108	105	3	418
Opponents	59	105	75	74	0	313

SCORING	TD	Ru	Pa	Rt	PAT	FG	S	PTS
Vinatieri	0	0	0	0	39/42	27/35	0	120
Martin	17	14	3	0			0	104
Coates	9	0	9	0			0	56
Glenn	6	0	6	0			0	36
Jefferson	4	0	4	0			0	24
Byars LG	2	0	2	0			0	14
Byars TM	2	0	2	0			0	14
Gash	2	0	2	0			0	14
McGinest	2	0	0	2			0	12
Bartrum	1	0	1	0			0	6
C. Brown	1	0	0	1			0	6
Bruschi	1	0	0	1			0	6
Grier	1	1	0	0			0	6
Law	1	0	0	1			0	6
Meggett	1	0	0	1			0	6
TEAM	0	0	0	0			1	2
Team	48	15	27	6	39/42	27/35	1	418
Opponents	34	14	17	3	28/28	23/29	1	313

2-Pt. Conversions: Byars, Coates, Gash, Martin.
Team 4-6, Opponents 5-6

RUSHING	No	Yds	Avg	Long	TD
Martin	316	1152	3.6	57	14
Meggett	40	122	3.1	12	0
Grier	27	105	3.9	26	1
Glenn	5	42	8.4	26	0
Bledsoe	24	27	1.1	8	0
Gash	8	15	1.9	3	0
Jefferson	1	6	6.0	6	0
Byars LG	2	2	1.0	3	0
Byars TM	2	2	1.0	3	0
Zolak	4	-3	-0.7	0	0
Team	427	1468	3.4	57	15
Opponents	434	1502	3.5	36	14

RECEIVING	No	Yds	Avg	Long	TD
Glenn	90	1132	12.6	37t	6
Coates	62	682	11.0	84t	9
Jefferson	50	771	15.4	42	4
Martin	46	333	7.2	41	3
Meggett	33	292	8.8	26	0
Gash	33	276	8.4	28	2
Byars LG	32	289	9.0	27	2
Byars TM	27	249	9.2	27	2
T. Brown	21	222	10.6	38	0
Graham	5	64	12.8	23	0
W. Moore	3	37	12.3	16	0
Burke	1	19	19.0	19	0
Grier	1	8	8.0	8	0
Jells	1	5	5.0	5	0
Bartrum	1	1	1.0	1t	1
Team	374	4091	10.9	84t	27
Opponents	322	4055	12.6	63t	17

PASSING					Yds/				Sacks/			
	Att	Cmp	Yds	Pct	Att	TD	TD%	Int	Int%	Lg	Yards	Rating
Bledsoe	623	373	4086	59.9	6.56	27	4.3	15	2.4	84t	30/190	83.7
Tupa	2	0	0	0.0	0.00	0	0.0	0	0.0	0	0/0	39.6
Grier	1	0	0	0.0	0.00	0	0.0	0	0.0	0	0/0	39.6
Meggett	1	0	0	0.0	0.00	0	0.0	0	0.0	0	0/0	39.6
Zolak	1	1	5100.0	5.00	0	0.0	0.0	0	0.0	5	0/0	87.5
Team	628	374	4091	59.6	6.51	27	4.3	15	2.4	84t	30/190	83.2
Opponents	596	322	4055	54.0	6.80	17	2.9	23	3.9	63t	33/252	68.9



1996 INDIVIDUAL STATISTICS

INTERCEPTIONS	No	Yds	Avg	Long	TD
Clay	4	50	12.5	35	0
Law	3	45	15.0	38t	1
Smith LG	2	20	10.0	11	0
Smith TM	2	20	10.0	11	0
Hitchcock	2	14	7.0	14	0
Milloy	2	14	7.0	14	0
Henderson	2	7	3.5	7	0
Reynolds	2	7	3.5	7	0
McGinest	1	46	46.0	46t	1
Ray	1	43	43.0	43	0
Collins	1	7	7.0	7	0
Slade	1	2	2.0	2	0
Johnson	1	0	0.0	0	0
Sabb	1	0	0.0	0	0
Team	23	255	11.1	46t	2
Opponents	15	191	12.7	60	1

Sacks: McGinest 9.5, Slade 7.0, Bruschi 4.0, Sagapolutele 3.0, Jones 2.0, Eaton 1.0, Milloy 1.0, Ray 1.0, Smith 1.0, Wheeler 1.0, Wyman 1.0, Collons 0.5, McGruder 0.5, Sabb 0.5, **PATRIOTS 33.0, Opponents 30.0**

PUNTING	No	Yds	Avg	Net	TB	In	Lg	B
Tupa	63	2739	43.5	36.0	7	14	62	0
Vinatieri	1	27	27.0	27.0	0	1	27	0
Team	64	2766	43.2	35.8	7	15	62	0
Opponents	82	3483	42.5	33.6	7	18	58	1

PUNT RETURNS	Ret	FC	Yds	Avg	Long	TD
Meggett	52	9	588	11.3	60t	1
Team	52	9	588	11.3	60t	1
Opponents	34	8	334	9.8	36	0

KICKOFF RETURNS	No	Yds	Avg	Long	TD
Meggett	34	781	23.0	54	0
T. Brown	29	634	21.9	51	0
Gisler	1	9	9.0	9	0
Team	64	1424	22.3	54	0
Opponents	81	1683	20.8	70	0

FIELD GOALS	1-19	20-29	30-39	40-49	50+
Vinatieri	1/1	9/10	8/8	8/14	1/2
Team	1/1	9/10	8/8	8/14	1/2
Opponents	0/0	10/10	10/11	2/6	1/2

Vinatieri:(25G)(42G,45N,25N,47B)(47N,31G)
(23G,30G,29G,44N,41G,40G)(22G,35G,50G)
(24G,35G,29G,43N)(44G,36G)(40G,32G,54N)(30G)(40N)
(26G,22G)(47G)(19G,41G)(21G,30G)(40G)

Opponents:(34G)(33G,37N)(42N,27G)(21G,
48N,24G)(21G,35G,38G)(33G)(45N,39G)(48N,26G,
32G)(52N,28G,47G)(42G,50G)(27G)(23G,36G,35G,
29G)(30G,27G)



PRESS BOX STATISTICS

Fumbles-Lost (25-12)

SYMBOL CHART

TT - Total Tackles
 UT - Unassisted Tackles
 A - Assists
 S-Yds. - Sacks/
 Yards Lost
 I-Ret. - Interceptions /
 Return Yards
 PD - Passes Defensed
 FF - Fumbles Forced
 FR - Fumbles Recovered



1996 HONORS AND AWARDS

BRUCE ARMSTRONG

- 1996 Offensive Team Captain
- First-Team AFC Pro Bowl Selection
- First-Team Football Digest All-Pro
- First-Team Football News All-AFC
- First-Team College & Pro Football Newsweekly All-Pro
- UPI All-AFC First Team
- Second-Team Associated Press All-Pro

DREW BLEDSOE

- Second-Team AFC Pro Bowl Selection
- UPI All-AFC Second Team
- AFC Offensive Player of the Week (Wk 6)
- NFL Miller Lite Player of the Week (Wk 14)
- NFL Miller Lite Player of the Year Finalist
- Staples Star of the Game - Weeks 6, 10, 11
- Miller Lite Player of the Game - Weeks 3, 6, 9, 14

KEITH BYARS

- AFC Pro Bowl Third Alternate

BEN COATES

- Second-Team AFC Pro Bowl Selection
- UPI All-AFC Second Team
- USA Today All-Pro Team
- Third-Team Associated Press All-Pro
- Staples Star of the Game at Miami (9-1)
- Miller Lite Player of the Game - Weeks 1 and 9

SAM GASH

- AFC Pro Bowl First Alternate
- Ed Block Courage Award
- Unsung Hero Award

TERRY GLENN

- Sports Illustrated Rookie of the Year
- UPI AFC Rookie of the Year
- AFC Pro Bowl Second Alternate
- UPI All-AFC First Team
- USA Today All-Pro Team
- College & Pro Football Newsweekly All-Rookie Team
- Football News All-Rookie Team
- Pro Football Weekly/Pro Football Writers of America All-Rookie Team
- NFL Miller Lite Player of the Week - 3rd Place (Week 17)
- Staples Star of the Game - Weeks 2 and 14
- Miller Lite Player of the Game - Weeks 2 and 17

SHAWN JEFFERSON

- Staples Star of the Game vs. Buffalo (10/27)

TED JOHNSON

- USA Today All-Pro Team

MIKE JONES

- 1996 Defensive Team Co-Captain

TY LAW

- Staples Star of the Game at Dallas (12/15)
- Miller Lite Player of the Game Weeks 15 & 16

CURTIS MARTIN

- Second-Team AFC Pro Bowl Selection
- UPI All-AFC Second Team
- Staples Star of the Game - Weeks 3, 7, 8, 12, 13 & 15
- Miller Lite Player of the Game - Weeks 7, 11, 13

WILLIE MCGINEST

- AFC Pro Bowl Second Alternate
- AFC Defensive Player of the Month (October)
- AFC Defensive Player of the Week (Week 8 and Week 14)

DAVID MEGGETT

- First-Team AFC Pro Bowl Selection
- UPI All-AFC First Team
- Second-Team Associated Press All-Pro
- AFC Special Teams Player of the Week (Wk 17)
- AFC Special Teams Player of the Month (December)
- Staples Star of the Game - Weeks 4 and 17

LAWYER MILLOY

- College & Pro Football Newsweekly All-Rookie Team
- Football News All-Rookie Team
- Pro Football Weekly/Pro Football Writers of America All-Rookie Team
- Miller Lite Player of the Game vs. Denver (11/17)

CHRIS SLADE

- 1996 Defensive Team Co-Captain
- Patriots True Value Man of the Year
- AFC Pro Bowl Third Alternate

OTIS SMITH

- NFL Defensive Player of the Week (Championship Week)

TOM TUPA

- AFC Special Teams Player of the Week (Week 9)

ADAM VINATIERI

- College & Pro Football Newsweekly All-Rookie Team
- Football News All-Rookie Team
- Pro Football Weekly/Pro Football Writers of America All-Rookie Team
- AFC Special Teams Player of the Week (Week 4)
- Miller Lite Player of the Game vs. Jacksonville (9-1)

LARRY WHIGHAM

- AFC Pro Bowl First Alternate
- Mackey Award - AFC Special Teams Player of the Year
- Second-Team Football Digest All-Pro
- NFL Special Teams Player of the Week (Championship Game)

DEVIN WYMAN

- Pro Football Weekly/Pro Football Writers of America All-Rookie Team



1996 PLAYOFF STATISTICS

Date	W-L	Score	Opponent	Attendance
01/05	W	28-3	Pittsburgh	60,188
01/12	W	20-6	Jacksonville	60,190
01/26	L	21-35	Green Bay	72,301

TEAM STATISTICS	Patriots	Opponents
Total First Downs	46	46
Rushing	18	21
Passing	25	23
Penalty	3	2
3rd Down: Made/Att	11/40	11/47
3rd Down Pct.	27.5	23.4
4th Down: Made/Att	1/5	2/7
4th Down Pct.	20.0	28.6
Possession Avg.	27:28	32:32
Total Net Yards	837	825
Avg. Per Game	279	275
Total Plays	185	209
Avg. Per Play	4.5	3.9
Net Yards Rushing	310	339
Avg. Per Game	103.3	113
Total Rushes	69	96
Net Yards Passing	527	486
Avg. Per Game	175.7	162
Sacked/Yards Lost	9/71	9/60
Gross Yards	598	546
Att./Completions	107/60	104/50
Completion Pct.	56.1	48.1
Had Intercepted	7	4
Punts/Average	21/43.0	21/40.9
Net Punting Avg.	21/35.5	21/34.7
Penalties/Yards	6/48	10/79
Fumbles/Ball Lost	2/1	3/2
Touchdowns	9	4
Rushing	5	1
Passing	3	2
Returns	1	1

SCORE BY PERIODS	1	2	3	4	OT	TOTAL
PATRIOTS	35	13	7	14	0	69
Opponents	10	20	14	0	0	44

SCORING	TD	Ru	Pa	Rt	PAT	FG	S	PTS
Martin	5	5	0	0	0	0	0	30
Vinatieri	0	0	0	0	9/9	2/3	0	15
Byars	2	0	2	0	0	0	0	12
Coates	1	0	1	0	0	0	0	6
Smith	1	0	0	1	0	0	0	6
Team	9	5	3	1	9/9	2/3	0	69
Opponents	4	1	2	1	3/3	5/6	0	44

2-Pt. Conversions: Team 0-0, Opponents 1-1

Sacks: Bruschi 2.0, Slade 2.0, Collons 1.0, Johnson 1.0, McGinest 1.0, Smith 1.0, Eaton 0.5, Jones 0.5, Team 9.0, Opponent 9.0.

RUSHING	No	Yds	Avg	Long	TD
Martin	49	267	5.4	78t	5
Meggett	6	27	4.5	14	0
Byars	3	9	3.0	7	0
Grier	5	7	1.4	4	0
Bledsoe	3	4	1.3	4	0
Zolak	3	-4	-1.3	-1	0
Team	69	310	4.5	78t	5
Opponents	96	339	3.5	16	1

RECEIVING	No	Yds	Avg	Long	TD
Glenn	12	164	13.7	53	0
Byars	12	111	9.3	34t	2
Jefferson	10	143	14.3	38	0
Coates	10	90	9.0	19	1
Martin	8	55	6.9	20	0
Meggett	6	23	3.8	9	0
Brisby	2	12	6.0	7	0
Team	60	598	10.0	53	3
Opponents	50	546	10.9	81t	2



1996 PLAYOFF STATISTICS (cont.)

PASSING	Att	Cmp	Yds	Pct	Yds/					Sacks/		
					Att	TD	TD%	Int	Int%	Lg	Yards	Rating
Bledsoe	105	59	595	56.2	5.67	3	2.9	7	6.7	53	9/71	54.3
Zolak	2	1	35	0.0	1.50	0	0.0	0	0.0	3	0/0	56.3
Team	107	60	598	56.1	5.59	3	2.8	7	6.5	53	9/71	54.2
Opp.	104	50	546	48.1	5.25	2	1.9	4	3.8	81t	9/60	54.4

INTERCEPTIONS	No	Yds	Avg	Long	TD
Clay	2	14	7.0	14	0
Bruschi	1	12	12.0	12	0
Milloy	1	0	0.0	0	0
Team	4	26	6.5	14	0
Opponents	7	39	5.6	16	0

PUNTING	No	Yds	Avg	Net	TB	In	Lg	B
Tupa	21	904	43.0	35.5	1	8	53	0
Team	21	904	43.0	35.5	1	8	53	0
Opponents	21	859	40.9	34.7	0	2	58	0

PUNT RETURNS	Ret	FC	Yds	Avg	Long	TD
Meggett	14	5	131	9.4	20	0
Team	14	5	131	9.4	20	0
Opponents	15	1	139	9.3	34	0

KICKOFF RETURNS	No	Yds	Avg	Long	TD
Meggett	8	169	21.1	26	0
T.Brown	2	54	27.0	29	0
Graham	1	18	18.0	18	0
Team	11	241	21.9	29	0
Opponents	13	322	24.8	99t	1

FIELD GOALS	1-19	20-29	30-39	40-49	50+
Vinatieri	0/0	2/2	0/0	0/1	0/0
Team	0/0	2/2	0/0	0/1	0/0
Opponents	0/0	2/2	3/3	0/1	0/0

Vinatieri:() (29G,20G,46N) ()

Opponents:(29G) (32G,28G)(37G,31G,47wr)

Name	TT	UT	Defensive Statistics							Special Teams					
			A	S-Yds	I-Ret	PD	FF	FR		TT	UT	A	FF	FR	B
Johnson	29	22	7	1.0-5.0	-	-	-	-	-	-	-	-	-	-	-
Slade	28	20	8	2.0-9.5	-	-	1	-	-	-	-	-	-	-	-
Collins	21	11	10	-	-	-	-	-	-	2	2	0	-	-	-
Milloy	20	13	7	-	1-0	1	-	-	-	-	-	-	-	-	-
McGinest	16	10	6	1.0-7.0	-	1	-	-	-	-	-	-	-	-	-
Clay	14	7	7	-	2-14	2	-	-	-	-	-	-	-	-	-
Wheeler	13	7	6	-	-	-	-	-	-	-	-	-	-	-	-
Henderson	11	9	2	-	-	-	-	-	-	1	0	1	-	-	-
Law	10	7	3	-	-	1	-	-	-	-	-	-	-	-	-
Smith	10	8	2	1.0-7.0	-	3	-	1	-	-	-	-	-	-	-
Brown, C.	10	7	3	-	-	1	-	-	-	1	1	0	-	-	-
Bruschi	7	7	0	2.0-14.0	1-12	2	-	-	-	4	2	2	-	-	-
Sagapolutele	6	4	2	-	-	-	-	-	-	-	-	-	-	-	-
Collons	6	5	1	1.0-10.0	-	-	-	-	-	-	-	-	-	-	-
McGruder	5	4	1	-	-	1	-	-	-	3	1	2	-	-	-
Jones	4	1	3	0.5-3.5	-	-	-	-	-	-	-	-	-	-	-
Eaton	3	2	1	0.5-4.0	-	-	-	-	-	-	-	-	-	-	-
Sabb	2	1	1	-	-	-	-	-	-	1	1	0	-	-	-
Whigham	1	1	0	-	-	-	-	-	-	4	4	0	-	-	-
Ray	1	0	1	-	-	-	-	-	-	4	4	0	-	-	-
Moore	0	0	0	-	-	-	-	-	-	4	4	0	1	-	-
Bartrum	0	0	0	-	-	-	-	-	-	4	4	0	-	1	-
Lucas	0	0	0	-	-	-	-	-	-	2	2	0	-	-	-
Sullivan	0	0	0	-	-	-	-	-	-	1	0	1	-	-	-
Grier	0	0	0	-	-	-	-	-	-	1	1	0	-	-	-
Vinatieri	0	0	0	-	-	-	-	-	-	1	1	0	-	-	-
Totals	217	146	71	9.0-60.0	4-26	12	1	1	33	27	6	1	1	0	0



1996 GAME-BY-GAME TEAM OFFENSE

1996 GAME-BY-GAME TEAM OFFENSE

OPPONENT	FIRST DOWNS					TOTAL OFFENSE				—RUSHING—			—PASSING—				PENALTIES		—PUNTS—	
	T	R	P	PN	YDS	PL	AVG	YDS	ATT	AVG	NET	S/YL	GROSS	ATT - C	PCT	TD - INT	NO	YDS	NO	AVG
09/01 at Miami	16	3	9	4	229	56	5.3	29	14	2.1	200	4/21	221	38-19	50.0	1-2	4	31	2	47.0
09/08 at Buffalo	23	7	12	4	293	86	3.6	114	35	3.3	179	4/31	210	47-21	44.7	1-0	4	57	4	45.5
09/15 Arizona	26	10	16	0	384	82	3.5	163	43	3.8	221	2/5	226	37-22	59.5	3-0	6	45	5	44.0
09/22 Jacksonville	26	9	14	3	353	79	8.5	123	31	4.0	230	4/25	255	44-27	61.4	1-1	6	30	2	38.0
10/06 at Baltimore	26	3	18	5	364	62	6.1	54	23	2.3	310	0/0	310	39-25	64.1	4-0	8	44	4	39.0
10/13 Washington	23	10	10	3	382	73	5.7	177	23	7.7	205	2/17	222	48-23	47.9	0-1	4	24	2	47.0
10/20 at Indianapolis	15	5	9	1	222	55	4.7	80	31	2.6	142	0/0	142	24-14	58.3	1-0	9	75	6	46.0
10/27 Buffalo	23	5	17	1	417	75	5.2	59	28	2.1	358	2/15	373	45-32	71.1	1-0	9	63	4	50.3
11/03 Miami	28	6	17	5	468	63	5.6	59	21	2.8	409	1/10	419	41-30	73.2	3-2	6	62	5	48.8
11/10 at N.Y. Jets	21	8	13	0	343	53	5.2	68	17	4.0	275	2/22	297	34-24	70.6	3-2	7	48	1	47.0
11/17 Denver	12	3	9	0	218	53	4.4	17	9	1.9	201	2/11	212	42-22	52.4	0-1	6	34	5	45.0
11/24 Indianapolis	25	11	14	0	429	76	3.4	195	44	4.4	234	2/8	242	30-21	70.0	2-0	3	30	4	38.8
12/01 at San Diego	15	3	12	0	313	67	3.4	84	36	2.3	229	2/3	232	29-19	65.5	4-0	8	65	7	46.3
12/08 N.Y. Jets	27	11	14	2	367	77	3.9	119	33	3.6	248	1/3	251	43-24	55.8	1-1	9	55	4	35.5
12/15 at Dallas	16	5	9	2	279	61	3.1	101	21	4.8	178	0/0	178	40-20	50.0	0-3	4	29	3	37.7
12/21 at N.Y. Giants	17	4	13	0	308	67	3.1	26	18	1.4	282	2/19	301	47-31	66.0	2-2	4	24	6	36.2
96 TOTALS	339	103	206	30	5369	1085	4.4	1468	427	3.4	3901	30/190	4091	628-374	59.6	27-15	97	716	64	43.2



1996 GAME-BY-GAME TEAM DEFENSE

1996 GAME-BY-GAME TEAM DEFENSE

OPPONENT	FIRST DOWNS				TOTAL OFFENSE			—RUSHING—			—PASSING—				PENALTIES		—PUNTS—			
	T	R	P	PN	YDS	PL	AVG	YDS	ATT	AVG	NET	S/YL	GROSS	ATT - C	PCT	TD - INT	NO	YDS	NO	AVG
09/01 at Miami	19	8	9	2	322	61	5.3	146	39	3.7	176	0/0	176	22-16	72.7	0-1	9	55	5	41.6
09/08 at Buffalo	15	9	4	2	231	64	3.6	77	35	2.2	154	2/19	173	27-14	51.9	1-3	10	109	7	42.3
09/15 Arizona	9	3	5	1	170	48	3.5	46	16	2.9	124	1/9	133	31-13	41.9	0-3	5	45	7	42.9
09/22 Jacksonville	12	1	11	0	442	52	8.5	29	11	2.6	413	2/19	432	39-23	59.0	3-1	17	148	5	40.6
10/06 at Baltimore	28	8	19	1	463	76	6.1	133	28	4.8	330	3/23	353	45-29	64.4	3-1	13	146	6	35.5
10/13 Washington	22	6	15	1	384	67	5.7	108	32	3.4	276	1/4	280	34-18	52.9	2-0	10	99	5	44.2
10/20 at Indianapolis	27	4	20	3	364	77	4.7	45	18	2.5	319	4/23	342	55-36	65.5	0-0	6	49	2	49.5
10/27 Buffalo	18	9	7	2	337	65	5.2	141	32	4.4	196	1/8	204	32-15	46.9	2-1	9	67	7	43.7
11/03 Miami	22	9	11	2	430	77	5.6	115	33	3.5	315	2/16	331	42-24	57.1	0-1	14	105	6	43.8
11/10 at N.Y. Jets	28	11	13	4	422	81	5.2	142	36	3.9	280	1/1	281	44-22	50.0	1-1	4	35	2	34.5
11/17 Denver	26	12	12	2	422	73	4.4	198	45	4.4	224	1/6	230	27-16	59.3	1-1	5	52	3	44.7
11/24 Indianapolis	15	3	12	0	291	53	3.4	44	13	3.4	247	0/0	247	40-22	55.0	1-1	5	40	5	45.0
12/01 at San Diego	15	3	11	1	236	72	3.4	32	15	3.4	204	6/58	262	51-22	43.1	1-4	6	48	7	45.0
12/08 N.Y. Jets	16	3	12	1	244	63	3.9	42	14	3.9	202	4/25	227	45-22	48.9	1-2	10	64	5	41.6
12/15at Dallas	16	7	7	2	251	66	3.1	107	35	3.1	144	3/25	169	28-16	57.1	0-2	8	67	4	45.8
12/21at N.Y. Giants	17	6	10	1	296	68	3.1	97	32	3.1	199	2/16	215	34-14	41.2	0-1	8	56	6	40.0
'96 TOTALS	305	102	178	25	5305	1063	5.0	1502	434	3.5	3803	33/252	4055	596-322	54.0	16-23	139	1185	82	42.5

1996 REVIEW



1996 GAME-BY-GAME PASSING STATISTICS

BLED SOE

ZOLAK

TUPA

MEGGETT

GRIER

Game	Att	Comp	Yds	TD	Lg	Int	SK-Yds	Att	Comp	Yds	TD	Lg	Int	S-Yds	Date	Opp.	Att	Comp	Yds	TD	Int
09/01 at Miami	38	19	221	1	29	2	4-21					inactive			09/08	at Buf.	1	0	0	0	0
09/08 at Buffalo	46	21	210	1	37	0	4-31					inactive			11/17	Den.	1	0	0	0	0
09/15 Arizona	35	21	221	3	23	0	2-5	1	1	5	0	5	0	0-0	Totals		2	0	0	0	0
09/22 Jacksonville	44	27	255	1	32	1	4-25					inactive									
10/06 at Baltimore	39	25	310	4	35	0	0-0					inactive									
10/13 Washington	48	23	222	0	34	1	2-17					inactive									
10/20 at Indianapolis	24	14	142	1	24	0	0-0					inactive			09/15	Ariz.	1	0	0	0	0
10/27 Buffalo	45	32	373	1	42	0	2-15					inactive			Totals		1	0	0	0	0
11/03 Miami	41	30	419	3	84	2	1-10					inactive									
11/10 at NY Jets	34	24	297	3	31	2	2-22					inactive									
11/17 Denver	41	22	212	0	39	1	2-11					inactive									
11/24 Indianapolis	30	21	242	2	28	0	2-8					inactive			12/8	NY Jets	1	0	0	0	0
12/01 at San Diego	29	19	232	4	25	0	2-3	0	0	0	0	0	0	0-0	Totals		1	0	0	0	0
12/08 NY Jets	42	24	251	1	19	1	1-3					inactive									
12/15 at Dallas	40	20	178	0	29	3	0-0					inactive									
12/21 at NY Giants	47	31	301	2	38	2	2-19					inactive									
1996 Totals	623	373	4086	27	84	15	30-190	1	1	5	0	5	0	0-0							



1996 GAME-BY-GAME RUSHING STATISTICS

Game	MARTIN					MEGETT					GRIER					GLENN					BLEDSOE				
	Att	Yds	Avg	Lg	TD	Att	Yds	Avg	Lg	TD	Att	Yds	Avg	Lg	TD	Att	Yds	Avg	Lg	TD	Att	Yds	Avg	Lg	TD
09/01 at Miami	11	23	2.1	7	0	1	1	1.0	1	0	-	-	-	-	-	-	-	-	-	-	1	-1	-1.0	-1	0
09/08 at Buffalo	28	90	3.2	13	0	4	17	4.3	12	0	-	-	-	-	-	-	-	-	-	-	-	-	-	-	0
09/15 Arizona	27	92	3.4	11	1	7	26	3.7	9	0	5	28	5.6	16	0	-	14	14.0	14	0	1	14	2.0	8	0
09/22 Jacksonville	24	95	4.0	19	1	4	12	3.0	6	0	-	-	-	-	-	-	-	-	-	-	3	16	5.3	8	0
10/06 at Baltimore	20	52	2.6	18	0	1	2	2.0	2	0	-	-	-	-	-	-	-	-	-	-	1	1	1.0	1	0
10/13 Washington	17	164	9.6	57	2	2	5	2.5	4	0	-	-	-	-	-	1	-1	-1.0	-1	0	1	1	0.5	2	0
10/20 at Indianapolis	25	75	3.0	19	2	5	6	1.5	5	0	-	-	-	-	-	1	5	5.0	5	0	2	2	0.4	6	0
10/27 Buffalo	21	54	2.6	10	1	4	6	1.5	5	0	-	-	-	-	-	-	-	-	-	-	3	-1	-0.3	1	0
11/03 Miami	18	53	2.9	37	3	3	6	2.0	5	0	-	-	-	-	-	-	-	-	-	-	-	-	-	-	0
11/10 at NY Jets	15	43	2.9	12	1	-	-	-	-	-	-	-	-	-	-	1	26	26.0	26	0	1	-1	-1.0	-1	0
11/17 Denver	7	13	1.9	7	1	1	1	1.0	1	0	-	-	-	-	-	-	-	-	-	-	1	3	3.0	3	0
11/24 Indianapolis	35	141	4.0	121	1	3	13	4.3	10	0	3	35	11.7	26	0	-	-	-	-	-	1	4	4.0	4	0
12/01 at San Diego	19	63	3.3	19	0	1	2	2.0	2	0	12	23	1.9	11	0	-	-	-	-	-	1	-1	-1.0	-1	0
12/08 NY Jets	21	94	4.5	191	1	1	1	1.0	1	0	7	19	2.7	11	1	-	-	-	-	-	2	3	1.5	2	0
12/15 at Dallas	20	91	4.6	21	0	1	10	10.0	10	0	-	-	-	-	-	1	-2	-2.0	-2	0	-	-	-	-	0
12/21 at NY Giants	8	9	1.1	5	0	7	20	2.9	11	0	-	-	-	-	-	-	-	-	-	-	2	-1	-0.5	0	0
1996 Totals	316	1152	3.6	57	14	40	122	3.1	12	0	27	105	3.9	26	1	5	42	8.4	26	0	24	27	1.1	8	0

Game	GASH					JEFFERSON					ZOLAK					BYARS				
	Att	Yds	Avg	Lg	TD	Att	Yds	Avg	Lg	TD	Att	Yds	Avg	Lg	TD	Att	Yds	Avg	Lg	TD
09/01 at Miami	-	-	-	-	-	1	6	6.0	6	0	-	-	-	-	-	-	-	-	-	-
09/08 at Buffalo	3	7	2.3	3	0	-	-	-	-	-	1	0	0.0	0	0	-	-	-	-	-
09/15 Arizona	1	1	1.0	1	0	-	-	-	-	-	-	-	-	-	-	-	-	-	-	-
09/22 Jacksonville	-	-	-	-	-	-	-	-	-	-	-	-	-	-	-	-	-	-	-	-
10/06 at Baltimore	-	-	-	-	-	-	-	-	-	-	-	-	-	-	-	-	-	-	-	-
10/13 Washington	1	2	2.0	2	0	-	-	-	-	-	-	-	-	-	-	-	-	-	-	-
10/20 at Indianapolis	1	3	3.0	3	0	-	-	-	-	-	-	-	-	-	-	-	-	-	-	-
10/27 Buffalo	-	-	-	-	-	-	-	-	-	-	-	-	-	-	-	-	-	-	-	-
11/03 Miami	-	-	-	-	-	-	-	-	-	-	-	-	-	-	-	-	-	-	-	-
11/10 at NY Jets	-	-	-	-	-	-	-	-	-	-	-	-	-	-	-	-	-	-	-	-
11/17 Denver	-	-	-	-	-	-	-	-	-	-	-	-	-	-	-	-	-	-	-	-
11/24 Indianapolis	-	-	-	-	-	-	-	-	-	-	-	-	-	-	-	-	-	-	-	-
12/01 at San Diego	-	-	-	-	-	-	-	-	-	-	3	-3	-1.0	-1	0	2	2	1.0	3	0
12/08 NY Jets	2	2	1.0	2	0	-	-	-	-	-	-	-	-	-	-	-	-	-	-	-
12/15 at Dallas	-	-	-	-	-	-	-	-	-	-	-	-	-	-	-	-	-	-	-	-
12/21 at NY Giants	-	-	-	-	-	-	-	-	-	-	-	-	-	-	-	-	-	-	-	-
1996 Totals	8	15	1.9	3	0	1	6	6.0	6	0	4	-3	-0.8	0	0	2	2	1.0	3	0

signed on 10/15

1996 REVIEW



1996 GAME-BY-GAME DEFENSIVE STATISTICS

Date	Opponent	JOHNSON			CLAY			MILLOY			SLADE			MCGINEST			COLLINS			WHEELER		
		TT	UT	A	S-Y	I-Y	TT	UT	A	S-Y	I-Y	TT	UT	A	S-Y	I-Y	TT	UT	A	S-Y	I-Y	
09/01	at Miami	6	6	3	-	-	5	5	1	-	-	1	1	4	1	-	1	1	2	4	-	
09/08	at Buffalo	7	4	3	-	1-15	7	6	1	-	1-2	10	6	4	1-9	-	2	2	1	4	-	
09/15	Arizona	5	3	2	-	1-0	3	3	1	-	-	9	7	2	1-9	-	3	5	1	4	1-7	
09/22	Jacksonville	4	3	1	-	-	5	2	3	-	-	6	4	2	1-8	-	3	1	1	4	-	
10/06	at Baltimore	5	5	1	-	1-0	8	8	1	-	-	4	4	1	-	-	2	1	0	2	-	
10/13	Washington	14	9	5	-	-	6	5	1	-	-	2	4	1	1-4	-	7	3	4	5	-	
10/20	at Indianapolis	4	3	1	-	-	8	8	-	-	-	4	4	-	-	-	5	4	0	1	-	
10/27	Buffalo	10	8	2	-	-	5	5	4	-	-	5	3	2	2-12	1-46t	2	1	2	1	-	
11/03	Miami	9	3	6	-	-	8	4	4	-	-	7	6	3	2-16	-	9	7	2	3	-	
11/10	at NY Jets	9	7	2	-	1-35	10	6	3	-	-	2	2	4	1-1	-	6	5	1	3	-	
11/17	Denver	8	7	1	-	-	9	3	6	-	1-14	9	5	4	1-6	-	12	9	3	4	-	
11/24	Indianapolis	5	2	3	-	-	8	6	2	-	-	1	1	-	-	-	1	0	1	1	-	
12/01	at San Diego	6	6	-	-	-	1	1	-	1-0	1-22	4	3	1	0.5-4.5	-	1	3	0	1	1-8	
12/08	NY Jets	3	3	-	-	-	3	3	-	1-7	1-8	3	3	-	-	-	6	3	3	2	-	
12/15	at Dallas	11	9	2	-	-	4	4	-	-	1-11	1	1	-	-	-	7	6	1	1	-	
12/21	at NY Giants	9	9	0	-	-	8	5	3	-	-	4	3	1	-	-	3	2	1	2	-	
1996 Totals		115	87	28	0-0	4-50	92	73	19	0-0	1-2	69	50	19	7-73	1-46	65	46	19	0-0	1-7	
																	62	36	26	1-8	0-0	

Date	Opponent	LAW			RAY			JONES			M. BROWN			HITCHCOCK			REYNOLDS			SMITH		
		TT	UT	A	S-Y	I-Y	TT	UT	A	S-Y	I-Y	TT	UT	A	S-Yds	I-Y	TT	UT	A	S-Y	I-Y	
09/01	at Miami	5	5	1	-	-	6	5	1	-	-	3	3	1	-	-	3	3	1	-	-	
09/08	at Buffalo	6	5	1	-	1-43	7	3	4	-	-	1	1	1	-	-	3	2	1	-	1-7	
09/15	Arizona	3	2	1	-	-	3	2	1	-	-	2	2	1	-	-	1	1	1	-	1-0	
09/22	Jacksonville	3	3	1	-	-	5	2	3	-	-	-	-	2	2	-	-	2	2	-	-	
10/06	at Baltimore	4	4	-	-	1-14	6	5	1	-	-	1	1	1	-	-	2	7	1	-	-	
10/13	Washington	7	7	-	-	-	5	3	2	-	-	5	3	2	-	-	2	1	-	-	-	
10/20	at Indianapolis	12	10	2	-	-	2	2	1	1-5	-	5	2	3	-	-	3	2	1	-	-	
10/27	Buffalo	5	3	2	-	-	4	1	3	-	-	4	1	3	-	-	7	6	1	-	-	
11/03	Miami	1	1	-	-	-	4	1	4	-	-	3	2	1	-	1-0	2	1	1	-	-	
11/10	at NY Jets	-	-	-	-	-	-	-	-	-	-	3	2	1	-	-	6	6	2	-	-	
11/17	Denver	-	-	-	-	-	1	1	1	-	-	5	2	3	-	-	4	2	2	-	-	
11/24	Indianapolis	-	-	-	-	-	1	1	1	-	-	3	2	1	-	-	4	2	2	-	-	
12/01	at San Diego	-	-	-	-	-	1	1	-	-	-	3	2	1	-	-	8	6	2	-	-	
12/08	NY Jets	-	-	-	-	-	1	1	-	-	-	3	3	-	-	-	3	3	-	-	-	
12/15	at Dallas	-	-	-	-	-	-	-	-	-	-	Placed On Injured Reserved	-	-	-	-	-	-	-	-	-	
12/21	at NY Giants	-	-	-	-	-	-	-	-	-	-	-	-	-	-	-	-	-	-	-	-	
1996 Totals		62	56	6	0-0	3-45	45	23	22	1-14	1-43	34	20	14	0-0	2-14	32	27	5	0-0	2-7	
																	32	25	7	0-0	2-7	
																	31	26	5	1-7	2-20	

1996 REVIEW



1996 GAME-BY-GAME DEFENSIVE STATISTICS

Date Opponent	SAGAPOLUTELLE			McGRUDER			COLLONS			SABB			WYMAN			WHIGHAM			C. BROWN		
	TT	UT	A	S-Y	I-Y	TT	UT	A	S-Y	I-Y	TT	UT	A	S-Y	I-Y	TT	UT	A	S-Y	I-Y	
09/01 at Miami	1	1									3	3				1	1				
09/08 at Buffalo																					
09/15 Arizona											2	2				1	1				
09/22 Jacksonville																					
10/06 at Baltimore																					
10/13 Washington																					
10/20 at Indianapolis																					
10/27 Buffalo	1	1		1-6							3	3									
11/03 Miami	6	2	4																		
11/10 at NY Jets	6	4	2								2	1									
11/17 Denver	3	2									1	1									
11/24 Indianapolis	3	2	1																		
12/01 at San Diego				inactive															inactive		
12/08 NY Jets	2	2		1-6							1	1							1		
12/15 at Dallas	5	4	1	1-2							2	1							2	1	
12/21 at NY Giants											3	2							1		
1996 Totals	28	20	8	3-14	0-0	21	18	3	0.5-4.5	0-0	19	15	4	0.5-3.5	1-0	17	11	6	0.5-3.5	1-11	0-0

Date Opponent	BRUSCHI			HENDERSON			EATON			SULLIVAN			MOORE			LEWIS					
	TT	UT	A	S-Y	I-Y	TT	UT	A	S-Y	I-Y	TT	UT	A	S-Y	I-Y	TT	UT	A	S-Y	I-Y	
09/01 at Miami																					
09/08 at Buffalo																					
09/15 Arizona	1	1																	inactive		
09/22 Jacksonville																					
10/06 at Baltimore	2	2		2-9																	
10/13 Washington																					
10/20 at Indianapolis	1	1																			
10/27 Buffalo	1	1																			
11/03 Miami																					
11/10 at NY Jets																					
11/17 Denver																			inactive		
11/24 Indianapolis	1	1																	inactive		
12/01 at San Diego	2	2		1-9															waived 11/19		
12/08 NY Jets	3	3		1-8															re-signed/placed on IR		
12/15 at Dallas																					
12/21 at NY Giants																					
1996 Totals	11	10	1	4-26	0-0	6	6	0	0-0	2-7	4	3	1	1-4	0-0	2	2	0	0-0	0-0	0-0



1996 PLAYER PARTICIPATION CHART

	GP/GS	at Miami	at Buffalo	Arizona	Jacksonville	at Baltimore	Washington	at Indianapolis	Buffalo	Miami	at NY Jets	Denver	Indianapolis	at San Diego	NY Jets	at Dallas	at NY Giants
Armstrong	16/16	LT	LT	LT	LT	LT	LT	LT	LT	LT	LT	LT	LT	LT	LT	LT	LT
Barber	0	0	x	x	x	x	x	x	placed on injured reserve					10/15			
Barnett	1/0							signed on 11/19					sub		released 11/29		
Bartrum	16/0	sub	sub	sub	sub	sub	sub	sub	sub	sub	sub	sub	sub	sub	sub	sub	sub
Bledsoe	16/16	QB	QB	QB	QB	QB	QB	QB	QB	QB	QB	QB	QB	QB	QB	QB	QB
Brisby	3/0	x	x	x	x	x	x	x	x	x	sub	x	x	sub	sub	x	
Brown, C.	14/0	sub	sub	sub	sub	sub	sub	x	x	sub	sub	sub	sub	sub	sub	sub	sub
Brown, M.	11/7	RLB	sub	RLB	x	x	RLB	LLB	LLB	sub	sub	sub	LLB	LLB	placed on IR 12/3		
Brown, T.	16/0	sub	sub	sub	sub	sub	sub	sub	sub	sub	sub	sub	sub	sub	sub	sub	sub
Bruschi	16/0	sub	sub	sub	sub	sub	sub	sub	sub	sub	sub	sub	sub	sub	sub	sub	sub
Burke	11/2	TE	sub	sub	sub	sub	sub	x	sub	sub	sub	dnp	TE	x	x	sub	x
Byars	10/6			signed 10/15			TE	TE	TE	sub	sub	sub	sub	TE	FB	FB	
Clay	16/16	FS	FS	FS	FS	FS	FS	RCB	FS	FS	FS	FS	FS	FS	FS	FS	FS
Coates	16/15	TE	TE	TE	TE	TE	TE	TE	TE	TE	TE	sub	TE	TE	TE	TE	
Collins	16/9	sub	RLB	sub	RLB	RLB	sub	sub	sub	LLB	RLB	LLB	sub	sub	LLB	LLB	LLB
Collons	15/5	sub	sub	sub	sub	sub	sub	sub	sub	sub	sub	LDT	x	LDE	LDE	LDE	LDE
Dellenbach	2/0	sub	sub	released 9/10													
Eaton	4/0							signed 11/29					sub	sub	sub	sub	
Gash	14/9	sub	FB	FB	FB	FB	sub	sub	sub	FB	FB	FB	FB	sub	on IR		
Gisler	14/0	signed 9/10	sub	sub	sub	sub	sub	sub	sub	sub	sub	sub	sub	sub	sub	sub	sub
Glenn	15/15	x	WR	WR	WR	WR	WR	WR	WR	WR	WR	WR	WR	WR	WR	WR	WR
Graham	9/0	sub	sub	sub	sub	dnp	x	x	sub	sub	sub	x	sub	sub	x	x	x
Grier	16/0	sub	sub	sub	sub	sub	sub	sub	sub	sub	sub	sub	sub	sub	sub	sub	sub
Henderson	7/0						signed 11/5			sub	sub	sub	sub	sub	sub	sub	sub
Hitchcock	13/5	sub	sub	sub	sub	sub	RCB	sub	RCB	RCB	RCB	RCB	sub	x	sub	x	x
Irwin	0/0	x	x	x	x	x	x	x	x	x	x	x	x	x	x	x	x
Jefferson	15/15	WR	x	WR	WR	WR	WR	WR	WR	WR	WR	WR	WR	WR	WR	WR	WR
Jells	7/1	x	WR	sub	sub	sub	sub	sub	x	x	x	x	x	x	x	x	sub
Johnson	16/16	MLB	LLB	MLB	MLB	MLB	MLB	MLB	MLB	MLB	MLB	MLB	MLB	MLB	MLB	MLB	MLB
Jones	16/12	LDE	LDT	LDE	LDE	LDE	LDE	RDE	RDE	RDE	LDE	RDT	LDE	sub	sub	sub	sub
Kratch	8/4	RG	RG	RG	RG	x	dnp	dnp	sub	x	x	x	x	x	sub	sub	sub
Lane	16/16	RT	RT	RT	RT	RT	RT	RT	RT	RT	RT	RT	RT	RT	RT	RT	RT
Law	13/12	LCB	LCB	LCB	LCB	LCB	LCB	LCB	LCB	x	x	x	sub	LCB	LCB	LCB	
Lewis	7/0	sub	sub	x	sub	sub	sub	sub	sub	x	x	x	released 11/19/96				
Lucas	2/0			activated from practice squad 12/12											sub	sub	
Martin	16/15	RB	RB	RB	RB	RB	RB	RB	RB	RB	RB	RB	RB	RB	sub	RB	RB
McGinest	16/16	RDE	RDE	RDE	RDE	RDE	RDE	LDE	LDE	RDE	RDE	RDE	RDE	RDE	RDE	RDE	RDE
McGruder	14/0	signed 9/10	sub	sub	sub	sub	sub	sub	sub	sub	sub	sub	sub	sub	sub	sub	sub
Meggett	16/1	sub	sub	sub	sub	sub	sub	sub	sub	sub	sub	sub	sub	sub	RB	sub	sub
Milloy	16/10	sub	sub	sub	sub	sub	sub	FS	SS	SS	SS	SS	SS	SS	SS	SS	SS
Moore	16/0	sub	sub	sub	sub	sub	sub	sub	sub	sub	sub	sub	sub	sub	sub	sub	sub
Moore	2/1	WR	sub	released 9/10													
Purnell	2/0	sub	x	x	x	x	released 10/9		activated from P.S. on 12/10					x	sub		
Ray	16/7	SS	SS	SS	SS	SS	SS	SS	sub	sub	sub	sub	sub	sub	sub	sub	sub
Reynolds	11/9	RCB	RCB	RCB	RCB	RCB	x	x	sub	LCB	LCB	LCB	LCB	sub	dnp	dnp	
Richards	5/0			claimed off waivers 10/23				x	sub	sub	sub	sub	sub	x	x	x	
Roberts	16/16	LG	LG	LG	LG	LG	LG	LG	LG	LG	LG	LG	LG	LG	LG	LG	LG
Rucci	16/12	sub	sub	sub	sub	RG	RG	RG	RG	RG	RG	RG	RG	RG	RG	RG	RG
Sabb	16/7	LLB	sub	sub	sub	sub	sub	sub	sub	sub	LLB	sub	RLB	RLB	RLB	RLB	RLB
Sagapolutele	15/10	sub	sub	sub	sub	RDT	RDT	RDT	RDT	RDT	RDT	sub	x	RDT	RDT	RDT	RDT
Scott	1/0	x	x	x	x	x	x	sub	x	x	released 11/5						
Slade	16/9	sub	LDE	LLB	LLB	LLB	LLB	RLB	RLB	RLB	sub	LDE	sub	sub	sub	sub	sub
Smith	11/6			signed 10/9			sub	sub	sub	sub	sub	DB	RCB	RCB	RCB	RCB	RCB
Sullivan	16/0	sub	sub	sub	sub	sub	sub	sub	sub	sub	sub	sub	sub	sub	sub	sub	sub
Tharpe	0/0	x	x	x	x	dnp	x	x	released 10/23								
Tupa	16/0	sub	sub	sub	sub	sub	sub	sub	sub	sub	sub	sub	sub	sub	sub	sub	sub
Vinatieri	16/0	sub	sub	sub	sub	sub	sub	sub	sub	sub	sub	sub	sub	sub	sub	sub	sub
Wheeler	16/17	LDT	RDT	LDT	LDT	LDT	LDT	LDT	LDT	LDT	sub	LDT	LDT	LDT	LDT	LDT	LDT
Whigham	16/1	sub	DB	sub	sub	sub	sub	sub	sub	sub	sub	sub	sub	sub	sub	sub	sub
Whitcomb	16/16	C	C	C	C	C	C	C	C	C	C	C	C	C	C	C	C
Wyman	9/4	RDT	sub	RDT	RDT	sub	sub	sub	x	x	x	RDT	x	x	x	x	x
Zolak	2/0	x	x	sub	x	x	x	x	x	x	x	x	sub	x	x	x	x



1996 OFFENSIVE STARTERS

1996 OFFENSIVE STARTERS BY GAME

Date	Opponent	WR	LT	LG	C	RG	RT	TE	WR	QB	RB	FB
9/1 at	Miami	Jefferson	Armstrong	Roberts	Wohlabaugh	Kratch	Lane	Coates	W. Moore	Bledsoe	Martin	Burke (TE)
9/8 at	Buffalo	Jells	Armstrong	Roberts	Wohlabaugh	Kratch	Lane	Coates	Glenn	Bledsoe	Martin	Gash
9/15	Arizona	Jefferson	Armstrong	Roberts	Wohlabaugh	Kratch	Lane	Coates	Glenn	Bledsoe	Martin	Gash
9/22	Jacksonville	Jefferson	Armstrong	Roberts	Wohlabaugh	Kratch	Lane	Coates	Glenn	Bledsoe	Martin	Gash
10/6 at	Baltimore	Jefferson	Armstrong	Roberts	Wohlabaugh	Rucci	Lane	Coates	Glenn	Bledsoe	Martin	Gash
10/13	Washington	Jefferson	Armstrong	Roberts	Wohlabaugh	Rucci	Lane	Coates	Glenn	Bledsoe	Martin	Gash
10/20 at	Indianapolis	Jefferson	Armstrong	Roberts	Wohlabaugh	Rucci	Lane	Coates	Glenn	Bledsoe	Martin	Byars (TE)
10/27	Buffalo	Jefferson	Armstrong	Roberts	Wohlabaugh	Rucci	Lane	Coates	Glenn	Bledsoe	Martin	Byars (TE)
11/3	Miami	Jefferson	Armstrong	Roberts	Wohlabaugh	Rucci	Lane	Coates	Glenn	Bledsoe	Martin	Byars (TE)
11/10 at	N.Y. Jets	Jefferson	Armstrong	Roberts	Wohlabaugh	Rucci	Lane	Coates	Glenn	Bledsoe	Martin	Gash
11/17	Denver	Jefferson	Armstrong	Roberts	Wohlabaugh	Rucci	Lane	Coates	Glenn	Bledsoe	Martin	Gash
11/24	Indianapolis	Jefferson	Armstrong	Roberts	Wohlabaugh	Rucci	Lane	Burke	Glenn	Bledsoe	Martin	Gash
12/1 at	San Diego	Jefferson	Armstrong	Roberts	Wohlabaugh	Rucci	Lane	Coates	Glenn	Bledsoe	Martin	Gash
12/8	N.Y. Jets	Jefferson	Armstrong	Roberts	Wohlabaugh	Rucci	Lane	Coates	Glenn	Bledsoe	Meggett	Byars (TE)
12/15 at	Dallas	Jefferson	Armstrong	Roberts	Wohlabaugh	Rucci	Lane	Coates	Glenn	Bledsoe	Martin	Byars
12/21 at	N.Y. Giants	Jefferson	Armstrong	Roberts	Wohlabaugh	Rucci	Lane	Coates	Glenn	Bledsoe	Martin	Byars



1996 DEFENSIVE STARTERS

1996 DEFENSIVE STARTERS BY GAME

Date	Opponent	LE	LDT	RDT	RE	LLB	MLB	RLB	LCB	RCB	SS	FS
9/1	at Miami	Jones	Wheeler	Wyman	McGinest	Sabb	Johnson	M. Brown	Law	Reynolds	Ray	Clay
9/8	at Buffalo	Slade	Jones	Wheeler	McGinest	Johnson	Whigham (DB)	Collins	Law	Reynolds	Ray	Clay
9/15	Arizona	Jones	Wheeler	Wyman	McGinest	Slade	Johnson	M. Brown	Law	Reynolds	Ray	Clay
9/22	Jacksonville	Jones	Wheeler	Wyman	McGinest	Slade	Johnson	Collins	Law	Reynolds	Ray	Clay
10/6	at Baltimore	Jones	Wheeler	Sagapolutele	McGinest	Slade	Johnson	Collins	Law	Reynolds	Ray	Clay
10/13	Washington	Jones	Wheeler	Sagapolutele	McGinest	Slade	Johnson	M. Brown	Law	Hitchcock	Ray	Clay
10/20	at Indianapolis	McGinest	Wheeler	Sagapolutele	Jones	M. Brown	Johnson	Slade	Law	Clay	Ray	Milloy
10/27	Buffalo	McGinest	Wheeler	Sagapolutele	Jones	M. Brown	Johnson	Slade	Law	Hitchcock	Milloy	Clay
11/3	Miami	McGinest	Wheeler	Sagapolutele	Jones	Collins	Johnson	Slade	Law	Hitchcock	Milloy	Clay
11/10	at N.Y. Jets	Jones	Wheeler	Sagapolutele	McGinest	Sabb	Johnson	Collins	Reynolds	Hitchcock	Milloy	Clay
11/17	Denver	Slade	Jones	Collins	McGinest	Collins	Johnson	Smith (DB)	Reynolds	Hitchcock	Milloy	Clay
11/24	Indianapolis	Jones	Wheeler	Wyman	McGinest	M. Brown	Johnson	Sabb	Reynolds	Smith	Milloy	Clay
12/1	at San Diego	Collins	Wheeler	Sagapolutele	McGinest	M. Brown	Johnson	Sabb	Reynolds	Smith	Milloy	Clay
12/8	N.Y. Jets	Collins	Wheeler	Sagapolutele	McGinest	Collins	Johnson	Sabb	Law	Smith	Milloy	Clay
12/15	at Dallas	Collins	Wheeler	Sagapolutele	McGinest	Collins	Johnson	Sabb	Law	Smith	Milloy	Clay
12/21	at N.Y. Giants	Collins	Wheeler	Sagapolutele	McGinest	Collins	Johnson	Sabb	Law	Smith	Milloy	Clay

1996 REVIEW



LAST TIME IT HAPPENED

TEAM

Overtime Game:

Patriots 28 - Jacksonville Jaguars 25, at Foxboro, September 22, 1996

Shutout:

By Patriots: Patriots 31, Cardinals 0 at Foxboro, Sept. 15, 1996

By Opponent: New York Jets 6, Patriots 0 at Foxboro, Nov. 28, 1993

At least 400 total yards:

By Patriots: 429, vs. Indianapolis, Nov. 24, 1996 (195 rush - 234 pass)

By Opponent: 422, vs. Denver, Nov. 17, 1996 (198 rush - 224 pass)

At least 500 total yards:

By Patriots: 506, vs. Seattle, Sept. 21, 1986 (120 R - 386 P)

By Opponent: 525, at Miami, Sept. 4, 1994 (69 R - 456 P)

At least 200 yards rushing:

By Patriots: 257, vs. Indianapolis, Dec. 26, 1993

By Opponent: 209, vs. Seattle, Dec. 19, 1993

At least 300 yards rushing:

By Patriots: 328, vs. NY Jets, Sept. 18, 1983

By Opponent: 304, at Philadelphia, Nov. 4, 1990

At least 300 net yards passing:

By Patriots: 409, vs. Miami, Nov. 3, 1996

By Opponent: 315, vs. Miami, Nov. 3, 1996

At least 400 net yards passing:

By Patriots: 409, vs. Miami, Nov. 3, 1996

By Opponent: 413, vs. Jacksonville, Sept. 22, 1996

OFFENSE

100-Yard Rushing Game:

By Patriots: Curtis Martin, vs. Indianapolis, Nov. 24, 1996 (35-141-1)

By Opponent: Terrell Davis, vs. Denver, Nov. 17, 1996 (32-154-2)

200 yard Rushing Game:

By Patriots: Tony Collins, vs. New York Jets, Sept. 18, 1983

By Opponent: Greg Bell, vs. LA Rams, Dec. 24, 1989

100-Yard Receiving Game:

By Patriots: Terry Glenn, at NY Giants, Dec 21, 1996 (8-124)

By Opponent: Andre Reed, vs. Buffalo, Oct. 27, 1996 (4-121-1)

Two 100-Yard Receivers in One Game:

By Patriots: Terry Glenn, vs. Miami, Nov. 3, 1996 (10-112)

Ben Coates, vs. Miami, Nov. 3, 1996 (5-135-2)

By Opponent: Michael Jackson, at Baltimore, Oct. 6, 1996 (8-128-2)

Derrick Alexander, at Baltimore, Oct. 6, 1996 (6-123-1)

200-Yard Receiving Game:

By Patriots: Record is 182 yds-Stanley Morgan vs. Mia. (Nov. 11 1981)

By Opponent: Irving Fryar, at Miami, Sept. 4, 1994 (6-211-3)

10+ Receptions by 2 or More Players in a Game:

By Patriots: Leroy Thompson (11), Michael Timpson (10) and Ben

Coates (10), vs. Minnesota, Nov. 13, 1994. (NFL Record)

By Opponent: None

300-Yard Passing Game:

By Patriots: Drew Bledsoe, vs. Miami, Nov. 3, 1996 (41-30-419-3 td -1 int.)

By Opponent: Vinnie Testeverde, at Baltimore, Oct. 6, 1996 (45-29-353-3-1)

400-Yard Passing Game:

By Patriots: Drew Bledsoe, vs. Miami, Nov. 3, 1996 (41-30-419-3-1)

By Opponent: Mark Brunell, vs. Jacksonville, Sept. 22, 1996 (39-23-432-3-1)

4-Touchdown Passing Game:

By Patriots: Drew Bledsoe, at San Diego, Dec. 1, 1996 (29-19-232-4-0)

By Opponent: Boomer Esiason, vs. NY Jets, Dec. 10, 1995 (42-27-296-4-1)



LAST TIME IT HAPPENED (cont.)

5-Touchdown Passing Game:

By Patriots: Steve Grogan, vs. NY Jets, Sept. 9, 1979 (18-13-315-5 td)
By Opponent: Dan Marino, at Miami, Sept. 4, 1994 (42-23-473-5 td-1 int.)

DEFENSE

Interception Return For Touchdown:

By Patriots: Ty Law, vs. NY Jets, Dec. 8, 1996 (38 yards)
By Opponent: Cornelius Bennett, at Buffalo, Nov. 26, 1995 (69 yards)

Fumble Return For Touchdown:

By Patriots: Chris Slade, at Buffalo, Nov. 26, 1995 (27 yards)
By Opponent: Willie Clay, vs. Detroit, Sept. 12, 1993 (15 yards)

Opponents Fumble Recovered In End Zone For Touchdown:

By Patriots: Willie McGinest, at San Diego, Dec. 1, 1996
By Opponent: Mike Lodish, vs. Buffalo, Sept. 11, 1994

At least THREE quarterback sacks:

By Patriots: Chris Slade, vs. San Diego, Nov. 20, 1994 (3.5)
By Opponent: Duane Bickett, at Indianapolis, Dec. 7, 1992 (3.5)

At least TWO interceptions:

By Patriots: Ty Law, at Dallas, Dec. 15, 1996
By Opponent: Merton Hanks, at San Francisco, Sept. 17, 1995

At least THREE interceptions:

By Patriots: Roland James, at Buffalo, Oct. 23, 1983
By Opponent: Terry McDaniel, vs. LA Raiders, Oct. 9, 1994

SPECIAL TEAMS

Kickoff Return For Touchdown:

By Patriots: Jon Vaughn, at Cincinnati, Dec. 20, 1992 (100 yds)
By Opponent: Andre Coleman, vs. San Diego, Nov. 20, 1994 (80 yds)

Punt Return For Touchdown:

By Patriots: David Meggett, at NYGiants, Dec. 21, 1996 (60 yards)
By Opponent: Russell Copeland, at Buffalo, Sept. 5, 1993 (47 yards)

Blocked Punt:

By Patriots: Larry Whigham, at Baltimore, Oct. 6, 1996
By Opponent: Darrell Malone, vs. Miami, Jan. 2, 1994

Blocked Punt Returned/Recovered For Touchdown:

By Patriots: Tedy Brushi, at Baltimore, Oct. 6, 1996 (4 yards)
By Opponent: Mark Higgs, at Miami, Oct. 18, 1990 (19 yards)

Blocked Field Goal Attempt:

By Patriots: Troy Barnett, vs. Miami, Sept. 10, 1995
By Opponent: Bryce Paup, vs. Buffalo, Oct. 23, 1995

Fake Field Goal Attempt:

By Patriots: at Buffalo, Sept. 8, 1996 (Tupa incomplete pass)
By Opponent: at Cin., Dec. 20, 1992 (Breech 12-yd pass to Pickens, no TD)

Blocked PAT:

By Patriots: Troy Barnett, at Buffalo, Nov. 26, 1995 (Steve Christie att.)
By Opponent: Clyde Simmons, vs. Jacksonville, Sept. 22, 1996 (A. Vinatieri att.)

PAT Missed:

By Patriots: Adam Vinatieri, vs. Buffalo, Oct. 27, 1996 (Wide left)
By Opponent: Doug Pelfrey, at Cincinnati, Sept. 18, 1994 (Wide right)

Safety:

By Patriots: Credited to team, Jim Kelly intentional grounding in EZ vs. Buf., 10/27/96
By Opponent: NYGiants, D. Bledsoe intentional grounding in EZ, at NYG, 12/21/96

5 Field Goals In A Game:

By Patriots: Adam Vinatieri, vs. Jacksonville, Sept. 22, 1996
By Opponent: Morten Anderson, at Atlanta, Oct. 1, 1995

4 Field Goals In A Game:

By Patriots: Matt Bahr, at Indianapolis, Nov. 27, 1994
By Opponent: Chris Boniol, at Dallas, Dec. 15, 1996



1996-97 ORGANIZATIONAL MOVEMENTS

1996		
2/2	Re-signed WR/KR Troy Brown.	6/4 Signed free agent TE Ryan McGrath.
2/16	Appointed Bill Belichick as Assistant Head Coach/Defensive Backs Coach. Reassigned Chris Palmer to the quarterbacks coach, Charlie Weis to wide receivers coach and Maurice Carthon to running backs coach.	6/5 Signed second round selection, S Lawyer Milloy.
2/20	Released DE Aaron Jones.	6/28 Signed K Adam Vinatieri. Waived WR Marcus Wall.
2/21	Re-signed LB/Snapper Steve DeOssie.	7/9 Re-signed LB Marty Moore and signed FB Marrio Grier (6th round).
2/27	Re-signed S Corwin Brown and claimed DB's Chico Nelson and Frankie Smith off of waivers from the Miami Dolphins.	7/11 Re-signed DT Bruce Walker and signed TE Lovett Purnell (7th round).
3/14	Signed unrestricted free agents FS Willie Clay (Detroit) and WR Shawn Jefferson (San Diego).	7/12 Signed first round draft choice WR Terry Glenn.
3/15	Signed unrestricted free agent P Tom Tupa (Cleveland).	7/12 Signed fourth round draft choice DE Chris Sullivan.
3/20	Signed unrestricted free agent DL Pio Sagapolutele (Cleveland).	7/15 Re-signed S Larry Whigham and signed sixth round draft choice TE Chris Griffin.
3/21	Signed unrestricted free agent DT Mark Wheeler (Tampa Bay).	7/17 Re-signed DT Troy Barnett, DE Ferric Collons and WR Will Moore. Signed rookie draft picks LB Tedy Bruschi (3rd round), G Heath Irwin (4th round), G John Elmore (5th round) and T J.R. Conrad (7th round).
3/26	Waived LB Vincent Brown and S Myron Guyton.	7/18 Signed DT Devin Wyman (6th round) - the 80th player to sign and report to camp.
4/5	Signed unrestricted free agent Mike McGruder (Tampa Bay).	7/18 Terminated the contract of LB/DS Steve DeOssie (failed physical) and waived RB David Green.
4/15	Signed first-year free agent K Blair Culley.	7/19 First official day of training camp at Bryant College in Smithfield, R.I.
4/17	Traded T Pat Harlow to the Oakland Raiders for a 1996 second round draft pick.	7/22 Waived S Chico Nelson and placed FB Rupert Grant on injured reserve.
4/17	Signed restricted free agent LB Monty Brown (Buffalo) and unrestricted free agent LB Rich McKenzie (Cleveland).	7/22 Re-signed deep snapper Steve DeOssie.
4/20	Drafted WR Terry Glenn, S Lawyer Milloy and LB Tedy Bruschi.	8/4 Waived K Blair Culley and G Ryan Oman.
4/21	Drafted G Heath Irwin, DE Chris Sullivan, FB Kantroy Barber, G John Elmore, DT Christian Peter, TE Chris Griffin, FB Marrio Grier, DE Devin Wyman, TE Lovett Purnell and T J.R. Conrad. Signed rookie free agents G Ryan Oman, Byron Thompson DE and Marcus Wall WR.	8/10 Waived LB Sean Holcomb and TE Ryan McGrath.
4/24	Released the rights to DT Christian Peter.	8/15 Released LB Andre Bowden.
4/29	Signed unrestricted free agent T Larry Tharpe (Arizona).	8/16 Claimed G Teka Brown off waivers from the Dallas Cowboys.
5/1	Signed rookie free agent WR Ray Lucas	8/17 Waived G Teka Brown and CB Frankie Smith.
5/13	Re-signed LB Andre Bowden.	8/20 Placed LB Bobby Abrams on the injured reserve list. Released K Matt Bahr. Waived G/T John Elmore, TE Chris Griffin, WR Kevin Lee, DE Rich McKenzie and DE Byron Thompson to reach roster limit of 60.
5/20	Re-signed G Mike Gisler.	8/21 Claimed WR Dietrich Jells off waivers from Kansas City and released DT Reggie White.
5/23	Re-signed QB Jay Barker.	8/25 Acquired TE Mike Bartrum and DE Walter Scott from the Green Bay Packers for past considerations and waived QB Jay Barker, DT Troy Barnett, LB Alcides Catanho, T J.R. Conrad, RB Corey Croom, C Mike Gisler, CB Vernon Lewis and WR Ray Lucas. Released veteran LS Steve DeOssie.
5/28	Re-signed restricted free agent LB Chris Slade.	8/27 Signed DT Chad Eaton to the practice squad.
5/31	Re-signed restricted free agent WR Vincent Brisby.	
6/1	Extended QB Scott Zolak's contract. Resigned CB Vernon Lewis.	



1996-97 ORGANIZATIONAL MOVEMENTS (cont.)

8/30	Re-signed CB Vernon Lewis and released CB Michael McGruder.		
9/4	Signed CB Mike McGruder and released G William Roberts.		
9/5	Re-signed G William Roberts and released CB Mike McGruder.		
9/10	Re-sign CB Mike McGruder and C Mike Gisler. Released C Jeff Dellenbach and WR Will Moore. Released LB Bobby Abrams off injured reserve.		
9/18	Signed DL Mike Foley and RB Derrick Cullors to the practice squad.		
10/9	Signed CB Otis Smith. Waived TE Lovett Purnell.		
10/11	Signed TE Lovett Purnell to the practice squad. Released DT Mike Foley from the practice squad.		
10/15	Signed FB Keith Byars. Placed FB Kantroy Barber on injured reserve with an injured shoulder.		
10/23	Claimed T Dave Richards off waivers from Atlanta and waived T Larry Tharpe.		
11/5	Signed CB Jerome Henderson. Waived DE Walter Scott.		
11/19	Re-signed DT Troy Barnett. Waived CB Vernon Lewis.		
11/27	Re-signed CB Vernon Lewis. Waived DT Troy Barnett.		
11/28	Activated DT Chad Eaton from practice squad. Placed CB Vernon Lewis on injured reserve list.		
12/3	Placed LB Monty Brown on injured reserved list.		
12/10	Placed FB Sam Gash on IR. Activated TE Lovett Purnell from practice squad.		
12/12	Activated WR Ray Lucas from practice squad.		
12/31	Signed DE Josh Taves, G Rob Hughes and LB Chad Reeves to the practice squad.		
1997			
1/3	Signed LB Chad Reeves to the practice squad.		
2/3	Named Pete Carroll as Head Coach.		
2/4	Named Steve Sidwell defensive coordinator; retained strength and conditioning coach Johnny Parker and special teams coach Dante Scarnecchia.		
2/5	Signed LB Chris Slade to long-term contract.		
2/13	Named Larry Kennan offensive coordinator, Paul Boudreau offensive line coach, Ray Hamilton defensive line coach, Bo Pelini linebackers coach		
	and Carl Smith assistant head coach/quarterbacks.		
2/20	Named Ron Lynn defensive backs coach, Steve Walters wide receivers coach and Kirby Wilson running backs coach.		
2/20	Signed free agents RB Derrick Cullors, LB Chad Reeves and DE Josh Taves who were on '96 practice squad. Signed free agents OL Marquin Bivins, OL Tom Claro, WR Larry Ryans and TE Michael Warren.		
2/25	Appoint Bobby Grier vice president of player personnel and Don Lowery vice president of public and community relations.		
2/27	Signed T J.R. Conrad.		
3/6	Named Jeff Davidson tight ends coach and Andre Patterson defensive assistant. Signed unrestricted free agent LB James Williams.		
3/10	Re-signed WR/KR Troy Brown and DL Mike Jones.		
3/24	Signed unrestricted free agent CB Steve Israel.		
3/31	Signed unrestricted free agent OT Zefross Moss.		
4/2	Released G Bob Kratch.		
4/4	Re-signed LB Todd Collins.		
4/18	Matched offer to restricted free agent DL Ferric Collons.		
4/20	Signed undrafted free agents QB Chris Bresnahan, CB Curtis Jones, S Jason Parker, C Juan Porter, CB Mark Tate, WR Shawn Turner and OLB Chris Wing.		
4/22	Signed unrestricted free agent Mike Gisler and undrafted free agent DE Jermaine Miles.		
5/1	Signed restricted free agent S Larry Whigham.		
5/2	Extended TE Ben Coates contract through 2000.		
6/3	Signed rookie free agent DE Therone McQueen. WR Larry Ryans retired.		
6/6	Signed restricted free agent LB Marty Moore and draft choice DL Brandon Mitchell.		
6/11	Signed rookie free agent WR Chris Ortiz.		
6/12	Signed free agent DT Henry Thomas and rookie free agent K Gerald Carlson. Released DT Pio Sagapolutele.		
6/19	Signed draft choices T Ed Ellis, LB Vernon Crawford and T Scott Rehberg.		
6/20	Re-signed restricted free agents GMax Lane and TE John Burke and exclusive rights free agent WR Hason Graham.		



1996 GAME-BY-GAME

Game #1

MIAMI 24, NEW ENGLAND 10

September 1, 1996 • Pro Player Park

An interception and return by Louis Oliver ended a Patriots scoring threat on their opening drive and resulted in a Dolphins touchdown for a 7-0 lead. It was the first of four turnovers surrendered by the Patriots, which resulted in two touchdowns and the difference in a 24-10 season opening loss.

Unlike the shootouts in past showdowns, the two teams combined for less than 400 yards passing. Drew Bledsoe threw for 222 yards, completing just 19 of 38, including one touchdown and two interceptions. His favorite target, once again, was tight end Ben Coates, who earned game honors for his 6 receptions and 69 yards. He scored the Patriots only touchdown of the game on a 4th-and-1 situation from the Dolphins 29-yard line. The 29-yard gain moved Bledsoe into third place on the Patriots' all-time passing list ahead of Tony Eason (10,556 yards).

Down early, the Patriots practically abandoned the run, rushing just 14 times for 29 yards (2.1 avg.). Martin, who rushed for 142 yards in Miami last year, finished the game with just 23 yards on 11 carries (2.1 avg.). The Dolphins' Karim Abdul-Jabbar led all rushers with 115 yards on 26 carries and scored his first career touchdown on a 3-yard run in the second to give the Dolphins a 17-3 lead at the half. The Dolphins drove 96 yards in just eight plays to take a 24-3 lead on their first possession of the second half. The Patriots answered with a 29-yard scoring strike from Bledsoe to Coates, capitalizing on a David Meggett 54-yard kickoff return to the Dolphin 38-yard line. The Patriots threatened to score on two of their next three possessions, but had drives end at the Dolphins 29 (downs) and 35 (interception) yard lines, resulting in the 24-10 season opening loss.

FIELD GOALS (made() and missed)

Vinatieri (25)		Nedney (34)					
Visitor	New England	1	2	3	4	OT	F
Home	Miami	0	3	7	0	—	10
		10	7	7	0	—	24

Team	QTR	Clock		SCORING PLAY	Score	
		Time			Visitor	Home
Dolphins	1	11:06		S. Hill 10 fumble return (Nedney kick)	0	7
Dolphins	1	5:57		J. Nedney 34 field goal (8-54, 4:26)	0	10
Patriots	2	12:10		A. Vinatieri 25 field goal (17-66, 8:47)	3	10
Dolphins	2	0:35		K. Abdul-Jabbar 3 run (Nedney kick)(8-96, 5:27)	3	24
Dolphins	3	9:33		S. Miller 0 yd. run (Nedney kick)(10-61, 4:57)	3	24
Patriots	3	7:47		B. Coates 29 pass from Bledsoe (Vinatieri kick)(4-38, 1:46)	10	24

FINAL INDIVIDUAL STATISTICS

New England Patriots

RUSHING	ATT	YDS	AVG	LG	TD
C. Martin	11	23	2.1	7	0
S. Jefferson	1	6	6.0	6	0
D. Meggett	1	1	1.0	1	0
D. Bledsoe	1	-1	-1.0	-1	0
Total	14	29	2.1	7	0

PASSING	ATT	CMP	YDS	S/YL	TD	LG	IN
D. Bledsoe	38	19	221	4/21	1	29	2
Total	38	19	221	4/21	1	29	2

PASS REC	NO	YDS	AVG	LG	TD
B. Coates	6	69	11.5	29	1
S. Jefferson	5	47	9.6	15	0
H. Graham	2	32	16.0	23	0
W. Moore	2	26	13.0	16	0
D. Meggett	2	17	8.5	9	0
J. Burke	1	19	19.0	19	0
S. Gash	1	11	11.0	11	0
Total	19	221	11.7	29	1

INT.	NO	YDS	AVG	LG	TD
T. Ray	1	43	43.0	43	0
Total	1	43	43.0	43	0

PUNTING	NO	YDS	AVG	TB	IN	20	LG
T. Tupa	2	94	47.0	0	0	0	50
Total	2	94	47.0	0	0	0	50

PUNT RET.	NO	FC	YDS	LG	TD
D. Meggett	3	1	21	10	0
[TOUCHBACK]	1	0	0	0	0
Total	4	1	21	10	0

KICKOFF RET.	NO	FC	YDS	LG	TD
D. Meggett	4	0	131	54	0
T. Brown	1	0	20	20	0
Total	5	1	151	54	0

Miami Dolphins

RUSHING	ATT	YDS	AVG	LG	TD
K. Abdul-Jabbar	26	115	4.4	14	1
B. Parmalee	8	32	4.0	17	0
J. McPhail	2	2	1.0	3	0
D. Marino	3	-3	-1.0	-1	0
Total	39	146	3.7	17	1

PASSING	ATT	CMP	YDS	S/YL	TD	LG	IN
D. Marino	22	16	176	0/0	0	52	1
Total	22	16	176	0/0	0	52	1

PASS REC	NO	YDS	AVG	LG	TD
S. Pritchett	6	77	12.8	52	0
O.J. McDuffie	3	43	14.3	22	0
K. Byars	2	18	9.0	16	0
S. Miller	2	15	7.5	8	0
K. Abdul-Jabbar	2	2	1.0	4	0
J. McPhail	1	21	21.0	21	0
Total	16	176	11.0	52	0

INT.	NO	YDS	AVG	LG	TD
L. Oliver	1	60	60.0	60	0
T. Buckley	1	0	0.0	0	0
Total	2	60	60.0	60	0

PUNTING	NO	YDS	AVG	TB	IN	20	LG
J. Kidd	5	208	41.6	1	2	49	
Total	5	208	41.6	1	2	49	

PUNT RET.	NO	FC	YDS	LG	TD
O.J. McDuffie	1	1	8	8	0
Total	1	1	8	8	0

KICKOFF RET.	NO	FC	YDS	LG	TD
J. McPhail	3	0	29	23	0
Total	3	0	29	23	0

Game Weather: Mostly Sunny -- 93 degrees Humidity: 47 Wind: W 7 mph
Attendance: 71,542 (Tickets Distributed: 74,855; Unused: 3,313) Time: 2:49



Game #2

BUFFALO 17, NEW ENGLAND 10

September 8, 1996 • Rich Stadium

The Patriots held Buffalo to just 17 points, but for the second straight week countered with only 10 of their own and fell to 0-2 for the season. Rookie receivers Terry Glenn and Dietrich Jells started in their NFL debuts and Glenn led the team with six receptions for 76 yards. He scored his first career touchdown with a diving reception at the 1-yard line and rolled into the end zone for a 37-yard score. Curtis Martin led all rushers with 90 yards on 28 carries after totaling just 23 yards in the season opener. The Patriots took their opening drive to the Bills 3-yard line, but settled for a 42-yard field goal by rookie PK Adam Vinatieri. The Bills knotted the game at three with a Steve Christie 33-yard field goal. The ensuing kickoff short-hopped return man David Meggett and was recovered by Ken Irvin of the Bills at the Patriots' 15-yard line. Thurman Thomas bullied his way for a 1-yard touchdown to give the Bills their first lead of the day. On their next two possessions, the Patriots had drives stall inside the Bills 20-yard line and failed to convert any points after failed fake field goal and a field goal attempt which sailed wide right. The Patriots finally evened the score in the third with Glenn's touchdown reception. The game remained deadlocked at 10 into the fourth quarter, until the Bills capitalized on a 63-yard touchdown pass from Jim Kelly to Quinn Early on 3rd-and-23 to take a 17-10 lead in the game. The Patriots drove to the Bills 38, but surrendered the ball on downs with just 2:20 remaining in the game. The Patriots defense held again, forcing the Bills to punt the ball with 1:41 left in the game. In the final 101 seconds, the Patriots drove to the Bills 2-yard line and threatened to even the score, but could not convert on three attempts from the 2-yard line and fell victim to a 17-10 decision as time expired in the game.

FIELD GOALS (made(_)) and missed)

Vinatieri (42) 45WR 25 WR 47 WL

Christie

(33) 37 WL

		1	2	3	4	OT	F
Visitor	New England	3	0	7	0	--	10
Home	Buffalo	3	7	0	7	--	17

Team	QTR	Clock	Time	SCORING PLAY	-----Score-----	
					Visitor	Home
Patriots	1	7:52		A. Vinatieri 42 Field Goal (12-32, 6:12)	3	0
Bills	1	0:48		S. Christie 33 Field Goal (7-49, 3:20)	3	3
Bills	2	13:04		T. Thomas 4 run (Christie kick)(5-15, 2:36)	3	10
Patriots	3	3:53		T. Glenn 37 pass from D. Bledsoe (Vinatieri kick)(4-58, 1:48)	10	10
Bills	4	5:21		Q. Early 63 pass from J. Kelly (Christie kick)(6-62, 2:56)	10	17

FINAL INDIVIDUAL STATISTICS

New England Patriots

Buffalo Bills

RUSHING	ATT	YDS	AVG	LG	TD
C. Martin	28	90	3.2	13	0
D. Meggett	4	17	4.3	12	0
S. Gash	3	7	2.3	3	0
Total	35	114	3.3	13	0

RUSHING	ATT	YDS	AVG	LG	TD
D. Holmes	15	49	3.3	6	0
T. Thomas	15	22	1.5	10	1
E. Moulds	4	7	1.8	7	0
J. Kelly	1	-1	-1.0	-1	0
Total	35	77	2.2	10	1

PASSING	ATT	CMP	YDS	S/YL	TD	LG	IN
D. Bledsoe	46	21	210	4/31	1	37	0
T. Tupa	1	0	0	0/0	0	0	0
Total	47	21	210	4/31	1	37	0

PASSING	ATT	CMP	YDS	S/YL	TD	LG	IN
J. Kelly	27	14	173	2/19	1	63	3
Total	27	14	173	2/19	1	63	3

PASS REC	NO	YDS	AVG	LG	TD
T. Glenn	6	76	12.7	37	1
D. Meggett	4	35	8.8	14	0
C. Martin	4	20	5.0	10	0
B. Coates	3	31	10.3	12	0
S. Gash	2	26	13.0	15	0
H. Graham	1	11	11.0	11	0
W. Moore	1	11	11.0	11	0
Total	21	210	10.0	37	1

PASS REC	NO	YDS	AVG	LG	TD
Q. Early	6	119	19.8	63	1
L. Johnson	3	21	7.0	9	0
D. Holmes	2	7	3.5	4	0
R. Copeland	1	14	14.0	14	0
E. Moulds	1	6	6.0	6	0
T. Thomas	1	6	6.0	6	0
Total	14	173	12.4	63	1

INT.	NO	YDS	AVG	LG	TD
W. Clay	1	15	15.0	15	0
R. Reynolds	1	7	7.0	7	0
C. Slade	1	2	2.0	2	0
Total	3	24	8.0	15	0

INT.	NO	YDS	AVG	LG	TD
Total	0	0	0.0	0	0

PUNTING	NO	YDS	AVG	TB	IN20	LG
T. Tupa	4	182	45.5	1	0	53
Total	4	182	45.5	1	0	53

PUNTING	NO	YDS	AVG	TB	IN20	LG
C. Mohr	7	296	42.3	1	1	47
Total	7	296	42.3	1	1	47

PUNT RET.	NO	FC	YDS	LG	TD
D. Meggett	4	0	49	27	0
Total	4	0	49	27	0

PUNT RET.	NO	FC	YDS	LG	TD
R. Copeland	2	1	26	14	0
Total	2	0	26	14	0

KICKOFF RET.	NO	FC	YDS	LG	TD
D. Meggett	2	0	21	21	0
T. Brown	1	0	17	17	0
Total	3	0	38	21	0

KICKOFF RET.	NO	FC	YDS	LG	TD
E. Moulds	2	0	47	27	0
[TOUCHBACK]	2	0	0	0	0
Total	2	0	47	27	0

Game Weather: Rain and fog; winds gusting to 35 mph. Temp: 66 Humidity: 92 Wind: W 20 mph
Attendance: 78,104 (Tickets Distributed: 79,189; Unused: 1,085) Time: 3:01



1997 NEW ENGLAND PATRIOTS

Game #3

NEW ENGLAND 31, ARIZONA 0

September 15, 1996 • Foxboro Stadium

Drew Bledsoe threw for three touchdowns, two to running back Curtis Martin, as the Patriots rolled to a 31-0 victory over the Arizona Cardinals. It was the first shutout and the most lopsided victory for the Patriots since blowing out the Indianapolis Colts 38-0 (12/26/93). The Patriots defense limited the Cardinals to 170 total net yards, including just 46 yards rushing, their best effort since the shutout victory over the Colts in 1993. In addition, the defense stymied Cardinals quarterback Boomer Esiason, who connected on just four of 12 attempts for 22 yards and threw two interceptions before being benched in the third quarter. In all, the defense accounted for three interceptions for the second consecutive week and allowed just 86 total net yards through the first three quarters.

Bledsoe powered the Patriots offense, which finished with 384 total net yards, their best performance of the season. Bledsoe earned Miller Lite Player of the Game honors for his performance, as he completed 21 of 35 attempts for 221 yards and three touchdowns without an interception. Yet, it was his 2-yard run on 4th-and-1 that may have had the greatest impact on the game. The diving run extended a drive which led to a 2-yard touchdown pass to Ben Coates with just 20 seconds remaining in the half to give the Patriots a 20-0 lead.

Martin scored a career-high three touchdowns to tie a franchise record and finished the game with 125 net yards in just three quarters of action. In all, he rushed for a season-high with 92 yards and a touchdown on 27 carries and added another season-high with five receptions for 33 yards and two touchdowns to earn Staples Star of the Game honors.

FIELD GOALS (made() and missed)

A. Vinatieri 47WR (31)

Visitor	Arizona	1	2	3	4	OT	F
Home	New England	0	0	0	0	-	0
		7	13	8	3	-	31

Team	QTR	Clock	SCORING PLAY	Visitor	Home
Patriots	1	2:25	C. Martin 13 pass Bledsoe (Vinatieri, kick) (12-74, 6:43)	0	7
Patriots	2	9:29	C. Martin 1 run (Vinatieri, kick) (7-47, 2:58)	0	14
Patriots	2	0:20	B. Coates 2 pass Bledsoe (no good, HRU) (14-49, 6:10)	0	20
Patriots	3	9:08	C. Martin 7 pass Bledsoe (Martin-Bledsoe, pass) (7-45, 3:20)	0	28
Patriots	4	0:36	A. Vinatieri 31 field goal (10-37, 5:52)	0	31

FINAL INDIVIDUAL STATISTICS

Arizona Cardinals

RUSHING	ATT	YDS	AVG	LG	TD
L. Center	6	31	5.2	14	0
L. McElroy	8	11	1.4	7	0
K. Graham	1	2	2.0	2	0
C. Smith	1	2	2.0	2	0
Total	16	46	2.9	14	0

PASSING	ATT	CMP	YDS	S/YL	TD	LG	IN
K. Graham	19	9	111	1/9	0	25	1
B. Esiason	12	4	22	0/0	0	8	2
Total	31	13	133	1/9	0	25	3

PASS REC.	NO	YDS	AVG	LG	TD
L. Centers	5	56	11.2	18	0
P. Carter	3	30	10.0	20	0
A. Edwards	2	33	16.5	25	0
F. Sanders	2	10	5.0	7	0
R. Moore	1	4	4.0	4	0
Total	13	133	10.2	25	0

INT.	NO	YDS	AVG	LG	TD
Total	0	0	0.0	0	0

PUNTING	NO	YDS	AVG	TB	IN20	LG
J. Feagles	7	300	42.9	0	0	58
Total	7	300	42.9	0	0	58

PUNT RET.	NO	FC	YDS	LG	TD
M. Dowdell	2	0	27	15	0
[TOUCHBACK]	3	0	0	0	0
Total	5	0	27	15	0

KICKOFF RET	NO	FC	YDS	LG	TD
L. McElroy	3	0	59	22	0
R. Terry	2	0	25	25	0
[TOUCHBACK]	1	0	0	0	0
Total	5	0	84	25	0

New England Patriots

RUSHING	ATT	YDS	AVG	LG	TD
C. Martin	27	92	3.4	11	1
M. Grier	5	28	5.6	16	0
D. Meggett	7	26	3.7	9	0
T. Glenn	1	14	14.0	14	0
D. Bledsoe	1	2	2.0	2	0
S. Gash	1	1	1.0	1	0
S. Zolak	1	0	0.0	0	0
Total	43	163	3.8	16	1

PASSING	ATT	CMP	YDS	S/YL	TD	LG	IN
D. Bledsoe	35	21	221	2/5	3	23	0
S. Zolak	1	1	5	0/0	0	5	0
D. Meggett	1	0	0	0/0	0	0	0
Total	37	22	226	2/5	3	23	0

PASS REC.	NO	YDS	AVG	LG	TD
B. Coates	6	61	10.2	13	1
T. Glenn	5	66	13.2	23	0
C. Martin	5	33	6.6	13	2
S. Gash	3	32	10.7	15	0
S. Jefferson	1	19	19.0	19	0
H. Graham	1	10	10.0	10	0
D. Jells	1	5	5.0	5	0
Total	22	226	10.3	23	3

INT.	NO	YDS	AVG	LG	TD
T. Collins	1	7	7.0	7	0
W. Clay	1	0	0.0	0	0
R. Reynolds	1	0	0.0	0	0
Total	3	7	2.3	7	0

PUNTING	NO	YDS	AVG	TB	IN20	LG
T. Tupa	5	220	44.0	3	0	55
Total	5	220	44.0	3	0	55

PUNT RET.	NO	FC	YDS	LG	TD
D. Meggett	5	0	87	36	0
[DOWNED]	1	0	0	0	0
[OB]	1	0	0	0	0
Total	7	0	87	36	0

KICKOFF RET	NO	FC	YDS	LG	TD
D. Meggett	1	0	19	19	0
Total	1	0	19	19	0

Game Weather: Sunny -- 72 degrees Humidity: 74 Wind: W 6 mph

Attendance: 59,118 (Tickets Distributed: 60,292; Unused: 1,174) Time: 2:52



Game #4

NEW ENGLAND 28, JACKSONVILLE 25 OT

September 22, 1996 • Foxboro Stadium

Rookie PK Adam Vinatieri converted five of six field goal attempts, including a 40-yarder in overtime, to give the Patriots a 28-25 victory over Jacksonville in what will long be remembered as one of the most bizarre games in Patriots franchise history. The Patriots dominated play early in the game, building a 22-0 lead just before the half. With :05 remaining in the second quarter, the Jaguars had totaled just 79 yards of offense. Jaguar QB Mark Brunell let loose a 51-yard throw into the end zone. The pass was batted down by a host of Patriot defenders, but off the foot of Willie Clay and back up into the arms of WR Jimmy Smith for a Hail Mary touchdown. It was the first of two Hail Mary completions of the day and the first of three long touchdown passes. The second Hail Mary, a 58-yard completion, fell just inches shy of the goal line at the end of regulation and sent the game into overtime. In overtime, the Patriots took the opening possession and drove 49 yards on six plays and nearly scored from 21-yards out when Bledsoe connected with Terry Glenn in the end zone, but Glenn was ruled out of bounds on the play. As a result, Vinatieri was given his sixth opportunity of the day, this time from 40 yards out. The rookie nailed the kick for the first game-winning field goal of his professional career and the fifth field goal of the day. His five field goals were the second-most in franchise history. Brunell set a Jaguars passing record with 432 yards, the third highest opponent total in Patriots franchise history, and connected on touchdown passes of 61, 51 and 41 yards, respectively. Those four completions accounted for 48 percent of the Jaguars total net offense (211 of 442 yards) and overshadowed an otherwise dominant defensive stand. The Jaguars were limited to just 29 yards on 11 carries and passed for just 221 yards, excluding the four long passes.

FIELD GOALS (made/_) and missed

M. Hollis 42WR (27) A. Vinatieri (23) (30) (29) 44WR (41) (40)

Visitor	Jacksonville	1	2	3	4	OT	F
Home	New England	0	7	15	3	-	25
		9	13	3	0	3	28

Team	QTR	Clock	SCORING PLAY	-----Score-----	
				Visitor	Home
Patriots	1	6:38	Coates 5 pass from Bledsoe (no good, blk)(12-67, 6:51)	0	6
Patriots	1	1:17	Vinatieri 23 yard field goal (7-36, 2:32)	0	9
Patriots	2	9:50	Vinatieri 30 yard field goal (7-25, 2:54)	0	12
Patriots	2	5:29	Martin 4 yard run (Vinatieri kick)(8-36, 3:11)	0	19
Patriots	2	1:06	Vinatieri 29 yard field goal (4-3, 1:49)	0	22
Jaguars	2	0:00	Smith 51 pass from Brunell (Hollis kick)(7-74, 1:06)	7	22
Jaguars	3	11:33	Rison 41 pass from Brunell (Hollis kick)(8-75, 3:27)	14	22
Patriots	3	1:35	Vinatieri 41 yard field goal (6-34, 2:44)	14	25
Jaguars	3	1:09	Rison 61 pass from Brunell (Brunell run)(1-61, 0:26)	22	25
Jaguars	4	8:26	Hollis 27 yard field goal (10-53, 6:18)	25	25
Patriots	5	12:24	Vinatieri 40 yard field goal (6-49, 2:36)	25	28

FINAL INDIVIDUAL STATISTICS

Jacksonville Jaguars

New England Patriots

RUSHING	ATT	YDS	AVG	LG	TD	RUSHING	ATT	YDS	AVG	LG	TD
M. Brunell	2	24	12.0	19	0	C. Martin	24	95	4.0	19	1
J. Stewart	9	5	0.6	5	0	D. Bledsoe	3	16	5.3	8	0
Total	11	29	2.6	19	0	D. Meggett	4	12	3.0	6	0
						Total	31	123	4.0	19	1

PASSING	ATT	CMP	YDS	S/YL	TD	LG	IN	PASSING	ATT	CMP	YDS	S/YL	TD	LG	IN
M. Brunell	39	23	432	2/19	3	61	1	D. Bledsoe	44	27	255	4/25	1	32	1
Total	39	23	432	2/19	3	61	1	Total	44	27	255	4/25	1	32	1

PASS REC.	NO	YDS	AVG	LG	TD	PASS REC.	NO	YDS	AVG	LG	TD
J. Smith	6	95	15.8	51	1	T. Glenn	6	89	14.8	32	0
A. Rison	4	115	28.8	61	2	S. Jefferson	6	57	9.5	13	0
W. Jackson	4	101	25.3	58	0	S. Gash	5	35	7.0	11	0
P. Mitchell	4	53	13.3	20	0	D. Meggett	4	33	8.3	14	0
K. McCardell	2	27	13.5	18	0	B. Coates	4	27	6.8	14	1
J. Stewart	1	20	20.0	20	0	C. Martin	2	14	7.0	11	0
D. Brown	1	12	12.0	12	0	Total	27	255	9.4	32	1
R. Griffith	1	9	9.0	9	0						
Total	23	432	18.8	61	3						

INT.	NO	YDS	AVG	LG	TD	INT.	NO	YDS	AVG	LG	TD
D. Thomas	1	8	8.0	8	0	J. Hitchcock	1	14	14.0	14	0
Total	1	8	8.0	8	0	Total	1	14	14.0	14	0

PUNTING	NO	YDS	AVG	TB	IN20	LG	PUNTING	NO	YDS	AVG	TB	IN20	LG
B. Barker	5	203	40.6	1	0	51	T. Tupa	2	76	38.0	0	0	45
Total	5	203	40.6	1	0	51	Total	2	76	38.0	0	0	45

PUNT RET.	NO	FC	YDS	LG	TD	PUNT RET.	NO	FC	YDS	LG	TD
C. Hudson	1	0	16	16	0	D. Meggett	3	0	70	40	0
Total	1	0	16	16	0	Total	3	0	70	40	0

KICKOFF RET.	NO	FC	YDS	LG	TD	KICKOFF RET.	NO	FC	YDS	LG	TD
K. Bullard	4	0	91	25	0	T. Brown	4	0	80	33	0
R. Jordan	2	0	42	23	0	D. Meggett	1	0	20	20	0
J. Smith	1	0	29	29	0	Total	5	0	100	33	0
W. Jackson	0	0	6	6	0						
Total	7	0	168	29	0						

Game Weather: Sunny -- 71 degrees Humidity: 90 Wind: SW 10 mph

Attendance: 59,446 (Tickets Distributed: 60,292; Unused: 846) Time: 3:29



1997 NEW ENGLAND PATRIOTS

Game #5

NEW ENGLAND 46, BALTIMORE 38

October 6, 1996 • Memorial Stadium

Drew Bledsoe passed for 310 yards and four touchdowns as the New England Patriots held off a fourth quarter comeback by the Baltimore Ravens to post their third straight victory, 46-38. The 46 points by the Patriots was the highest point production of the season in the NFL and the most by a Patriots team since 1984 when they posted 50 in a win over Indianapolis (11/18/84). Bledsoe turned in his best performance of the season, connecting on 25 of 39 attempts for 310 yards and four touchdowns. He was not sacked, nor was he intercepted in the game for just the ninth time in his career. Shawn Jefferson caught four passes for 88 yards and had his first multiple touchdown game of his career with scores from 7 and 35 yards out. Ben Coates led all Patriots receivers with seven receptions for 83 yards and a touchdown. He also caught a pass for a two-point conversion. The Patriots scored on seven of their first nine possessions, including six straight, to establish a 38-14 lead early in the fourth quarter. But, the Ravens responded with 24 fourth quarter points to pull to within eight with just under two minutes remaining in the game. Vinny Testaverde completed 29 of 45 passes for 353 yards and three touchdowns. Michael Jackson led all receivers with eight catches for 128 yards and scored two touchdowns. Derrick Alexander also eclipsed the 100-yard plateau with 123 yards and a touchdown on six receptions. It was the second consecutive game that the Patriots defense surrendered over 100 yards receiving to two different receivers.

FIELD GOALS (made() and missed)

A. Vinatieri (22) (35) (50)

Visitor	New England	1	2	3	4	OT	F
Home	Baltimore	3	17	15	11	-	46
		0	14	0	24	-	38

Team	QTR	Clock	SCORING PLAY	Score
				Visitor Home
Patriots	1	10:34	A. Vinatieri 22 yd field goal (8-60, 2:47)	3 0
Ravens	2	13:35	E. Byner 4 yd run (Stover kick) (6-34, 2:20)	3 7
Patriots	2	10:54	S. Jefferson 7 pass from Bledsoe (Vinatieri kick) (7-91, 2:41)	10 7
Ravens	2	5:24	M. Jackson 5 pass Testaverde (Stover kick) (10-73, 5:30)	10 14
Patriots	2	3:32	B. Coates 1 pass from Bledsoe (Vinatieri kick)(4-41, 1:52)	17 14
Patriots	2	0:00	A. Vinatieri 35 yd field goal (8-58, 1:28)	20 14
Patriots	3	11:48	M. Bartrum 1 pass Bledsoe (Gash-Bledsoe pass)(6-66,3:12)	28 14
Patriots	3	9:08	S. Jefferson 35 yd pass Bledsoe (Vinatieri kick)(2-50, 0:42)	35 14
Patriots	4	14:55	A. Vinatieri 50 yd field goal (13-48, 7:06)	38 14
Ravens	4	12:23	Alexander 16 yd pass Testaverde (Jackson-Test, pass) (6-80,2:32)	38 22
Patriots	4	7:53	T. Bruschi 4 pass blocked punt return (Coates-Bledsoe,pass)46	38 22
Ravens	4	3:48	E. Byner 5 run (M. Jackson-Testaverde, pass)(11-60, 4:05)	46 30
Ravens	4	1:58	M. Jackson 27 pass Testaverde (Gardner run) (7-65, 1:50)	46 38

FINAL INDIVIDUAL STATISTICS

New England Patriots

RUSHING	ATT	YDS	AVG	LG	TD
C. Martin	20	52	2.6	18	0
D. Meggett	1	2	2.0	2	0
D. Bledsoe	1	1	1.0	1	0
T. Glenn	1	-1	-1.0	-1	0
Total	23	54	2.3	18	0

PASSING ATT	CMP	YDS	S/YL	TD	LG	IN
D. Bledsoe	39	25	310	0/0	4	35 0
Total	39	25	310	0/0	4	35 0

PASS REC.	NO	YDS	AVG	LG	TD
B. Coates	7	83	11.9	23	1
T. Glenn	6	88	14.7	28	0
S. Jefferson	4	88	22.0	35t	2
S. Gash	4	26	6.5	10	0
C. Martin	2	17	8.5	9	0
D. Meggett	1	7	7.0	7	0
M. Bartrum	1	1	1.0	1t	1
Total	25	310	12.4	35t	4

INT.	NO	YDS	AVG	LG	TD
W. Clay	1	0	0.0	0	0
Total	1	0	0.0	0	0

PUNTING	NO	YDS	AVG	TB	IN	20	LG
T. Tupa	4	156	39.0	0	0	3	43
Total	4	156	39.0	0	0	3	43

PUNT RET.	NO	FC	YDS	LG	TD
D. Meggett	4	0	48	15	0
[OB]	1	0	0	0	0
Total	4	0	48	15	0

KICKOFF RET.	NO	FC	YDS	LG	TD
T. Brown	4	0	105	51	0
Total	4	0	105	51	0

Baltimore Ravens

RUSHING	ATT	YDS	AVG	LG	TD
E. Byner	21	86	4.1	11	2
C. Gardner	6	50	8.3	19	0
J. Lewis	1	-3	-3.0	-3	0
Total	28	133	4.8	19	2

PASSING ATT	CMP	YDS	S/YL	TD	LG	IN
V. Testaverde	45	29	353	3/23	3	41 1
Total	45	29	353	3/23	3	41 1

PASS REC.	NO	YDS	AVG	LG	TD
M. Jackson	8	128	16.0	28	2
C. Williams	7	54	7.7	19	0
D. Alexander	6	123	20.5	41	1
B. Kinchen	5	37	7.4	12	0
C. Gardner	2	12	6.0	7	0
E. Byner	1	-1	-1.0	-1	0
Total	29	353	12.2	41	3

INT.	NO	YDS	AVG	LG	TD
Total	0	0	0.0	0	0

PUNTING	NO	YDS	AVG	TB	IN	20	LG
G. Montgomery	5	213	42.6	0	1	58	
[BLOCKED]	1	0	0.0	0	0	0	0
Total	6	213	35.5	0	1	58	

PUNT RET.	NO	FC	YDS	LG	TD
J. Lewis	3	0	16	13	0
[OB]	1	0	0	0	0
Total	3	0	16	13	0

KICKOFF RET.	NO	FC	YDS	LG	TD
J. Lewis	6	0	138	31	0
R. Ethridge	1	0	29	29	0
[TOUCHBACK]	1	0	0	0	0
Total	7	0	167	31	0

Game Weather: Sunny -- 60 degrees Humidity: 50 Wind: E 7 mph
Attendance: 63,569 (Tickets Distributed: 64,306; Unused: 737) Time: 3:26



Game #6

NEW ENGLAND 22, WASHINGTON 27

October 13, 1996 • Foxboro Stadium

The Patriots held Redskin running back Terry Allen to just 71 yards on 21 carries (2.7 avg.) and kept him out of the end zone for the first time in 11 games, but the Redskins still scored a 27-22 victory over the Patriots to improve their record to 5-1 and remain in first place in the NFC East. Gus Frerotte threw two 13-yard third quarter touchdown passes, the second to veteran wide out Henry Ellard, to lead Washington back from a 10-6 halftime deficit. Ellard finished with a game-high eight receptions for 152 yards and a touchdown. He was also on the receiving end of two critical third down conversions on the Redskins' final possession - a time consuming drive which ended with a 24-yard field goal to secure the 27-22 victory.

The Patriots were led by Curtis Martin, who was the unanimous selection for Miller Lite Player of the Game and Staples Star of the Game honors as he rushed for 164 yards and two touchdowns on just 17 carries (9.6 avg.). It was the second-highest rushing total and the 10th 100-yard game in his 22-game career. His second touchdown of the game brought the Patriots to within two in the fourth quarter, 24-22, but Martin was swarmed and dropped for a loss on a two-point conversion attempt that would have tied the score. The Patriots' defense was unable to stop the Redskins on their final possession, despite two third and long situations. Washington capped a 12-play, 74-yard drive with a 24-yard field goal by Scott Blanton to take a 27-22 lead, leaving the Patriots just under a minute to navigate the final 67-yards for the go-ahead touchdown. Four consecutive pass attempts fell incomplete and the Patriots fell to 3-3.

FIELD GOALS (made() and missed)

S. Blanton (21) 48wl (24) A. Vinatieri (24) (35) (29) 43hr

Visitor	Washington	1	2	3	4	OT	F
Home	New England	3	7	14	3	-	27
		6	10	0	6	-	22

Team	QTR	Clock	SCORING PLAY	Visitor	Home
Patriots	1	7:46	A. Vinatieri 24 yard field goal (17-70, 7:14)	0	3
Redskins	1	2:35	S. Blanton 21 yard field goal (11-74, 5:11)	3	3
Patriots	1	0:18	A. Vinatieri 35 yard field goal (7-51, 2:17)	3	6
Redskins	2	13:04	L. Shepherd 32 yard run (Blanton kick) (5-63, 2:14)	10	6
Patriots	2	10:41	C. Martin 3 yard run (Vinatieri kick) (5-60, 2:23)	10	13
Patriots	2	4:08	A. Vinatieri 29 yard field goal (12-42, 5:16)	10	16
Redskins	3	10:28	J. Asher 13 yard pass from Frerotte (Blanton kick) (9-68, 4:32)	17	16
Redskins	3	6:18	H. Ellard 13 yard pass from Frerotte (Blanton kick) (7-39, 3:51)	24	16
Patriots	4	5:33	C. Martin 2 yard run (two point attempt failed) (7-53, 2:18)	24	22
Redskins	4	0:56	S. Blanton 24 yard field goal (12-74, 4:37)	27	22

FINAL INDIVIDUAL STATISTICS

Washington Redskins

RUSHING	ATT	YDS	AVG	LG	TD
T. Allen	26	71	2.7	15	0
L. Shepherd	2	31	15.5	32	1
B. Mitchell	3	7	2.3	11	0
G. Frerotte	1	-1	-1.0	-1	0
Total	32	108	3.4	32	1

PASSING ATT	CMP	YDS	S/YL	TD	LG	IN	
G. Frerotte	33	18	280	1/4	2	40	0
B. Mitchell	1	0	0	0/0	0	0	0
Total	34	18	280	1/4	2	40	0

PASS REC.	NO	YDS	AVG	LG	TD
H. Ellard	8	152	19.0	40	1
M. Logan	4	63	15.8	26	0
J. Asher	3	37	12.3	19	1
L. Shepherd	2	18	9.0	12	0
T. Allen	1	10	10.0	10	0
Total	18	280	15.6	40	2

INT.	NO	YDS	AVG	LG	TD
D. Green	1	16	16.0	16	0
Total	1	16	16.0	16	0

PUNTING	NO	YDS	AVG	TB	IN20	LG
M. Turk	5	221	44.2	0	1	56
Total	5	221	44.2	0	1	56

PUNT RET.	NO	FC	YDS	LG	TD
B. Mitchell	1	0	11	11	0
[TOUCHBACK]	1	0	0	0	0
Total	1	0	11	11	0

KICKOFF RET.	NO	FC	YDS	LG	TD
B. Mitchell	4	0	86	27	0
W. Bell	1	0	0	0	0
Total	5	0	106	27	0

New England Patriots

RUSHING	ATT	YDS	AVG	LG	TD
C. Martin	17	164	9.6	57	2
D. Meggett	2	5	2.5	4	0
T. Glenn	1	5	5.0	5	0
S. Gash	1	2	2.0	2	0
D. Bledsoe	2	1	0.5	2	0
Total	23	177	7.7	57	2

PASSING	ATT	CMP	YDS	S/YL	TD	LG	IN
D. Bledsoe	48	23	222	2/17	0	34	1
Total	48	23	222	2/17	0	34	1

PASS REC.	NO	YDS	AVG	LG	TD
T. Glenn	7	84	12.0	33	0
B. Coates	5	34	6.8	12	0
S. Jefferson	4	69	17.3	34	0
D. Meggett	3	21	7.0	9	0
S. Gash	2	11	5.5	9	0
T. Brown	1	9	9.0	9	0
C. Martin	1	-6	-6.0	-6	0
Total	23	222	9.7	34	0

INT.	NO	YDS	AVG	LG	TD
Total	0	0	0.0	0	0

PUNTING	NO	YDS	AVG	TB	IN20	LG
T. Tupa	2	94	47.0	1	0	56
Total	2	94	47.0	1	0	56

PUNT RET.	NO	FC	YDS	LG	TD
D. Meggett	4	0	23	12	0
[DOWNED]	1	0	0	0	0
Total	4	0	23	12	0

KICKOFF RET.	NO	FC	YDS	LG	TD
D. Meggett	3	0	59	28	0
T. Brown	2	0	41	22	0
Total	5	0	100	28	0

Game Weather: Sunny -- 60 degrees Humidity: 79 Wind: NW 10 mph
Attendance: 59,638 (Tickets Distributed: 60,292; Unused: 654) Time: 3:26



1997 NEW ENGLAND PATRIOTS

Game #7

NEW ENGLAND 27, INDIANAPOLIS 9

October 20, 1996 • RCA Dome

The Patriots overcame two first quarter fumbles and a 6-0 deficit to score 24 unanswered points in the second and third quarters to stake a 27-9 upset over the division leading Indianapolis Colts. The Colts entered the game with a league-best 5-1 record, but the Patriots converted two of the Colts four turnovers into touchdowns and held the Colts to just nine points, their lowest point production since 1994. The Patriots turned the ball over at their own 21-yard line on their first possession, but the defense turned back the scoring threat by forcing a Lamont Warren fumble, which was recovered by Willie McGinest. The Patriots surrendered their second turnover of the quarter at their own 42-yard line on a bad center exchange. Once again, the defense answered the call, stopping Warren on fourth-and-one at the Patriots' 8-yard line. The Colts took a 6-0 lead on two Cary Blanchard field goals, but suffered a fumble deep in their own territory late in the first half, which resulted in the Patriots' first touchdown of the day. The Patriots took possession of the fumble at the Colts 8-yard line and wasted little time in scoring when Drew Bledsoe connected with Terry Glenn on the first play. The Patriots took a 10-6 lead at the half on an Adam Vinatieri field goal. In the third quarter, the Patriots' punt coverage team forced and recovered a Marvin Harrison fumble at the Colts' 17-yard line. Four plays later, the Patriots took a 17-6 lead on a Curtis Martin 1-yard touchdown run. The Colts' next drive ended on fourth down at the Patriots' 35 and the Patriots took advantage with a 10-play, 65-yard drive capped by Martin's second touchdown run of the day.

FIELD GOALS (made() and missed)

A. Vinatieri (44) (36)

C. Blanchard (21) (35) (38)

		1	2	3	4	OT	F
Visitor	New England	0	10	14	3	—	27
Home	Indianapolis	3	3	0	3	—	9

Team	QTR	Clock	SCORING PLAY	-----Score-----	
				Visitor	Home
Colts	1	2:49	Blanchard 21 yard field goal (9-57, 4:31)	0	3
Colts	2	6:12	Blanchard 21 yard field goal (10-51, 4:50)	0	6
Patriots	2	2:11	Glenn 8 yard pass from Bledsoe (Vinatieri kick) (1-8, 0:04)	7	6
Patriots	2	0:50	Vinatieri 44 yard field goal (4-6, 0:42)	10	6
Patriots	3	11:49	Martin 1 yard run (Vinatieri kick) (4-17, 1:37)	17	6
Patriots	3	1:57	Martin 6 yard run (Vinatieri kick) (10-65, 4:49)	24	6
Colts	4	13:09	Blanchard 38 yard field goal (11-54, 3:48)	24	9
Patriots	4	8:01	Vinatieri 36 yard field goal (11-53, 5:08)	27	9

FINAL INDIVIDUAL STATISTICS

New England Patriots

Indianapolis Colts

RUSHING	ATT	YDS	AVG	LG	TD	RUSHING	ATT	YDS	AVG	LG	TD
C. Martin	25	75	3.0	19	2	L. Warren	10	18	1.8	8	0
S. Gash	1	3	3.0	3	0	C. Groce	6	18	3.0	5	0
D. Bledsoe	5	2	0.4	6	0	J. Harbaugh	1	10	10.0	10	0
Total	31	80	2.6	19	2	V. Workman	1	3	3.0	3	0
						Total	18	45	2.7	10	0

PASSING	ATT	CMP	YDS	S/YL	TD	LG	IN	PASSING	ATT	CMP	YDS	S/YL	TD	LG	IN
D. Bledsoe	24	14	142	0/0	1	24	0	J. Harbaugh	43	26	223	3/14	0	16	0
Total	24	14	142	0/0	1	24	0	P. Justin	12	10	119	1/9	0	18	0
								Total	55	36	342	4/23	0	18	0

PASS REC.	NO	YDS	AVG	LG	TD	PASS REC.	NO	YDS	AVG	LG	TD
S. Jefferson	5	79	15.8	24	0	S. Dawkins	8	84	10.5	16	0
T. Glenn	3	29	9.7	14	1	L. Warren	7	50	7.1	12	0
D. Meggett	2	16	8.0	9	0	B. Stablein	5	47	9.4	13	0
S. Gash	2	12	6.0	7	0	A. Bailey	4	48	12.0	17	0
B. Coates	1	7	7.0	7	0	M. Harrison	4	42	10.5	14	0
C. Martin	1	-1	-1.0	-1	—	C. Groce	4	28	7.0	13	0
Total	14	142	10.1	24	1	K. Dilger	3	25	8.3	13	0
						V. Workman	1	18	18.0	18	0
						Total	36	342	9.5	18	0

INT.	NO	YDS	AVG	LG	TD	INT.	NO	YDS	AVG	LG	TD
Total	0	0	0.0	0	0	Total	0	0	0.0	0	0

PUNTING	NO	YDS	AVG	TB	IN20	LG	PUNTING	NO	YDS	AVG	TB	IN20	LG
T. Tupa	6	276	46.0	0	2	58	C. Gardocki	2	99	49.5	0	0	57
Total	6	276	46.0	0	2	58	Total	2	99	49.5	0	0	57

PUNT RET.	NO	FC	YDS	LG	TD	PUNT RET.	NO	FC	YDS	LG	TD
D. Meggett	2	0	46	28	0	M. Harrison	4	0	24	11	0
Total	2	0	46	28	0	[OB]	2	0	0	0	0
						Total	4	0	24	11	0

KICKOFF RET.	NO	FC	YDS	LG	TD	KICKOFF RET.	NO	FC	YDS	LG	TD
D. Meggett	2	0	55	28	0	A. Bailey	3	0	75	32	0
T. Brown	2	0	53	34	0	[TOUCHBACK]	3	0	0	0	0
Total	4	0	108	34	0	Total	3	0	75	32	0

Game Weather: Domed Stadium 72 degrees

Attendance: 58,725 (Tickets Distributed: 61,327; Unused: 2,602) Time: 3:06



Game #8

NEW ENGLAND 28, BUFFALO 25

October 27, 1996 • Foxboro Stadium

The Patriots claimed a 28-25 victory over the Buffalo Bills to move into a three-way tie for first place along with the Bills and the Indianapolis Colts. Drew Bledsoe led the Patriots on an eight-play, 84-yard drive, capped by a Curtis Martin 10-yard touchdown run, to give the Patriots a 21-18 lead in the fourth quarter. Linebacker Willie McGinest then intercepted a Jim Kelly pass and returned it 46 yards to score his first career touchdown and give the Patriots a 10-point lead with :41 remaining in the game.

Bledsoe finished with a season-high performance, completing 32 of 45 passes for 373 yards and a touchdown and a quarterback rating of 103.3. Bledsoe connected with Shawn Jefferson on a 42-yard completion on the Patriots' second possession, setting up a 4-yard touchdown pass to RB Curtis Martin. Two second quarter field goals by Adam Vinatieri gave the Patriots a 13-0 lead at the half. But, the Bills answered with 10 in the third quarter before Patriots DE Mike Jones pressured Jim Kelly in his own end zone for what resulted in a safety for the Pats and a 15-10 lead. The Bills took their first lead of the game when Thurman Thomas capped a 14-play, 72-yard drive on his fourth attempt at the goalline. A 2-point conversion put the Bills up by three, 18-15. The Patriots had an opportunity to tie the game with less than four minutes remaining in the game, but a 54-yard field goal attempt by Vinatieri fell short of the crossbar and gave the Bills the ball at their own 45-yard line. The Patriots forced the Bills to punt, which set up the 84-yard scoring drive orchestrated by Bledsoe.

Leading 28-18, the Patriots were once again victimized by a Hail Mary pass with just 33 seconds remaining in the game. The pass was tipped by Steve Tasker near the goalline and caught by Andre Reed for a 48-yard touchdown and a 28-25 final.

FIELD GOALS (made() and missed)

S. Christie (33)

A. Vinatieri (40) (32) 54sh

		1	2	3	4	OT	F
Visitor	Buffalo	0	0	10	15	—	25
Home	New England	7	6	2	13	—	28

Team	QTR	Clock	SCORING PLAY	-----Score-----	
				Visitor	Home
Patriots	1	1:17	Martin 4-yard pass from Bledsoe (Vinatieri kick)(5-80, 2:43)	0	7
Patriots	2	9:59	Vinatieri 40-yard field goal (9-54, 4:35)	0	10
Patriots	2	0:00	Vinatieri 32-yard field goal (15-63, 5:04)	0	13
Bills	3	8:20	Christie 33-yard field goal (11-23, 4:42)	3	13
Bills	3	3:51	Holmes 6-yard pass from Kelly (Christie kick)(8-80, 3:13)	10	13
Patriots	3	1:52	Safety, intentional grounding in end zone by Kelly	10	15
Bills	4	8:50	Thomas 1-yard run (Holmes run) (14-72, 5:22)	18	15
Patriots	4	1:25	Martin 10-yard run (kick no good, WL) (8-84, 1:22)	18	21
Patriots	4	0:41	McGinest 46-yard interception return (Vinatieri kick)	18	28
Bills	4	0:24	Reed 48-yard pass from Kelly (Christie kick)(1-48, 0:17)	25	28

FINAL INDIVIDUAL STATISTICS

Buffalo Bills

New England Patriots

RUSHING	ATT	YDS	AVG	LG	TD
T. Thomas	26	119	4.6	36	1
J. Kelly	1	12	12.0	12	0
D. Holmes	3	6	2.0	3	0
T. Tindale	1	4	4.0	4	0
S. Tasker	1	0	0.0	0	0
Total	32	141	4.4	36	1

RUSHING	ATT	YDS	AVG	LG	TD
C. Martin	21	54	2.6	10	1
D. Meggett	4	6	1.5	5	0
D. Bledsoe	3	-1	-0.3	1	0
Total	28	59	2.1	10	1

PASSING	ATT	CMP	YDS	S/YL	TD	LG	IN
J. Kelly	32	15	204	1/8	2	48	1
Total	32	15	204	1/8	2	48	1

PASSING	ATT	CMP	YDS	S/YL	TD	LG	IN
D. Bledsoe	45	32	373	2/15	1	42	0
Total	45	32	373	2/15	1	42	0

PASS REC.	NO	YDS	AVG	LG	TD
L. Johnson	6	47	7.8	12	0
A. Reed	4	121	30.3	48	1
Q. Early	3	32	10.7	14	0
D. Holmes	1	6	6.0	6	1
T. Cline	1	-2	-2.0	-2	0

PASS REC.	NO	YDS	AVG	LG	TD
K. Byars	7	52	7.4	13	0
C. Martin	5	21	4.2	8	1
S. Jefferson	4	95	23.8	42	0
T. Glenn	4	65	16.3	28	0
B. Coates	4	40	10.0	14	0
S. Gash	4	31	7.8	12	0
T. Brown	3	43	14.3	27	0
D. Meggett	1	26	26.0	26	0
Total	32	373	11.7	42	1

INT.	NO	YDS	AVG	LG	TD
Total	0	0	0.0	0	0

INT.	NO	YDS	AVG	LG	TD
McGinest	1	46	46.0	46	1
Total	1	46	46.0	46	1

PUNTING	NO	YDS	AVG	TB	IN20	LG
C. Mohr	7	306	43.7	2	1	55
Total	7	306	43.7	2	1	55

PUNTING	NO	YDS	AVG	TB	IN20	LG
T. Tupa	4	201	50.3	1	1	62
Total	4	201	50.3	1	1	62

PUNT RET.	NO	FC	YDS	LG	TD
J. Burris	2	0	5	6	0
Total	2	0	5	6	0

PUNT RET.	NO	FC	YDS	LG	TD
D. Meggett	4	1	14	9	0
Total	4	1	14	9	0

KICKOFF RET.	NO	FC	YDS	LG	TD
E. Moulds	5	0	108	27	0
Total	5	0	108	27	0

KICKOFF RET.	NO	FC	YDS	LG	TD
T. Brown	3	0	56	22	0
D. Meggett	1	0	16	16	0
M. Gisler	1	0	9	9	0
Total	5	0	81	22	0

Game Weather: Cloudy, cool Temp: 59 degrees Humidity: 69 Wind: E 10 mph
Attendance: 58,858 (Tickets Distributed: 60,292; Unused: 1,434) Time: 3:20



1997 NEW ENGLAND PATRIOTS

Game #9

NEW ENGLAND 42, MIAMI 23

November 3, 1996 • Foxboro Stadium

The Patriots overcame a 17-14 deficit to score 28 second half points to claim a 42-23 victory over the Miami Dolphins in an important AFC East battle. Drew Bledsoe threw for 419 yards and three second half touchdowns -- including a pair to tight end Ben Coates -- while completing 30 of 41 attempts in the game. It was Bledsoe's third 400-yard game of his career and third 300-yard game of the season. Curtis Martin complimented the quarterback's three-touchdown performance with three rushing touchdowns of his own, tying a Patriots' franchise record. Both Martin and Miami's Karim Abdul-Jabbar rushed for a pair of first half touchdowns. Martin's second score came with just :04 remaining in the half. The Patriots, who had suffered two turnovers in the first half, had to overcome successive turnovers on their first two possessions of the second half. Trailing 17-14, the Patriots regained the lead on their third possession of the second half, capitalizing on Miami's first of three turnovers of the game with a 23-yard scoring strike from Bledsoe to Coates to cap a 4-play, 72-yard drive. Coates, a 6-foot-5-inch, 245-pound tight end, scored his second touchdown of the game in the fourth quarter when he took a 4-yard pass in the flat from Bledsoe, eluded a tackle at the 20-yard line and raced 80 yards down the sideline for the decisive 84-yard touchdown and a 28-17 lead. It was the fourth longest reception and fifth longest play from scrimmage in franchise history. The Patriots went on to score 28-unanswered points before Miami answered with a last-minute touchdown on a pass from Craig Erickson to O.J. McDuffie.

FIELD GOALS (made() and missed)

J. Nedney 45wl (39)

		1	2	3	4	OT	F
Visitor	Miami	7	7	3	6	-	23
Home	New England	7	7	7	21	-	42

Team	QTR	Time	SCORING PLAY	-----Score-----	
				Visitor	Home
Patriots	1	7:40	Martin 1-yard run (Vinatieri kick)(8-62, 2:58)	0	7
Dolphins	1	1:27	Abdul-Jabbar 4-yard run (Nedney kick)(12-67, 6:13)	7	7
Dolphins	2	7:51	Abdul-Jabbar 3-yard run (Nedney kick)(12-65, 6:52)	14	7
Patriots	2	0:04	Martin 1-yard run (Vinatieri kick)(8-65, 0:59)	14	14
Dolphins	3	11:27	Nedney 39-yard field goal (5-25, 2:07)	17	14
Patriots	3	8:17	Coates 23-yard pass from Bledsoe (Vinatieri kick)(4-72, 2:23)	17	21
Patriots	4	7:30	Coates 84-yard pass from Bledsoe (Vinatieri kick)(3-98, 0:58)	17	28
Patriots	4	5:47	Gash 5-yard pass from Bledsoe (Vinatieri kick)(3-24, 1:24)	17	35
Patriots	4	2:36	Martin 2-yard run (Vinatieri kick)(4-43, 1:41)	17	42
Dolphins	4	0:55	McDuffie 29-yard pass from Erickson (2-pt attempt)(5-76, 1:41)	23	42

FINAL INDIVIDUAL STATISTICS

Miami Dolphins

RUSHING	ATT	YDS	AVG	LG	TD
K. Abdul-Jabbar	29	104	3.6	15	2
B. Parmalee	1	12	12.0	12	0
J. McPhail	1	2	2.0	2	0
I. Spikes	2	-3	-1.5	-1	0
Total	33	115	3.5	15	2

PASSING	ATT	CMP	YDS	S/YL	TD	LG	INT
D. Marino	24	17	225	2/16	0	34	1
C. Erickson	8	7	106	0/0	1	29t	0
Total	42	24	331	2/16	1	24	1

PASS REC.	NO	YDS	AVG	LG	TD
O.J. McDuffie	5	84	16.8	34	1
B. Parmalee	4	48	12.0	17	0
S. Pritchett	4	35	8.8	13	0
L. Thomas	3	71	23.7	34	0
C. Jordan	3	50	16.7	27	0
K. Abdul-Jabbar	3	16	5.3	6	0
I. Spikes	1	19	19.0	19	0
T. Drayton	1	8	8.0	8	0
Total	24	331	13.8	34	1

INT.	NO	YDS	AVG	LG	TD
S. Wooden	1	15	15.0	15	0
T. Buckley	1	8	8.0	8	0
Total	2	23	11.5	15	0

PUNTING	NO	YDS	AVG	TB	IN20	LG
J. Kidd	6	263	43.8	0	2	51
Total	6	263	43.8	0	2	51

PUNT RET.	NO	FC	YDS	LG	TD
O.J. McDuffie	2	2	30	19	0
Total	2	2	30	19	0

KICKOFF RET.	NO	FC	YDS	LG	TD
I. Spikes	3	0	65	26	0
C. Jordan	2	0	38	20	0
Z. Thomas	1	0	17	17	0
R. Hill	1	0	0	0	0
Total	7	0	120	26	0

New England Patriots

RUSHING	ATT	YDS	AVG	LG	TD
C. Martin	18	53	2.9	37	3
D. Meggett	3	6	2.0	5	0
Total	21	59	2.8	37	3

PASSING	ATT	CMP	YDS	S/YL	TD	LG	INT
D. Bledsoe	41	30	419	1/10	3	84t	2
Total	41	30	419	1/10	3	84t	2

PASS REC.	NO	YDS	AVG	LG	TD
T. Glenn	10	112	11.2	20	0
B. Coates	5	135	27.0	84t	2
D. Meggett	3	34	11.3	16	0
T. Brown	3	30	10.0	12	0
C. Martin	2	56	28.0	41	0
K. Byars	2	22	11.0	13	0
S. Jefferson	2	13	6.5	7	0
S. Gash	2	6	3.0	5t	1
H. Graham	1	11	11.0	11	0
Total	30	419	14.0	84t	3

INT.	NO	YDS	AVG	LG	TD
J. Hitchcock	1	0	0.0	0	0
Total	1	0	0.0	0	0

PUNTING	NO	YDS	AVG	TB	IN20	LG
T. Tupa	5	244	48.8	0	2	54
Total	5	244	48.8	0	2	54

PUNT RET.	NO	FC	YDS	LG	TD
D. Meggett	5	0	31	14	0
Total	5	0	31	14	0

KICKOFF RET.	NO	FC	YDS	LG	TD
D. Meggett	3	0	77	36	0
[Touchback]	1	0	0	0	0
Total	3	0	77	36	0

Game Weather: Sunny, windy, cold, Temp.: 47 degrees Humidity: 39 Wind: W 20 mph
Attendance: 58,942 (Tickets Distributed: 60,292; Unused: 1,350) Time: 3:22

**Game #10 NEW ENGLAND 31, NEW YORK JETS 27**

November 10, 1996 • The Meadowlands

Drew Bledsoe overcame a disastrous start and a 21-0 first half deficit to lead the Patriots to a 31-27 come-from-behind victory over the New York Jets. Two of Bledsoe's first three pass attempts were intercepted. Then, on the Patriots' third possession of the game, he lost a fumble while trying to avoid a sack. At the end of the first quarter, Bledsoe was 0-for-4 with two interceptions and a lost fumble which resulted in a Jets touchdown to give the Jets a 7-0 lead. But, Bledsoe responded by completing 24 of his final 30 attempts, including a streak of 11 consecutive completions, to finish 24-of-34 for 297 yards and three touchdowns. Jets RB Adrian Murrell gave the Jets a 21-0 advantage in the second after scoring two 1-yard touchdowns. The Patriots gained some redemption with an 8-play, 80-yard scoring drive just before the half, capped by a 26-yard touchdown pass from Bledsoe to Terry Glenn, and the Jets led 21-7 at the half. Curtis Martin scored his 14th touchdown of the season with a 1-yard dive to cap a 67-yard drive in the third and a 30-yard field goal by Adam Vinatieri pulled the Patriots to within four, 21-17, late in the third. But, the Jets responded with a 26-yard field goal by K Nick Lowery to take a 7-point lead entering the fourth quarter. Bledsoe took control in the fourth, directing two 9-play scoring drives (of 72 and 59 yards) and completing 11 of 13 pass attempts, including touchdown passes of 17 yards to Ben Coates and 2 yards to Keith Byars. Bledsoe's pass to Byars gave the Patriots their first lead of the game with 4:03 remaining, 31-27. In the final four minutes of the game, the Jets drove 76 yards on 11 plays and threatened to regain the lead with less than a minute to play from the Patriots' 11-yard line, but failed to connect on four consecutive pass attempts and turned the ball over on downs with just :17 left on the clock to give the Patriots their seventh victory of the season.

FIELD GOALS (made() and missed)

A. Vinatieri (30)

N. Lowery 48WR (26) (32)

		1	2	3	4	OT	F
Visitor	New England	0	7	10	14	-	31
Home	New York Jets	7	14	3	3	-	27

		Clock		----Score----	
Team	QTR	Time	SCORING PLAY	Visitor	Home
Jets	1	8:43	Graham 26-yard pass from Reich (Lowery kick) (12-80, 6:17)	0	7
Jets	2	12:59	Murrell 1-yard run (Lowery kick) (8-29, 4:14)	0	14
Jets	2	5:58	Murrell 1-yard run (Lowery kick) (9-60, 4:54)	0	21
Patriots	2	1:55	Glenn 26-yard pass from Bledsoe (Vinatieri kick) (8-80, 4:03)	7	21
Patriots	3	11:04	Martin 1-yard run (Vinatieri kick) (7-67, 3:56)	14	21
Patriots	3	6:26	Vinatieri 30-yard field goal (7-36, 2:29)	17	21
Jets	3	0:22	Lowery 26-yard field goal (12-67, 6:04)	17	24
Patriots	4	11:25	Coates 17-yard pass from Bledsoe (Vinatieri kick)(9-72, 3:57)	24	24
Jets	4	8:17	Lowery 32-yard field goal (9-67, 3:08)	24	27
Patriots	4	4:03	Byars 2-yard pass from Bledsoe (Vinatieri kick) (9-59, 4:14)	31	27

FINAL INDIVIDUAL STATISTICS**New England Patriots****Indianapolis Colts**

RUSHING	ATT	YDS	AVG	LG	TD	RUSHING	ATT	YDS	AVG	LG	TD
C. Martin	15	43	2.9	12	1	A. Murrell	31	128	4.1	26	2
T. Glenn	1	26	26.0	26	0	F. Reich	2	9	4.5	9	0
D. Bledsoe	1	-1	-1.0	-1	0	R. Anderson	3	5	1.7	4	0
Total	17	68	4.0	26	1	Total	36	142	3.9	26	2

PASSING	ATT	CMP	YDS	S/YL	TD	LG	IN	PASSING	ATT	CMP	YDS	S/YL	TD	LG	IN
D. Bledsoe	34	24	297	2/22	3	31	2	F. Reich	44	22	281	1/1	1	48	1
Total	34	24	297	2/22	3	31	2	Total	44	22	281	1/1	1	48	1

PASS REC.	NO	YDS	AVG	LG	TD	PASS REC.	NO	YDS	AVG	LG	TD
T. Glenn	6	83	13.8	28	1	J. Graham	6	95	15.8	26	1
C. Martin	5	81	16.2	31	0	R. Anderson	6	85	14.2	48	0
B. Coates	4	27	6.8	17	1	K. Johnson	4	44	11.0	20	0
K. Byars	4	22	5.5	9	1	W. Chrebet	3	33	11.0	20	0
S. Jefferson	3	42	14.0	18	0	A. Van Dyke	1	10	10.0	10	0
D. Meggett	1	26	26.0	26	0	K. Brady	1	7	7.0	7	0
T. Brown	1	16	16.0	16	0	A. Murrell	1	7	7.0	7	0
Total	24	297	12.4	31	3	Total	22	281	12.8	48	1

INT.	NO	YDS	AVG	LG	TD	INT.	NO	YDS	AVG	LG	TD
W. Clay	1	35	35.0	35	0	V. Green	1	9	9.0	9	0
Total	1	35	35.0	35	0	A. Glenn	1	0	0.0	0	0
						Total	2	9	4.5	9	0

PUNTING	NO	YDS	AVG	TB	IN20	LG	PUNTING	NO	YDS	AVG	TB	IN20	LG
T. Tupa	1	47	47.0	0	0	47	B. Hansen	2	69	24.5	0	0	36
Total	1	47	47.0	0	0	47	Total	2	69	24.5	0	0	36

PUNT RET.	NO	FC	YDS	LG	TD	PUNT RET.	NO	FC	YDS	LG	TD
D. Meggett	1	1	14	14	0	W. Chrebet	0	1	0	0	0
Total	1	1	14	14	0	Total	0	1	0	0	0

KICKOFF RET.	NO	FC	YDS	LG	TD	KICKOFF RET.	NO	FC	YDS	LG	TD
D. Meggett	3	0	78	32	0	H. Bailey	4	0	81	27	0
T. Brown	1	0	28	28	0	A. Van Dyke	2	0	25	17	0
Total	4	0	106	32	0	Total	6	0	106	27	0

Game Weather: Mostly cloudy, 45 degrees Humidity: 67 Wind: W-10 mph Wind Chill: 34
Attendance: 61,715 (Tickets Distributed: 77,716; Unused: 16,001) Time: 2:53



1997 NEW ENGLAND PATRIOTS

Game #11

DENVER 34, NEW ENGLAND 8

November 17, 1996 • Foxboro Stadium

Broncos RB Terrell Davis scored three touchdowns and K Jason Elam added a 28-yard field goal to give the Broncos a 24-0 first half lead en route to a 34-8 victory over the Patriots. It was the Patriots' worst defeat since the Broncos scored a 37-3 victory in Foxboro in 1995. The Patriots could not saddle the Broncos rushing attack, allowing a season-high 198 yards rushing. Davis led the way with 154 yards and two touchdowns on 32 carries. He added 56 yards and a touchdown on four receptions to finish with 210 yards for the afternoon. The Patriots stalled on the opening drive and failed to convert a fake punt, which gave the Broncos the ball at the Patriots' 32-yard line. Denver capitalized on the opportunity with a 15-yard pass from John Elway to Davis. Steve Atwater intercepted a Drew Bledsoe pass intended for Terry Glenn on the next play, giving the Broncos possession at the Patriots' 42-yard line. Five plays later, Davis capped the five-play scoring drive with a 10-yard touchdown run to give the Broncos a 14-0 lead just eight minutes into the game. The Patriots trailed the Broncos 24-0 in the third quarter before RB Curtis Martin was able to cap a 68-yard scoring drive with a 7-yard touchdown run. A pass to Keith Byars was successful for a two-point conversion and the Patriots had hope trailing by 16, 24-8. But, the Broncos responded on their next possession and took a 31-8 lead when Elway dove through the pile at the goal line for a touchdown. Elam added a field goal in the fourth to complete the scoring in the game and give the Broncos their 10th victory of the season, 34-8. The Patriots were held to a franchise low nine rushing attempts for just 17 yards (tied for second fewest rushing yards in team history).

FIELD GOALS (made() and missed)

		2007-08 Goals (made) and misses					
J. Elam	52wr (28) (47)				A. Vinatieri	40wr	
		1	2	3	4	OT	F
Visitor	Denver	14	10	7	3	-	34
Home	New England	0	0	8	0	-	8

		Clock				----Score----	
Team	QTR	Time	SCORING PLAY	Visitor	Home	Visitor	Home
Broncos	1	10:17	Davis 15-yard pass from Elway (Elam kick)(5-32, 2:41)	7	0		
Broncos	1	7:47	Davis 10-yard run (Elam kick)(5-42, 2:05)	14	0		
Broncos	2	10:58	Davis 2-yard run (Elam kick)(7-32, 3:51)	21	0		
Broncos	2	0:08	Elam 28-yard field goal (7-54, 0:57)	24	0		
Patriots	3	8:56	Martin 7-yard run (Bledsoe to Byars pass)(6-68, 1:44)	24	8		
Broncos	3	3:43	Elway 1-yard run (Elam kick)(10-71, 5:13)	31	8		
Broncos	4	10:21	Elam 47-yard field goal (11-40, 6:47)	34	8		

FINAL INDIVIDUAL STATISTICS

Denver Broncos

RUSHING	ATT	YDS	AVG	LG	TD
T. Davis	32	154	4.8	15	2
V. Hebron	11	43	3.9	13	0
J. Elway	1	1	1.0	1	1
A. Craver	1	0	0.0	0	0
Total	45	198	4.4	15	3

New England Patriots

RUSHING	ATT	YDS	AVG	LG	TD
C. Martin	7	13	1.9	7	1
D. Bledsoe	1	3	3.0	3	0
D. Meggett	1	1	1.0	1	0
Total	9	17	1.9	7	1

PASSING	ATT	CMP	YDS	S/YL	TD	LG	IN
J. Elway	23	14	175	1/6	1	23	1
B. Musgrave	4	2	55	0/0	0	46	0
Total	27	16	230	1/6	1	46	1

PASSING	ATT	CMP	YDS	S/YL	TD	LG	IN
Bledsoe	41	22	212	2/11	0	39	1
Tupa	1	0	0	0/0	0	0	0
Total	42	22	212	2/11	0	39	1

PASS REC.	NO	YDS	AVG	LG	TD
A. Miller	4	78	19.5	46	0
T. Davis	4	56	14.0	23	1
S. Sharpe	3	37	12.3	15	0
A. Craver	2	24	12.0	15	0
E. McCaffrey	2	24	12.0	19	0
D. Carswell	1	11	11.0	11	0
Total	16	230	14.4	46	1

PASS REC.	NO	YDS	AVG	LG	TD
C. Martin	7	23	3.3	9	0
B. Coates	5	48	9.6	13	0
S. Jefferson	2	56	28.0	39	0
T. Glenn	2	22	11.0	12	0
T. Brown	2	14	7.0	10	0
D. Meggett	2	13	6.5	8	0
K. Byars	1	27	27.0	27	0
S. Gash	1	9	9.0	9	0
Total	22	212	9.6	39	0

INT.	NO	YDS	AVG	LG	TD
S. Atwater	1	11	11.0	11	0
Total	1	11	11.0	11	0

INT.	NO	YDS	AVG	LG	TD
L. Milloy	1	14	14.0	14	0
Total	1	14	14.0	14	0

PUNTING	NO	YDS	AVG	TB	IN20	LG
T. Rouen	3	134	44.7	1	1	50
Total	3	134	44.7	1	1	50

PUNTING	NO	YDS	AVG	TB	IN20	LG
T. Tupa	5	225	45.0	0	0	53
Total	5	225	45.0	0	0	53

PUNT RET.	NO	FC	YDS	LG	TD
R. Smith	3	1	45	25	0
[DOWNED]	1	0	0	0	0
Total	3	1	45	25	0

PUNT RET.	NO	FC	YDS	LG	TD
D. Meggett	0	1	0	0	0
[DOWNED]	1	0	0	0	0
[TOUCHBACK]	1	0	0	0	0
Total	0	1	0	0	0

KICKOFF RET.	NO	FC	YDS	LG	TD
V. Hebron	1	0	27	27	0
B. Chamberlain	1	0	15	15	0
Total	2	0	42	27	0

KICKOFF RET.	NO	FC	YDS	LG	TD
T. Brown	4	0	83	29	0
D. Meggett	3	0	69	24	0
Total	7	0	152	29	0

Game Weather: Sunny, with light wind Temp.: 55 degrees Humidity: 33 Wind: W 10 mph
Attendance: 59,452 (Tickets Distributed: 60,292; Unused: 840) Time: 2:47

**Game #12 NEW ENGLAND 27, INDIANAPOLIS 13**

November 24, 1996 • Foxboro Stadium

After attempting a franchise low nine rushes vs. the Broncos on Nov. 17, the Patriots were determined to establish their running game early vs. the Colts. Curtis Martin, who had just 13 yards on seven carries vs. the Broncos, opened the game with six straight carries and moved the Patriots into field goal range on their opening drive. By the end of the first quarter, the Patriots had run 23 plays and Martin had totaled 76 yards on 18 carries (4.2 avg.). He finished the game with 141 yards and a touchdown on 35 carries to earn unanimous player of the game honors. The Patriots overpowered the Colts. By halftime, Martin had totaled 92 yards on 25 carries and Drew Bledsoe had connected on 11 of 16 pass attempts for 134 yards, including touchdown passes to Shawn Jefferson and Terry Glenn to give the Patriots a 17-3 lead at the half. The Colts pulled to within 11, 17-6, when Cary Blanchard converted a 50-yard field goal on the Colts' first possession of the second half. The Patriots took a 20-6 lead on an Adam Vinatieri 22-yard field goal on their ensuing possession and opened the fourth quarter with a 63-yard scoring drive capped by a 12-yard touchdown jolt through the Colts secondary by Martin. It was Martin's 16th touchdown of the year and the seventh consecutive game with a touchdown, setting and extending two franchise records. Glenn led all receivers with seven receptions for 82 yards and a touchdown and SS Lawyer Milloy led the team in tackles for the second straight week by recording nine stops.

FIELD GOALS (made() and missed)

		C. Blanchard		(42) (50)		A. Vinatieri		(26) (32)	
Visitor	Indianapolis	1	2	3	4	OT	F		
Home	New England	0	3	3	7	-	13		
		10	7	3	7	-	27		

		Clock		Score	
Team	QTR	Time	SCORING PLAY	Visitor	Home
Patriots	1	8:45	Vinatieri 26-yard field goal (11-56, 6:15)	0	3
Patriots	1	0:50	Jefferson 13-yard pass from Bledsoe (Vinatieri kick)(12-79, 6:08)	0	10
Patriots	2	4:37	Glenn 5-yard pass from Bledsoe (Vinatieri kick)(11-55, 5:22)	0	17
Colts	2	0:02	Blanchard 42-yard field goal (7-17, 0:55)	3	17
Colts	3	10:26	Blanchard 50-yard field goal (8-34, 4:34)	6	17
Patriots	3	4:39	Vinatieri 22-yard field goal (12-59, 5:47)	6	20
Patriots	4	11:42	Martin 12-yard run (Vinatieri kick)(8-63, 3:18)	6	27
Colts	4	2:57	Harrison 5-yard pass from Justin (Blanchard kick)(12-75, 3:33)	13	27

FINAL INDIVIDUAL STATISTICS**Indianapolis Colts****New England Patriots**

RUSHING	ATT	YDS	AVG	LG	TD	RUSHING	ATT	YDS	AVG	LG	TD
M. Faulk	10	25	2.5	11	0	C. Martin	35	141	4.0	121	1
J. Harbaugh	3	19	6.3	9	0	M. Grier	3	35	11.7	26	0
						D. Meggett	3	13	4.3	10	0
						D. Bledsoe	1	4	4.0	4	0
						K. Byars	2	2	1.0	3	0
Total	13	44	3.4	11	0	Total	44	195	4.4	26	1

PASSING	ATT	CMP	YDS	S/YL	TD	LG	IN	PASSING	ATT	CMP	YDS	S/YL	TD	LG	IN
P. Justin	22	11	128	0/0	1	37	0	D. Bledsoe	30	21	242	2/8	2	28	0
J. Harbaugh	18	11	119	0/0	0	22	1	Total	30	21	242	2/8	2	28	0
Total	40	22	247	0/0	1	37	1								

PASS REC.	NO	YDS	AVG	LG	TD	PASS REC.	NO	YDS	AVG	LG	TD
M. Harrison	6	93	15.5	37	1	T. Glenn	7	82	11.7	19	1
B. Stablein	5	38	7.6	11	0	S. Gash	4	56	14.0	28	0
S. Dawkins	4	52	13.0	19	0	C. Martin	3	28	9.3	24	0
M. Faulk	3	18	6.0	8	0	T. Brown	3	26	8.7	12	0
K. Dilger	2	26	13.0	17	0	S. Jefferson	2	20	10.0	13	1
L. Warren	2	20	10.0	11	0	D. Meggett	1	18	18.0	18	0
						B. Coates	1	12	12.0	12	0
Total	22	247	11.2	37	1	Total	21	242	11.5	28	2

INT.	NO	YDS	AVG	LG	TD	INT.	NO	YDS	AVG	LG	TD
						D. Sabb	1	0	0.0	0	0
Total	1	11	11.0	11	0	Total	1	0	0.0	0	0

PUNTING	NO	YDS	AVG	TB	IN20	LG	PUNTING	NO	YDS	AVG	TB	IN20	LG
C. Gardocki	5	225	45.0	0	1	54	T. Tupa	4	155	38.8	0	1	43
Total	5	225	45.0	0	1	54	Total	4	155	38.8	0	1	43

PUNT RET.	NO	FC	YDS	LG	TD	PUNT RET.	NO	FC	YDS	LG	TD
B. Stablein	3	1	32	30	0	D. Meggett	4	1	59	28	0
Total	3	1	32	30	0	Total	4	1	59	28	0

KICKOFF RET.	NO	FC	YDS	LG	TD	KICKOFF RET.	NO	FC	YDS	LG	TD
A. Bailey	6	0	134	35	0	T. Brown	2	0	56	30	0
						D. Meggett	1	0	27	27	0
Total	6	0	134	35	0	Total	3	0	83	30	0

Game Weather: Sunny, with light wind Temp.: 43 degrees Humidity: 59 Wind: N 15 mph
Attendance: 58,226 (Tickets Distributed: 60,292; Unused: 2,066) Time: 2:52



1997 NEW ENGLAND PATRIOTS

Game #13

NEW ENGLAND 45, SAN DIEGO 7

December 1, 1996 • Jack Murphy Stadium

The Patriots scored early and often and lit up the Chargers for 45 points in a 45-7 victory over San Diego. Quarterback Drew Bledsoe earned game honors for his near flawless performance. In just over three quarters of action, Bledsoe completed 19 of 29 attempts (65.5 percent) for 232 yards and four touchdowns and was not intercepted to finish with a quarterback rating of 136.0 for the game, the second-highest of his young career. On their opening drive of the game, the Patriots drove 64 yards in seven plays, alternating pass and run plays throughout a drive which was capped by an 8-yard strike from Bledsoe to Terry Glenn. The Patriots took a 14-0 lead in the first on their second possession, which was capped by a 19-yard pass from Bledsoe to Keith Byars. The Chargers answered with a 46-yard bomb from Stan Humphries to Tony Martin, also in the first, to pull back to within seven points. But that was as close as the Chargers would get, as the Patriots held San Diego scoreless in the final three quarters and cruised to a 45-7 triumph. Turnovers proved to be the difference of the game, as the Patriots forced six Charger miscues, including four interceptions. It was the eighth straight series victory over the Chargers. The Patriots have not lost to the Chargers since 1970 -- in the final year of the AFL.

FIELD GOALS (made() and missed)

A. Vinatieri (4/7)

		1	2	3	4	OT	F
Visitor	New England	14	17	14	0	—	45
Home	San Diego	7	0	0	0	—	7

Team	QTR	Clock	SCORING PLAY	-----Score-----	
				Visitor	Home
Patriots	1	11:13	Glenn 8-yard pass from Bledsoe (Vinatieri kick)(7-64, 3:47)	7	0
Patriots	1	5:28	Byars 19-yard pass from Bledsoe (Vinatieri kick)(7-69, 3:29)	14	0
Chargers	1	2:58	Martin 46-yard pass from Humphries (Camey kick)(5-71, 2:30)	14	7
Patriots	2	13:20	Gash 7-yard pass from Bledsoe (Vinatieri kick)(2-7, 0:40)	21	7
Patriots	2	2:32	McGinest fumble recovery in end zone (Vinatieri kick)	28	7
Patriots	2	0:53	Vinatieri 47-yard field goal (7-24, 1:07)	31	7
Patriots	3	12:46	Jefferson 11-yard pass from Bledsoe (Vinatieri kick)	38	7
Patriots	3	1:23	Brown 42-yard fumble return (Vinatieri kick)	45	7

FINAL INDIVIDUAL STATISTICS

New England Patriots

RUSHING	ATT	YDS	AVG	LG	TD
C. Martin	19	63	3.3	19	0
M. Grier	12	23	1.9	11	0
D. Meggett	1	2	2.0	2	0
S. Zolak	3	-3	-1.0	-1	0
D. Bledsoe	1	-1	-1.0	-1	0
Total	36	84	2.3	19	0

PASSING	ATT	CMP	YDS	S/YL	TD	LG	IN
D. Bledsoe	29	19	232	2/3	4	25	0
Total	29	19	232	2/3	4	25	0

PASS REC.	NO	YDS	AVG	LG	TD
B. Coates	6	71	11.8	22	0
T. Glenn	5	63	12.6	25	1
S. Jefferson	4	52	13.0	23	1
K. Byars	1	19	19.0	19	1
C. Martin	1	14	14.0	14	0
S. Gash	1	7	7.0	7	0
D. Meggett	1	6	6.0	6	0
Total	19	232	12.2	25	4

INT.	NO	YDS	AVG	LG	TD
O. Smith	1	9	9.0	9	0
J. Henderson	1	7	7.0	7	0
T. Johnson	1	0	0.0	0	0
L. Milloy	1	0	0.0	0	0
Total	4	16	4.0	9	0

PUNTING	NO	YDS	AVG	TB	IN20	LG
T. Tupa	7	324	46.3	0	2	56
Total	7	324	46.3	0	2	56

PUNT RET.	NO	FC	YDS	LG	TD
D. Meggett	3	1	18	6	0
[OB]	2	0	0	0	0
[TOUCHBACK]	1	0	0	0	0
Total	3	1	18	6	0

KICKOFF RET.	NO	FC	YDS	LG	TD
T. Brown	2	0	38	26	0
Total	2	0	38	26	0

San Diego Chargers

RUSHING	ATT	YDS	AVG	LG	TD
L. Russell	10	35	3.5	15	0
F. Bradley	1	1	1.0	1	0
T. Fletcher	4	-4	-1.0	2	0
Total	15	32	2.1	15	0

PASSING	ATT	CMP	YDS	S/YL	TD	LG	IN
Humphries	35	16	204	4/45	1	46	3
Salisbury	16	6	58	2/13	0	18	1
Total	51	22	262	6/58	1	46	4

PASS REC.	NO	YDS	AVG	LG	TD
T. Martin	5	84	16.8	46	1
C. Jones	5	44	8.8	12	0
T. Fletcher	4	49	12.3	18	0
D. May	3	16	5.3	7	0
B. Still	2	34	17.0	25	0
L. Russell	2	27	13.5	25	0
A. Coleman	1	8	8.0	8	0
Total	22	262	11.9	46	1

INT.	NO	YDS	AVG	LG	TD
Total	0	0	0.0	0	0

PUNTING	NO	YDS	AVG	TB	IN20	LG
Bennett	7	315	45.0	1	2	52
Total	7	315	45.0	1	2	52

PUNT RET.	NO	FC	YDS	LG	TD
Da. Gordon	3	0	28	12	0
B. Still	1	0	1	1	0
[DOWNED]	1	0	0	0	0
[OB]	2	0	0	0	0
Total	4	0	29	12	0

KICKOFF RET.	NO	FC	YDS	LG	TD
A. Coleman	5	0	108	27	0
B. Still	2	0	57	37	0
[TOUCHBACK]	1	0	0	0	0
Total	7	0	165	37	0

Game Weather: Clear Temp.: 58 degrees Humidity: 49 Wind: WSW 9 mph
Attendance: 59,209 (Tickets Distributed: 60,541; Unused: 3,332) Time: 3:13

**Game #14 NEW ENGLAND 34, NEW YORK JETS 10**

December 8, 1996 • Foxboro Stadium

The Patriots clinched their second playoff berth in three years with a 34-10 victory over the New York Jets. They were led by Curtis Martin, who rushed for 94 yards and a touchdown in the game and eclipsed the 1,000-yard rushing plateau for the season. The Patriots set the tone early in the game. They were unable to convert on their opening possession, yet pinned the Jets back deep in their own territory when kicker Adam Vinatieri successfully landed a pooch punt out of field goal formation at the 3-yard line. A Jerome Henderson interception on the following possession led to a 2-yard touchdown pass from Drew Bledsoe to TE Ben Coates for an early 7-0 lead. The Patriots threatened to take a 14-0 lead early in the second quarter, but were denied on three attempts from inside the Jets' 2-yard line and had to settle for a 19-yard field goal. The Jets responded with a 27-yard field goal by Nick Lowery to pull to within seven, 10-3. On their ensuing possession, the Patriots drove 59 yards on seven plays, capped by a 19-yard touchdown run by Curtis Martin. The touchdown gave the Patriots a 17-3 lead and gave Curtis Martin an NFL-high 17 for the season. The Patriots had one last possession in the half with 1:33 remaining and drove 26 yards in eight plays to set up a 41-yard field goal by Vinatieri with just :07 left on the clock. The Jets answered in the second half, scoring on a 4-yard pass from Glenn Foley to Keyshawn Johnson to pull back to within 10, 20-10, but that was as close as they would get. Patriots CB Ty Law eliminated any threat of a Jets comeback when he intercepted a pass from Foley along the sideline and streaked 38 yards for his first career touchdown and a 27-10 lead.

FIELD GOALS (made() and missed)

		FIELD GOALS (made() and missed)				A. Vinatieri (19) (41)	
N. Lowery (27)		1	2	3	4	OT	F
Visitor	New York	0	3	7	0	—	10
Home	New England	7	13	7	7	—	34

		Clock		-----Score-----	
Team	QTR	Time	SCORING PLAY	Visitor	Home
Patriots	1	5:43	Coates 2-yard pass from Bledsoe (Vinatieri kick) (7-26, 3:56)	0	7
Patriots	2	13:07	Vinatieri 19-yard field goal (16-53, 6:29)	0	10
NY Jets	2	5:44	Lowery 27-yard field goal (14-70, 7:23)	3	10
Patriots	2	3:04	Martin 19-yard run (Vinatieri kick) (7-59, 2:40)	3	17
Patriots	2	0:02	Vinatieri 41-yard field goal (8-26, 1:31)	3	20
NY Jets	3	5:28	Johnson 4-yard pass from Foley (Lowery kick) (7-60, 2:59)	10	20
Patriots	3	2:24	Law 38-yard interception return	10	27
Patriots	4	4:19	Grier 1-yard run (Vinatieri kick) (10-54, 6:22)	10	34

FINAL INDIVIDUAL STATISTICS**New York Jets**

RUSHING	ATT	YDS	AVG	LG	TD
A. Murrell	12	30	2.5	17	0
G. Foley	1	11	11.0	11	0
B. Hansen	1	1	1.0	1	0
Total	14	42	3.0	17	0

PASSING	ATT	CMP	YDS	S/YL	TD	LG	IN
G. Foley	45	22	227	4/25	1	26	2
Total	45	22	227	4/25	1	26	2

PASS REC.	NO	YDS	AVG	LG	TD
K. Johnson	7	91	13.0	26	1
W. Chrebet	4	52	13.0	15	0
W. Slaughter	3	40	13.3	17	0
K. Brady	3	19	6.3	8	0
V. VanDyke	2	17	8.5	9	0
R. Anderson	2	14	7.0	7	0
A. Murrell	1	-6	-6.0	-6	0
Total	22	227	10.3	26	1

INT.	NO	YDS	AVG	LG	TD
Total					

PUNTING	NO	YDS	AVG	TB	IN20	LG
B. Hansen	5	208	41.6	0	0	52
Total	5	208	41.6	0	0	52

PUNT RET.	NO	FC	YDS	LG	TD
W. Chrebet	1	0	7	7	0
Total	1	0	7	7	0

KICKOFF RET.	NO	FC	YDS	LG	TD
R. Cobb	5	0	102	27	0
A. VanDyke	2	0	30	16	0
Total	7	0	132	27	0

New England Patriots

RUSHING	ATT	YDS	AVG	LG	TD
C. Martin	21	94	4.5	19	1
M. Grier	7	19	2.7	11	1
D. Bledsoe	2	3	1.5	2	0
S. Gash	2	2	1.0	2	0
D. Meggett	1	1	1.0	1	0
Total	33	119	3.6	19t	2

PASSING	ATT	CMP	YDS	S/YL	TD	LG	IN
D. Bledsoe	42	24	251	1/3	1	29	1
M. Grier	1	0	0	0	0	0	0
Total	43	24	251	1/3	1	29	1

PASS REC.	NO	YDS	AVG	LG	TD
T. Glenn	7	66	9.4	25	0
S. Jefferson	5	91	18.2	29	0
K. Byars	4	37	9.3	15	0
C. Martin	3	13	4.3	8	0
B. Coates	2	18	9.0	16	1
S. Gash	2	14	7.0	9	0
D. Meggett	1	12	12.0	12	0
Total	24	251	10.5	29	1

INT.	NO	YDS	AVG	LG	TD
T. Law	1	38	38.0	38t	1
J. Henderson	1	0	0.0	0	0
Total	2	38	19.0	38t	1

PUNTING	NO	YDS	AVG	TB	IN20	LG
T. Tupa	3	115	38.3	1	2	46
A. Vinatieri	1	27	27.0	0	1	27
Total	4	142	35.5	1	3	46

PUNT RET.	NO	FC	YDS	LG	TD
D. Meggett	4	1	19	11	0
Total	4	1	19	11	0

KICKOFF RET.	NO	FC	YDS	LG	TD
D. Meggett	2	0	55	35	0
T. Brown	1	0	15	15	0
Total	3	0	70	35	0

Game Weather: Night, windy Temp.: 46 degrees Humidity: 73 Wind: 15 mph
 Attendance: 54,621 (Tickets Distributed: 60,292; Unused: 5,671) Time: 3:19



1997 NEW ENGLAND PATRIOTS

Game #15

DALLAS 12, NEW ENGLAND 6

December 15, 1996 • Texas Stadium

The Patriots traveled to Dallas and held the defending Super Bowl champions to just 12 points on four Chris Boniol field goals, but could not generate any touchdowns of their own and dropped their fifth game of the season by a final of 12-6. The Cowboys clinched their fifth consecutive NFC East division title with the victory, while the Patriots fell to 10-5, but still clinched the AFC East division title with Miami's win over Buffalo.

Terry Glenn led all receivers with 83 yards on eight receptions and Curtis Martin averaged 4.6 yards per carry on 20 attempts to lead all rushers, but turnovers proved costly for the Patriots, who suffered from three interceptions and a fumble in the game. The Patriots sacked Troy Aikman three times in the first half alone, the most the Cowboys had given up all year. Ty Law earned game honors with his performance against Michael Irvin. Law finished with two interceptions and seven tackles in the game, second on the team.

The Patriots turned the ball over four times, including a fumble at the Cowboys 16-yard line. It was the first Patriot turnover inside the opponent's 20-yard line all season. Drew Bledsoe entered the game with the league's lowest interception rate (1.8%), but suffered three interceptions in the game -- two of which were tipped into the air.

The six points by the Patriots was the lowest point production of the season and the fewest scored since Oct. 8, 1995 when the Patriots lost 37-3 to the Denver Broncos. Ty Law earned player of the game honors for his defense of Michael Irvin. Law finished with two interceptions and seven solo tackles.

FIELD GOALS (made() and missed)

A. Vinatieri (21) (30)

C. Boniol (23) (36) (35) (29)

Visitor	New England	1	2	3	4	OT	F
Home	Dallas	6	0	0	0	-	6
		3	3	6	0	-	12

		Clock		SCORING PLAY		-----Score-----	
Team	QTR	Time				Visitor	Home
Patriots	1	9:14	Vinatieri 21-yard field goal (10-61, 3:05)			3	0
Patriots	1	5:56	Vinatieri 30-yard field goal (7-17, 3:00)			6	0
Cowboys	1	1:20	Boniol 23-yard field goal (8-14, 4:36)			6	3
Cowboys	2	2:06	Boniol 36-yard field goal (9-51, 4:36)			6	6
Cowboys	3	7:26	Boniol 36-yard field goal (13-69, 5:42)			6	9
Cowboys	3	4:58	Boniol 29-yard field goal (4-7, 1:30)			6	12

FINAL INDIVIDUAL STATISTICS

New England Patriots

RUSHING	ATT	YDS	AVG	LG	TD
C. Martin	20	91	4.6	21	0
D. Meggett	1	10	10.0	10	0

Total 21 101 4.8 21 0

PASSING ATT	CMP	YDS	S/YL	TD	LG	IN
D. Bledsoe	40	20	178	0/0	0	29 3
Total	40	20	178	0/0	0	29 3

PASS REC.	NO	YDS	AVG	LG	TD
T. Glenn	8	83	10.4	29	0
K. Byars	5	46	9.2	19	0
C. Martin	3	19	6.3	9	0
S. Jefferson	2	21	10.5	15	0
T. Brown	1	9	9.0	9	0
D. Meggett	1	0	0.0	0	0
Total	20	178	8.9	29	0

INT.	NO	YDS	AVG	LG	TD
T. Law	2	7	3.5	7	0
Total	2	7	3.5	7	0

PUNTING	NO	YDS	AVG	TB	IN20	LG
T. Tupa	3	113	37.7	0	1	48
Total	3	113	37.7	0	1	48

PUNT RET.	NO	FC	YDS	LG	TD
D. Meggett	3	1	27	13	0
Total	3	1	27	13	0

KICKOFF RET.	NO	FC	YDS	LG	TD
D. Meggett	5	0	78	18	0
Total	5	0	78	18	0

Dallas Cowboys

RUSHING	ATT	YDS	AVG	LG	TD
E. Smith	27	85	3.1	10	0
S. Williams	4	15	3.8	8	0
K. Williams	1	9	9.0	9	0
T. Aikman	3	-2	-0.7	1	0

Total 35 107 3.1 10 0

PASSING ATT	CMP	YDS	S/YL	TD	LG	IN
Aikman	28	16	169	3/25	0	21 2
Total	28	16	169	3/25	0	21 2

PASS REC.	NO	YDS	AVG	LG	TD
M. Irvin	6	76	12.7	20	0
E. Smith	5	55	11.0	21	0
D. Johnston	3	15	5.0	6	0
K. Williams	1	19	19.0	19	0
E. Bjornson	1	4	4.0	4	0
Total	16	169	10.6	21	0

INT.	NO	YDS	AVG	LG	TD
D. Woodson	2	22	11.0	21	0
R. Harper	1	15	15.0	15	0
Total	3	37	12.3	21	0

PUNTING	NO	YDS	AVG	TB	IN20	LG
Jett	4	183	45.8	0	2	53
Total	4	183	45.8	0	2	53

PUNT RET.	NO	FC	YDS	LG	TD
K. Martin	2	0	15	10	0
Total	2	0	15	10	0

KICKOFF RET.	NO	FC	YDS	LG	TD
H. Walker	2	0	89	70	0
K. Williams	1	0	17	17	0
Total	3	0	106	70	0

Game Weather: Cloudy skies Temp.: 41 degrees Humidity: 60 Wind: N 15 mph
Attendance: 64,578 (Tickets Distributed: 65,921; Unused: 1,343) Time: 2:42



Game #16

NEW ENGLAND 23, N.Y. GIANTS 22

December 21, 1996 • Giants Stadium

The New England Patriots scored 23 unanswered second half points and escaped from New York with a dramatic 23-22 victory over the Giants to secure a first-round playoff bye. The Giants dominated the first half of the game, building a 22-0 first half lead which was capped by a 23-yard interception return for a touchdown by Jason Sehorn with 2:45 remaining in the half.

After completing just 12 of 20 passes for 64 yards and two interceptions in the first half, Drew Bledsoe responded with a second-half passing clinic, completing 19 of 27 attempts for 237 yards and two touchdowns. His final completion came with 1:23 remaining in the game -- a 13-yard game-winning touchdown pass to tight end Ben Coates. It was Bledsoe's 10th come-from-behind victory of his career.

The Giants took their first possession to the Patriots' 1-yard line, but were turned away by a stingy New England defense which downed Gary Downs for no gain on fourth-and-goal. The Giants took a 2-0 lead in the first quarter when Bledsoe was flagged for intentionally grounding the ball from his own end zone, resulting in a safety. Charles Way scored from a yard out in the second, followed by two Daluiso field goals to give the Giants a 15-0 lead. On the Patriots' next possession, Sehorn stepped in front of Terry Glenn at the 23 and raced untouched into the end zone.

After a lifeless first half, David Meggett sparked a second-half revival when he fielded a punt at his own 40-yard line and returned it 60 yards for a touchdown. The return came just 1:11 after a touchdown pass to Glenn and pulled the Patriots to within five, 22-17, with 11:09 remaining in the game. Bledsoe led the fourth quarter revival, completing 12 of 18 passes for 156 yards and two touchdowns.

FIELD GOALS (made() and missed)

A. Vinatieri (40) B. Daluiso (30) (27)

Visitor	New England	1	2	3	4	OT	F
Home	New York	0	0	3	20	-	23
		2	20	0	0	-	22

Team	QTR	Clock	SCORING PLAY	Score	Visitor	Home
Giants	1	0:10	Safety (Bledsoe called for intentional grounding in end zone)	0	2	
Giants	2	12:28	Way 1-yard run (Daluiso kick) (6-44, 2:42)	0	9	
Giants	2	6:27	Daluiso 30-yard field goal (9-54, 4:07)	0	12	
Giants	2	3:00	Daluiso 27-yard field goal (7-43, 2:40)	0	15	
Giants	2	2:45	Sehorn 23-yard interception return (Daluiso kick)	0	22	
Patriots	3	4:12	Vinatieri 40-yard field goal (10-71, 5:04)	3	22	
Patriots	4	12:20	Glenn 26-yard pass from Bledsoe (Vinatieri kick) (10-88, 4:04)	10	22	
Patriots	4	11:09	Meggett 60-yard punt return (Vinatieri kick)	17	22	
Patriots	4	1:23	Coates 13-yard pass from Bledsoe (two-pt. failed) (13-75, 5:45)	23	22	

FINAL INDIVIDUAL STATISTICS

New England Patriots

RUSHING	ATT	YDS	AVG	LG	TD
D. Meggett	7	20	2.9	11	0
C. Martin	8	9	1.1	5	0
D. Bledsoe	2	-1	-0.5	0	0
T. Glenn	1	-2	-2.0	-2	0
Total	18	26	1.4	11	0

PASSING	ATT	CMP	YDS	S/YL	TD	LG	IN
D. Bledsoe	47	31	301	2/19	2	38	2
Total	47	31	301	2/19	2	38	2

PASS REC.	NO	YDS	AVG	LG	TD
T. Glenn	8	124	15.5	31	1
T. Brown	7	75	10.7	38	0
D. Meggett	6	28	4.7	7	0
K. Byars	3	24	8.0	17	0
B. Coates	3	19	6.3	13	1
C. Martin	2	1	0.5	4	0
S. Jefferson	1	22	22.0	22	0
M. Grier	1	8	8.0	8	0
Total	31	301	9.7	38	2

INT.	NO	YDS	AVG	LG	TD
O. Smith	1	11	11.0	11	0
Total	1	11	11.0	11	0

PUNTING	NO	YDS	AVG	TB	IN20	LG
T. Tupa	6	217	36.2	0	0	53
Total	6	217	36.2	0	0	53

PUNT RET.	NO	FC	YDS	LG	TD
D. Meggett	3	1	62	60	1
Total	3	1	62	60	1

KICKOFF RET.	NO	FC	YDS	LG	TD
D. Meggett	3	0	76	36	0
T. Brown	2	0	42	28	0

Total	5	0	118	36	0
-------	---	---	-----	----	---

New York Giants

RUSHING	ATT	YDS	AVG	LG	TD
G. Downs	22	52	2.4	9	0
C. Way	7	36	5.1	18	1
D. Brown	3	9	3.0	7	0
Total	32	97	3.0	18	1

PASSING	ATT	CMP	YDS	S/YL	TD	LG	IN
D. Brown	34	14	215	2/16	0	35	1
Total	34	14	215	2/16	0	35	1

PASS REC.	NO	YDS	AVG	LG	TD
T. Lewis	5	84	16.8	34	0
C. Way	3	50	16.7	22	0
L. Dawsey	2	23	11.5	15	0
C. Calloway	2	21	10.5	12	0
K. Alexander	1	35	35.0	35	0
H. Cross	1	2	2.0	2	0

Total	14	215	15.4	35	0
-------	----	-----	------	----	---

INT.	NO	YDS	AVG	LG	TD
J. Sehorn	1	23	23.0	23	1
P. Sparks	1	4	4.0	4	0
Total	2	27	13.5	23	1

PUNTING	NO	YDS	AVG	TB	IN20	LG
M. Horan	6	240	40.0	0	4	58
Total	6	240	40.0	0	4	58

PUNT RET.	NO	FC	YDS	LG	TD
A. Marshall	3	1	43	36	0
Total	3	1	43	36	0

KICKOFF RET.	NO	FC	YDS	LG	TD
C. Hamilton	2	0	41	21	0
K. Alexander	2	0	27	14	0

Total	6	0	94	21	0
-------	---	---	----	----	---

Game Weather: Sunny Temp.: 24 degrees Humidity: 57 Wind: NW 6 mph Wind Chill: 18
Attendance: 65,387 (Tickets Distributed: 77,860; Unused: 12,473) Time: 3:05



THE PATRIOTS' 1996 RECORD WHEN:

Overall Record	11-5
Home	6-2
Away	5-3

By Month

September	2-2
October	3-1
November	3-1
December	3-1

vs. AFC	9-3
East	6-2
Central	2-0
West	1-1

vs. NFC	2-2
East	2-2
Central	-
West	-

Playing Conditions

On Grass	8-3
On Artificial Turf	3-2
Outdoors	10-5
Indoors	1-0

Patriots Win the Coin Toss	8-4
Patriots Lose the Coin Toss	3-1

Scoring First	8-3
Leading at the Half	8-1
Tied at the Half	1-1
Trailing at the Half	2-3

Leading After 3 Qtrs	9-0
Tied after 3 Qtrs	0-1
Trailing after 3 Qtrs	2-4

In Overtime	1-0
-------------------	-----

Outcomes of 7 pts or less	4-3
Outcomes of 3 pts or less	3-0


Patriots Outgain Opposition	7-2
Patriots Outrush Opposition	6-3
Patriots Outpass Opposition	5-3

+ Turnover Margin	6-1
- Turnover Margin	3-3
Even Turnover Margin	2-1

With 100-yard Rusher	1-1
With 300-yard Passer	4-0
With 100-yard Receiver	2-0

Opponent 100-yard Rusher	3-2
Opponent 300-yard Passer	2-0
Opponent 100-yard Receiver	3-2

History





PRO FOOTBALL HALL OF FAME

There are currently two former Patriots who have been inducted into the Pro Football Hall of Fame and eight former Patriots who have been inducted into the Patriots Hall of Fame. Of those, five players have had their uniform numbers retired – Gino Cappelletti (20), Steve Nelson (57), John Hannah (73), Jim Lee Hunt (79) and Bob Dee (89).



#73 JOHN HANNAH • G • Alabama • Inducted to Pro Football Hall of Fame in 1991 • Inducted to Patriots Hall of Fame (HOF) in 1991

Hannah played his entire career with the Patriots, from 1973 through the Super Bowl season of 1985 ... he was regarded by many as the greatest guard to ever play the game and was the first Patriot player inducted into the Professional Football Hall of Fame ... he was one of two Patriots voted to the NFL's 75th anniversary team ... he played in 183 games, which ranks fourth in franchise history ... he only missed five games due to injuries during his 13-year career ... he was selected to nine Pro Bowls (1976, 1978-85), a Patriots team record ... he was called "The Greatest Offensive Lineman of All Time" by Sports Illustrated in their Aug. 3, 1981 cover story ... he was elected by his peers as the Offensive Lineman of the Year for four straight seasons (1978-81) ... he powered an offensive line which helped set an NFL record with 3,165 rushing yards in 1978 – a record which has not been challenged in 17 seasons ... he was the first rookie offensive lineman in franchise history to start in his NFL debut ... the Alabama product played for the legendary Coach Paul "Bear" Bryant and was drafted fourth overall by the Patriots in the 1973 NFL draft.



#40 MICHAEL HAYNES • CB • Arizona St. • Inducted to Pro Football Hall of Fame in 1997 • Inducted to Patriots Hall of Fame in 1994

Played for the Patriots from 1976-82 ... selected to the NFL's 75th Anniversary team and All-NFL Team of the 1980s ... he was voted to two All-Pro teams, six All-AFC teams and the All-Rookie team during his Patriots career ... he was known for his tenacious man-to-man coverage ... he currently ranks second among the team's all-time leading punt returners with 111 for 1,159 yards (10.4 avg.) and fifth with 28 career interception ... he was named to six Pro Bowls (1976-80 and 1982) in seven seasons ... he was the first player in Patriots history to return a punt for a touchdown – 89 yards vs. Buffalo (11/7/76) ... he ranks third in NFL record book with 608 punt return yards by a rookie and established seven new punt return records for the Patriots his rookie season ... he was voted The Sporting News AFC Rookie of the Year in 1976 ... the Arizona State product was drafted fifth overall in the 1976 NFL draft.



PATRIOTS HALL OF FAME



**#85 NICK BUONICONTI • LB • Notre Dame
• Inducted in 1992**

Played seven years for the Patriots from 1962-68 ... he was a perennial AFL All-Star, appearing in five games during his Patriots career (1963-67)... in 1966, he received the most votes and was a consensus All-Star selection ... he currently ranks seventh overall in Patriots history with 24 career interceptions ... former Kansas City Chief QB Len

Dawson said of Buoniconti, "If you are lucky enough to knock him down, you have to lay on him or he'll get right back into the play" ... the Springfield, Mass. native took night classes during the season at Suffolk University and received his law degree in 1968.

Buoniconti's Patriots' Statistics

Years	Games	Ints.	Yards	Sacks
1962-68	91	24	223	18.0



#20 GINO CAPPELLETTI • WR/K • Minnesota • Inducted in 1992

Cappelletti was an original Patriot who played for the Patriots from 1960-70 ... he was the Patriots' all-time leading scorer with 1,130 points (42 TDs, 176 FGs and 342 PATs), which ranks 17th among the NFL's all-time leading scorers ... he was one of only three men to play every game in the 10-year history of the AFL ... he led the AFL in

scoring five times and holds two of the top five scoring seasons in NFL history – 155 points in 1964 and 147 points in 1961 ... he currently ranks fourth among the Patriots' all-time leading receivers with 292 catches for 4,589 yards ... he holds the Patriots' record for extra points attempted (353), made (342), field goals attempted (333) and field goals made (176) ... he was a five-time AFL All-Star and is currently the Patriots' color analyst on the WBCN's Patriots Rock Radio Network.

Cappelletti's Patriots' Statistics

Years	Recp.	Yards	TDs	XPM	FGM	Points
1960-70	292	4,589	42	342	176	1,130




#89 BOB DEE • DE • Holy Cross • Inducted in 1993

Played for the Patriots from 1960-67 ... he was one of the ironmen of the AFL, never missing a game during his eight-year career and starting 112 consecutive games ... entering the 1997 season, he ranks 13th on Patriots' all-time sack list with 27.5 ... despite the equipment improvements over the years, Dee was a superstitious player who chose to

wear the same helmet throughout his career (105 of 112 games) ... scored the first touchdown in AFL history when he dove onto a fumble in the end zone in a preseason contest vs. Buffalo 7/30/60 ... he was voted to five AFL All-Star teams (1961, 1963-65).

Dee's Patriots' Statistics

Years	Games	Sacks
1960-67	112	27.5

**#14 STEVE GROGAN • QB • Kansas State • Inducted in 1995**

Played in 149 games during his 16-year playing career from 1975-1990 ... he is the Patriots' all-time career passing leader with 3,593 attempts, 1,879 completions, 26,886 yards and 182 touchdowns ... he also rushed for 2,164 yards (4.9 avg.) and 35 touchdowns during his career ... his 35 rushing touchdowns rank third in Patriots history ... he also ranks third in club history with 12 rushing touchdowns (1976) ... he holds the Patriots' single-game record with a 227.8 quarterback rating, which he achieved by completing 13 of 18 passes for 315 yards and 5 touchdowns and no interceptions (9/9/79 vs. NY Jets) ... despite playing quarterback, he was still revered as one of the hardest hitters and toughest Patriots in franchise history.

Grogan's Patriots' Statistics

Years	Att	Comp	Yds	TD	Int	Rush	Yds	TD
1975-90	3,593	1,879	26,886	182	208	445	2,164	35

**#79 JIM LEE HUNT • DT • Prairie View Inducted in 1993**

Nicknamed "Earthquake" by his teammates ... he played in 141 games during his 12-year Patriots career (1960-71) and was one of the original Patriots ... he was voted to four AFL All-Star games (1961, 1966-67 and 1969) ... he currently ranks 12th on the Patriots all-time sack list with 29.0 ... he was voted "the best pass rushing tackle in the AFL," by AFL scouts in 1967 ... at 5-feet-11-inches and 255 pounds, Hunt possessed great size and speed in his era ... he once intercepted a pass and out-ran running backs Billy Cannon and Charley Taylor on a 79-yard touchdown return.

Hunt's Patriots' Statistics

Years	Games	Sacks
1960-71	141	29.0

**#57 STEVE NELSON • LB • North Dakota St. • Inducted in 1993**

Played for the Patriots from 1974-87 ... he was the nucleus of Patriots defense for 14 years ... he was voted to three Pro Bowls (1981, 1985-86) ... he played in 174 games, which ranks sixth in franchise history ... he recorded over 100 tackles nine times during his career and finished with 1,776 tackles, an average of 10.2 per game ... he currently ranks 16th overall in Patriots history with 20.0 career sacks ... he registered 17 career interceptions, including five in 1978 ... he led the team in tackles in eight of his 14 seasons ... in 1984, he posted a career-high 207 total tackles, an unofficial team record ... he was credited with a career-high 22 stops vs. NY Jets (9/19/82).

Nelson's Patriots' Statistics

Years	Games	Sacks	Ints.	Yds
1974-87	174	20.0	17	226

**#15 BABE PARILLI • QB • Kentucky • Inducted in 1993**

Played for the Patriots from 1961-67 ... he enters the 1997 season ranked second among the Patriots' all-time career passing leaders with 16,747 yards and 132 touchdowns on 2,413 attempts ... his 1,140 career completions currently ranks third ... he threw for over 20,000 yards during his NFL career ... he established nearly every Patriots passing record during the 1960s and still holds the single-season touchdown record with 31 touchdown passes in 1964 ... he was voted to three AFL All-Star teams (1963-64 and 1966) and earned the AFL's Comeback Player of the Year honor in 1966.

Parilli's Patriots' Statistics

Years	Att	Comp	Yds	TD	Int
1961-67	2,413	1,140	16,747	132	138



PATRIOTS 35TH ANNIVERSARY TEAM

In 1994, a panel of local media members selected the Patriots' 35th Anniversary Team. There are 11 offensive players, 12 defensive players and three specialists listed below.

OFFENSE

Position	Player	Years Played
Quarterback	Steve Grogan	1975-90
Running Back	Jim Nance	1965-71
Running Back	Sam Cunningham	1973-79, 81-82
Wide Receiver	Stanley Morgan	1977-89
Wide Receiver	Gino Cappelletti	1960-70
Tight End	Russ Francis	1975-80, 87-88
Tackle	Bruce Armstrong	1987-present*
Tackle	Tom Neville	1965-77
Guard	John Hannah	1973-85
Guard	Sam Adams	1972-80
Center	Jon Morris	1964-74

DEFENSE

Position	Player	Years Played
Defensive End	Julius Adams	1971-79, 85-87
Defensive End	Larry Eisenhower	1961-69
Defensive Tackle	Houston Antwine	1961-71
Defensive Tackle	Jim Lee Hunt	1960-71
Linebacker	Andre Tippett	1982-93
Linebacker	Nick Buoniconti	1962-68
Linebacker	Steve Nelson	1974-87
Linebacker	Sam Hunt	1974-79
Cornerback	Mike Haynes	1976-82
Cornerback	Raymond Clayborn	1977-89
Safety	Fred Marion	1982-91
Safety	Ron Hall	1961-67

SPECIALISTS

Position	Player	Years Played
Kicker	Gino Cappelletti	1960-70
Punter	Rich Camarillo	1981-87
Specialist	Mosi Tatupu	1978-90

* denotes active status at time of selection

PATRIOTS ALL-AFL 10-YEAR ANNIVERSARY TEAM

The first All-Time Patriots team was voted on by the Patriots fans. The ballots were tallied on November 27, 1971 and announced during half-time of the 1971 season finale.

OFFENSE

Position	Player	Years Played
Quarterback	Vito "Babe" Parilli	1961-67
Fullback	Jim Nance	1965-71*
Running Back	Larry Garron	1960-68
Wide Receiver	Jim Colclough	1960-68
Wide Receiver	Art Graham	1963-69
Tight End	Jim Whalen	1965-69
Tackle	Charlie Long	1961-69
Tackle	Tom Neville	1965-77
Guard	Billy Neighbors	1962-65
Guard	Len St. Jean	1964-73*
Center	Jon Morris	1964-74*

DEFENSE

Position	Player	Years Played
Defensive End	Bob Dee	1960-67
Defensive End	Larry Eisenhower	1961-69
Defensive Tackle	Houston Antwine	1961-71*
Defensive Tackle	Jim Lee Hunt	1960-71*
Outside Linebacker	Tom Addison	1960-67
Outside Linebacker	Ed Philpott	1966-71*
Middle Linebacker	Nick Buoniconti	1962-68
Cornerback	Chuck Shonta	1960-67
Cornerback	Daryl Johnson	1968-71*
Safety	Don Webb	1962-71*
Safety	Ron Hall	1961-67

SPECIALISTS

Position	Player	Years Played
Kicker	Gino Cappelletti	1960-70
Punter	Tom Yewcic	1961-67

* denotes active status at time of selection



PATRIOTS IN THE PRO BOWL

1960 (0)		
No game played		
1961 (7)		
LB Tom Addison (1)	DT Houston Antwine (5)	CP Rich Camarillo (1)
DB Fred Bruney (1)	LB Nick Buoniconti (5)	CB Ray Clayborn (1)
WR Gino Cappelletti (1)	RB Larry Garron (4)	RB Tony Collins (1)
DE Bob Dee (1)	DT Jim Lee Hunt (3)	OG John Hannah (7)
HB Larry Garron (1)	OC Jon Morris (4)	OT Brian Holloway (1)
DT Jim Hunt (1)	FB Jim Nance (2)	1984 (4)
OG Charlie Leo (1)	OT Don Oakes (1)	OG John Hannah (8)
1962 (6)	1968 (5)	OT Brian Holloway (2)
LB Tom Addison (2)	DT Houston Antwine (6)	LB Steve Nelson (2)
DB Fred Bruney (2)	WR/KGino Cappelletti (5)	LB Andre Tippett (1)
DE Larry Eisenhower (1)	CB Leroy Mitchell (1)	1985 (8)
WR Jim Colclough (1)	OC Jon Morris (5)	CB Ray Clayborn (2)
DB Dick Felt (1)	OT Tom Neville (2)	RT Irving Fryar (1)
OT Charlie Long (1)	1969 (6)	OG John Hannah (9)
1963 (11)	RB Carl Garrett (1)	OT Brian Holloway (3)
LB Tom Addison (3)	DT Jim Lee Hunt (4)	RB Craig James (1)
DT Houston Antwine (1)	OC Jon Morris (6)	FS Fred Marion (1)
LB Nick Buoniconti (1)	WR Ron Sellers (1)	LB Steve Nelson (3)
WR Gino Cappelletti (2)	QB Mike Taliaferro (1)	LB Andre Tippett (2)
DE Bob Dee (2)	S Don Webb (1)	1986 (5)
DE Larry Eisenhower (2)	1970 (1)	CB Ray Clayborn (3)
FB Larry Garron (2)	OC Jon Morris (7)	K Tony Franklin (1)
DB Ron Hall (1)	1971-75 (0)	WR Stanley Morgan (3)
OG Charlie Long (2)	None	SpT Mosi Tatupu (1)
OG Billy Neighbors (1)	1976 (4)	LB Andre Tippett (3)
QB Babe Parilli (1)	TE Russ Francis (1)	1987 (2)
1964 (9)	OT Leon Gray (1)	WR Stanley Morgan (4)
LB Tom Addison (4)	OG John Hannah (1)	LB Andre Tippett (4)
DT Houston Antwine (2)	CB Mike Haynes (1)	1988 (3)
LB Nick Buoniconti (2)	1977 (2)	RB John Stephens (1)
WR/KGino Cappelletti (3)	TE Russ Francis (2)	LB Andre Tippett (5)
DE Bob Dee (3)	CB Mike Haynes (2)	LB Johnny Rembert (1)
DE Larry Eisenhower (3)	1978 (5)	1989 (1)
RB Larry Garron (3)	FB Sam Cunningham (1)	LB Johnny Rembert (2)
OC Jon Morris (1)	TE Russ Francis (3)	1990 (1)
QB Babe Parilli (2)	OT Leon Gray (2)	OT Bruce Armstrong (1)
1965 (4)	OG John Hannah (2)	1991 (2)
DT Houston Antwine (3)	CB Mike Haynes (3)	OT Bruce Armstrong (2)
LB Nick Buoniconti (3)	1979 (3)	TE Marv Cook (1)
DE Bob Dee (4)	OG John Hannah (3)	1992 (1)
OC Jon Morris (2)	CB Mike Haynes (4)	TE Marv Cook (2)
1966 (11)	WR Stanley Morgan (1)	1993 (0)
DT Houston Antwine (4)	1980 (7)	none
LB Nick Buoniconti (4)	DE Julius Adams (1)	1994 (3)
WR/KGino Cappelletti (4)	FS Tim Fox (1)	OT Bruce Armstrong (3)
DE Larry Eisenhower (4)	OG John Hannah (4)	QB Drew Bledsoe (1)
DT Jim Lee Hunt (2)	CB Mike Haynes (5)	TE Ben Coates (1)
OC Jon Morris (3)	WR Stanley Morgan (2)	1995 (3)
FB Jim Nance (1)	LB Steve Nelson (1)	OT Bruce Armstrong (4)
OT Tom Neville (1)	PK John Smith (1)	TE Ben Coates (2)
QB Babe Parilli (3)	1981 (1)	RB Curtis Martin (1)
DB Chuck Shonta (1)	OG John Hannah (5)	1996 (6)
OG Len St. Jean (1)	1982 (2)	OT Bruce Armstrong (5)
	OG John Hannah (6)	QB Drew Bledsoe (2)
	CB Mike Haynes (6)	TE Ben Coates (3)
		RB Curtis Martin (2)
		RE Willie McGinest (1)
		KR David Meggett (1)

NOTE: The number shown in parentheses indicates the number of appearances in Pro Bowl play. From 1960-70, Patriots players played in the AFL All-Star Game. All dates listed following 1970 represent NFL Pro Bowl games. The year indicates the season in which the player was selected for Pro Bowl participation, but the game itself is played in the following January or February. For example, players selected in the 1995 season played in the 1996 Pro Bowl, but are listed under 1995.



HISTORICAL DATES

1959

- Nov. 16 American Football League's eighth and final franchise is awarded to William H. Sullivan, Jr.
- Nov. 22 Northwestern RB Ron Burton is selected as first draft choice and Syracuse RB Gerhardt Schwedes is made first territorial choice.
- Dec. Mike Holovak is named director of player personnel. He is the first executive hired.
- Dec. 20 Clemson QB Harvey White becomes the first player to sign a Boston Patriots contract.

1960

- Feb. 8 Lou Saban is appointed first head coach.
- Feb. 20 As the result of a public contest, the team nickname of Patriots is chosen. The Patriots also announce that the team colors will be red, white and blue.
- April 1 Boston University Field is named as the Patriots' first home.
- April 2 Patriots become first pro team in history to issue public stock.
- April 19 Uniformed Patriot centering football (creative work of Boston—Worcester cartoonist Phil Bissell) is adopted as team logo.
- July 4 Team opens first training camp at the University of Massachusetts, 350 players attended.
- July 30 In the AFL's first ever preseason game, the Patriots defeat Buffalo 28-7 at War Memorial Stadium. Patriots DE Bob Dee recovered a fumble for the league's first touchdown.
- Aug. 14 Patriots play their first home game ever at Harvard Stadium, a 24-14 loss to the Dallas Texans before 11,000 fans.
- Sept. 9 In their first regular season game, the Patriots open with a 13-10 loss to Denver at B.U. Field before a crowd of 21,597.
- Sept. 16 DB Chuck Shonta recovered a fumble on the final play of the game and ran for a touchdown to give the Patriots their first victory with a 28-24 advantage over the N.Y. Titans at the Polo Grounds in New York.

1961

- Oct. 10 Mike Holovak replaces Lou Saban as head coach.
- Oct. 20 The Patriots' game with the Buffalo Bills at Boston University is postponed due to the threat of a hurricane. The game was played two days later (10/22) and the Patriots scored a 52-21 victory.
- Dec. 17 The Patriots ended the season with a 41-0 shutout over San Diego to finish with a 9-4-1 record, second in the AFL Eastern Division. The 41-point margin of victory remains the largest shutout victory in Patriots history.

1962

- Sept. 16 Opened the season at Harvard Stadium and beat the Houston Oilers 34-21. The Patriots played the remainder of their games at Boston University Field.
- Nov. 18 QB Babe Parilli suffers a broken collar bone in a game at Houston. The Patriots lost the game and their first-place standing in the division.
- Dec. 12 The Oakland Raiders claim one of the AFL's most shocking upsets with a 20-0 victory over the Patriots in the season finale. It was the Raiders' only victory of the season and knocked the Patriots out of championship contention.

1963

- Oct. 11 Patriots play their first game in Fenway Park and beat Oakland 20-14.
- Dec. 28 With a 26-8 victory over Buffalo, the Patriots win the AFL's Eastern Division title in the league's only season-ending tie-breaker game.

1964

- Jan. 5 The Patriots lose the AFL title game, 51-10, to the Chargers at San Diego.
- Dec. 20 Gino Cappelletti finished the season with 155 total points, currently ranking third in NFL history.

1966

- Rommie Loudd becomes the first African-American assistant coach in the AFL when Mike Holovak adds him to the Patriots' coaching staff prior to the 1966 season. The following season, Loudd was named director of player personnel.
- Dec. 17 Jim Nance rushes for 78 yards against the New York Jets in the season finale giving him 1,458 yards rushing for the season, a Patriots single-season team record. Nance was later awarded the league's Most Valuable Player honors.



1967

- Aug. 13 Patriots played the Baltimore Colts of the NFL in a preseason game. It was the first time the Patriots had played an NFL team. The Patriots lost the game 33-3.
- Dec. 17 Jim Nance finishes the season with 1,216 yards rushing and becomes the first player in AFL history to rush for over 1,000 yards in back-to-back seasons. He remains the only Patriot to have accomplished the feat.

1969

- Jan. 30 Patriots appoint Clive Rush as vice president and head coach.

1970

- Feb. 1 The American and National Football League's announced their merger, forming a common league with 26 teams, 13 in the American football Conference and 13 in the National Football Conference
- April 4 Foxboro selected as the new playing site for the Patriots.
- Sept. 23 Official ground-breaking ceremonies begin for the construction of the Patriots' new stadium in Foxboro, Mass. The stadium opened nearly one year later.
- Nov. 12 John Mazur replaces Clive Rush as head coach.

1971

- Mar. 22 The Boston Patriots are renamed the New England Patriots.
- Aug. 15 The Patriots make their debut at Schaefer Stadium in Foxboro. Gino Cappelletti kicked a 36-yard FG for the first points scored in the stadium as the Patriots topped the NY Giants 20-14 before 60,423 fans.

1972

- Feb. 17 Made financial history by paying first cash dividend of 15 cents per share.

1973

- Jan. 26 Chuck Fairbanks is named head coach and general manager.

1975

- Nov. 7 President William H. Sullivan, Jr. became the first majority owner in club history when he purchased additional voting stock to give him 88 per cent of the franchise's voting stock.

1976

- July 10 Patriots open their training camp for the first time at Bryant College in Smithfield, R.I. after spending the summers of 1969-75 at UMass/Amherst.
- Dec. 5 Patriots defeat New Orleans 27-6 at Foxboro to qualify for their first NFL playoff appearance and their first playoff appearance since the 1963 AFL Championship game.
- Dec. 8 Non-voting stockholders approve offer of \$15 per share made by Billy Sullivan to purchase all non-voting stock.
- Dec. 18 Lost AFC wild card playoff game to the eventual Super Bowl Champion Oakland Raiders, 24-21, in the final 10 seconds of play.

1977

- Aug. 20 Work completed on installation of new surface (Super Turf) in Schaefer Stadium.



Nov. 10, 1968 *Gino Cappelletti became the first player in AFL history to score more than 1,000 points in his career. He reached the milestone on a 19-yard touchdown reception from Tom Sherman.*



Jan. 30, 1973 Head Coach and GM Chuck Fairbanks poses with the three players the Patriots selected in the first round of the 1973 draft, (LtoR) John Hannah (4th selection), WR Darryl Stingley (19th) and RB Sam Cunningham (11th).

1978

- Sept. 3 Mrs. William H. (Mary M.) Sullivan, Jr. elected to the Patriots Board of Directors.
- Dec. 10 Patriots clinch their first outright divisional championship in the club's history with a last minute 26-24 victory over Buffalo at home.
- Dec. 31 Patriots lose 31-14 to Houston in first playoff game ever played in Foxboro.

1979

- April 2 Patriots announce that Head Coach and General Manager Chuck Fairbanks has been released from his contract to assume duties as head football coach at the University of Colorado.
- April 6 Francis "Bucko" Kilroy named as the new general manager and former Patriots' offensive coordinator Ron "Fargo" Erhardt named as head coach.
- July 13 Patriots' Vice President Charles W. "Chuck" Sullivan is promoted to Executive Vice President of the club.
- Sept. 3 Former Patriots' wide receiver Darryl Stingley is named Executive Director of Player Personnel.
- Oct. 23 Jeanne Sullivan McKeigue is elected as member of the club's Board of Directors.
- Dec. 16 Patriots close out 1979 regular season with 27-23 victory over Minnesota. Harold Jackson (1,013) and Stanley Morgan (1,002) become the first and second players, respectively, in Patriots history to transcend the 1,000-yard single-season receiving mark.

1980

- Feb. 25 Paul Sonnabend resigns as Executive Director of the NFL Management Council and is appointed as Vice President and a member of the Board of Directors of the Patriots.
- April 8 William H. "Billy" Sullivan, Jr., President of the Patriots, is re-elected as Chairman of the Board of NFL Properties.

1981

- Nov. 29 FB Sam Cunningham, with 35 yards on nine carries against St. Louis at Foxboro, surpasses Jim Nance (5,323 yards on 1,323 carries) as the Patriots' all-time career rushing leader.

1982

- Jan. 15 Ron Meyer, head coach at Southern Methodist University from 1976-81, is named the eighth head coach in club history.
- Dec. 12 The Patriots defeat the Miami Dolphins 3-0 in the infamous "Snow Plow Game." Mark Henderson used his snow plow and cleared a kicking surface on the Schaefer Stadium turf for John Smith. Smith then connected on a 33-yard field goal which would be the only scoring of the game.

1983

- Jan. 8 In their first playoff appearance since 1978, the Patriots lose to the eventual AFC Champion Miami Dolphins at the Orange Bowl, 28-13.
- Feb. 16 General Manager Bucko Kilroy is promoted to the position of Vice President and Patrick Sullivan, Assistant General Manager for four years, is named General Manager.
- May 17 William F. Finucane and Jeannette Allen Keefe are elected to the Patriots' Board of Directors.



Jan. 12, 1986 *The Patriots beat the Miami Dolphins, 31-14, thus winning the AFC Championship. In doing so, the Patriots ended an 18-game losing streak at the Orange Bowl. It was also only the second time the Patriots won at the Orange Bowl and the first since 1966.*

- May 23 Schaefer Stadium is renamed Sullivan Stadium in honor of the founder and driving force behind the Patriots franchise, William H. "Billy" Sullivan, Jr.
- June 29 Sullivan Stadium is officially rededicated and the Boston Pops performs a concert in the stadium that is open free-of-charge to the public.

1984

- June 1 The Patriots organize a fan advisory board, a group of season ticket holders who will help advise the Patriots on how to make Sullivan Stadium a more exciting and more pleasant place to bring a family to watch an NFL game.
- June 5 In the first-ever NFL Supplemental Draft, the Patriots select slotback Ricky Sanders of the Houston Gamblers, running back Eric Jordan of the Oakland Invaders and quarterback Walter Lewis of the Memphis Showboats.
- Aug. 10 The Patriots install a new SuperTurf surface at Sullivan Stadium. The original SuperTurf was installed in 1977.
- Oct. 25 Hall of Fame receiver Raymond Berry is named the head coach of the Patriots, replacing Ron Meyer. Berry, a former Patriots assistant coach, becomes the team's ninth head coach.

1985

- July 26 Patrick J. Sullivan, William H. Sullivan III and Mrs. Nancie Chamberlain are elected to the Patriots' Board of Directors.
- Oct. 13 Raymond Clayborn establishes a new team record for consecutive starts by starting his 111th straight game. Ray Hamilton had the old mark of 110, done from September 16, 1973 to October 26, 1980. (Clayborn continued the streak to a club-record 161 consecutive games). Clayborn celebrated the record-setting day by scoring his first professional touchdown on a 27-yard interception return.
- Dec. 28 The Patriots defeated the New York Jets, 26-14, at Giants Stadium (East Rutherford, N.J.) in the AFC wild-card game. With the victory the Patriots won their first NFL playoff game (the Patriots had an 0-3 NFL playoff record prior to the game).

1986

- Jan. 26 The Patriots play in Super Bowl XX, going against the Chicago Bears in the Louisiana Superdome in New Orleans. The Bears won the game, 46-10. The game, shown on NBC-TV, was the third-highest rated Super Bowl in history with a 48.3 rating and a 70 share (one rating point represents 859,000 TV households; a share is the percentage of sets in use). Only the 1982 and 1983 Super Bowls had higher ratings. It was the most widely watched TV show ever with 127 million viewers (topping the previous high of 121,600,000 who watched the final MASH show of February 28, 1983). The previous high Super Bowl in terms of viewers was Super Bowl XIX between the 49ers and the Dolphins (115,880,000). Also, 300 million people in China watched the game on tape delay.
- Jan. 27 Defensive end Julius Adams retires after 15 years (all with the Patriots). Adams, the team's number two draft choice in 1971 out of Texas Southern, was the oldest active defensive lineman in the league at age 37 when he retired. He started the final 12 games of the regular season, and all four post-season games in 1985. He has the club record for games played with 210.
- June 30 John Hannah, who was selected to the Pro Bowl a team record nine times, announces his retirement from the game. He retires ranked fourth in the team's record book for games-played with 183.



- June 12 Coach Raymond Berry, who led the Patriots to the AFC Championship and Super Bowl XX in his first full season as the team's head coach, signs new five-year contract.
- Sept. 7 1985 AFC Championship banner raised at Sullivan Stadium in pregame ceremony (prior to opening game vs. Indianapolis Colts). The banner is 10 feet wide and 15 feet long. Mr. William H. Sullivan, Jr. is joined by the governors from each of the New England states.
- Sept. 21 QB Tony Eason throws for team record 414 yards (400 previous record, done by Vito "Babe" Parilli in 1964). The Patriots lost to Seattle, 38-31, in the game played in Foxboro. Eason was 26 of 45 with three TDs and no interceptions.
- Dec. 7 WR Stanley Morgan establishes a new team record for catches in one season with his 67th catch (had five catches on the day). Morgan, who finished the season with 84 catches, broke Derrick Ramsey's previous mark of 66 catches, done in 1984.
- Dec. 31 NEP Partners purchase a three-year option to buy the Patriots.

1987

- Sept. 13 Patriots become first NFL team to have its games on a French-speaking radio network on a regular basis. CKLM—a 50,000-watt station out of Laval, Quebec, Canada—was the flagship station (others were CJSA in Ste. Agathe, Que.; CKSL in St. Jovite, Que., and CJER in St. Jerome, Que.). Pierre Donais was the announcer.
- Sept. 13 Patriots begin four-year, five-million dollar contract with WHDH-Radio in Boston.
- Nov. 29 Cornerback Raymond Clayborn ends his consecutive games played streak at 161 when he couldn't play vs. Philadelphia at Sullivan Stadium due to knee injury suffered the week before vs. Indianapolis Colts on November 22nd. Clayborn, who went on IR on November 24th (spent rest of season on list), broke Gino Cappelletti's record of 152 consecutive games-played and Ray Hamilton's 110 consecutive starts.

1988

- July 28 Victor K. Kiam II, the owner and chief executive officer of Remington Products, Inc. of Bridgeport, Conn., agrees to purchase the team from William H. Sullivan, Jr.
- Oct. 28 Victor K. Kiam II becomes majority owner of the Patriots. He will be chairman of the team. Francis W. Murray, the minority owner, is the vice chairman. William H. Sullivan, Jr., the founder and previous owner, remains as the team's president. The Kiam, Murray and Sullivan team is known as KMS Limited.
- Dec. 4 Veteran wide receiver Stanley Morgan catches his 500th career pass, on a 19-yarder (26 seconds remaining in the first quarter) vs. Seattle.

1989

- Jan. 6 Running back John Stephens is named the Old Spice/NFL Rookie of the Year.

1990

- Sullivan Stadium is renamed Foxboro Stadium.
- Feb. 27 Rod Rust is named the head coach of the Patriots, replacing Raymond Berry (who was relieved of his duties on Feb. 26). Rust, a former Patriots' defensive coordinator, becomes the team's 10th head coach.
- Mar. 14 Former Patriots offensive guard John Hannah and cornerback Mike Haynes are selected to the National Football League's All-1980s team, while current linebacker Andre Tippett was named to the second-team.



July 11, 1988 *The Patriots retire the number 57 worn by 14-year linebacker Steve Nelson, who retired following the 1987 season. Nelson played in three Pro Bowls and led the team in tackles for eight years.*



- Dec. 20 Sam Jankovich, the University of Miami's Athletic Director from 1982-90, is named the chief executive officer of the Patriots.

1991

- Jan. 7 Dick MacPherson is named head coach of the Patriots, replacing Rod Rust (who was relieved of his duties on Jan. 4). MacPherson, Syracuse University's head coach for the past 10 seasons, becomes the team's 11th head coach.
- May 3 The installation of a natural grass playing surface at Foxboro Stadium is completed.
- July 27 Former Patriots offensive guard John Hannah is inducted into the NFL Hall of Fame in Canton, Ohio.

1992

- May 11 James B. Orthwein purchases the controlling interest of the Patriots from Victor K. Kiam. Orthwein becomes Chairman of the Board of the club while Francis W. Murray, the club's minority owner, becomes President. Sam Jankovich remains the Chief Executive Officer.
- May 21 Patriots begin two-year deal with WLVI-TV (Channel 56) that gives the station the right to televise the team's preseason games as well as a weekly in-season Patriots magazine show.

1993

- Jan. 9 Sam Jankovich, the Patriots' chief executive officer for the past two seasons, resigns.
- Jan. 21 Bill Parcells is named head coach of the Patriots, replacing Dick MacPherson (who was relieved of his duties on Jan. 8). Parcells, a two-time Super Bowl winner with the New York Giants, becomes the team's 12th head coach. In addition, Patrick Forte is named Executive Vice President, Football Operations and James Hausmann is named Executive Vice President, Business Operations.
- Feb. 25 Patriots designate linebacker Vincent Brown as the club's first transitional player under the new Collective Bargaining Agreement.
- Mar. 31 Patriots Owner and Chairman James Orthwein unveils new logo and uniforms at a press conference at the Four Seasons Hotel in Boston. The new icon features a streamlined head of a minuteman while the primary color of the uniforms changes from red to blue.
- Aug. 18 Bob Dee, Jimmie Lee Hunt, Steve Nelson and Babe Parilli are inducted into the Patriots Hall of Fame.

1994

- Jan. 21 Robert K. Kraft becomes the Patriots fourth owner in the club's 35-year history with an agreement to purchase the team from James Orthwein.
- Feb. 25 The sale of the Patriots from James Orthwein to Robert K. Kraft becomes official.
- Feb. 26 Patriots fans respond to the sale by purchasing 5,958 season tickets, a Patriots single-day sales record.
- May 12 Andre Tippett is appointed director of player resources upon his announced retirement.
- June 1 Second-round draft choice Kevin Lee becomes the 10th and final 1994 Patriots draft choice to sign a contract. The 37-day signing period is the fastest reported to the league since the 1970 AFL-NFL merger.
- Nov. The Patriots announce WBCN - 104.1 FM as the team's new radio flagship station after reaching a three-year agreement.
- Dec. 24 The Patriots defeat the Chicago Bears 13-3, clinching the team's first playoff birth since 1986.



August 1992 Gino Cappelletti and Nick Buoniconti are inducted into the Patriots Hall of Fame.



July 20, 1996 Owner Robert Kraft signs QB Drew Bledsoe to a seven-year contract extension.

1995

- Jan. 1 The Cleveland Browns defeat the Patriots 20-13 in a first-round wild-card playoff game.
- Feb. 9 The Patriots announce Boston's ABC affiliate WCVB-TV (Channel 5) as their preseason television flagship station. WCVB will televise three preseason games and a weekly Patriots show, hosted by Mike Lynch.
- Mar. 29 The Patriots publish their premier issue of "Patriots Football Weekly," the team's official newspaper.
- Apr. 29 For the first time in franchise history, every home game is sold out before the season begins as the remaining 15,000 tickets are sold individually to non-season ticket holders.

1996

- Feb. 2 The Patriots sign a three-year pact with Bryant College to continue as the host for training camp. The team has held their training camps in Smithfield, R.I. since 1976 and with this extended agreement they will continue until 1998.
- Sept. 1 The official home page of the New England Patriots (www.patriots.com) launches its new look.
- Dec. 8 The Patriots clinch their second playoff birth in two years by defeating the NY Jets 34-10.
- Dec. 15 The Patriots clinch the AFC Division title for the first time since 1986.
- Dec. 21 The Patriots score 23 unanswered second half points and defeat the NY Giants 23-22 to secure a first-round playoff bye and first home playoff game since 1978. Rookie WR Terry Glenn finished the 1996 season with a total of 90 receptions, enough to break the rookie mark for receptions in a season (83 by Earl Cooper - 1980).

1997

- Jan. 5 The Patriots win their first home playoff game in team history by defeating the Pittsburgh Steelers 28-3 in Foxboro Stadium.
- Jan. 12 Otis Smith's 47-yard fumble return for a touchdown with 2:36 remaining enabled the Patriots to defeat the Jacksonville Jaguars 20-6 and earn their second AFC Championship and a trip to Super Bowl XXXI.
- Jan. 26 The Patriots lose 35-21 to the Green Bay Packers in Super Bowl XXXI. The two teams set a Super Bowl record for most points scored by both teams in the first quarter with 24. The game was the fourth most-watched program in television history.
- Jan. 31 Bill Parcells steps down as head coach of the New England Patriots.
- Feb. 3 The Patriots name Pete Carroll as their 13th head coach. Carroll, former head coach of the New York Jets in 1994, spent the '95 and '96 seasons as defensive coordinator of the San Francisco 49ers.
- Mar. 26 The NFL releases its 1997 regular season schedule and the Patriots are featured on six nationally televised games, including three Monday Night Football contests.
- May 2 Extended TE Ben Coates' contract through 2000.
- May 3 Patriots sell out each 1997 regular season contest for the fourth consecutive season. Individual game tickets were sold in just three hours.

**HISTORICAL CAPSULE**

Professional football arrived in New England on November 16, 1959, when a group of local businessmen, led by former public relations executive William H. "Billy" Sullivan, was awarded the eighth and final franchise in the new American Football League. One week later, Northwestern University running back Ron Burton was selected as the franchise's first draft choice and Syracuse running back Gerhardt Schwedes was selected as the team's first territorial choice.

Three key personnel decisions were made in the winter of 1960. First, former Boston College head coach Mike Holovak was named director of player personnel. Ed McKeever was hired as the team's first general manager and he selected Lou Saban as the team's first head coach.

One of the first orders of business of the management group was giving the franchise a name and that was accomplished through a public contest. Thousands of entries were submitted to name the team and 74 fans suggested the winning name, the Boston Patriots. Shortly after the franchise name was chosen, Boston Globe artist Phil Bissell drew a cartoon of a Minuteman preparing to snap a football and owner Sullivan liked the drawing so much that he selected "Pat Patriot" as the team logo. On April 1, 1960, Boston University Field – the former home of the Boston Braves – was selected as the first home of the Boston Patriots.

The organization's first training camp opened on July 4, 1960 at University of Massachusetts at Amherst. Approximately 350 players reported to the opening of camp, including a large contingent from Boston College. This group would be trimmed to 35 for the start of the regular season. The team's first preseason game was held on July 30 and the Patriots defeated the Buffalo Bills 28-7 at War Memorial Stadium Buffalo. Patriots defensive end Bob Dee recovered a fumble during the game and scored the AFL's first touchdown. The first "home" game was held two weeks later before 11,000 fans at Harvard Stadium and the Pats lost 24-14 to the Dallas Texans. The team's regular season home opener came on September 9 and 21,597 fans at Boston University field watched the team lose to the Denver Broncos 13-10.

The 1963 season saw the Patriots move to Fenway Park for home games, where they claimed their first division crown with a 7-6-1 record. The team lost the AFL title game, 51-10, to the San Diego Chargers. A number of Patriots players emerged as stars in the AFL during the 1960s, including wide receiver and kicker Gino Cappelletti, running back Jim Nance, quarterback Babe Parilli, linebacker Nick Buoniconti, defensive linemen Houston Antwine, Bob Dee, Larry Eisenhauer and Jim Lee Hunt and center Jon Morris.

In 1970, after a decade of playing at four different sites, including Boston University Field, Harvard Stadium, Fenway Park and Boston College Alumni Stadium, the Patriots selected Foxboro as the new home of the team. In March 1971, the team was renamed the New England Patriots. On August 15, 1971, the Patriots played their first game at Schaefer Stadium in Foxboro, defeating the New York Giants 20-14 before a crowd of 60,423 in a preseason contest.

In 1976, the Patriots earned a wild-card playoff berth, but lost to the eventual Super Bowl Champion Oakland Raiders, 24-21. In 1978, the Patriots won their first outright division title in franchise history, but lost to the Houston Oilers on Dec. 31, 31-14, in the first playoff game ever at Foxboro Stadium. During the 1970s several Patriots were regarded to be among the most outstanding players in the league in their positions, including offensive tackle John Hannah, cornerback Mike Haynes and tight end Russ Francis.

In 1982, Foxboro Schaefer Stadium was renamed Sullivan Stadium in honor of the Patriots owner. In 1985, the Patriots gained a wild-card berth in the playoffs and went on to defeat the New York Jets, Los Angeles Raiders and the Miami Dolphins to win their first AFC Championship and a trip to Super Bowl XX. Unfortunately, the Patriots faced one of the dominant teams of the '80s as the Chicago Bears



shuffled to a 46-10 Super Bowl victory. Following that season, Patriot greats John Hannah and Julius Adams retired.

On July 28, 1988, Remington Products, Inc. chief executive officer Victor Kiam purchased the Patriots from the Sullivan family and retained the team for four years.

In 1990, the Patriots' home field was renamed Foxboro Stadium and the following season natural grass was installed in the stadium for the first time by the stadium's new owner, Boston businessman Robert K. Kraft. On July 27 1991, Hannah became the first Patriot to be inducted into the Pro Football Hall of Fame in Canton, Ohio.

In 1992, St. Louis businessman James B. Orthwein purchased controlling interest of the Patriots and made some dramatic changes, both on and off the field. In 1993, he hired former New York Giants head coach Bill Parcells and a new coaching staff. In addition, he also made some cosmetic changes that spring with the unveiling of a new Patriots logo and the change of primary color from red to blue.

On January 21, 1994, Robert K. Kraft became the franchise's fourth owner when he purchased the team from Orthwein, saving the team from a possible move outside of New England. On May 12, 1994, linebacker Andre Tippett moved from the field to the front office when he announced his retirement. That season, the Patriots closed out the season with a seven-game win streak to qualify for their first playoff berth since 1985. The Patriots lost to the Cleveland Browns 20-13 in the wild-card playoff game. In 1995, the Patriots produced three Pro Bowl players, including Rookie of the Year running back Curtis Martin. Off the field, the Patriots became the only NFL team to publish an all-color team newspaper "Patriots Football Weekly" and to launch their own web site - www.patriots.com.

The Patriots continued their rise during a memorable 1996 season, winning the AFC Championship and returning to the Super Bowl for the second time in team history. The Patriots finished 11-5 and scored two home playoff wins, 28-3 vs. Pittsburgh and 20-6 vs. Jacksonville, winning the AFC Championship in front of a sold out Foxboro Stadium crowd. The Patriots were defeated by the Green Bay Packers in Super Bowl XXXI, 35-21. The game was the fourth most-watched program in television history attracting some 128,900,000 viewers. The Patriots placed six players - Bruce Armstrong, Drew Bledsoe, Ben Coates, Curtis Martin, Willie McGinest and David Meggett - in the 1996 Pro Bowl, it was the highest total since they sent eight players following the 1985 season.

On February 3, 1997, the Patriots hired Pete Carroll as their 13th head coach. Carroll is recognized as one of the top defensive minds in the National Football League. He spent the past two years with the San Francisco 49ers as their defensive coordinator.

The increased popularity of the Patriots took another step on May 3, 1997 when the Patriots sold out each 1997 regular season contest in just *three* hours. The '97 season will be the fourth consecutive season the Patriots have sold out every game. The ticket office also has 3,500 fans on a season ticket waiting list.

HISTORY



Robert Kraft and Jim Orthwein exchange a handshake after Kraft purchased the team on January 21, 1994.



PATRIOTS ALL-TIME ROSTER

NOTE: The following list includes players who have accrued at least one season of veteran status. (*Notes incomplete information for games started.)

AAAAA						
Name	Pos.	#	College	Years	GP	GS
Abrams, Bobby	LB	50	Michigan	1995	9	1
Acks, Ron	LB	51	Illinois	1972-73	28	27
Adams, Bob	TE	80	Pacific	1973-74	24	12
Adams, George	RB	33	Kentucky	1990-91	18	8
Adams, Sam	OG	61	Prairie View	1972-80	119	90
Adams, Julius	DE	85	Texas Southern	1971-77,79,85,87	108	90
Addison, Tom	LB	53	South Carolina	1960-67	14	11*
Agnew, Ray	DE	92	North Carolina State	1990-94	66	37
Alexander, Rogers	LB	91	Penn State	1987	3	2
Allard, Don	QB	12	Boston College	1962	4	NA
Allen, Marvin	RB	39	Tulane	1988-91	37	3
Anderson, Bob	RB	33	Colorado	1975	5	0
Anderson, Darren	CB	25	Toledo	1992	1	0
Anderson, Ralph	S	49	West Texas State	1973	13	11
Antrum, Glenn	WR	48	Connecticut	1989	1	0
Antwine, Houston	DT	65	Southern Illinois	1961-71	58	58
Armstrong, Bruce	OT	78	Louisville	1987-96	148	148
Arthur, Mike	C	65	Texas A&M	1993-94	44	38
Ashton, Josh	RB	31	Tulsa	1972-74	38	20
Atchason, Jack	OE	NA	Western Illinois	1960	1	NA
Atessis, Bill	DE	73	Texas	1971	5	0
Atkinson, Ricky	DB	37	S. Connecticut State	1987	1	0
Avezzano, Joe	OC	50	Florida State	1966	3	NA

BBBBB						
Baab, Mike	C	68	Texas	1988-89	31	28
Bahr, Matt	K	3	Penn State	1993-95	32	0
Bailey, Bill	RB	37	Cincinnati	1969	2	0
Bain, Bill	OT	62	Southern Cal	1986	3	0
Baker, Melvin	WR	83	Texas Southern	1975	1	0
Baldinger, Rich	OL	74	Wake Forest	1993	15	15
Ballou, Mike	LB	51	UCLA	1970	14	4
Banks, Willie	G	78	Alcorn A&M	1973	13	1
Barber, Kantroy	FB	46	West Virginia	1996	0	0
Barker, Jay	QB	7	Alabama	1995	0	0
Barnes, Bruce	P	3	UCLA	1973-74	23	0
Barnes, Pete	LB	59	Southern University	1976-77	25	18
Barnes, Rodrigo	LB	59	Rice	1974-75	6	0
Barnett, Harlon	S	42	Michigan State	1993-94	30	28
Barnett, Troy	DE	98	North Carolina	1994-95	31	15
Bartrum, Mike	TE	86	Marshall	1996	16	0
Baty, Greg	TE	85	Stanford	1986-87	21	7
Baumann, Charlie	K	8	West Virginia	1991-92	25	0
Bavaro, David	LB	52	Syracuse	1993-94	21	5
Beach, Walter	DB	26/41	Central Michigan	1960-61	18	NA
Beaudoin, Doug	S	27	Minnesota	1976-79	35	20
Beer, Tom	TE	82	Houston	1970-72	42	12
Bell, Bill	K	8	Kansas	1973	3	0
Bellino, Joe	RB	27	Navy	1965-67	35	1*
Bennett, Phil	LB	52	Miami	1960	2	NA
Benson, Mike	WR	86	S. Connecticut State	1987	0	0
Benson, Thomas	LB	53	Oklahoma	1988	12	0
Berger, Ron	DE	88	Wayne State	1969-72	42	23
Beverly, Randy	DB	27	Colorado State	1970-71	20	3
Bianchini, Frank	RB	30	Hofstra	1987	1	0
Biscaha, Joe	OE	34	Richmond	1960	1	NA
Bishop, Richard	NT	64	Louisville	1976-81	7	0
Black, Mel	LB	94	Eastern Illinois	1986-87	6	2
Blackmon, Don	LB	55	Tulsa	1981-87	89	72
Blahak, Joe	CB	21	Nebraska	1976	2	0
Blanchard, Dick	LB	49	Tulsa	1972	14	1
Blanks, Sid	RB	22	Texas A&I	1969-70	28	0
Bledsoe, Drew	QB	11	Washington State	1993-96	60	59
Bleier, Bob	QB	10	Richmond	1987	3	2
Bolton, Ron	DB	27	Norfolk State	1972-75	55	46
Boudreaux, Jim	DE	64	Louisiana Tech	1966-68	12	0*
Bowden, Andre	LB	51	Fayetteville State	1995	0	0
Bowman, Jim	S	28	Central Michigan	1985-89	73	12
Boyd, Greg	S	29	Arizona	1973	2	0
Boyd, Greg	DE	65	San Diego State	1977-78	23	0
Bradshaw, Morris	WR	88	Ohio State	1982	8	5
Bramlett, John	LB	57	Memphis State	1969-70	24	23
Brisby, Vincent	WR	82	NE Louisiana	1993-96	49	40



PATRIOTS ALL-TIME ROSTER

Name	Pos.	#	College	Years	GP	GS
Briscoe, Marlin	WR	88	Nebraska-Omaha	1976	14	5
Brock, Pete	C	58	Colorado	1976-87	145	66
Brown, Barry	TE-LB	66	Florida	1969-70	21	13
Brown, Bill E.	LB	54	Syracuse	1960	14	NA
Brown, Corwin	S	30	Michigan	1993-95	61	14
Brown, Monty	LB	93	Ferris State	1996	11	7
Brown, Preston	WR	81	Vanderbilt	1980-1982	14	4
Brown, Roger	S	47	Virginia Tech	1992	16	2
Brown, Sidney	CB	21	Oklahoma	1978	16	0
Brown, Troy	WR/KR	80	Marshall	1993-96	53	0
Brown, Vincent	LB	59	Mississippi Valley St.	1988-95	123	103
Browning, Dave	DE	74	Washington	1983	12	0
Brune, Fred	DB	33	Ohio State	1960-62	28	NA
Bruschi, Tedy	LB	54	Arizona	1996	16	0
Bryant, Hubie	WR	84	Minnesota	1971-72	12	2
Buben, Mark	DL	63	Tufts	1979, 1981	32	4
Bugenhagen, Gary	OT-G	67	Syracuse	1969-70	10	6
Buoniconti, Nick	LB	85	Notre Dame	1962-68	91	20*
Burke, John	TE	85	Virginia Tech	1994-96	43	12
Burks, Steve	WR	82	Arkansas State	1975-77	34	1
Burton, Ron	RB	22	Northwestern	1960-65	69	NA
Butts, Marion	RB	44	Florida State	1994	16	15
Byars, Keith	FB	41	Ohio State	1996	10	6
Byrd, Dennis	DT	78	North Carolina State	1968	14	14

CCCCC

Cade, Eddie	S	41	Arizona State	1995	10	0
Cagle, John	DT-LB-G	62	Clemson	1969	6	1
Calhoun, Don	RB	44	Kansas State	1975-81	94	49
Camarillo, Rich	P	3	Washington	1981-87	85	0
Canale, Justin	OG	63	Mississippi State	1965-68	56	14
Canale, Whit	DE	67	Tennessee	1968	13	0
Cappadona, Bob	RB	33	Northeastern	1966-67	27	3
Cappelletti, Gino	WR-K-DB	20	Minnesota	1960-70	152	17
Carey, Brian	WR	81	American International	1987	2	0
Carlson, Jeff	QB	17	Weber State	1992	3	2
Carpenter, Rob	WR	81	Syracuse	1991	8	1
Carter Kent	LB	51	Southern Cal	1974	2	0
Carter, Allen	RB	21	Southern Cal	1975-76	15	0
Carthen, Jason	LB	99	Ohio	1993-94	5	0
Carwell, Larry	DB	41	Iowa State	1969-72	51	38
Cash, Rick	DT	63	N.E. Missouri	1972-73	28	27
Catanho, Alcides	LB	54	Rutgers	1995	12	0
Cavanaugh, Matt	QB	12	Pittsburgh	1978-82	52	15
Caveness, Ron	LB		Arkansas	1968-69	NA	NA
Chandler, Al	TE	82	Oklahoma	1976-79	39	6
Chandler, Edgar	LB	50	Georgia	1973	12	11
Chapple, Dave	P	10	UC-Santa Barbara	1974	5	0
Charles, John	DB	25	Purdue	1967-69	39	37
Cheyunski, Jim	LB	50	Syracuse	1968-72	66	55
Childress, Fred	OG	61	Arkansas	1991	15	1
Chilton, Gene	C	63	Texas	1990-92	36	35
Christy, Richard	RB	23	North Carolina	1960	13	NA
Chung, Eugene	OL	69	Virginia Tech	1992-94	34	30
Cindrich, Ralph	LB	55	Pittsburgh	1972	12	3
Clark, Allan	RB	35	Northern Arizona	1979-80	27	0
Clark, Gail	LB	54	Michigan State	1974	8	0
Clark, Phil	DB	22	Northwestern	1971	2	0
Clark, Steve	DE	65	Kansas State	1981	7	0
Clayborn, Raymond	CB	26	Texas	1977-89	178	165
Clay, Willie	FS	32	Georgia Tech	1996	16	16
Clayton, Stan	OT	76	Penn State	1990	11	3
Cloutier, Dave	DB	28	Maine	1964	12	NA
Coates, Ben	TE	87	Livingstone	1991-96	96	60
Cobbs, Duffy	DB	43	Penn State	1987	3	0
Coffey, Wayne	WR	83	SW Texas State	1987	3	2
Cohen, Abe	OG	62	Tennessee-Chattanooga	1960	14	NA
Colclough, Jim	WR	81	Boston College	1960-68	124	6
Coleman, Dennis	LB	53	Mississippi	1971	8	0
Coleman, Eric	DB	22	Wyoming	1989	8	0
Coleman, Pat	WR	47	Mississippi	1990	1	0
Collins, Todd	LB	54	Carson-Newman	1992-94, 1996	49	28
Collins, Tony	RB	33	East Carolina	1981-87	102	83
Collons, Ferric	DE	92	California	1995-96	31	9
Colon, Harry	S	40	Missouri	1991	16	14
Colton, George	OT	63	Maryland	1987	3	3
Condon, Tom	OG	63	Boston College	1985	1	0
Conn, Dick	S	22	Georgia	1975-79	45	1
Cook, Marv	TE	85	Iowa	1989-93	80	59
Cooks, Terrence	LB	58	Nicholls State	1989	3	0



PATRIOTS ALL-TIME ROSTER

Name	Pos.	#	College	Years	GP	GS
Corbett, Steve	OG	62	Boston College	1975	14	0
Corcoran, Jim	QB	15	Maryland	1968	2	0
Corsetti, Rico	LB	93	Bates	1987	2	0
Costict, Ray	LB	55	Mississippi State	1977-79	46	7
Cowan, Larry	RB	44	Jackson State	1982	6	0
Crabtree, Eric	WR	10	Pittsburgh	1971	6	4
Crawford, Elbert	OL	65	Arkansas	1990-91	30	16
Crawford, Jim	RB	30	Wyoming	1960-64	54	NA
Creswell, Smiley	DE	92	Michigan State	1985	0	0
Crittenden, Ray	WR	81	Virginia Tech	1993-94	32	4
Croom, Corey	RB	26	Ball State	1993-95	43	2
Cross, Bob	OT	77	Kilgore C.C.	1960	4	NA
Crouthamel, Jake	RB	34	Dartmouth	1960	2	NA
Crow, Albert	DT	72	William & Mary	1960	3	NA
Crump, George	DE	91	East Carolina	1982-83	0	0
Crump, Harry	RB	31	Boston College	1963	14	NA
Cryder, Bob	OG	75	Alabama	1978-83	75	36
Cudzik, Walt	OC	54	Purdue	1960-63	56	NA
Cunningham, Jay	DB	21	Bowling Green	1965-67	40	1*
Cunningham, Sam	RB	39	Southern Cal	1973-79,81-82	107	94
Currier, Bill	DB	28	South Carolina	1980	16	0
Cusick, Pete	NT	76	Ohio State	1975	13	0

DDDDD

Damkroger, Maury	LB	51	Nebraska	1974	11	0
Danenhauer, Bill	DE	77	Emporia	1960	3	NA
Davis, Elgin	RB	40	Central Florida	1987-88	9	0
Davis, Greg	K	5	Citadel	1989	9	0
Davis, Jack	OG	65	Maryland	1960	14	NA
Dawson, Bill	TE-DE	NA	Florida State	1965	9	NA
Dawson, Lin	TE	87	N.C. State	1981-90	105	75
Dee, Bob	DE	89	Holy Cross	1960-67	14	14
Dellenbach, Jeff	C	66	Wisconsin	1995	17	5
Delucca, Gerry	OT	74	Middle Tennessee State	1960-64	19	NA
DeOssie, Steve	LB	99	Boston College	1994-95	32	0
DeRiggi, Fed	DT	71	Syracuse	1990	2	0
Dimitroff, Tom	QB	15	Miami (Ohio)	1960	3	NA
Disenzo, Tony	OT	76	Michigan State	1960	5	NA
Doig, Steve	LB	59	New Hampshire	1986-87	6	0
Dombroski, Paul	DB	47	Linfield	1981-84	36	0
Donnalley, Kevin	DB	23	N. Dakota State	1981	1	0
Dorsey, Nate	DE	66	Mississippi Valley St.	1973	2	0
Douglas, David	G	67	Tennessee	1989-90	16	6
Dowling, Brian	QB	14	Yale	1972-73	25	0
Dressler, Doug	RB	44	Chico State	1975	5	0
Dukes, Mike	LB	54	Clemson	1964-65	25	NA
DuLac, Bill	OG	68	Eastern Michigan	1974-75	26	2
Dumler, Doug	OC	58	Nebraska	1973-75	42	3
Dupard, Reggie	RB	21	Southern Methodist	1986-89	37	7
Durko, Sandy	S	22	Southern Cal	1973-74	25	18
Dykes, Hart Lee	WR	88	Oklahoma State	1989-90	26	16

EEEE

Eason, Tony	QB	11	Illinois	1983-89	72	49
Eaton, Chad	DT	90	Washington State	1996	4	0
Edmonds, Randy	LB	51	Georgia Tech	1971	14	0
Edwards, Tim	DE	98	Delta State	1992	14	1
Egu, Patrick	RB	33	Nevado-Reno	1989	7	0
Eisenhauer, Larry	DE	72	Boston College	1961-69	31	30

FFFF

Fairchild, Paul	OG	66	Kansas	1984-90	84	38
Falcon, Terry	OG	68	Montana	1978-79	18	0
Farmer, Lonnie	LB	55	Tennessee-Chattanooga	1964-66	31	NA
Farrell, Sean	OG	62	Penn State	1987-90	43	43
Feacher, Ricky	WR	83	Mississippi Valley St.	1976	3	0
Feagles, Jeff	P	6	Miami (Fla.)	1988-89	32	0
Feehery, Gerry	G	63	Syracuse	1989	0	0
Feggins, Howard	CB	36	UNC-Charlotte	1989	11	0
Feldhausen, Paul	OT	66	Northland	1968-69	2	0
Felt, Dick	DB	24	Brigham Young	1962-66	52	NA
Ferguson, Vagas	RB	43	Notre Dame	1980-82	31	21
Flick, Tom	QB	10	Washington	1982	3	0
Flutie, Doug	QB	2	Boston College	1987-89	17	13
Foreman, Chuck	RB	22	Miami (Fla.)	1980	16	0
Forte, Ike	RB	38	Arkansas	1976-77	23	1
Foster, Will	LB	55	Eastern Michigan	1973-74	21	1
Fox, Tim	S	48	Ohio State	1976-81	91	91
Frain, Todd	TE	44	Nebraska	1987	3	2



PATRIOTS ALL-TIME ROSTER

Name	Pos.	#	College	Years	GP	GS
Francis, Russ	TE	85	Oregon	1975-80, 87-88	92	83
Franklin, Arnold	TE	87	North Carolina	1987	14	0
Franklin, Tony	K	1	Texas A&M	1984-87	62	0
Fraser, Jim	LB-P	NA	Wisconsin	1966	14	NA
Frazier, Charley	WR	81	Texas Southern	1969-70	23	13
Frisch, David	TE	88	Colorado State	1995	2	0
Fryar, Irving	WR	80	Nebraska	1984-92	129	104
Fullington, Darrell	S	29	Miami (Fla.)	1991	5	0
Funchess, Tom	OT	73	Jackson State	1968-70	39	39
Fussell, Tom	DE	83	Louisiana State	1967	12	2

GGGGG

Gadbois, Dennis	WR	48	Boston	1987-88	5	1
Gallaher, Allen	OT	64	Southern Cal	1974	14	0
Gamble, R.C.	RB	13	South Carolina State	1968-69	27	14
Gambol, Chris	OL	74	Iowa	1990	16	15
Gannon, Chris	DE	91	SW Louisiana	1990-93	36	3
Garcia, Teddy	K	7	NE Louisiana	1988	16	0
Gardin, Ron	WR	37	Arizona	1971	8	0
Garrett, Carl	RB	30	New Mexico Highlands	1969-72	51	42
Garrett, J.D.	RB	32	Grambling State	1964-67	40	0*
Garron, Larry	RB	40	Western Illinois	1960-68	18	12
Gash, Sam	RB	33	Penn State	1992-96	72	31
Geddes, Bob	LB	59	UCLA	1973-75	24	6
Germany, Willie	S	29	Morgan State	1976	10	0
Gibson, Ernest	CB	43	Furman	1984-88	67	14
Gillen, John	LB	54	Illinois	1983	8	0
Gipson, Paul	RB	46	Houston	1973	5	0
Gisler, Mike	G	67	Houston	1993-96	57	5
Gladieux, Bob	RB	24	Notre Dame	1969-72	43	5
Glenn, Terry	WR	88	Ohio State	1996	15	15
Glenn, Vencie	DB	25	Indiana State	1986	4	0
Goad, Tim	NT	72	North Carolina	1988-94	109	105
Gogolak, Charlie	K	7	Princeton	1970-72	26	0
Golden, Tim	LB	59	Florida	1982-84	40	1
Golic, Bob	LB	51	Notre Dame	1979-81	33	12
Gonzalez, Noe	RB	38	SW Texas State	1974	2	0
Gordon, Steve	OL	66	California	1992-93	0	0
Gordon, Tim	S	41	Tulsa	1991-92	21	15
Graff, Neil	QB	15	Wisconsin	1974-75	25	2
Graham, Art	WR	84	Boston College	1963-68	75	17*
Graham, Hason	WR	81	Georgia	1995-96	19	1
Graham, Milt	OT	70	Colgate	1961-63	28	NA
Granby, John	DB	25	Virginia Tech	1992	0	0
Grant, Rupert	FB	34	Howard	1995	7	1
Graves, White	DB	44	Louisiana State	1965-67	40	0
Gray, Leon	OT	70	Jackson State	1973-78	78	77
Green, David	RB	38	Boston College	1995	2	0
Green, Jerry	RB	45	Georgia Tech	1960	2	NA
Greene, Tom	QB	14	Holy Cross	1960	10	NA
Grier, Marrio	RB	35	Tennessee-Chattanooga	1996	16	0
Griffith, Richard	TE	88	Arizona	1993	3	0
Grogan, Steve	QB	14	Kansas State	1975-90	149	131
Guyton, Myron	SS	29	Eastern Kentucky	1994-95	30	30
Guzik, John	NT	97	Ohio	1987	3	2

HHHHH

Hagen, Halvor	G-DE	62	Weber State	1971-72	26	15
Haggerty, Mike	OT-DE	75	Miami (Ohio)	1971	14	13
Haley, Darryl	OG	68	Utah	1982-84, 86	57	24
Hall, Ron	DB	23	Missouri Valley	1961-67	88	3
Hamilton, Ray	DE	71	Oklahoma	1973-81	132	117
Hammond, Kim	QB	15	Florida State	1969-70	4	0
Hannah, John	OG	73	Alabama	1973-85	183	183
Hanneman, Craig	DE	74	Oregon State	1974-75	20	3
Hansen, Brian	P	10	Sioux Falls	1990	16	0
Hansen, Bruce	RB	24	Brigham Young	1987	6	2
Hare, Eddie	P	8	Tulsa	1979	16	0
Harlow, Pat	OT	77	Southern Cal	1991-95	74	64
Harris, Marshall	DE	78	Texas Christian	1983	6	2
Harris, Rickie	DB	25	Arizona	1971-72	28	21
Harris, Ronnie	WR/KR	84	Oregon	1993-94	5	0
Hartley, Ken	P	7	Catawba	1981	2	0
Harvey, Richard	LB	58	Tulane	1990	16	9
Hasselbeck, Don	TE	80	Colorado	1977-83	86	27
Hauck, Tim	FS	40	Montana	1990	10	0
Hauser, Art	DT	67	Xavier	1960	8	NA
Hawkins, Mike	OLB	59	Texas A&I	1978-81	59	45
Hawkins, Steve	WR	80	Western Michigan	1994	7	0



PATRIOTS ALL-TIME ROSTER

Name	Pos.	#	College	Years	GP	GS
Hawthorne, Greg	WR-RB	27	Baylor	1984-86	43	11
Hayman, Conway	OG	65	Delaware	1972	0	0
Haynes, Mike	CB	40	Arizona State	1976-82	90	86
Henderson, Jerome	CB	36	Clemson	1991-93, 1996	39	10
Hendley, David	DB	28	S. Connecticut State	1987	2	0
Henke, Karl	OT	80	Tulsa	1969	10	7
Hennessey, Tom	DB	30	Holy Cross	1965-66	28	NA
Henson, Luther	NT	70	Ohio State	1982-84	21	2
Herline, Alan	P	6	Vanderbilt	1987	3	0
Herock, Ken	LB	36	West Virginia	1969	6	0
Herron, Mack	RB	42	Kansas State	1973-75	35	20
Hinton, Eddie	WR	82	Oklahoma	1974	9	1
Hitchcock, Jimmy	CB	31	North Carolina	1995-96	21	5
Hobby, Marion	DE	60	Tennessee	1990-92	42	8
Hodge, Milford	DE	97	Washington State	1986-89	49	8
Hodson, Tommy	QB	13	Louisiana State	1990-92	32	12
Hoey, George	DB	23	Michigan	1972-73	25	18
Holcomb, Sean	LB	60	Texas A&I	1995	0	0
Holloway, Brian	OT	76	Stanford	1981-86	88	77
Holmes, Darryl	FS	41	Ft. Valley State	1987-89	44	3
Holmes, Ernie	NT	63	Texas Southern	1978	3	0
Howard, Bob	CB	24	San Diego State	1975-77	37	15
Howard, David	LB	99	Long Beach State	1991-92	32	15
Huarte, John	QB	7	Notre Dame	1966-67	18	0*
Hubach, Mike	P	6	Kansas	1980-81	21	0
Hudson, Bill	DT	NA	Clemson	1965	NA	NA
Hunt, Jim Lee	DT	79	Prairie View	1960-71	141	55*
Hunt, Kevin	OT	62	Doane	1973	1	0
Hunt, Sam	LB	50	Stephen F. Austin	1974-79	84	82
Hunter, Ivy Joe	RB	45	Kentucky	1991	13	10
Hurst, Maurice	CB	37	Southern	1989-95	104	101
Hutson, Brian	SS	36	Mississippi State	1990	2	0
Hyland, Bob	OC	60	Boston College	1977	3	0

IIIII

Ilg, Ray	LB	45	Colgate	1967-68	28	3
Imhof, Martin	DE	64	San Diego State	1975	5	3
Ingram, Brian	LB	51	Tennessee	1982-85	39	0
Irwin, Heath	G	63	Colorado	1996	0	0
Ivory, Horace	RB	23	Oklahoma	1977-81	45	12

JJJJJ

Jackson, Harold	WR	29	Jackson State	1978-81, 87	64	62
Jackson, Honor	DB	29	Pacific	1972-73	20	12
Jacobs, Harry	DE-LB	83	Bradley	1960-62	23	NA
Jacobs, Ray	DT	87	Howard Payne	1969	8	5
Jagielski, Harry	DT	73	Indiana	1960-61	19	NA
James, Craig	RB	32	Southern Methodist	1984-88	52	33
James, Roland	SS	38	Tennessee	1980-90	145	122
Janik, Tom	DB-P	21	Texas A&I	1969-71	42	3
Jarostchuk, Ilia	LB	50	New Hampshire	1990	12	1
Jarvis, Ray	WR	87	Norfolk State	1979	7	0
Jefferson, Shawn	WR	84	Central Florida	1996	15	15
Jells, Dietrich	WR	83	Pittsburgh	1996	7	1
Jenkins, Ed	RB	30	Holy Cross	1974	3	0
Jeter, Gary	DE	99	Southern Cal	1989	14	0
Johnson, Andy	RB	32	Georgia	1974-76, 78-81	94	43
Johnson, Billy	DB	47	Nebraska	1966-69	32	4
Johnson, Damian	OG	68	Kansas State	1990	16	6
Johnson, Daryl	DB	23	Morgan State	1968-71	42	41
Johnson, Ellis	RB	38	S.E. Louisiana	1965-66	28	NA
Johnson, Joe	OE	24	Boston College	1960-61	13	NA
Johnson, Mario	DL	98	Missouri	1993	6	0
Johnson, Preston	RB	48	Florida A&M	1968	3	0
Johnson, Steve	TE	85	Virginia Tech	1988	14	3
Johnson, Ted	LB	52	Colorado	1995	28	28
Jones, Aaron	DE	97	Eastern Kentucky	1993-95	37	1
Jones, Cedric	WR	83	Duke	1982-90	120	37
Jones, Ezell	OT	74	Minnesota	1969-70	15	0
Jones, Mike	DE	96	North Carolina State	1994-95	45	30
Jones, Todd	OL	63	Texas A&M	1993	4	0
Jordan, Shelby	OT	74	Washington (Mo.)	1975, 77-82	95	87
Jordan, Tim	LB	93	Wisconsin	1987-89	30	10

KKKKK

Kadziel, Roin	LB	52	Stanford	1972	14	1
Kapp, Joe	QB	11	California	1970	11	10
Kecman, Dan	LB	NA	Maryland	1970	1	0
Keeton, Durwood	S	29	Oklahoma	1975	12	0
Kerrigan, Mike	QB	19	Northwestern	1983-84	2	0
Key, David	S	26	Michigan	1991	3	0



PATRIOTS ALL-TIME ROSTER

Name	Pos.	#	College	Years	GP	GS
Khayat, Ed	DT	73	Tulane	1966	14	NA
Kimber, Bill	OE	86	Florida State	1961	4	NA
Kiner, Steve	LB	57	Tennessee	1971-73	28	28
King, Claude	RB	41	Houston	1962	14	NA
King, Steve	LB	52	Tulsa	1973-81	124	40
Klein, Dick	OT	62	Iowa State	1961-62	24	NA
Knief, Gayle	WR	84	Morningside	1970	3	0
Koontz, Ed	LB	54	Catawba	1968	6	1
Krakau, Merv	LB	53	Iowa State	1978	1	0
Kratch, Bob	G	61	Iowa	1994-96	40	36
Kuehn, Art	OC	78	UCLA	1983	2	0

LLLLL

LaFreniere, Bill	WR		Northeastern	1987	0	0
Lambert, Dion	DB	28	UCLA	1992-93	30	4
Landry, Anthony	RB	35	Stephen F. Austin	1990	0	0
Lane, Max	OT	68	Navy	1994-96	46	32
Larson, William	RB	34	Western Illinois	1960	1	NA
Lassiter, Ike	DE	87	St. Augustine's	1970-71	19	16
Law, Ty	CB	24	Michigan	1995-96	27	19
Lawson, Jamie	RB	29	North Carolina State	1990	1	0
Lawson, Odell	RB	32	Langston	1970-71	16	3
LeBlanc, Michael	RB	27	Stephen F. Austin	1987	4	2
Lee, John	DE	66	Nebraska	1981	4	4
Lee, Keith	DB	94	Colorado State	1981-84	54	8
Lee, Kevin	WR	86	Alabama	1994-95	7	2
Lee, Robert	G	60	Missouri	1960	8	NA
Legette, Burnie	RB	35	Michigan State	1993-94	10	0
Lenkaitis, Bill	C	67	Penn State	1971-81	151	119
Leo, Bobby	WR	24	Harvard	1967-68	3	0
Leo, Charlie	OG	63	Indiana	1960-62	34	NA
Lewis, Bill	C	75	Nebraska	1993	7	5
Lewis, Vernon	CB	43	Pittsburgh	1993-96	44	2
Lindquist, Paul	DT	67	New Hampshire	1961	2	NA
Lingner, Adam	OL	66	Illinois	1986	0	0
Linne, Larry	WR	80	Texas-El Paso	1987	3	3
Lippett, Ronnie	DB	42	Miami (Fla.)	1983-88, 90-91	122	111
Livingston, Walt	RB	24	Heidelberg	1960	3	NA
Lockhart, Eugene	LB	51	Houston	1991-92	32	21
Lockwood, Scott	RB	40	Southern Cal	1992-93	4	0
Lofton, Oscar	OE	86	S.E. Louisiana	1960	14	NA
Long, Charlie	G	76	Tennessee-Chattanooga	1961-69	124	17
Long, Mike	OE	87	Brandeis	1960	2	NA
Lott, Billy	RB	32	Mississippi	1961-63	35	NA
Loudd, Rommie	LB	60	UCLA	1961-62	27	NA
Loukas, Angelo	G	66	Northwestern	1970	2	0
Lowery, Nick	K	7	Dartmouth	1978	2	0
Lowry, Orlando	LB	91	Ohio State	1989	2	0
Lucas, Ray	WR	15	Rutgers	1996	2	0
Lunsford, Mel	DE	72	Central State (Ohio)	1973-80	92	74

MMMMM

Mahoney, John "Butch"	NA		American International	1961	NA	NA
Maitland, Jack	RB	40	Williams	1971-72	27	0
Mallory, Irvin	DB	43	Virginia Union	1971	2	0
Mangiero, Dino	NT	96	Rutgers	1987	2	0
Mangum, John	DT	74	Southern Mississippi	1966-67	28	5*
Marion, Fred	FS	31	Miami (Fla.)	1982-91	144	113
Marsh, Aaron	WR	29	Eastern Kentucky	1968-69	28	16
Marshall, Al	WR	88	Boise State	1974	4	0
Martin, Curtis	RB	28	Pittsburgh	1995-96	32	30
Martin, Donald	CB	38	Yale	1973	14	2
Martin, Sammy	WR	82	Louisiana State	1988-91	40	1
Mason, Dave	S	28	Nebraska	1973	8	1
Mass, Wayne	OT	75	Miami (Fla.)	1972	6	0
Massey, Jim	CB	47	Linfield	1974-75	15	1
Matich, Trevor	OC	64	Brigham Young	1985-88	26	11
Matthews, Bill	LB	53	South Dakota State	1979-81	48	10
Matthews, Henry	RB	35	Michigan State	1972	3	3
May, Art	DE	71	Tuskegee	1971	11	5
McAlister, James	RB/KR	37	UCLA	1978	16	0
McCabe, Jerry	LB	52	Holy Cross	1987	3	3
McCall, Bob	RB	24	Arizona	1973	8	1
McCarthy, Shawn	P	11	Purdue	1991-92	29	0
McComb, Don	DE	85	Villanova	1960	1	NA
McCray, Prentice	S	34	Arizona State	1974-80	81	65
McCurry, Dave	S	40	Iowa State	1974	2	0
McDougald, Doug	DE	70	Virginia Tech	1980	8	0
McGee, George	OT	75	Southern	1960	14	NA
McGee, Tony	DE	78	Bishop (Texas)	1974-81	119	37



PATRIOTS ALL-TIME ROSTER

Name	Pos.	#	College	Years	GP	GS
McGinest, Willie	LB	55	Southern Cal	1994-96	48	39
McGovern, Rob	LB	58	Holy Cross	1992	4	0
McGrew, Lawrence	LB	50	Southern Cal	1980-89	98	74
McGruder, Scooter	CB	27	Kent State	1996	14	0
McHale, Joe	LB	55	Delaware	1987	3	0
McKay, Bob	OT	66	Texas	1976-78	39	16
McKinnon, Don	LB	51	Dartmouth	1963-64	17	NA
McMahon, Art	DB	28	N.C. State	1968-72	43	7
McMurtry, Greg	WR	86	Michigan	1990-93	58	41
McNeil, Emmanuel	NT	92	Tennessee-Martin	1989	1	0
McQuay, Leon	RB	31	Tampa	1975	13	0
McSwain, Chuck	RB	32	Clemson	1987	3	1
McSwain, Rod	CB	23	Clemson	1984-90	90	17
Meggett, David	RB	22	Towson State	1995-96	32	1
Meixler, Ed	LB	NA	Boston	1965	4	NA
Melander, Jon	OG	64	Minnesota	1991	11	3
Mildren, Jack	S	45	Oklahoma	1974	14	10
Millen, Hugh	QB	7	Washington	1991-92	20	20
Miller, Al	RB	32	Boston College	1960	14	NA
Miller, Dan	K		Miami (Fla.)	1982	2	0
Milloy, Lawyer	SS	36	Washington	1996	16	10
Mirich, Rex	DT	76	Northern Arizona	1970	7	1
Mitchell, Leroy	DB	41	Texas Southern	1967-68	28	28
Montler, Mike	OT	64	Colorado	1969-72	53	50
Moore, Arthur	DT	75	Tulsa	1973-77	29	0
Moore, Brandon	OT	70	Duke	1993-95	26	0
Moore, Greg	LB	54	Tennessee-Chattanooga	1987	3	3
Moore, Leroy	DE	61	Ft. Valley State	1961-62	19	NA
Moore, Marty	LB	58	Kentucky	1994-96	48	6
Moore, Steve	OT	67	Tennessee State	1983-87	52	31
Moore, Will	WR	83	Texas Southern	1995	16	13
Morgan, Stanley	WR	86	Tennessee	1977-89	170	165
Morris, Jamie	RB	24	Michigan	1990	5	0
Morris, Jon	OC	56	Holy Cross	1964-74	87	82
Morriss, Guy	OC	75	Texas Christian	1984-87	53	22
Mosier, John	TE	88	Kansas	1973	2	2
Moss, Roland	TE	86	Toledo	1971	14	6
Mowatt, Zeke	TE	81	Florida State	1990	10	0
Murphy, Bill	WR	31	Cornell	1968	6	5

NNNNN

Nance, Jim	RB	35	Syracuse	1965-71	94	66*
Naposki, Eric	LB	49	Connecticut	1988-89	4	0
Neighbors, Billy	OG	73	Alabama	1962-65	56	NA
Nelson, Edmund	DE	65	Auburn	1988	12	1
Nelson, Steve	LB	57	N. Dakota State	1974-87	174	173
Neumann, Tom	RB	36	Northern Michigan	1963	10	NA
Neville, Tommy	OT	77	Mississippi	1965-77	172	114*
Nichols, Bob	TE	87	Boston	1967-68	15	1

OOOOO

O'Hanley, Ross	DB	25	Boston College	1960-65	63	NA
O'Neill, Pat	P	5	Syracuse	1994-95	24	0
Oakes, Don	OT	71	Virginia Tech	1963-68	27	16
Osley, Willie	CB	37	Illinois	1974	10	4
Outlaw, John	DB	44	Jackson State	1969-72	33	19
Overton, Don	RB	29	Fairmont State	1990	7	0
Owen, Tom	QB	17	Wichita State	1976-81	12	1
Owens, Dennis	NT	98	N.C. State	1982-86	71	44

PPPPP

Parilli, Babe	QB	15	Kentucky	1961-67	94	11*
Patrick, Mike	P	2	Mississippi State	1975-78	43	0
Patton, Jerry	DE	72	Nebraska	1975	3	3
Pennywell, Carlos	WR	88	Grambling State	1978-81	48	2
Peoples, George	RB	35	Auburn	1983	16	0
Perkins, Willis	OG	NA	Texas Southern	1961	1	NA
Perryman, Robert	RB	34	Michigan	1987-89	41	31
Peterson, Joe	CB	45	Nevada-Reno	1987	3	3
Philips, Jess	RB	35	Michigan State	1976-77	27	0
Phillpott, Ed	LB	52	Miami (Ohio)	1967-71	68	53
Pickering, Clay	WR	48	Maine	1987	1	0
Pitts, Mike	DE	93	Alabama	1993-94	32	31
Plunkett, Art	OT	70	UNLV	1985, 87	22	1
Plunkett, Jim	QB	16	Stanford	1971-75	61	61
Pool, David	CB	27	Carson-Newman	1991-92	31	17
Pope, Ken	CB	41	Oklahoma	1974	4	0
Porell, Tom	NT	65	Boston College	1987	1	1
Porter, Willie	DB	27	Texas Southern	1968	13	0
Posey, David	K	9	Florida	1978	0	0
President, Andre	TE	88	Angelo State	1995	1	0



PATRIOTS ALL-TIME ROSTER

Name	Pos.	#	College	Years	GP	GS
Prestridge, Luke	P	17	Baylor	1984	9	0
Price, Kenny	LB	54	Iowa	1971	1	0
Profit, Eugene	DB	22	Yale	1986-88	5	0
Pruett, Perry	DB	39	North Texas State	1971	11	1
Puetz, Garry	OG	77	Valparaiso	1979-81	36	5
Purnell, Lovett	TE	48	West Virginia	1996	2	0
Purvis, Vic	WR	31	Southern Mississippi	1966-67	16	0*
Pyne, George	OT	75	Olivet	1965	14	NA

RRRRR

Rademacher, Bill	WR	33	N. Michigan State	1969-70	27	5
Rakoczy, Gregg	OL	71	Miami (Fla.)	1991-92	21	4
Ramsey, Derrick	TE	88	Kentucky	1983-85	46	23
Ramsey, Tom	QB	12	UCLA	1985-88	21	4
Ratkowski, Ray	RB	23	Notre Dame	1961	1	NA
Ray, Eddie	RB-P	36	Louisiana State	1970	5	1
Ray, Terry	S	23	Oklahoma	1993-96	63	24
Redding, Reggie	OL	70	Cal State-Fullerton	1992	14	14
Reed, Benton	DE	71	Mississippi	1987	3	3
Rehder, Tom	OT	76	Notre Dame	1988-89	32	0
Reilly, Kevin	LB	55	Villanova	1975	4	1
Rembert, Johnny	LB	52	Clemson	1983-92	126	72
Reynolds, Bob	OT	74	Bowling Green	1972-73	20	14
Reynolds, Ed	LB	95	Virginia	1983-91	104	34
Reynolds, Ricky	CB	21	Washington State	1994-96	42	35
Reynolds, Tom	WR	21	San Diego State	1972	12	0
Rice, Rodney	DB	43	Brigham Young	1989	10	0
Richards, Dave	OL	62	UCLA	1996	5	0
Richardson, Al	DE	79	Grambling State	1960	3	NA
Richardson, Jesse	DT	75	Alabama	1962-64	42	NA
Richardson, Tom	WR	49	Jackson State	1969-70	15	0
Robbins, Randy	S	48	Arizona	1992	15	15
Roberts, Tim	DE	94	Southern Mississippi	1995	13	12
Roberts, William	G	76	Ohio State	1995-96	32	27
Robinson, Bo	RB	41	West Texas State	1984	16	1
Robinson, Greg	OT	61	Sacramento State	1987	3	3
Robinson, Junior	CB	27	East Carolina	1990	16	0
Robinson, Rex	K	NA	Georgia	1982	3	0
Robotti, Frank	LB-RB	51	Boston College	1961	12	NA
Rogers, Doug	DE	65	Stanford	1984	12	0
Romaniszyn, Jim	LB	53	Edinboro State (Pa.)	1976	11	2
Romeo, Tony	TE	86	Florida State	1962-67	75	0*
Romine, Al	DB	46	Florence State	1961	1	NA
Rowe, Dave	DT	76	Penn State	1971-73	42	33
Rucci, Todd	OG	71	Penn State	1993-96	37	28
Rucker, Reggie	WR	33	Boston	1971-74	43	38
Rudolph, Jack	LB	80	Georgia Tech	1960-65	56	NA
Russell, Leonard	RB	32	Arizona State	1991-93	43	40
Ruth, Mike	NT	65	Boston College	1986-87	8	0

SSSSS

Sabb, Dwayne	LB	95	New Hampshire	1992-96	73	24
Sacco, Frank	LB	95	Fordham	1987	2	0
Sagapolutele, Pio	DT	75	San Diego State	1996	15	10
Saltz, Lee	QB	12	Temple	1992	0	0
Sanders, John	S	25	South Dakota	1974-76	30	24
Sandham, Todd	OG	72	Northeastern	1987	2	0
Sanford, Rick	FS	25	South Carolina	1979-84	89	53
Saranovitz, Brian	OG	70	New Hampshire	1987	0	0
Sardisco, Tony	OG	64	Tulane	1960-62	40	NA
Satcher, Doug	LB	58	Southern Mississippi	1966-68	28	26
Sawyer, Jon	CB	31	Cincinnati	1987	2	0
Saxon, Mike	P	4	San Diego State	1993	16	0
Scarpito, Bob	WR-P	46	Notre Dame	1968	14	0
Schaum, Greg	DE	76	Michigan State	1978	14	0
Schmidt, Bob	OT	74	Minnesota	1964	14	NA
Scholtz, Bruce	LB	51	Texas	1989	8	2
Schottenheimer, Marty	LB	54	Pittsburgh	1969-70	23	5
Schroeder, Bill	WR	18	Wisconsin-La Crosse	1995	0	0
Schubert, Eric	K	1	Pittsburgh	1987	2	1
Schubert, Steve	WR	87	Massachusetts	1974	8	2
Schwedes, Gerhardt	RB	31	Syracuse	1960-61	7	NA
Scott, Clarence	DB	26	Morgan State	1969-72	43	24
Scott, Walter	DL	94	East Carolina	1996	1	0
Scott, Willie	TE	88	South Carolina	1986-88	25	2
Sealby, Randy	LB	59	Missouri	1987	2	1
Secules, Scott	QB	10	Virginia	1993	12	4
Sellers, Ron	WR	34	Florida State	1969-71	35	30
Shegog, Ron	SS	42	Austin Peay	1987	3	3
Sherman, Tom	QB-DB	14	Penn State	1968-69	18	7
Shiner, Dick	QB	11	Maryland	1973-74	4	0



PATRIOTS ALL-TIME ROSTER

Name	Pos.	#	College	Years	GP	GS
Shoate, Rod	LB	56	Oklahoma	1975-81	76	65
Shonta, Chuck	DB	34	Eastern Michigan	1960-67	14	14
Shorts, Peter	DE	90	Illinois State	1989	1	0
Sievers, Eric	TE	85	Maryland	1989-90	24	6
Simerson, John	OT	75	Purdue	1961	10	NA
Sims, Kenneth	DE	77	Texas	1982-89	74	64
Singer, Carl	OT	68	Purdue	1966-68	39	0
Singleton, Chris	LB	55	Arizona	1990-93	33	22
Sisson, Scott	K	9	Georgia Tech	1993	13	0
Skene, Doug	G	74	Michigan	1994	6	6
Slade, Chris	LB	53	Virginia	1993-96	64	46
Smerlas, Fred	NT	76	Boston College	1991-92	32	1
Smith, Connell	DE	65	Southern	1973-74	21	0
Smith, Hal	DT	70	UCLA	1960	10	NA
Smith, John	K	1	Southampton (England)	1974-83	116	0
Smith, Otis	CB	45	Missouri	1996	11	6
Smith, Ricky	DB	27	Alabama State	1982-84	26	0
Smith, Rod	DB	22	Notre Dame	1992-94	48	17
Smith, Sean	DE	97	Georgia Tech	1990-91	17	1
Snyder, Al	WR	38	Holy Cross	1964	2	NA
Solitis, Bob	DB	42	Minnesota	1960-61	3	NA
Songin, Ed "Butch"	QB	11	Boston College	1960-61	28	NA
Spears, Ron	DE	78	San Diego State	1982-83	8	1
St. Jean, Lennie	OG	60	N. Michigan	1964-73	140	96*
Stanley, Sylvester	NT	63	Michigan	1994	7	0
Stanley, Walter	WR	81	Colorado	1992	13	0
Starring, Stephen	WR	81	McNeese	1983-87	72	33
Stavrovsky, Jason	K	4	Tulsa	1988-91	42	0
Steinfert, Fred	K	5	Boston College	1983	9	0
Stenger, Brian	LB	59	Notre Dame	1973	10	2
Stephens, Calvin	G	68	South Carolina	1992	14	1
Stephens, John	RB	44	NW Louisiana State	1988-92	76	59
Stephens, Tom	DB-TE	45	Syracuse	1960-64	49	NA
Stingley, Darryl	WR	84	Purdue	1973-77	60	53
Stokes, Eric	C-G	78	Northeastern	1987	1	1
Stolberg, Eric	WR	19	Indiana	1971	0	0
Striegel, Bill	LB	72	College of Pacific	1960	5	NA
Studstill, Pat	P	2	Houston	1972	14	0
Sturt, Fred	G	63	Bowling Green	1976-78	29	0
Suci, Bob	DB	21	Michigan State	1963	14	NA
Sullivan, Chris	DE	74	Boston College	1996	16	0
Swanson, Terry	P	36	Massachusetts	1967-68	24	0
Sweet, Joe	WR	81	Tennessee State	1974	4	0
Sykes, Alfred	WR	13	Florida A&M	1971	4	1

TTTTT

Taliaferro, Mike	QB	17	Illinois	1968-71	32	25
Tanner, John	LB-DE	53	Tennessee Tech	1973-74	27	2
Tardits, Richard	LB	53	Georgia	1990-92	27	1
Tarver, John	RB	36	Colorado	1972-74	31	15
Tatupu, Mosi	RB	30	Southern Cal	1978-90	194	22
Taylor, Greg	RB	NA	Virginia	1982	1	0
Taylor, Kitrick	WR	49	Washington State	1989	4	0
Tharpe, Larry	OT	77	Tennessee State	1996	0	0
Thomas, Ben	DE	99	Auburn	1985	15	0
Thomas, Blair	RB	32	Penn State	1994	3	0
Thomas, Donnie	LB	51	Indiana	1976	3	1
Thomas, Gene	RB	22	Florida A&M	1968	9	4
Thompson, Leroy	RB	36	Penn State	1994	16	1
Thompson, Reyna	CB	21	Baylor	1993	15	6
Timpson, Michael	WR	83	Penn State	1989-94	70	25
Tippett, Andre	LB	56	Iowa	1982-88, 90-93	151	139
Tipton, Dave	NT	60	Western Illinois	1975-76	12	0
Toler, Ken	WR	82	Mississippi	1981-82	25	0
Toner, Ed	DT	75	Massachusetts	1967-70	26	0
Towns, Bobby	DB	NA	Georgia	1961	2	NA
Trull, Don	QB	19	Baylor	1967	7	3
Tucker, Erroll	DB	21	Utah	1989	5	0
Tupa, Tom	P	19	Ohio State	1996	16	0
Turner, Bake	WR	40	Texas Tech	1970	14	13
Turner, Bill	DE	74	Boston College	1987	2	0
Turner, Kevin	RB	34	Alabama	1992-94	48	19
Twombly, Darren	C	64	Boston College	1987	1	1

VVVVV

van Eeghen, Mark	RB	34	Colgate	1982-83	24	16
Vataha, Randy	WR	18	Stanford	1971-76	82	44
Vaughn, Jon	RB	24	Michigan	1991-92	32	7
Veris, Garin	DE	90	Stanford	1985-88, 90-91	78	46
Viaene, David	OT	70	Minnesota-Duluth	1989-90	20	8



PATRIOTS ALL-TIME ROSTER

Name	Pos.	#	College	Years	GP	GS
Villa, Danny	OT	75	Arizona State	1987-91	68	62
Vinatieri, Adam	K	4	South Dakota State	1996	16	0
Virkus, Scott	DE	70	San Francisco CC	1984	5	0

WWWWW

Wagner, Bryan	P	9	Cal State-Northridge	1991, 95	8	0
Walker, Bruce	NT/DT	91	UCLA	1994-95	11	4
Walker, Mike	K	12	None	1972	8	0
Ward, David	LB	94	Southern Arkansas	1989	16	0
Washington, Clyde	DB	31	Purdue	1960-61	27	NA
Washington, John	DT	76	Oklahoma State	1993	16	13
Washington, Mark	CB	46	Morgan State	1979	12	0
Washington, Mickey	CB	21	Texas A&M	1990-91	25	4
Watson, Dave	G	67	Georgia Tech	1963-64	28	NA
Weathers, Robt.	RB	24	Arizona State	1982-86	44	6
Weathers, Clarence	WR	82	Delaware State	1983-84	25	0
Webb, Don	DB	42	Iowa State	1961-71	134	60*
Webster, George	LB	90	Michigan State	1974-76	37	25
Weisacosky, Ed	LB	66	Miami (Fla.)	1971-72	28	23
Weishuhn, Clayton	LB	53	Angelo State	1982-84,86	30	26
Welch, Claxton	RB	43	Oregon	1973	2	1
Wells, Billy	RB	41	Michigan State	1960	12	NA
West, Mel	DB	24	Missouri	1961	4	NA
Westbrook, Don	WR	83	Nebraska	1977-81	71	1
Whalen, Jim	TE	82	Boston College	1965-69	70	27*
Wheeler, Dwight	OT	62	Tennessee State	1978-83	72	39
Wheeler, Mark	DT	97	Texas A&M	1996	16	15
Whigham, Larry	S	25	NE Louisiana	1994-95	44	1
White, Adrian	S	38	Florida	1993	5	4
White, David	LB	51	Nebraska	1993	6	0
White, Harvey	QB	10	Clemson	1960	9	NA
White, Jeff	K-P	2	Texas El Paso	1973	11	0
White, Jim	DE	87	Colorado State	1972	13	6
White, Reggie	DT/NT	90	North Carolina A&T	1995	16	9
Whittingham, Fred	LB	53	Cal Poly	1970	13	0
Whitten, Todd	QB	15	Stephen F. Austin	1987	1	0
Wichard, Murray	DE	90	Frostburg State	1987	3	0
Wilburn, Steve	DE	99	Illinois State	1987	3	3
William, J.R.	LB-C	55	Louisiana Tech	1968-70	38	2
Williams, Brent	DE	96	Toledo	1986-93	121	102
Williams, Brian	TE		Southern	1982	1	0
Williams, Brooks	TE	80	North Carolina	1983	13	1
Williams, Derwin	WR	82	New Mexico	1985-87	42	1
Williams, Ed	LB	54	Texas	1984-87, 90	62	10
Williams, Jon	RB	44	Penn State	1984	9	0
Williams, Larry	G	75	Notre Dame	1992	13	9
Williams, Lester	NT	72	Miami (Fla.)	1982-85	40	13
Williams, Perry	CB	38	Clemson	1987	3	0
Williams, Toby	DE	90	Nebraska	1983-88	80	56
Wilson, Curtis	OC	75	Missouri	1989	0	0
Wilson, Darrell	DB	47	Connecticut	1981	1	0
Wilson, Darryal	WR	48	Tennessee	1983	9	0
Wilson, David	DB	26	California	1992	1	0
Wilson, Ed	QB	NA	Arizona State	1965	14	NA
Wilson, Jerrel	P	4	Southern Mississippi	1978	14	0
Wilson, Joe	RB	23	Holy Cross	1974	12	0
Wilson, Marc	QB	15	Brigham Young	1989-90	30	10
Windsor, Bob	TE	86	Kentucky	1972-75	48	44
Wirgowski, Dennis	DE	70	Purdue	1970-72	37	36
Witt, Mel	DT	71	Arlington State	1967-70	35	14
Wohlabaugh, Dave	C	64	Syracuse	1995-96	27	27
Wonsley, George	RB	53	Mississippi State	1989	5	0
Woods, Carl	RB	34	Vanderbilt	1987	2	0
Wooten, Ron	OG	61	North Carolina	1982-88	98	96
Wren, Darryl	CB	27	Pittsburg (Kan.) State	1993-94	33	5
Wright, Elmo	WR	17	Houston	1975	8	4
Wyman, Devin	DT	72	Kentucky State	1996	9	4

YYYYY

Yancy, Carlos	CB	40	Georgia	1995	4	0
Yates, Bob	OT-G-C	50	Syracuse	1960-65	67	NA
Yewcic, Tom	P-QB	14	Michigan State	1961-66	77	NA

ZZZZZ

Zabel, Steve	LB	54	Oklahoma	1975-78	50	48
Zackery, Tony	FS	25	Washington	1990-91	19	0
Zamberlin, John	LB	54	Pacific Lutheran	1979-82	56	15
Zendejas, Joaquin	K	2	LaVerne (Calif.)	1983	2	0
Zolak, Scott	QB	16	Maryland	1992-95	43	5



ALL-TIME DRAFT

1997

- 1 Chris Canty, 29, DB, Kansas State
- 2 Brandon Mitchell, 59, Texas A&M
- 3a Sedrick Shaw, 61, Iowa
(from New York Jets)
- 3b Chris Carter, 89, DB, Texas
- 4a Damon Denson, 97, OL, Michigan
(from New York Jets)
- 4b Ed Ellis, 125, OL, Buffalo
- 5 Vernon Crawford, 159, LB, Florida State
- 6 Tony Gaiter, 192, WR, Miami (Fla.)
- 7 Scott Rehberg, 230, OL, Central Michigan

1996

- 1 Terry Glenn, 7, WR, Ohio State
- 2a Lawyer Milloy, 36, DB, Washington
- 2b Choice to Oakland
(NE trades pick-57th overall for Oakland's 1996 third round selection-76th overall, 1996 fourth-round selection-124th overall and fifth-round selection-149th overall)
- 3a Choice to Kansas City (NE trades pick for Kansas City's 1995 4th round selection, 112 overall--Dave Wohlabaugh)
- 3b Choice to Detroit
(NE trades pick-76th overall to Detroit for their third round selection-86th overall, fourth-119th overall and sixth round-195th overall selections)
- 3c Tedy Bruschi, 86, LB, Arizona
(from Detroit in previously mentioned trade)
- 4a Heath Irwin, 101, G, Colorado
- 4b Chris Sullivan, 119, DE, Boston College
(from Detroit in previously mentioned trade)
- 4c Kantroy Barber, 124, FB, West Virginia
(from S.F. through Oakland)
- 5a John Elmore, 139, G, Texas
- 5b Christian Peter, 149, DT, Nebraska
(from Oakland in previously mentioned trade)
- 6a Chris Griffin, 173, TE, New Mexico
- 6b Mario Grier, 195, RB, Tenn.-Chattanooga
(from Detroit in previously mentioned trade)
- 6c Devin Wyman, 206, DT, Kentucky State Compensatory Pick
- 7a Lovett Purnell, 216, TE, West Virginia
- 7b J.R. Conrad, 247, G, Oklahoma Compensatory Pick

1995

- 1 Ty Law, 23, CB, Michigan
- 2 Ted Johnson, 57, LB, Colorado
- 3a Curtis Martin, 74, RB, Pittsburgh
- 3b Jimmy Hitchcock, 88, CB, North Carolina
- 4 David Wohlabaugh, 112, C, Syracuse
(from Kansas City for Patriots 1996 third round pick)
- 4 Choice to Pittsburgh (NE trades its pick, 120th overall, to Pittsburgh for RB Leroy Thompson)
- 5 Choice to Houston (NE loses its pick 159th overall by signing restricted free agent DE Tim Roberts)
- 6 Dino Philyaw, 195, RB, Oregon
- 7 Carlos Yancy, 234, CB, Georgia
(from Cleveland in exchange for the Patriots 231st selection)

1994

- 1 Willie McGinest, 4, LB, Southern Cal
- 2 Kevin Lee, 35, WR, Alabama
- 3a Choice to San Diego (NE trades its pick, 70th overall, and its fifth round pick, 137th overall, for San Diego's third round choice, 78th overall, and RB Marion Butts)
- 3b Ervin Collier, 78, NT, Florida A&M
(from San Diego in trade described earlier)
- 3c Joe Burch, 90, C, Texas Southern
(from Miami, along with a 1993 draft pick, Todd Rucci, in exchange for WR Irving Fryar)
- 4a Choice to Arizona (NE trades its pick, 107 overall, to Arizona for its fourth round pick from Miami, 121 overall, and its fifth round pick from LA Rams, 135 overall)
- 4b John Burke, 121, TE, Virginia Tech
(from Miami through Arizona in trade described earlier)
- 5 Choice to San Diego (in trade described earlier)
- 5 Pat O'Neill, 135, P, Syracuse
(from LA Rams through Arizona in trade described earlier)
- 6a Steve Hawkins, 166, WR, Western Michigan
- 6b Max Lane, 168, OT, Navy
(from Seattle in the trade for Jon Vaughn)
- 7a Jay Walker, 198, QB, Howard
- 7b Marty Moore, 222, LB, Kentucky
(from Dallas in exchange for QB Hugh Millen)

1993

- 1 Drew Bledsoe, 1, QB, Washington St
- 2a Chris Slade, 31, LB, Virginia
- 2b Todd Rucci, 51, OL, Penn State
(from Miami, along with a 1994 draft pick, in exchange for WR Irving Fryar)
- 2c Vincent Brisby, 58, WR, NE Louisiana
(as a result of the L.A. Raiders passing on their selection in the second round, the Patriots' first selection of the third round reverted to being the 27th pick in the second round)
- 4a Kevin Johnson, 86, NT, Texas Southern
- 4b Corwin Brown, 110, DB, Michigan
(from Green Bay in exchange for RB John Stephens. The Patriots then traded that pick, 15th in round and 99th overall, to San Diego in exchange for the Chargers' 1993 fourth round, 110th pick and a 1993 fifth round, 138th pick)
- 5a Scott Sisson, 113, K, Georgia Tech
- 5b Richard Griffith, 138, TE, Arizona
(from San Diego in the above mentioned trade)
- 6 Lawrence Hatch, 142, DB, Florida
- 8 Troy Brown, 198, WR/KR, Marshall

1992

- 1 Eugene Chung, 13, OL, Virginia Tech
(from Dallas, along with a third round pick in 1992, in exchange for Patriots' first round, 19th pick from Atlanta, second round, 37th pick and fourth round, 104th pick from Atlanta)
- 2 Rod Smith, 35, DB, Notre Dame
(acquired from Phoenix in exchange for Patriots' second round, 46th pick from Atlanta and fourth round, 100th pick from L.A. Raiders in 1991) in 1992
- 3a Todd Collins, 64, LB, Carson-Newman



- 3b Kevin Turner, 71, RB, Alabama
(acquired from Dallas through Minnesota, along with first round pick in 1992, in exchange for a first round, 19th pick from Atlanta, second round, 37th pick and fourth round, 104th pick from Atlanta in 1992)
- 4a Dion Lambert, 90, CB, UCLA
(acquired from San Diego in a 1991 draft day trade in exchange for a fifth round, 127th pick from Pittsburgh in 1991)
- 4b Darren Anderson, 93, CB, Toledo
- 5 Dwayne Sabb, 116, LB, New Hampshire
(acquired from Tampa Bay in a trade during 1991 season in exchange for LB Jesse Solomon)
- 6 Tracy Boyd, 165, OG, Elizabeth City St.
(acquired from Detroit, along with seventh round pick in 1992, a 10th round pick in 1992 and a 12th round pick in 1992, in exchange for Patriots' sixth round, 145th pick from Phoenix, in 1992)
- 7a Wayne Hawkins, 176, WR, Southwest St.
- 7b Jim Gray, 194, DT, West Virginia
(acquired from Detroit in earlier listed trade)
- 8a Scott Lockwood, 204, RB, Southern Cal.
(acquired from Cleveland in exchange for OG Fred Childress)
- 8b Sam Gash, 205, RB, Penn State
- 9 David Dixon, 232, DT, Arizona State
- 10a Turner Baur, 261, TE, Stanford
- 10b Steve Gordon, 277, OC, California
(acquired from Detroit in earlier listed trade)
- 11 Mike Petko, 288, LB, Nebraska
- 12 Freeman Baysinger, 333, WR, Humboldt State
(acquired from Detroit-- see sixth round details)

1991

- 1a Pat Harlow, 11, T, Southern California
(Patriots traded their first round selection, 1st pick, for Cowboys' first round selection, 11th pick, and Dallas' second round selection, 41st pick)
- 1b Leonard Russell, 14, RB, Arizona State
(choice from Dallas in exchange for Patriots' 1st round, 17th pick acquired from Houston, and Patriots' 1991 4th round, 110th pick, acquired from Buffalo in 1990)
- 2 Jerome Henderson, 41, CB, Clemson
(choice from Dallas)
- 3 Calvin Stephens, 56, G, South Carolina
- 4 Scott Zolak, 84, QB, Maryland
- 5a Jon Vaughn, 112, RB, Michigan
- 5b Ben Coates, 124, TE, Livingstone College
(choice from L.A. Raiders through Dallas, along with a 4th round pick in 1992, in exchange for Patriots' 1991 4th round selection, 100th pick, acquired from Pittsburgh)
- 6 David Key, 140, CB, Michigan
- 7 Blake Miller, 168, C, Louisiana State
- 8 Harry Colon, 196, SS, Missouri
- 9 O'Neil Glenn, 224, G, Maryland
- 10 Randy Bethel, 251, TE, Miami (Fla.)
- 11a Vincent Moore, 279, WR, Tennessee
- 11b Paul Alsbury, 303, P, SW Texas State
(choice from San Diego through the L.A. Raiders, along with a 4th round selection in 1992, in exchange for Patriots' 1991 5th round selection, 127th pick, acquired from Pittsburgh)
- 12 Timothy Edwards, 307, DT, Delta State

1990

- 1a Chris Singleton, 8, LB, Arizona
(Patriots traded their 1st round, 3rd pick, and 2nd round, 29th pick for Seahawks' two 1st round selections, 8th and 10th picks and Seattle's 3rd round pick)
- 1b Ray Agnew, 10, DE, North Carolina State
(choice from Seattle)
- 2 Choice to Seattle
- 3a Tom Hodson, 59, QB, Louisiana State
- 3b Greg McMurtry, 80, WR, Michigan
(acquired from Dallas along with Cowboys' 7th round pick, later traded to Buffalo and the Cowboys' 5th round, 120th pick, in exchange for Patriots' 3rd round selection, originally Seattle's, NE's 6th round, 143rd pick, and 8th round, 197th pick)
- 5a Junior Robinson, 110, DB, East Carolina
(choice from Washington, along with Redskins' 2nd pick in the 5th rd., which was later traded to Denver, in exchange for Patriots' 4th round, 86th pick)
- 5b Jon Melander, 113, OT, Minnesota
- 5c James Gray, 120, RB, Texas Tech
(choice from Dallas)
- 6 Choice to Dallas
- 7 Choice to Buffalo
- 8 Choice to Dallas
- 9 Shawn Bouwens, 226, OG, Nebraska - Wesleyan
- 10 Anthony Landry, 253, RB, Stephen F. Austin
- 11 Sean Smith, 280, DE, Georgia Tech
- 12a Ventson Donelson, 309, DB, Michigan St.
- 12b Blaine Rose, 322, OG, Maryland
(choice from Buffalo, along with a 4th round pick in 1991, in exchange for Patriots' two 7th round picks in 1990, one of which came from Dallas)

1989

- 1 Hart Lee Dykes, 16, WR, Oklahoma State
- 2 Eric Coleman, 43, DB, Wyoming
- 3a Marv Cook, 63, TE, Iowa
(choice from Tampa Bay for Stephen Starring trade of 1988)
- 3b Chris Gannon, 73, DE, S. W. Louisiana
- 4a Maurice Hurst, 96, DB, Southern
(from Washington for Patriots fifth-round pick of 1988)
- 4b Michael Timpson, 100, WR, Penn State
- 5 127th pick, sent to Green Bay through Cleveland as part of 1988 trade for Mike Baab
- 6 Eric Mitchel, 166, RB, Oklahoma
(Patriots traded their 6th round, 157th pick, for Raiders' 6th round pick, 166, and NE gains Raiders' 8th round, 224th pick)
- 7a Eric Lindstrom, 178, LB, Boston College
(from Raiders as part of Brian Holloway trade of 1987)
- 7b (sent to San Diego for Thomas Benson trade of 1988)
- 8a Rodney Rice, 211, DB, Brigham Young
- 8b Tony Zackery, 224, DB, Washington
(from Raiders as part of draft-day trade exchanging 6th round picks; originally San Francisco's pick)
- 9a Darron Norris, 241, RB, Texas
- 9b Curtis Wilson, 248, OC, Missouri
(from Minnesota for Patriots' 11th-round pick of 1988)
- 10 Emanuel McNeil, 268, NT, Tenn.-Martin
- 11 Tony Hinz, 295, FB, Harvard
- 12 Aaron Chubb, 325, LB, Georgia



1988

- 1 John Stephens, 17, RB, Northwestern (La.) St.
- 2 Vincent Brown, 43, LB, Miss. Valley St.
- 3 Tom Rehder, 69, T, Notre Dame
- 4a Tim Goad, 87, NT, North Carolina (from Tampa Bay in exchange for NE's 1987 fifth-round pick)
- 4b Sammy Martin, 97, WR/KR, LSU (from Minnesota in 1987 trade for QB Rich Gannon)
- 4c Teddy Garcia, 100, K, Northeast Louisiana
- 5 Troy Wolkow, 115, G, Minnesota
- 5b Patriots selection #127 traded to Washington in exchange for Redskins' fourth-round choice in 1989
- 6 Steve Johnson, 154, TE, Virginia Tech
- 7 Darryl Usher, 181, WR/KR, Illinois
- 8 Patriots selection #236 to Chicago as part of QB Doug Flutie trade
- 9 Neil Galbraith, 240, CB, Central (Ok.) St.
- 10 Rodney Lossow, 267, C, Wisconsin (from L.A. Raiders as part of 1987 trade for OT Brian Holloway)
- 11 Marvin Allen, 294, RB, Tulane
- 11b Patriots selection #296 traded to Minnesota in exchange for Vikings' ninth-round choice in 1989
- 12 Dave Nugent, 321, NT, Boston College

1987

- 1 Bruce Armstrong, 23, OT, Louisville
- 2 Patriots' selection 51 overall traded to Tampa Bay as part of OT-OG Sean Farrell trade (also 7th and 9th rd picks)
- 3a Bob Perryman, 79, RB, Michigan
- 3b Patriots trade 81 overall and 10th round pick, 275 overall, to LA Raiders for Raiders' two fourth round picks, 98 and 102 overall; 81 overall pick originally from Washington for WR Ricky Sanders trade
- 4a Rich Gannon, 98, QB-RB, Delaware
- 4b Derrick Beasley, 102, DB, Winston-Salem
- 4c Tim Jordan, 107, LB, Wisconsin
- 5a Danny Villa, 113, OT, Arizona State (choice from San Diego for DB Vencie Glenn trade)
- 5b Tom Gibson, 116, DE, Northern Arizona (choice from Tampa Bay for Patriots' 6th round pick in 1986)
- 6 Gene Taylor, 163, WR, Fresno State
- 7 Patriots' selection 191 overall traded to Tampa Bay as part of Sean Farrell trade
- 8 Patriots' selection 219 overall traded to Kansas City for TE Willie Scott
- 9 Patriots' selection 247 overall traded to Tampa Bay as part of OT Sean Farrell trade
- 10 Patriots' selection, 275 overall, and 3rd round pick, 81 overall, traded to LA Raiders for two fourth round picks, 98 and 102 overall
- 11 Carlos Reveiz, 302, K, Tennessee
- 12 Elgin Davis, 330, RB, Central Florida

1986

- 1 Reggie Dupard, 26, RB, Southern Methodist
- 2a Mike Ruth, 42, NT, Boston College (choice from Seattle as part of Bob Cryder trade of 1984)
- 2b Vencie Glenn, 54, DB, Indiana State
- 3 Patriots' selection 81 overall forfeited
- 4 Scott Gieselman, 109, TE, Boston College
- 5 Greg Robinson, 137, OL, Sacramento St.
- 6 Patriots' selection 164 overall traded to Tampa Bay for Buccaneers' fifth-round pick in 1987

- 7a Ray McDonald, 187, WR, Florida (choice from San Francisco as part of Matt Cavanaugh trade of 1983)
- 7b Brent Williams, 193, DE, Toledo
- 8 Greg Baty, 220, TE, Stanford
- 9 George Colton, 248, OG, Maryland
- 10 Cletis Jones, 276, RB, Florida State
- 11 Gene Thomas, 303, WR, U of Pacific
- 12 Don McAulay, 330, K, Syracuse

1985

- 1 Patriots' selection 16 overall traded to San Francisco
- 1 Trevor Matich, 28, OC, BYU (choice from San Francisco)
- 2a Garin Veris, 48, DE, Stanford
- 2b Jim Bowman, 52, DB, Central Michigan (choice from LA Raiders part of Mike Haynes deal of 1983)
- 2c Ben Thomas, 56, DE, Auburn (choice from San Francisco)
- 3 Patriots' selection to San Francisco
- 3 Audrey McMillian, 84, DB, Houston (choice from San Francisco)
- 4a Tom Toth, 102, OT, Western Michigan
- 4b Gerard Phelan, 108, WR, Boston College (choice from LA Raiders part of Shelby Jordan deal of 1983)
- 5 Choice to Cincinnati as part of WR Irving Fryar tradeup deal of 1984
- 6 Choice to Philadelphia as part of K Tony Franklin deal of 1984
- 7a Choice to LA Raiders as part of the Mike Haynes deal of 1983
- 7b Choice to LA Raiders
- 8a Choice to Atlanta for DB Rod McSwain
- 8b Miford Hodge, 224, DE, Washington St. (choice from San Francisco part of Matt Cavanaugh deal of 1983)
- 9 Choice to Pittsburgh for RB/WR Greg Hawthorne (1984)
- 10 Choice to Denver for P Luke Prestridge (1984)
- 11 Paul Lewis, 296, RB, Boston University
- 12 Tony Mumford, 328, RB, Penn State

1984

- 1 Irving Fryar, 1, WR, Nebraska
 - 2 Ed Williams, 43, LB, Texas
 - 3 Jonathan Williams, 70, RB, Penn State
 - 5 Paul Fairchild, 124, OG, Kansas
 - 6 Ernest Gibson, 151, DB, Furman
 - 7a Bruce Kallmeyer, 184, K, Kansas
 - 7b Derwin Williams, 192, WR, New Mexico (choice from San Fran. for CB Ricky Smith)
 - 8 James Keyton, 211, OT, Arizona State
 - 9a Scott Bolzan, 238, OT, Northern Illinois
 - 9b David Windham, 251, LB, Jackson State (choice from Washington for DE Tony McGee)
 - 11 Charlie Flager, 292, OG, Washington St.
 - 12 Harper Howell, 319, TE, UCLA
- SUPPLEMENTAL DRAFT:
- 1 Ricky Sanders, 16, WR, SW Texas St.
 - 2 Eric Jordan, 43, RB, Purdue
 - 3 Walter Lewis, 70, QB, Alabama

1983

- 1 Tony Eason, 15, QB, Illinois
- 2 Darryal Wilson, 47, WR, Tennessee
- 3a Stephan Starring, 74, WR, McNeese St.
- 3b Steve Moore, 80, OG/OT, Tennessee St. (choice from S.D. in Tim Fox trade)
- 4 Johnny Rembert, 101, LB, Clemson
- 5a Smiley Creswell, 118, DE, Michigan St. (choice from Chicago in LB Rod Shoate trade)
- 5b Darryl Lewis, 128, TE, Texas-Arlington
- 6 Mike Bass, 155, K, Illinois
- 7 Craig James, 187, RB, SMU
- 8 Washington-USFL
- 8 Ronnie Lippett, 214, DB, Miami (FL)



- 9a Ricky Williams, 233, RB, Langston
(choice from New Orleans)
- 9b Mark Keel, 240, TE, Arizona
Arizona—USFL
- 10a James Williams, 264, TE, Wyoming
(choice from NY Giants in LB Bill
Matthews trade)
- 10b Toby Williams, 265, DE, Nebraska
(choice from New Orleans)
- 10c Tom Ramsey, 267, QB, UCLA
Los Angeles—USFL
- 11a Steve Parker, 292, WR, Abilene Christian
(choice from New Orleans)
- 11b Calvin Eason, 294, DB, Houston
- 12a Waddell Kelly, 319, RB, Arkansas St.
(choice from New Orleans)
- 12b Andy Ekem, 326, OT, Missouri

1982

- 1a Ken Sims, 1, DE, Texas
- 1b Lester Williams, 27, DT, Miami (FL)
(choice from San Francisco in TE
Russ Francis deal)
- 2a Robert Weathers, 40, RB, Arizona St.
(choice from San Diego in FS Tim Fox deal)
- 2b Andre Tippett, 41, LB, Iowa
(choice from San Francisco)
- 2c Darryl Haley, 55, OT, Utah
(choice from San Francisco)
- 3a Cedric Jones, 56, WR/KR, Duke
- 3b Clayton Weishuhn, 60, LB, Angelo St.
(choice from Seattle for RB Horace Ivory)
- 4a George Crump, 85, DE, East Carolina
- 4b Brian Ingram, 111, LB, Tennessee
(choice from San Francisco in TE
Russ Francis deal)
- 5 Fred Marion, 112, DB, Miami (FL)
- 6 Ricky Smith, 141, DB, Alabama State
- 7 Jeff Roberts, 168, LB, Tulane
- 8 Ken Collins, 197, LB, Washington St.
- 9 Kelvin Murdock, 224, WR, Troy State
- 10 Brian Clark, 253, K, Florida.
- 11a Used to select WR Chy Davidson of
Rhode Island in 1981 supplemental draft.
- 11b Steve Sandon, 296, QB, Northern Iowa
(choice from NY Giants for DB Bill Currier)
- 12 Greg Taylor, 308, WR/KR, Virginia

1981

- 1 Brian Holloway, 19, OT, Stanford
- 2 Tony Collins, 47, RB/KR, East Carolina
- 3 Choice to Minnesota for RB Chuck Foreman
- 4 Don Blackmon, 102, LB, Tulsa.
- 5 Steve Clark, 130, DE, Kansas State
- 6 Ron Wooten, 157, OG, North Carolina
- 7 Ken Toler, 185, WR, Mississippi
- 8a Ken Naber, 194, P, Stanford
(choice from N.O. for OG Sam Adams)
- 8b Lin Dawson, 212, TE, North Carolina St.
- 9 Choice to Detroit for LB Ed O'Neill
- 10 Choice to Cleveland for DE Ernest Pirce
- 11 Brian Buckley, 295, QB, Harvard
- 12 Cris Crissy, 323, DB/KR, Princeton

1980

- 1a Roland James, 14, DB, Tennessee.
- 1b Vagas Ferguson, 25, RB, Notre Dame
(choice from Houston in OT Leon Gray deal)
- 2 Larry McGrew, 45, LB, USC
- 3 Steve McMichael, 73, DT, Texas
- 4 choice to Los Angeles in WR Harold
Jackson deal
- 5 Doug McDougald, 124, DE, VPI
- 6a Choice to Cleveland for DE Mike St. Clair
- 6b Preston Brown, 160, WR/KR, Vanderbilt
(from Houston in OT Leon Gray deal)
- 7 Tom Keams, 180, OG, Kentucky
- 8 Mike House, 208, TE, Pacific
- 9 Barry Burget, 235, LB, Oklahoma

- 10 Tom Daniel, 266, OC, Georgia Tech
- 11 Mike Hubach, 293, P, Kansas
- 12 Jimmy Jordan, 320, QB, Florida State

1979

- 1 Rick Sanford, 25, DB, South Carolina
- 2 Bob Golic, 52, LB, Notre Dame
- 3 (choice to Los Angeles in WR Harold
Jackson deal)
- 4 Eddie Hare, 106, P, Tulsa
- 5 John Zamberlin, 135, LB, Pacific
Lutheran
- 6 (choice to Pittsburgh)
- 7a Judson Flint, 177, DB, Memphis State
(choice from Washington)
- 7b Choice forfeited
- 8 Randy Love, 216, RB, Houston
- 9 John Spagnola, 245, TE, Yale
- 10a Martin Cox, 270, WR, Vanderbilt
(choice from Denver)
- 10b Allan Clark, 271, RB, Northern Arizona
(choice to Washington)
- 11 (choice to Detroit)

1978

- 1 Bob Cryder, 18, G, Alabama
- 2 Matt Cavanaugh, 50, QB, Pittsburgh
- 3 Carlos Pennywell, 77, WR, Grambling
- 4 Dwight Wheeler, 02, T, Tennessee St.
- 5 Bill Matthews, 129, LB, South Dakota St.
- 6 Kem Coleman, 156, LB, Mississippi
- 7 Mike Hawkins, 188, LB, Texas A&I
- 8a Terry Falcon, 198, G, Montana
(from Buffalo through Philadelphia)
- 8b Mosi Tatupu, 215, RB, Southern Calif.
- 9 Tim Petersen, 242, LB, Arizona State
- 10 Bryan Ferguson, 269, DB, Miami
- 11 Charlie Williams, 296, LB, Florida
- 12 John Gibney, 328, C, Colgate

1977

- 1a Raymond Clayborn, 16, DB, Texas
(choice from San Francisco)
- 1b Stanley Morgan, 25, WR, Tennessee
- 2a Horace Ivory, 44, RB, Oklahoma
(choice from San Francisco)
- 2b Don Hasselbeck, 52, TE, Colorado
- 3 Sidney Brown, 82, DB, Oklahoma
- 4 Gerald Skinner, 109, T, Arkansas
- 5 (choice to St. Louis)
- 6 (choice to Houston)
- 7 Ken Smith, 192, WR, Arkansas-Pine Bluff
- 8 Brad Benson, 219, G, Penn State
- 9 Jerry Voegelé, 249, LB, Michigan
- 10a John Rasmussen, 276, T, Wisconsin
- 10b Giles Alexander, 279, DE, Tulsa
(choice from Oakland)
- 11 Ray Costic, 303, LB, Mississippi State
- 12 Dave Preston, 333, RB, Bowling Green

1976

- 1a Mike Haynes, 5, DB, Arizona State
- 1b Pete Brock, 12, C, Colorado
(choice from San Francisco)
- 1b Tim Fox, 21, DB, Ohio State
(from Houston through San Francisco)
- 2 Ike Forte, 35, RB, Arkansas
- 3 (choice to Chicago)
- 4 (choice to Cleveland thru Philadelphia)
- 5 (choice to San Diego)
- 6 (choice to New York Giants)
- 6b Greg Boyd, 170, DE, San Diego State
- 7a (choice to Cincinnati)
- 7b Perry Brooks, 202, DT, Southern
(choice from Houston)
- 8a (choice to Philadelphia)
- 8b Stu Betts, 235, RB, Northern Michigan
(choice from Minnesota)
- 9 Doug Beaudoin, 243, DB, Minnesota



- 10 Ricky Feacher, 270, WR , Miss. Valley
- 11 Donnie Thomas, 298, LB , Indiana
- 12 Nathaniel Bell, 325, DT , Tulane
- 13 James Jones, 352, DB , Central Michigan
- 14 David Quehl, 382, WR , Holy Cross
- 15 Bernard Coleman, 409, WR , Bethune-Cookman
- 16 Clifford Brown, 436, DT , Tuskegee
- 17 Todd Anderson, 465, C , Stanford

1975

- 1 Russ Francis, 16, TE , Oregon
- 2 Rod Shoate, 41, LB , Oklahoma.
- 3 Pete Cusick, 66, DT , Ohio State.
- 4a Allen Carter, 86, RB , So. California
(from San Diego through Cleveland)
- 4b Steve Burks, 91, WR, Arkansas State
- 5a Steve Grogan, 116, QB, Kansas State
- 5b Steve Freeman, 117, DB , Mississippi St.
(choice from Philadelphia)
- 6 (choice to Detroit)
- 7 Lawrence Williams, 172, WR , Texas Tech
- 8 (choice to Chicago)
- 9 (choice to Pittsburgh)
- 10 (choice to Pittsburgh)
- 11 Rene Garnett, 272, DB , Idaho State
- 12a Matt Kendon, 297, DT , Idaho State
- 12b Conredge Holloway, 306, QB, Tennessee
(choice from Washington)
- 13 Joe Harvey, 328, DE , Northern Michigan
- 14 Tom Gossom, 353, WR , Auburn
- 15 Don Clayton, 378, RB , Murray State
- 16 Kerry Marbury, 403, RB , West Virginia
- 17 Myke Horton, 428, T , UCLA

1974

- 1 (choice to San Francisco)
- 2a Steve Corbett, 30, G , Boston College
(choice from Chicago)
- 2b Steve Nelson, 34, LB , North Dakota St.
- 3 (choice to Chicago through Washington)
- 4 (choice to Cincinnati)
- 5a Andy Johnson, 113, RB, Georgia
- 5b Charlie Battle, 124, LB-DE, Grambling
(choice from Washington through NO)
- 6a (Choice to Baltimore)
- 6b Chuck Ramsey, 141, P, Wake Forest
(choice from Philadelphia)
- 7 (choice to Pittsburgh)
- 7b Maury Damkroger, 178, LB , Nebraska
(choice from Washington)
- 8 (choice to Chicago)
- 9a Ed McCartney, 209, TE , NE Oklahoma
(from Houston)
- 9b (choice to Washington)
- 10 (choice to Pittsburgh)
- 11 Archie Gibson, 268, RB, Utah State
- 12 Eddie Foster, 296, T , Oklahoma
- 13 Phil Benett, 321, RB , Boston College
- 14 Cecil Bowens, 346, RB , Kentucky
- 15 Sam Hunt, 374, LB , Stephen F. Austin
- 16 Lucious Selmon, 399, DT , Oklahoma
- 17 Gary Hudson, 424, DB , Boston College

1973

- 1a John Hannah, 4, G, Alabama
- 1b Sam Cunningham, 11, RB, Southern Cal
(choice from Los Angeles)
- 1c Darryl Stingley, 19, WR , Purdue
(choice from Chicago)
- 2 (choice to Cleveland thru N.Y. Giants)
- 3a Brad Dusek, 56, DB , Texas A&M
- 3b Charles Davis, 79, RB, Alcorn A&M
(choice from Dallas)
- 4 Allen Gallaher, 82, T , So. California
- 5 Doug Dumler, 193, C , Nebraska
- 6 (Choice to New Orleans)
- 7 (Choice to Miami)
- 8 Isaac Brown, 185, RB , W. Kentucky

- 9 David Callaway, 212, T , Texas A&M
- 10 Dan Ruster, 238, DB, Oklahoma
- 11 Homer May, 264, TE, Texas A&M
- 12 Bruce Barns, 290, P, UCLA
- 13 Alan Lowry, 316, DB, Texas
- 14 Raymond Hamilton, 342, LB, Oklahoma
- 15 Conde Pugh, 358, DB, Norfolk State
- 16 Mike Kutter, 394, DE, Concordia
- 17 Eddie McAshan, 418, QB-DB, Georgia Tech

1972

- 1a (choice to Minnesota as compensation
for Joe Kapp)
- 1b Choice from Los Angeles for Phil
Olsen sent to NY Giants in trade for
Fred Dryer
- 2a (choice to Dallas)
- 2b Tom Reynolds, 49, WR, San Diego State
(choice from Kansas City)
- 3a (choice to Dallas)
- 3b Jim White, 73, DE, Colorado State U.
(choice from Washington through L.A.)
- 4 (choice to Dallas)
- 5a (choice to Baltimore)
- 5b Ron Bolton, 124, DB, Norfolk State
(choice from Oakland)
- 6 (choice to Atlanta thru New York Giants)
- 7a Clark Hoss, 165, TE, Oregon State
- 7b John Tarver, 165, RB , Colorado
(choice from San Diego)
- 8 Steve Beyrle, 195, G, Kansas State
- 9 Mike Kelson, 220, T, Arkansas
- 10 Mel Caraway, 245, DB , N.E. Oklahoma
- 11 Rodney Cason, 269, T, Angelo State
- 12 Steve Booras, 295, DE, Mesa J.C.
- 13 Sam Elmore, 325, DB, E. Michigan
- 14 Ed Rideout, 350, WR, Boston College
- 15 Joel Kilmek, 375, TE, Pittsburgh
- 16 Eric Dahl, 400, DB, San Jose State
- 17 Junior Ah You, 425, LB, Arizona State

1971

- 1 Jim Plunkett, 1, QB, Stanford
- 2 Julius Adams, 27, DT, Texas Southern
- 3 (choice to Buffalo through Oakland)
- 4 (choice to Denver)
- 5 Tim Kelly, 105, LB, Notre Dame
- 6 David Hardt, 131, TE , Kentucky
- 7 (choice to Oakland)
- 8 (choice to Buffalo)
- 9 Josh Ashton, 209, RB , Tulsa
- 10 Layne McDowell, 235, T, Iowa
- 11 Dan Schneiss, 251, TE , Nebraska
- 12 John Rodman, 287, T , Northwestern
- 13 Lewis Swain, 313, DB , Alabama A&M
- 14 Alfred Sykes, 339, WR , Florida A&M
- 15 Nick McGarry, 365, TE , Massachusetts
- 16 Jim Zikmund, 391, DB , Kearney State
- 17 Ronald Leigh, 417, DE , Elizabeth City St.

1970

- 1 Phil Olsen, 4, DT , Utah State
- 2 (choice to Houston)
- 3 Mike Ballou, 56, LB , UCLA
- 4 Eddie Ray, 83, DB , LSU
- 5 Bob Olson, 107, LB , Notre Dame
(choice from Miami)
- 6 (choice to Buffalo)
- 7 Odell Lawson, 160, RB , Langston, Okla
- 8 (choice to New York Jets)
- 9 Dennis Wirgowski, 212, DE , Purdue
- 10 Henry Brown, 239, K-WR , Missouri
- 11 Dennis Bramlett, 264, T, Texas-El Paso
- 12 Greg Roero, 291, DT, N. Mex. Highlands
- 13 Ronnie Shelley, 316, DB, Troy State
- 14 Garvie Craw, 343, RB/TE, Michigan
- 15 Kent Schoolfield, 368, WR, Florida A&M
- 16 Otis McDaniel, 395, DE, Tuskegee
- 17 Joe Killingsworth, 420, WR, Oklahoma



1969

- 1 Ron Sellers, 6, SE, Florida State
- 2 Mike Montler, 32, G, Colorado
- 3 Carl Garrett, 58, RB, N.M. Highlands
(choice to Denver through Kansas City)
- 4 Onree Jackson, 110, QB, Alabama A&M
(choice to Oakland)
- 7 Rick Hackley, 162, T, New Mexico State
- 8 Bob Gladieux, 188, RB, Notre Dame
- 9a Steve Alexakos, 209, G-LB, San Jose St.
(choice from Buffalo)
- 9b Joe Walker, 214, DE, Albany State
- 10 Dennis Devlin, 240, DB, Wyoming
- 11 Barry Gallup, 266, SE, Boston College
- 12 Richard Lee, 292, DT, Grambling
- 13 Joe Leasey, 318, LB, Alcorn A&M
- 14 John Cagle, 344, LB, Clemson
- 15 Brant Conley, 370, RB-P, Tulsa
- 16 Jim Vuono, 396, LB, Adams State
- 17 George Muse, 472, LB-DB, Grambling

1968

- 1 Dennis Byrd, 6, DT, North Carolina State
- 2 Tom Funchess, 32, T, Jackson State
- 3 Aaron Marsh, 60, FL, Eastern Kentucky
- 4 R.C. Gamble, 88, RB, South Carolina St.
- 5 Jim Smithberger, 116, DB, Notre Dame
(choice to Cincinnati)
- 7 John Schneider, 170, QB, Toledo
- 8 Daryl Johnson, 197, DB, Morgan State
(choice to Houston)
- 10 John Outlaw, 249, DB, Jackson State
- 11 Paul Feldhausen, 278, T, Northland, Wis.
- 12 James Cheyunski, 305, LB, Syracuse
- 13 Max Huber, 332, T, Brigham Young
- 14 Henry McKay, 358, E, Guilford
- 15 Art McMahan, 385, DB, No. Carolina St.
- 16 Charles Fulton, 413, RB, Tennessee
- 17 Ed Koontz, 440, LB, Catawba

1967

- 1 John Charles, 21, DB, Purdue
(choice to Kansas City).
- 3 (choice to New York Jets).
- 4 Ed Philpott, 101, DE, Miami (Ohio)
- 5 Melvin Witt, 128, DE, Arlington State
- 6 Ron Medlen, 154, DE, SMU
- 7 Robert Leo, 180, HB, Harvard
- 8 Tom Fussell, 206, DT, LSU
- 9 Charlie Thornhill, 232, DB, Michigan St.
- 10 John Runnels, 257, LB, Penn State
- 11 Leroy Mitchell, 283, FL, Texas Southern
- 12 Dave Davis, 310, T, Harvard
- 13 Ray Ilg, 336, LB, Colgate
- 14 Bobby Beard, 361, LB, Auburn
- 15 Tom Foliard, 388, LB, Mississippi State
- 16 Dik Nocera, 414, HB, Southern Conn.
- 17 Bobby Nichols, 440, TE, Boston Univ.

1966

- 1a Karl Singer, T, Purdue
- 1b Willie Townes, T, Tulsa
- 2a Jim Boudreaux, T, La. Tech
- 2b Ken Avery, LB, Miss. Southern
- 3a Harold Lucas, T, Mich. State
- 3b Ed Toner, G, U. Massachusetts
(choice to New York)
- 4a Heath Wingate, T, Bowling Green
- 5a John Mangum, T, Miss. Southern
- 5b Ray Perkins, E, Alabama.
- 6a Dan Irby, T, Louisiana Tech
- 6b Joe Avezzano, G, Florida State
- 7a Jim Battles, T, Southern U
- 7b Brent Caston, DB, Mississippi
- 8a Sam Montgomery, DB, Southern
- 8b Tom Schaefer, RB, Chattanooga
- 9a Doug Satcher, LB, Southern

- 9b Jack White, QB, Penn State
- 10 Dennis Brewster, T, BYU
- 10b Bob Ellis, HB, Massachusetts
(choice to New York)
- 11b Jay Marion, DB, Wyoming
- 12 Dick Fugere, LB, Cincinnati
- 13 Tom Carr, FB, Bates St.
- 14 Bob Hall, DB, Brown
- 15 Billy Laird, QB, La. Tech
- 16 Buddy Owens, G, Michigan State
- 17 Dick Capp, DE, Boston College
- 18 John Pincavage, E-DB, Virginia
- 19 Joe Novogratz, G, Pittsburgh
- 20 Paul Soule, HB, Bowdoin

1965

- 1a Jerry Rush, T, Michigan State
- 1b Dave McCormick, T, LSU
- 2a (Choice to Houston)
- 2b Bob Kowlowski, T, Virginia
- 3a Jim Whalen, E, Boston College
- 3b Bob Cappadonna, FB, Northeastern
- 4a Ellis Johnson, HB, S.E. Louisiana
- 4b Dick Arrington, G, Notre Dame
- 5a Corwyn Aldredge, E, N.W. Louisiana
- 5b Dennis Smith, DE, Cincinnati
- 6a Justin Canale, G, Mississippi State
- 6b Billy Ezell, DB, LSU
- 7a Tom Neville, T, Mississippi State
- 7b John Hankinson, QB, Minnesota
- 8a Fred Brown, E, Miami
- 8b Beau Colle, DB, LSU
- 9a Bob Malone, T, Louisiana Tech
- 9b Charles Brown, T, Tulsa
(Choice to Buffalo)
- 10b Dave Hettrema, T, New Mexico
- 11a John Frechette, T, Boston College
- 11b Roy Schmidt, G, Long Beach State
- 12a Jim Weatherly, DB, Mississippi
- 12b Leon Stanridge, E, San Diego State
- 13 Charlie Green, QB, Wittenberg
- 14 Jay Cunningham, HB, Bowling Green
- 15 Ted Rodosevitch, G, Cincinnati
- 16 George Pyne, T, Olivet
- 17a White Graves, DB, LSU
- 17b Dave Lee, E, Louisiana Tech
- 18 Ed Meixler, LB, Boston University
- 19 Jim Nance, FB, Syracuse
- 20 Fred Fugazzi, FB, Missouri Valley

1964

- 1 Jack Concannon, QB, Boston College
- 2 Jim Kelly, E, Notre Dame
(choice to Denver)
- 4 Jon Morris, E, Holy Cross
(choice to San Diego)
- 5 Jim Mazurek, G, Syracuse
- 7 T.W. Alley, T, William & Mary
- 8a J.D. Garrett, HB, Grambling
- 8b Roger Lalonde, T, Muskingum
- 9 Lennie St. Jean, E, N. Michigan
(choice to Buffalo)
- 11 Jim Barrett, HB, Boston College
(choice to Kansas City)
- 13 Joe Scarpati, DB, N. Carolina State
- 14 Jim Wilson, T, Georgia
- 15 Tony Gibbons, T, John Carroll
- 16 Pete Pedro, HB, West Texas State
- 17 Gary Wood, QB-HB, Cornell
- 18 Joe Tiller, T, Montana State
- 19 Bill Dawson, E, Florida State
- 20 Lonnie Farmer, LB, Chattanooga
- 21 Tony Lawrence, T, Bowling Green
- 22 Dave Archer, T, Syracuse
- 23 Dave Humenick, T, Notre Dame
- 24 Larry Bartolameci, T, West Virginia
- 25 Bryan Generalovich, E, Pittsburgh
- 26 Dick Niglio, HB, Yale



1963

- 1 Art Graham, E, Boston College
- 2 LeRoy Jordan, C, Alabama
- 3 Bob Vogel, T, Ohio State
- 4 Bob Reynolds, T, Bowling Green
- 5 Lou Cioci, G, Boston College
- 6 Sam Silas, T, Southern Illinois
- 7 Dick Williamson, E, Alabama
- 8 Rod Foster, G, Ohio State
- 9 Jim Simon, E, Miami
- 10 Don McKinnon, C, Dartmouth
- 11a Dave Hayes, FB, Penn State
(choice from Houston)
- 11b Dave Watson, G, Georgia Tech
- 12a Bill Gambrell, HB, South Carolina
(choice from Buffalo)
- 12b Tim Gauntner, HB, John Carroll
- 13a Dave Adams, T, Arkansas
- 13b Ralph Ferrissi, FB, So. Connecticut
- 14 Whaley Hall, T, Mississippi
- 15 Bob Dentel, C, Miami
- 16 Wes Bryant, T, Arkansas
- 17 Tom Neumann, HB, Michigan
- 18 Dave O'Brien, T, Boston College
- 19 Pat McCarthy, QB, Holy Cross
- 20 Jim Bradshaw, HB, Chattanooga
- 21 Gary Sherman, HB, Bowling Green
- 22 Nate Craddock, FB, Parsons
- 23 Al Snyder, HB, Holy Cross
- 24 Dick Schultz, T, Ohio
- 25 Dennis Gaubatz, G, Louisiana State U
- 26 Jim Tullis, HB, Florida A&M
- 27 Dave Adams, T, Arkansas
- 28 Ron Whaley, HB, Chattanooga
- 29 Dock Kelly, G, Georgia

1962

- 1 Gary Collins, E, Maryland
- 2 LeRoy Jackson, HB, W. Illinois
- 3 Sherwyn Thorson, G, Iowa
- 4 (choice to Houston)
- 5 (choice to Dallas)
- 6 John Schopf, T, Michigan
- 8 Benny McRae, HB, Michigan
- 9 Bill Triplett, FB, Miami, Ohio
- 10 John Knight, HB, Valparaiso
- 11 (choice to Buffalo)
- 12 (choice to Oakland)
- 13 Nick Buoniconti, G, Notre Dame
- 14 Chas. Sieminski, T, Penn State
- 15 Gerry Goerlitz, N. Michigan
- 16 Ken Byers, G, Cincinnati
- 17 Scott Maentz, E, Michigan
- 18 Tom Chandler, T, Florida A&M
- 19 Ron Myers, E, Villanova
- 20 Tom Neck, HB, LSU
- 21 John Traynham, HB, VMI
- 22 Bob Asack, T, Columbia
- 23 Walt Crate, HB, Penn Military
- 24 Don Christman, C, Richmond
- 25 Bob Stern, C, Richmond
- 26 Jim Field, QB, LSU
- 27 Al Gursky, HB, Penn State
- 28 Charles Dickerson, T, Illinois
- 29 Julius Fincke, T, McNeese State
- 30 John L. Finn, T, Louisville
- 31 Mike Ingram, G, Ohio State
- 32 Charles Taylor, HB, Mississippi
- 33 Steve Jastrzembski, E, Pittsburgh
- 34 Ray Lardani, T, Miami (Fla.)

1961

- 1 Tommy Mason, HB, Tulane
- 2 Rip Hawkins, C, North Carolina
- 3 Danny LaRose, E, Missouri
- 4 Mike Zeno, G, Virginia Tech
- 5 Fran Tarkenton, QB, Georgia
- 6 Larry Eisenhauer, T, Boston College

- 7 Paul Terhes, QB, Bucknell
- 8 Charles Long, G, Chattanooga
- 9 Roland Lakes, C, Wichita
- 10 Richard Mueller, E, Kentucky
- 11 Mel West, HB, Missouri
- 12 Wayne Harris, C, Arkansas
- 13 Dan Underwood, T, McNeese State
- 14 James Wright, QB, Memphis State
- 15 (choice to Dallas)
- 16 George Balthazar, T, Tennessee A&I
- 17 Ray Ratkowski, HB, Notre Dame
- 18 Tom Rodgers, HB, Kentucky
- 19 Joe Bellino, HB, Navy
- 20 Dan Oakes, G, VPI
- 22 Bob Johnson, E, Michigan
- 23 Darrel DeDecker, C, Illinois
- 24 Don Webb, HB, Iowa State
- 25 Robert Minihane, T, Boston University
- 26 Charles Granger, T, Southern U. (La.)
- 27 Terry Huxhold, T, Wisconsin
- 28 Bryant Harvard, QB, Auburn
- 29 Ernie McMillan, T, Illinois
- 30 George Hulz, T, Mississippi Southern

1960

FIRST SELECTIONS:

- Buddy Allen, HB, Utah State
 Ron Burton, HB, Northwestern
 Dale Chamberlain, FB, Miami, O.
 Henry Christopher, E, SMU
 Dan Colchicco, E, San Jose State
 Jack Cummings, QB, North Carolina St.
 James Davis, C, Oklahoma
 Sarafine Fazio, C, Pittsburgh
 Max Fugler, C, LSU
 Jim Gardner, T, Duke
 James Goodyear, T-G, Wake Forest
 Dave Harris, HB, Kansas
 Al Henderson, T, Colorado State
 James Hickman, T-G, Penn State
 Robert Krantz, FB, Penn State
 Joe Kulbacki, HB, Purdue
 Dee Mackey, E, E. Texas St.
 Leon Manley, G, W. Texas St.
 Cliff Manning, T-G, Hardin-Simmons
 Pete Manning, E, Wake Forest
 Edward Mazurek, T, Xavier
 Bell Meglen, G, Utah State
 Frank Mestrik, FB, Marquette
 Ron Mix, T, USC
 Irvin Nikolai, E, Stanford
 Jim Prestel, T, Idaho
 Bob Salerno, G, Coloardo
 Gerhardt Schwedes, HB, Syracuse
 Richard Soergel, QB, Oklahoma St.
 Larry Wagner, T, Vanderbilt
 Harvey White, QB, Clemson
 Tirey Wileman, HB, SMU
 Gary Wisener, E, Baylor

SECOND SELECTIONS:

1. Dave Ames, HB, Richmond
2. James Boeke, T/G, Heidelberg
3. Billy Brewer, QB, Ole Miss.
4. Emanuel Congedo, T/G, Villanova
5. Pat Dye, T/G, Georgia
6. John Farrington, WR, Prairie View
7. Rich Grecni, C, Ohio U.
8. Bud Jones, WR, SMU
9. Don Kacmarek, T/G, North Dakota
10. John Lawrence, T/G, North Carolina St.
11. Ron Maltory, T/G, Purdue
12. Bobby Pate, RB, Presbyterian
13. Jack Rudolph, LB, Georgia Tech
14. Frank Sally, T/G, California
15. Bob Spada, E, Duke
16. Pete Tunney, HB, Occidental
17. Jim Webster, HB, Marquette
18. John Wilcox, T/G, Oregon



ALL-TIME TRADES

Editor's Note: Below is a noncomprehensive list of the Patriots' all-time trades. Many of the early trade dates and information are missing from the Patriots archives. Any additional information that can contribute to making this list more complete would be greatly appreciated. Please contact the Patriots public relations department with any pertinent details to help our department better assist you in future publications.

** denotes conditional trades*

1960

- Ron Mix (OT) to San Diego for Tom Greene (QB).
- Wray Carlton (FB) to Buffalo for Al Crow (DE).
- 8/25 Gordie Holz (OT) to Denver for Larry Cundiff (C).
- 8/31 Gerhard Schwedes (RB) to NY Titans for Marshall Harris (DB) and Titans seventh round choice in 1961.*

1961

- Acquired QB Babe Parilli and FB Billy Lott from Oakland in exchange for HB Dick Christy and T Hal Smith.
- 4/15 Art Hauser (DT) and Bill Striegel (LB) to Denver for Al Romine (S) and Don King (DE).
- 6/1 Tom Greene (QB) to San Diego for Duane Leopard (LB).
- 10/9 Houston Antwine (G) from Houston for Boston's third round draft choice in 1962.

1962

- Ed "Butch" Songin (QB) to NY Titans for Dick Felt (DB).
- Tony Romeo (TE) (and player named later) from Dallas for rights to Bill Hull (E).

1963

- Gerry DeLucca (OT) from Kansas City for future draft choice.
- Harry Jacobs (LB) sold to Buffalo.
- Bill Hudson (DT) from San Diego for draft choice.
- Charley Theokas (C) sold to NY Jets.
- Dick Klein (OT) sold to Oakland.

1964

- Mack Yoho (DE) from Buffalo for future draft choice.
- Walt Cudzik (C) to Denver in partial payment for draft rights to Jack Concannon (QB).
- Billy Lott (FB) to Denver.
- Bob Schmidt (C/T) from Houston for a draft choice.
- 12/30 Eddie Wilson (QB) acquired from Kansas City for a draft choice and cash.

1965

- 12/20 Jim Colclough (WR) and draft rights to Jim Waskiewicz (C) to NY Jets for John Huarte (QB).

1966

- 1/15 Players lost to expansion draft (Miami) Billy Neighbors (G), Ross O'Hanley (S), Jack Rudolph (LB), Ed Wilson (QB).
- 1/29 Ron Burton (RB) to Kansas City for Jim Fraser (P).
- 9/6 Jim Colclough (WR) from NY Jets for draft choice.

1967

- 10/14 Don Trull (QB) from Houston for draft choice.

1968

- 1/15 Players lost to expansion draft (Cincinnati) Joe Bellino (WR), Jim Boudreaux (OT), J.D. Garrett (RB), White Graves (DB), Ron Hall (DB).
- 6/11 Gene Thomas (RB) from Kansas City for Patriots' fourth round choice in 1969.
- 7/20 Babe Parilli (QB) to NY Jets for Myron (Mike) Taliaferro (QB).
- 8/28 Bob Cappadonna (RB) to Buffalo for Bills' ninth round choice in 1969.
- John Williamson (LB) from Oakland for Patriots' sixth round choice in 1969.

1969

- 3/24 Leroy Mitchell (CB) and Patriots' second round choice in 1970 to Houston for Sid Blanks (RB), Larry Carwell (CB), Ron Caveness (LB), and Charlie Frazier (WR).
- 3/24 Nick Buoniconti (LB) to Miami for John Bramlett (LB), Kim Hammond (QB), and Miami's fifth choice in 1970.
- Tom Janik (S) from Buffalo for Patriots' sixth choice in 1970.
- Ezell Jones (DE) from NY Jets for draft choice.



ALL-TIME TRADES

1970

- 4/14 Jim Whalen (TE) to Denver for Tom Beer (TE).
8/31 Ike Lassiter (DE) from Oakland for Patriots' third and seventh round draft choices in 1971.

1971

- 2/1 Jim Schmedding (G) from San Diego for Patriots sixth round choice in 1972*
7/8 Mike Haggerty (OT) from Pittsburgh for Marty Schottenheimer (LB) and Patriots' 14th round choice in 1972.
7/13 Phil Olsen (DE) to Los Angeles for Rams' first choice in 1972.
7/19 Willis Crenshaw (RB) from Denver for Patriots' sixth round choice in 1972.*
7/23 Steve Kiner (LB) from Dallas for Patriots' fourth round choice in 1972.
7/31 Halvor Hagen (DE) and Honor Jackson (WR) from Dallas for Patriots' second and third round choices in 1972 [this deal originally included Duane Thomas (RB) and Carl Garrett (RB)].
7/31 Richie Moore (OT) from Green Bay for John Bramlett (LB).*
8/9 Ara Person (TE) from Pittsburgh for Jim Clack (C).
9/7 Dave Rowe (DT) from Houston for Tom Funchess (OT).
9/8 Mike Haffner (WR) from Denver for Patriots' 13th choice in 1972.*
9/8 Eddie Ray (RB) to San Diego for Chargers' seventh round choice in 1972.
9/16 Warren Koegel (C) to Oakland for Raiders' fifth round choice in 1972.
9/22 Mo Moorman (G) to Kansas City for Chiefs' second round choice in 1972.
9/27 Ron Gardin (DB) from Baltimore for Patriots' fifth round choice in 1972.
10/1 Phil Clark (S) from Pittsburgh for Rocky Bleier (RB).
11/4 Reggie Rucker (WR) acquired from NY Giants (via waivers) for Patriots' sixth round choice in 1972.

1972

- 2/1 Fred Dryer from NY Giants for Patriots' first choice in 1972 and their second round draft choice in 1973.
3/27 Ed Philpott (LB) to San Diego for Chargers' seventh round choice in 1973.
4/27 Fred Dryer (DE) to Los Angeles for Rick Cash (DT) and Ram's first choice in 1973.
5/20 Houston Antwine (DT) to Philadelphia for Billy Hobbs (LB).
6/28 Ron Gardin (DB) to Pittsburgh for Steelers' sixth round choice in 1973.*
6/29 Jim Flanigan (LB) from New Orleans for Patriots' sixth round choice in 1973.
7/14 Ron Sellers (WR) to Dallas for Cowboys' fourth round choice in 1973.
7/15 Ike Lassiter (DE) to Washington for Baltimore's ninth round choice in 1973*
7/19 Bill Atessis (DE) to St. Louis for Cardinals' fifth round choice in 1973.*
7/24 Jim Nance (RB) to Philadelphia for Eagles' fourth choice in 1973.*
7/31 Eric Crabtree (WR) to Denver for Broncos' seventh round choice in 1973.*
7/31 Jim Benien (P) from Detroit for Patriots' fifth round choice in 1973.*
7/31 Bob Windsor (TE) from San Francisco for Patriots' first choice in 1974.
7/31 Clark Hoss (TE) to Cleveland for Browns' seventh round choice in 1973.*
8/4 Steve Kiner (LB) to Miami for Bob Griffin (OT).
8/7 Ernie Holmes (DT) sold to Pittsburgh.
8/25 Wayne Mass (OT) from Miami for Patriots' seventh round choice in 1973.
8/29 Greg Slough (LB) from Oakland for future considerations

1973

- 1/30 Carl Garrett (RB) to Chicago for Detroit's first round choice in 1973.
4/19 Jim Cheyunki (LB), Halvor Hagen (DE) and Mike Montler (OT) to Buffalo for Edgar Chandler (LB), Jeff Lyman (LB), and Wayne Patrick (RB).
5/16 Bob Adams (TE) from Pittsburgh for Patriots' seventh round choice in 1974.
7/2 Lloyd Voss (DE) from Denver for Patriots' eighth round choice in 1974.*
7/3 Herb Adderley (DB) from Dallas for Patriots' 10th choice in 1974.*
7/6 Ron Berger (TE) to Buffalo for Ken Lee (LB).
7/25 Herb Adderley (DB) to Los Angeles for Bill DuLac (G).
7/25 Jeff Lyman (LB) to Los Angeles for Rams' seventh round choice in 1974.*
7/26 Mel Lunsford (DE) from Washington for Patriots' fifth round choice in 1974.



ALL-TIME TRADES (cont.)

- 8/7 John Smith (K) to Pittsburgh for Steelers' 10th choice in 1974.*
- 8/9 Bill DuLac (G) to Green Bay for Kevin Hunt (OT).
- 8/16 Tom Reynolds (WR), Ken Lee (LB) and Patriots eighth round choice in 1974 to Chicago for Bears' second round and fourth round choices in 1974.
- 8/22 Bill Peterson (LB) from Cincinnati for Patriots' fourth round choice in 1974.
- 8/29 Jerry List (RB) from Oakland for Patriots' 11th round choice in 1984.*
- 8/29 Henry Matthews (RB) to New Orleans for Saints' fifth round choice in 1974.
- 8/29 Charlie Richards (QB) from Washington for Patriots' ninth round choice in 1974.*
- 9/3 Ralph Anderson (S) from Pittsburgh for Chicago's fourth round choice in 1974 (through New England)
- 9/6 Brad Dusek (LB) and Patriots' third round choice in 1974 to Washington for Donnel Smith (DE) and Redskins' seventh round choice in 1974.
- 9/10 Dennis Wirgowski (DE) to Philadelphia for Eagles' sixth round choice in 1974.
- 9/10 Brian Stenger (LB) from Pittsburgh for Patriots' 10th round choice in 1974.

1974

- 1/29 Dick Gordon (WR) from Green Bay for John Mosier (TE).
- 1/30 Jack Mildren (DB) from Baltimore for Patriots' sixth round choice in 1974.
- 1/30 Steve Kiner (LB) to Houston for Oilers' ninth round choice in 1974.
- 8/7 Archie Pearson (DE) sold to Detroit.
- 8/13 Don Highsmith (RB) from Atlanta for Patriots' 12th round choice in 1975.
- 8/14 Dave Lewis (P) purchased from Cincinnati.
- 8/14 James Callier (DE) sold to Chicago.
- 8/16 George Webster (LB) from Pittsburgh for Patriots' 10th round choice in 1975.
- 8/23 Dave Rowe (DT) to San Diego for Chargers' sixth round choice in 1975.
- 9/4 Dave Mason (S) to Green Bay for Packers' 10th round choice in 1975.*
- 9/10 Tony McGee (DE) from Chicago for Patriots' eighth round choice in 1975 and third round choice in 1976.
- 9/11 Craig Hanneman (DE) from Pittsburgh for Patriots' ninth round choice in 1975.

1975

- 1/23 John Tarver (RB) to Philadelphia for Eagles' fifth round choice in 1975 and eighth round choice in 1976.
- 1/28 Reggie Rucker (WR) to Cleveland for San Diego's fourth round choice in 1975 (through Cleveland).
- 1/28 Leon Crosswhite (RB) acquired from Detroit for Patriots' sixth round choice in 1975 and Philadelphia's eighth round choice in 1976.
- 1/29 NFL rights to Eddie Foster (OT) traded to Washington Redskins' 12th choice in 1975.
- 2/5 Joe Sweet (WR) to San Diego for past considerations.
- 7/3 Bob Howard (CB) from San Diego for Chargers' fifth round choice in 1976.
- 7/15 Steve Zabel (LB) from Philadelphia for Patriots' fourth and eighth round choices in 1976.
- 7/30 Jon Morris (C) to Detroit for Lions' sixth round choice in 1976.
- 7/31 Josh Ashton (RB) to New Orleans for Saints' seventh round choice in 1976.
- 8/5 Bob Adams (TE) to Houston for Oilers' seventh round choice in 1976.*
- 8/21 Lawrence Williams (WR) to New Orleans for Saints' eighth round choice in 1976.*
- 8/21 Leon McQuay (RB) from NY Giants for Patriots' sixth round choice in 1976.
- 8/28 Durwood Keeton (S) from St. Louis for undisclosed future draft choice.
- 9/1 Derrick Williams (DB) from Los Angeles for undisclosed future draft choice.*
- 9/8 Doug Dressler (RB) from Cincinnati for Patriots' seventh round choice in 1976.

1976

- 3/30 Players lost due to NFL expansion draft (to Seattle and Tampa Bay) QB Neil Graff and RB Kerry Marbury to Seattle, (S) Durwood Keaton to Tampa Bay.



ALL-TIME TRADES (cont.)

- 4/5 QB Jim Plunkett to San Francisco for QB Tom Owen and the 49ers two first round draft choices (one through Houston) in 1976 and the 49ers first and second round choices in 1977.
- 4/8 (CB) Ron Bolton to Cleveland for (OT) Bob McKay.
- 4/9 Doug Cumler (OC) to Minnesota for the Vikings' eighth round draft choice in 1976 and sixth round choice in 1977.
- 4/28 Leon McQuay (RB) to Oakland for the Raiders' 10th round draft choice in 1977.
- 9/6 Marlin Briscoe (WR) from Detroit for sixth round choice in 1977.

1977

- 3/11 Joe Blahak (DB) to Minnesota for cash.
- 8/22 Harold Hart (RB) to Washington for conditional draft choice.
- 9/6 John Sanders (DB) to Philadelphia for Eagles' eighth round draft choice (through Buffalo) in 1978.
- 10/4 Arthur Moore (NT) to Cleveland for conditional draft choice.

1978

- 8/14 Bob McKay (OT) to Detroit for Jim Mitchell (DE).
- 8/15 Mike Burke (P) from Denver for conditional draft choice.
- 8/16 Harold Jackson (WR) from Los Angeles for the Patriots' third round draft choice in 1979 and their fourth round choice in 1980.
- 8/22 Dave Pureifory (DE) from Pittsburgh for Patriots' sixth round choice in 1979.
- 8/23 Tom Neville (OT) to Denver for Broncos' 10th round choice in 1979.
- 9/13 Bob McKay (OT) from Detroit for Patriots' 12th round choice in 1979.

1979

- 8/15 Leon Gray (OT) to Houston for Oilers' first and sixth round draft choices in 1980, plus cash.

1980

- 2/7 Mike St. Clair (DE) from Cleveland for Patriots' own sixth round choice in 1980 and Ernest Price (DE) from Cleveland for Patriots' 10th round choice in 1981.
- 4/17 Chuck Foreman (RB) from Minnesota for conditional draft choice in 1981 (third round).
- 7/26 Ed O'Neill (LB) from Detroit for Patriots' ninth round draft choice in 1981.

1981

- 4/23 Sam Adams (OG) to New Orleans for Saints' eighth round draft choice in 1981.
- 6/19 Mel Lunsford (DE) to Cincinnati Bengals for cash.
- 8/31 Bill Currier (DB) to New York Giants for Giants' 11th round draft choice in 1982 (used to draft QB Steve Sandon).
- 9/25 Horace Ivory (RB) to Seattle for Seahawks' third round draft choice in 1982 (used to pick LB Clayton Weishuhn).

1982

- 4/27 Tim Fox (FS) to San Diego for Chargers' second round draft choice in 1982 (Robert Weathers, RB) and their third round choice in 1983 (Steve Moore, OT).
- 4/27 Russ Francis (TE) and Patriots' 1982 second round draft choice to San Francisco for the 49ers first (Lester Williams, NT), both seconds (Andre Tippett, LB and Darryl Haley, OT) and fourth round (Brian Ingram, LB) draft choices in 1982.
- 4/28 Rod Shoate to Chicago for the Bears' fifth round draft choice in 1983 (Smiley Creswell, DE).
- 5/25 John Lee (DE) to Chicago for conditional undisclosed draft choice.
- 8/2 Bill Matthews (LB) to NY Giants for undisclosed 1982 draft choice (James Williams, TE).
- 8/25 Tom Owen (QB) to Washington for Tom Flick (QB).
- 9/2 Tony McGee (DE) to Washington for a Redskins' middle round choice in 1984.

1983

- 9/6 Shelby Jordan (OT) to the Los Angeles Raiders for the Raiders' fourth round choice in 1985.
- 9/13 Don Hasselbeck to the Los Angeles Raiders for Derrick Ramsey (TE).
- 11/11 Mike Haynes (CB) and the Patriots' seventh round choice in 1985 to the Los Angeles Raiders for the Raiders' first round choice in 1984 (traded to Cincinnati along with three other choices for the first overall pick in the 1984 draft, used to draft Irving Fryar) and their second round choice in 1985.



ALL-TIME TRADES (cont.)

1984

- 2/22 Patriots obtain Tony Franklin (K) from Philadelphia for a 1985 sixth round selection (156th pick overall) in which the Eagles drafted Ken Reeves (OT, Texas A&M).
- 7/31 Patriots obtain Seattle's 1986 second round selection (42nd pick overall - Mike Ruth, NT, Boston College) in exchange for Bob Cryder (T).
- 8/20 Patriots obtain Luke Prestridge (P) from Denver for a 1985 10th round selection (269th pick overall - Buddy Funck, QB, New Mexico)
- 8/21 Patriots obtain Greg Hawthorne (WR) from Pittsburgh for a 1985 ninth round selection (242nd pick overall - Andre Harris, DB, Minnesota).
- 8/27 Patriots obtain Rod McSwain (DB) from Atlanta for a 1985 eighth round selection (215th pick overall - Ronnie Washington, LB, N.E. Louisiana).
- 9/11 Patriots obtain 1984 seventh round selection from San Francisco (192nd overall - Derwin Williams, WR, New Mexico) for Ricky Smith (CB).

1985

- 4/30 Patriots obtain 1985 first, second, and third round selections from San Francisco and draft Trevor Matich (C, BYU, 28th pick overall), Ben Thomas (DE, Auburn, 56th pick overall), and Audrey McMillian (DB, Houston, 84th overall) in exchange for New England's 1985 1st and third round selections, where the 49ers drafted Jerry Rice (WR, Mississippi Valley St., 16th pick overall) and Ricky Moore (RB, Alabama, 75th pick overall).
- 5/1 Patriots obtain L.A. Raiders 1985 fourth round selection (108th pick overall - Gerard Phelan, WR, Boston College) as final compensation for the Shelby Jordan trade in 1983.
- 5/18 Patriots obtain L.A. Raiders 1985 second round selection (52nd pick overall - Jim Bowman, DB, Central Michigan) as final compensation for the Mike Haynes deal in 1983.
- 7/2 Patriots obtain undisclosed 1986 draft pick from Indianapolis for Tim Golden (LB, Florida).

1986

- 4/29 Patriots obtain Tampa Bay's 1987 fifth round selection (116th pick overall - Tom Gibson, TE, Northern Arizona) in exchange for New England's 1986 sixth round selection (165th pick overall - Kevin Walker, DB, East Carolina).
- 7/22 Patriots obtain Willie Scott (TE) from Kansas City for a 1987 eighth round selection (218th pick overall - Michael Clemons, RB, William & Mary).
- 8/11 Patriots obtain Washington's 1987 third round selection (81st pick overall) for the rights to Ricky Sanders (WR).
- 9/29 Patriots obtain San Diego's fifth round selection (through Tampa Bay) and draft Danny Villa (113th pick overall) in exchange for Vencie Glenn (CB).

1987

- 2/19 Patriots obtain Sean Ferrell (OG) from Tampa Bay for their 1987 second, seventh and ninth round selections. Tampa drafted Don Smith (RB, Mississippi, 51st pick overall), Harry Swayne (DE, Rutgers, 190th pick overall), and Greg Davis (P, Citadel, 246th pick overall).
- 5/6 Patriots obtain Minnesota's 1988 fourth round selection (97th overall - Sammy Martin, WR/KR, LSU) in exchange for Rich Gannon (QB).
- 7/27 Patriots obtain Tampa Bay's 1988 fourth round selection (87th pick overall - Tim Goad, NT, North Carolina) in exchange for Darryl Haley (T).
- 8/17 Patriots obtain Jim Romano (C) from Houston for an undisclosed future draft choice in 1988.
- 9/2 Patriots obtain a 10th round draft choice in 1988 from the L.A. Raiders (267th pick overall - Rodney Lossow, C, Wisconsin) in exchange for Brian Holloway (T).
- 10/13 Patriots obtain Doug Flutie (QB) from Chicago in exchange for their 1988 eighth round selection (208th pick overall - David Tate, DB, Colorado).

1988

- 4/24 Patriots obtain Minnesota's 1989 ninth round selection (248th pick overall - Curtis Wilson, OC, Missouri) for their 1988 11th round selection (296th pick overall - Norman Floyd, DB, South Carolina).
- 4/24 Patriots obtain Washington's 1989 fourth round selection (96th pick overall) and draft Maurice Hurst (DB, Southern) in exchange for their 1988 fifth round selection (127th pick overall - Carl Mims, DB, Sam Houston St.).



ALL-TIME TRADES (cont.)

- 4/25 Patriots obtain Minnesota's 1989 ninth round selection (247th pick overall - Curtis Wilson, OC, Missouri) in exchange for their 1988 11th round selection (296th pick overall - Norman Floyd (DB, South Carolina).
- 8/16 Patriots obtain Tony Stephens (NT) from New Orleans for a future draft choice.
- 8/22 Patriots obtain Thomas Benson (LB) from San Diego in exchange for their 1989 seventh round selection (183rd pick overall - Marion Butts, RB, Florida State).
- 8/26 Patriots obtain Tampa Bay's 1989 third round selection (63rd pick overall - Marv Cook, TE, Iowa) in exchange for Stephen Starring (WR).
- 8/29 Patriots obtain Mike Baab (C) from Cleveland in exchange for their 1989 fifth round selection (127th overall - Vince Workman, RB, Ohio State).

1989

- 4/23 Patriots obtain L.A. Raiders 1989 sixth (165th pick overall - Eric Mitchel, RB, Oklahoma) and eighth round selections (223rd pick overall - Tony Zackery, DB, Washington) in exchange for the Patriots' 1989 sixth round selection (156th pick overall - Doug Lloyd, RB, N. Dakota State).
- 4/26 Patriots obtain Monte Robbins (P) from Washington for a 1990 fourth round selection (86th pick overall - Cary Conklin, QB, Washington).

1990

- 4/22 Patriots obtain two 1990 first round selections from Seattle (eighth overall - Chris Singleton, LB, Arizona and 10th overall - Ray Agnew DE, North Carolina State) in exchange for their 1990 first round selection (third pick overall - Cortez Kennedy, DT, Miami) and their second round selection (29th pick overall - Terry Wooden, LB, Syracuse).
- 4/22 Patriots obtain Buffalo's 1990 fourth and 12th round selections (322nd pick overall - Blaine Rose, OG, Maryland) in exchange for two of their seventh round picks in 1990 (one of which came from Dallas).
- 4/22 Patriots obtain Dallas' 1990 third and fifth round selections (80th overall - Greg McMurtry, WR, Michigan and 120th pick overall - James Gray, RB, Texas Tech) in exchange for their third (originally Seattle's) sixth, and eighth round selections.

1991

- 4/20 Patriots obtain Dallas' 1991 first round (11th overall - Pat Harlow, T, Southern Cal) and second round selections (41st overall - Jerome Henderson, CB, Clemson) plus veterans Ron Francis (CB), David Howard (LB), and Eugene Lockhart (LB) all in exchange for New England's 1991 first round selection (first pick overall - Russell Maryland, DT, Miami).
- 4/21 Patriots obtain Houston's first round selection (17th pick overall - later traded) in exchange for their 1991 second round selection (28th pick overall) and fourth round selection (101st pick overall).
- 4/21 Patriots obtain Dallas' first round selection (14th pick overall, through New Orleans) and draft Leonard Russell (RB, Arizona State) in exchange for their first round selection (17th pick overall, acquired from Houston) and for New England's 1991 fourth round selection (110th pick overall, through Buffalo). Dallas drafted Kevin Harris (DE, Texas Southern).
- 4/22 Denver's fourth round choice in 1991 from New England to Pittsburgh for the Steelers' fourth and fifth round choices in 1991. Pittsburgh selected defensive back Sammy Walker (Texas Tech). New England traded Pittsburgh's fourth-round choice in 1991 to the L.A. Raiders for Dallas' fifth round choice in 1991 and the Raiders' fourth round choice choice in 1992. The Raiders selected Raghib Ismail (Notre Dame). New England selected TE Ben Coates (Livingstone).
- 4/22 Patriots obtained San Diego's 1991 11th round selection (303rd pick overall, through the L.A. Raiders), draft Paul Asbury (P, S.W. Texas State), and a 1992 fourth round selection (90th pick overall) where the Patriots drafted Dion Lambert (DB, UCLA) in exchange for a 1991 fifth round selection (127th pick overall, acquired from Pittsburgh earlier in the draft). San Diego drafted Floyd Fields (DB, Arizona State).
- 9/17 Patriots obtain Jesse Solomon (LB) from Dallas for a future draft choice.
- 9/18 Patriots obtain Tampa Bay's 1992 fifth round selection (116th pick overall - Dwayne Saab, LB, New Hampshire) in exchange for Jesse Solomon (LB).

1992

- 4/26 Patriots obtain Dallas' 1992 first (13th pick overall - Eugene Chung, OL, Virginia Tech) and third round selections (71st pick overall - Kevin



ALL-TIME TRADES (cont.)

Turner, FB, Alabama) in exchange for their 1992 first (19th pick overall - Tony Smith, RB, Dallas traded to Atlanta), second (37th pick overall - Darren Woodson, CB, Arizona State), and their fourth round selections (104th pick overall, Dallas traded to Atlanta who drafted Franki Smith, DB, Baylor).

- 4/26 Patriots obtain Phoenix's 1992 second round selection (35th pick overall - Rod Smith, CB, Notre Dame) in exchange for their second (37th pick overall, from Atlanta - Tony Sacca, QB, Penn State) and fourth round selections (100th pick overall, from the L.A. Raiders - Michael Bankson (NT, Sam Houston State).

1993

- 3/30 Patriots obtain a 1993 fourth round selection (99th overall) from Green Bay in exchange for RB John Stephens.
- 4/1 Patriots obtain Miami's 1993 second round selection (51st pick overall - Todd Rucci, G, Penn State) and a 1994 third round selection (90th pick overall, Joe Burch, C, Texas Southern) in exchange for Irving Fryar (WR).
- 4/26 Patriots obtain San Francisco's 1993 fourth and fifth round selections (110th and 138th picks overall) and draft Corwin Brown (S, Michigan) and Richard Griffith (TE, Arizona) in exchange for a 1993 fourth round selection (99th pick overall, acquired from Green Bay in a trade for John Stephens). San Diego drafted Lewis Bush (LB, Washington State).
- 4/26 Patriots obtain Adrian White (DB) from Green Bay for a conditional 1994 seventh round selection (184th pick overall). Green Bay traded their selection to Denver who in turn drafted Butler By'Not'e (RB, Ohio State).
- 4/26 Patriots obtain Dallas' 1994 seventh round selection (222nd pick overall - Marty Moore, LB, Kentucky) in exchange for Hugh Millen (QB).
- 8/16 Patriots obtain George Williams (NT) from Cleveland for Rob McGovern (LB).
- 8/26 Patriots obtain Seattle's 1994 sixth round selection (168th pick overall - Max Lane, OT, Navy) for Jon Vaughn (RB).

1994

- 4/25 Patriots acquire running back Marion Butts and a third round draft choice (78th overall - Ervin Collier, NT, Florida A&M) from the San Diego Chargers in exchange for the Patriots' third (70th overall - Andre Coleman) and fifth round selections (137th overall - Aaron Laing).
- 4/25 Patriots acquire a fourth (121st overall - John Burke, TE, Virginia Tech) and a fifth round selection from Arizona in exchange for the Patriots' fourth round selection (107th overall - Perry Carter).
- 8/10 Patriots obtain RB Leroy Thompson from the Pittsburgh Steelers for the Patriots 1995 fourth-round selection (120th overall - Oliver Gibson).

1995

- 4/23 Patriots acquire Kansas City's 1995 fourth-round choice (112th overall - David Wohlabough, C, Syracuse) for the Patriots' 1996 third-round selection.
- 4/23 Patriots obtain a seventh-round pick (234th overall - Carlos Yancy, CB, Georgia) from Cleveland for their seventh-round selection (231st overall - A.C. Tellison).
- 8/11 Patriots obtain TE Jeff Wilner and WR Bill Schroeder from Green Bay for C Mike Arthur.
- 8/27 Patriots acquire DE Ferric Collons in a trade with Green Bay for past considerations.

1996

- 4/17 Patriots receive Oakland's 1996 second-round choice (57th overall - later traded back to Raiders, see next trade) for T Pat Harlow.
- 4/20 Patriots receive a 1996 third-round choice (76th overall - later traded to Detroit, see next trade), 1996 fourth-round choice (124th overall - Kantroy Barber, FB, West Virginia) and 1996 fifth-round choice (149th overall - Christian Peter, DT, Nebraska) from the Oakland Raiders for the Patriots' 1996 second-round selection (the pick was acquired from the Raiders on 4/17/96).
- 4/20 Patriots acquire Detroit's 1996 third-round selection (86th overall - Tedy Bruschi, LB, Arizona), 1996 fourth-round selection (119th overall - Chris Sullivan, DE, Boston College) and 1996 sixth-round selection (195th overall - Mario Grier, FB, Tenn.-Chattanooga) for the Patriots' 1996 third-round selection (76th overall - the pick was obtained from the Raiders earlier on 4/20/96).



FREE AGENCY COMINGS AND GOINGS

The advent of unrestricted free agency has created a tremendous amount of player movement in recent years. The trend began in 1989, when the NFL owners and the NFL Players Association agreed on Plan B free agency, which allowed "unprotected players" the freedom to sign with any NFL club. The current Collective Bargaining Agreement went into effect on May 6, 1993 and continues through the 1999 season. Below are some definitions of three categories of free agency.

Unrestricted Free Agent: Any player with five or more accrued seasons shall become an unrestricted free agent when his contract expires. Such a player is free to negotiate with any club. Other clubs may sign an unrestricted free agent without penalty or restrictions.

Restricted Free Agent: Any player with three or more accrued seasons, but less than five accrued seasons shall become a restricted free agent when his contract expires. Such a player is free to negotiate and sign with any club. If a restricted free agent is lost to another team, compensation is due to the original team. (Compensation is subject to a variety of restrictions which are outlined in the Collective Bargaining Agreement).

Negotiating Rights of Players with less than Three Accrued Seasons: Any veteran player with less than three accrued seasons whose contract has expired may negotiate or sign only with his prior club if a tender is offered on or before March 1. If the club does not offer a tender by this date, the player shall be completely free to negotiate and sign with any other club.

Since the current CBA took effect in 1993, the Patriots have signed 20 players and only lost nine. Below are the year-by-year comings and goings. All players listed are unrestricted free agents unless otherwise indicated (see notes at the bottom of the page).

FREE AGENTS SIGNED

1997 (3)

Steve Israel	CB	San Fran.
Zefross Moss	T	Detroit
Henry Thomas	DT	Detroit

1996 (8)

Monty Brown (R)	LB	Buffalo
Willie Clay	S	Detroit
Shawn Jefferson+	WR	San Diego
Michael McGruder	CB	Tampa Bay
Rich McKenzie*	LB	Baltimore
Pio Sagapolutele	DT	Baltimore
Larry Tharpe	T	Arizona
Tom Tupa	P	Baltimore
Mark Wheeler	DT	Tampa Bay

1995 (6)

Bobby Abrams	LB	Minnesota
Jeff Dellenbach	C	Miami
Jon Hand	DE	Indianapolis
David Meggett	RB	NY Giants
Tim Roberts (R)	DE	Houston
Reggie White*	NT	San Diego

1994 (6)

Steve DeOssie	LB	NY Jets
Myron Guyton	CB	NY Giants
Bob Kratch	G	NY Giants
Mike Jones*	DE	Arizona
Ricky Reynolds	CB	Tampa Bay
Blair Thomas	RB	NY Jets

FREE AGENTS LOST

1997 (6)

Jerome Henderson	CB	NY Jets
Terry Ray	S	(No Team)
Ricky Reynolds	CB	(No Team)
William Roberts	G	(No Team)
Dwayne Sabb	LB	(No Team)
Otis Smith	CB	NY Jets

1996 (2)

Tim Roberts	DE	(No Team)
Bryan Wagner	P	(No Team)

1995 (6)

Ray Agnew	DE	NY Giants
Harlon Barnett	S	Minnesota
David Bavaro*	LB	New Orleans
Tim Goad	NT	Cleveland
Michael Timpson	WR	Chicago
Kevin Turner (R)	FB	Philadelphia

1994 (3)

Greg McMurtry	WR	L.A. Rams
Leonard Russell+	RB	Denver
Brent Williams	DE	Seattle



"PLAN B" FREE AGENCY COMINGS AND GOINGS

FREE AGENTS SIGNED

1993 (8)

Mike Farr	WR	Detroit
Aaron Jones	DE	Pittsburgh
Mike Pitts	DE	Philadelphia
Leon Seals	DT	Philadelphia
Scott Secules	QB	Miami
Reyna Thompson	CB	NY Giants
Steve Trapilo	G	New Orleans
John Washington	DE	Atlanta

1992 (5)

Scott Bowles	G	49ers
Alex Johnson	WR	Houston
Rob McGovern	LB	Pittsburgh
Randy Robbins	S	Denver
Larry Williams	G	Saints

1991 (3)

Ivy Joe Hunter	FB	Colts
Victor Jones	RB	Houston
Hugh Millen	QB	Atlanta

1990 (10)

George Adams	RB	NY Giants
Chris Gambol	OT	Detroit
Chris Gannon	DE	San Diego
Ernest Gibson	CB	Miami
Richard Harvey	LB	Buffalo
Ilia Jarostchuk	LB	Phoenix
Damian Johnson	T	NY Giants
Jamie Morris	RB	Washington
Zeke Mowatt	TE	NY Giants
Bob White	C	Dallas
Tony Zakery	S	Atlanta

1989 (6)

Greg Davis	K	Atlanta
David Douglas	G/C	Cincinnati
Gary Jeter	DE	LA Rams
Mike Jones	WR	Kansas City
Eric Sievers	TE	LA Rams
David Viaene	T	Houston

FREE AGENTS LOST

1993 (0)

(R) indicates restricted free agents.
 * indicates restricted free agent who was not tendered a qualifying offer.
 + restricted free agent whose rights were relinquished.

1992 (10)

Rob Carpenter	WR	NY Jets
Stan Clayton	OL	Pittsburgh
Harry Colon	S	Detroit
Elbert Crawford	G	Denver
Millard Hamilton	WR	NY Giants
Jon Melander	G	Cincinnati
Ed Reynolds	LB	NY Giants
Jason Staurowsky	K	NY Jets
David Viaene	T	Green Bay
Tony Zackery	S	Cleveland

1991 (8)

Ventson Donelson	CB	Green Bay
Brian Hansen	P	Cleveland
Tim Hauck	S	Green Bay
Cedric Jones	WR	Houston
Jamie Lawson	RB	Tampa Bay
Eric Siever	TE	Miami
Mosi Tatupu	RB	L.A. Rams
Jamie Morris	RB	Minnesota

1990 (17)

Glenn Antrum	WR	NY Jets
Mike Baab	C	Cleveland
Aaron Chubb	LB	Green Bay
Raymond Clayborn ..	CB	Cleveland
Terrence Cooks	LB	Dallas
Patrick Egu	RB	NY Jets
Howard Feggins	CB	NY Giants
Milford Hodge	DE	Washington
Darryl Holmes	FS	Pittsburgh
Lawrence McGrew	LB	Cleveland
Emanuel McNeil	NT	NY Jets
Mike Morris	C	Kansas City
Tom Rehder	T	NY Jets
Rodney Rice	CB	Tampa Bay
Peter Shorts	DE	Kansas City
David Ward	LB	Kansas City
Curtis Wilson	C	Detroit

1989 (10)

Thomas Benson	LB	LA Raiders
Elgin Davis	RB	Pittsburgh
Teddy Garcia	K	Phoenix
Ernest Gibson	CB	Miami
Tom Gibson	DE	Cleveland
Eric Naposki	LB	Dallas
Eugene Profit	CB	Washington
Darryl Usher	WR	Cleveland
Toby Williams	NT	Green Bay
Troy Wolkow	G	Kansas City



CONTRACT EXPIRATION DATES

1997

Name	Pos	Exp
Armstrong, Bruce	T	10
Bartrum, Mike	TE	4
Bivins, Marquin	G	R
Bresnahan, Chris	QB	R
Brown, Corwin	FS	5
Brown, Monty	OLB	5
Burke, John	TE	4
Byars, Keith	RB	12
Carlson, Gerald	K	R
Claro, Tom	G	1
Gash, Sam	FB	6
Gisler, Mike	C	5
Graham, Hason	WR	2
Grier, Marrio	RB	2
Hitchcock, Jimmy	CB	3
Jones, Curtis	DB	R
Lane, Max	G	4
Martin, Curtis	RB	3
McGinest, Willie	DE	4
McGruder, Mike	CB	8
McQueen, Therone	DT	R
Miles, Jermaine	DE	R
Moore, Marty	LB	4
Ortiz, Chris	WR	R
Parker, Jason	DB	R
Reeves, Chad	LB	1
Rucci, Todd	G	4
Tate, Mark	DB	R
Vinatieri, Adam	K	2
Warren, Michael	TE	1
Williams, James	LB	7
Wing, Chris	LB	R
Wohlabaugh, Dave	C	2
Wyman, Devin	DT	R

1998

Barber, Kantroy	FB	2
Bruschi, Tedy	MLB	2
Collins, Todd	OLB	5
Irwin, Heath	G	R
Jells, Dietrich	WR	2
Johnson, Ted	MLB	3
Jones, Mike	DE	7
McGee, Curtis	G	R
Porter, Juan	C	R
Rehberg, Scott	T	R
Sullivan, Chris	DE	2

Name	Pos	Exp
Taves, Josh	DE	1
Thomas, Henry	DT	11
Tupa, Tom	P/QB	9
Turner, Shawn	WR	R
Wheeler, Mark	DT	6
Whigham, Larry	SS	4
Zolak, Scott	QB	7

1999

Brown, Troy	WR	5
Clay, Willie	FS	5
Collons, Ferric	DE	3
Conrad, J.R.	T	R
Crawford, Vernon	LB	R
Cullors, Derrick	RB	1
Ellis, Ed	T	R
Israel, Steve	CB	6
Jefferson, Shawn	WR	7
Law, Ty	CB	3
Meggett, David	RB	9
Milloy, Lawyer	SS	2
Mitchell, Brandon	DT	R

2000

Brisby, Vincent	WR	4
Coates, Ben	TE	7
Moss, Zefross	T	9

2001

Bledsoe, Drew	QB	4
Glenn, Terry	WR	R
Slade, Chris	LB	5

Unsigned as of 6/20/97

Name	Pos	Exp
Canty, Chris	DB	R
Carter, Chris	DB	R
Denson, Damon	G	R
Eaton, Chad	DT	1
Gaiter, Tony	WR	R
Grant, Rupert	RB	3
Lucas, Ray	WR	1
Purnell, Lovett	TE	R
Shaw, Sedrick	RB	R

All Time Results





ALL-TIME PRESEASON STANDINGS

Team	W	L	T	Pct.	PF	PA	Attendance
Arizona/Phoenix	1	1	0	.500	21	62	73,809
Atlanta	5	5	0	.500	236	246	391,289
Buffalo	6	7	0	.462	191	201	211,895
Carolina	0	0	0	.000	0	0	0
Chicago	1	0	0	1.000	27	17	50,892
Cincinnati	1	2	0	.333	52	53	71,609
Cleveland	1	2	0	.333	57	52	111,733
Dallas	1	1	0	.500	52	43	107,992
Denver	2	5	0	.286	162	155	191,712
Detroit	1	4	0	.200	90	158	212,316
Green Bay	6	5	0	.545	208	191	493,197
Indianapolis	0	2	0	.000	17	67	72,099
Jacksonville	0	0	0	.000	0	0	0
Kansas City	3	3	0	.500	132	112	174,795
Miami	1	1	0	.500	19	30	33,003
Minnesota	3	1	0	.750	105	68	177,611
New Orleans	4	3	0	.571	140	126	290,295
NY Giants	3	8	0	.273	167	207	442,633
NY Jets	2	10	0	.167	129	298	238,110
Oakland/LA Raiders	5	6	1	.434	269	246	435,870
Philadelphia	5	7	0	.417	226	224	487,153
Pittsburgh	1	4	0	.200	66	122	228,715
San Diego	2	5	0	.286	118	178	175,438
San Francisco	0	2	0	.000	22	37	69,728
Seattle	1	1	0	.500	40	42	105,693
St.Louis/LA Rams	4	4	0	.500	155	142	360,655
Tampa Bay	1	2	0	.333	48	101	165,959
Tennessee/Houston	0	5	0	.000	57	133	138,729
Washington	7	5	0	.583	272	260	425,862
TOTALS	67	101	1	.396	3078	3571	5,938,792

ALL-TIME PRESEASON RESULTS

Date	Site (Attendance)	Score
1960 (4-1-0)		
7/30	at Buffalo (16,000)	Patriots 28, Bills 7
8/ 5	at Providence (4,706)	Patriots 43, Broncos 6
8/14	at Boston (11,000)	Texans 24, Patriots 14
8/21	at Worcester, Mass. (7,500)	Patriots 21, Bills 7
8/28	at Amherst, Mass. (4,000)	Patriots 28, Raiders 14
1961 (3-1-0)		
8/10	at Boston (15,387)	Patriots 14, Titans 3
8/19	at Philadelphia (73,916)	Titans 17, Patriots 7
8/25	at Providence (4,762)	Patriots 28, Bills 10
9/ 1	at Buffalo (9,022)	Patriots 15, Bills 12
1962 (2-3-0)		
8/11	at Providence (9,000)	Raiders 21, Patriots 20
8/15	at Buffalo (22,112)	Patriots 12, Bills 7
8/18	at New Orleans (31,000)	Oilers 20, Patriots 10
8/25	at Lowell, Mass. (11,118)	Patriots 17, Titans 10
9/ 1	at Boston (8,783)	Bills 7, Patriots 6
1963 (0-5-0)		
8/ 4	at Oakland (9,721)	Raiders 24, Patriots 17
8/10	at San Diego (16,427)	Chargers 50, Patriots 17
8/14	at Lowell, Mass. (9,387)	Oilers 21, Patriots 20
8/24	at Buffalo (17,697)	Bills 24, Patriots 14
9/ 1	at New Brunswick, N.J. (12,500)	Jets 22, Patriots 20
1964 (0-5-0)		
8/ 9	at Boston (20,087)	Oilers 38, Patriots 7
8/18	at Lowell, Mass. (6,390)	Jets 23, Patriots 7
8/22	at New Brunswick, N.J. (11,500)	Jets 21, Patriots 20
8/28	at Buffalo (12,566)	Bills 24, Patriots 14
9/ 5	at Denver (20,568)	Broncos 27, Patriots 17
1965 (0-5-0)		
8/ 8	at Boston (23,674)	Bills 23, Patriots 0
8/13	at Allentown, Pa. (18,000)	Jets 26, Patriots 16
8/21	at Houston (30,142)	Oilers 27, Patriots 6
8/28	at Norfolk, Va. (9,217)	Jets 17, Patriots 0
9/ 4	at Kansas City (15,157)	Chiefs 34, Patriots 7
1966 (1-3-0)		
8/ 7	at Boston (23,291)	Bills 19, Patriots 13
8/20	at Anaheim (36,038)	Patriots 21, Raiders 10
8/27	at San Diego (11,894)	Chargers 31, Patriots 13
9/ 1	at Mobile, Ala. (22,000)	Jets 41, Patriots 3
1967 (1-3-0)		
8/ 4	at Bridgeport, Conn. (16,000)	Jets 55, Patriots 13
8/13	at Boston (29,313)	Colts 33, Patriots 3



Date	Site (Attendance)	Score
8/20	at Rochester, N.Y. (15,300)	Patriots 13, Bills 10
8/26	at Boston (15,523)	Redskins 13, Patriots 7
1968	(1-3-0)	
8/10	at New Orleans (54,400)	Saints 19, Patriots 0
8/17	at Richmond, Va. (14,000)	Jets 25, Patriots 3
8/23	at Jacksonville, Fla. (15,003)	Patriots 19, Dolphins 17
9/ 2	at Boston (31,404)	Eagles 22, Patriots 20
1969	(2-3-0)	
8/10	at Bowling Green (16,900)	Patriots 21, Bengals 13
8/17	at Boston (24,084)	Falcons 34, Patriots 16
8/25	at Montreal (8,212)	Lions 22, Patriots 9
8/31	at Jacksonville, Fla. (18,375)	Patriots 26, Broncos 10
9/ 6	at Birmingham (18,000)	Dolphins 13, Patriots 0
1970	(0-4-0)	
8/16	at Boston (25,584)	Redskins 45, Patriots 21
8/29	at Jackson, Miss. (32,000)	Saints 26, Patriots 0
9/ 4	at Shreveport, La. (22,000)	Steelers 31, Patriots 3
9/11	at Salt Lake City, Utah (17,832)	Broncos 16, Patriots 14
1971	(1-5-0)	
8/ 8	at Minneapolis (31,813)	Vikings 17, Patriots 10
8/15	at Foxboro (60,423)	Patriots 20, Giants 14
8/22	at Buffalo (31,610)	Bills 28, Patriots 14
8/29	at Foxboro (53,271)	Rams 31, Patriots 21
9/ 5	at Foxboro (48,631)	Falcons 45, Patriots 35
9/10	at Memphis, Tenn. (28,082)	Jets 38, Patriots 9
1972	(2-4-0)	
8/ 5	at Oakland (53,661)	Raiders 31, Patriots 24
8/12	at Philadelphia (30,000)	Eagles 29, Patriots 20
8/20	at Foxboro (50,892)	Patriots 27, Bears 17
8/27	at Foxboro (51,470)	Giants 31, Patriots 10
9/ 2	at Denver (37,128)	Broncos 49, Patriots 24
9/10	at Foxboro (47,684)	Patriots 34, Lions 30
1973	(1-5-1)	
7/28	at Canton, Ohio (19,685)	49ers 20, Patriots 7
8/ 5	at Foxboro (43,914)	Patriots 17, Raiders 17
8/12	at Foxboro (49,209)	Giants 13, Patriots 7
8/18	at Atlanta (56,239)	Falcons 27, Patriots 10
8/25	at New Orleans (64,131)	Patriots 31, Saints 6
9/ 2	at Foxboro (50,369)	Redskins 35, Patriots 14
9/ 7	at Detroit (50,104)	Lions 34, Patriots 21
1974	(4-2-0)	
8/ 2	at Washington (16,405)	Patriots 21, Redskins 16
8/11	at Foxboro (17,992)	Giants 21, Patriots 6
8/18	at Foxboro (20,546)	Patriots 7, Saints 3
8/24	at San Diego (18,903)	Patriots 23, Chargers 14
8/31	at Spokane, Wash. (18,000)	Broncos 27, Patriots 21
9/ 8	at Foxboro (35,412)	Patriots 27, Eagles 17
1975	(3-2-0)	
8/10	at Foxboro (40,726)	Giants 28, Patriots 14
8/17	at Foxboro (40,218)	Patriots 36, Vikings 10
8/22	at Philadelphia (40,156)	Eagles 24, Patriots 10
8/30	at Milwaukee (51,769)	Patriots 20, Packers 17 (OT)
9/ 7	at Foxboro (39,502)	Patriots 31, Chargers 24
1976	(3-3-0)	
8/ 1	at Foxboro (30,032)	Patriots 13, Giants 7 (OT)
8/ 6	at Norman, Ok. (23,800)	Chargers 26, Patriots 17
8/15	at Foxboro (30,552)	Packers 16, Patriots 14
8/21	at Atlanta (30,619)	Patriots 28, Falcons 17
8/30	at Cleveland (36,016)	Browns 30, Patriots 27
9/ 5	at Foxboro (32,254)	Patriots 27, Eagles 7
1977	(5-1-0)	
8/ 6	at E. Rutherford, N.J. (44,471)	Patriots 19, Giants 3
8/13	at Milwaukee (53,244)	Patriots 38, Packers 3
8/22	at Philadelphia (28,025)	Eagles 21, Patriots 10
8/28	at Foxboro (43,779)	Patriots 13, Steelers 10 (OT)
9/ 4	at Foxboro (41,053)	Patriots 45, Redskins 7
9/11	at Foxboro (41,346)	Patriots 29, Falcons 10
1978	(4-0-0)	
8/ 5	at Los Angeles (60,134)	Patriots 14, Rams 7
8/12	at Oakland (53,335)	Patriots 21, Raiders 7
8/20	at Foxboro (39,043)	Patriots 24, Chiefs 7
8/27	at Foxboro (42,696)	Patriots 21, Browns 10
1979	(2-2-0)	
8/ 4	at Atlanta (59,725)	Patriots 37, Falcons 14
8/12	at Foxboro (44,955)	Rams 15, Patriots 3
8/19	at Foxboro (45,518)	Patriots 35, Raiders 14
8/24	at Denver (75,103)	Broncos 20, Patriots 17 (OT)
1980	(1-3-0)	
8/11	at Anaheim (66,656)	Patriots 35, Rams 31
8/16	at Oakland (41,649)	Raiders 31, Patriots 29
8/24	at Foxboro (45,207)	Eagles 23, Patriots 17
8/29	at Seattle (64,759)	Seahawks 30, Patriots 23



1997 NEW ENGLAND PATRIOTS

Date	Site (Attendance)	Score
1981	(4-0-0)	
8/10	at Anaheim (69,006)	Patriots 34, Rams 21
8/15	at Tampa, Fla. (66,553)	Patriots 17, Buccaneers 16
8/22	at Foxboro (43,032)	Patriots 23, Raiders 21
8/30	at Foxboro (44,078)	Patriots 19, Redskins 10
1982	(1-3-0)	
8/14	at Knoxville, Tenn. (93,251)	Steelers 24, Patriots 20
8/20	at Philadelphia (56,431)	Eagles 14, Patriots 7
8/28	at Dallas (50,118)	Cowboys 36, Patriots 21
9/ 4	at Foxboro (39,888)	Patriots 41, Packers 27
1983	(0-4-0)	
8/ 6	at Knoxville, Tenn. (42,816)	Steelers 27, Patriots 16
8/14	at San Francisco (50,043)	49ers 17, Patriots 15
8/20	at Los Angeles (40,190)	Rams 13, Patriots 7
8/26	at Tampa Bay (52,108)	Buccaneers 41, Patriots 21
1984	(2-2-0)	
8/ 3	at Foxboro (34,751)	Giants 48, Patriots 20
8/11	at Buffalo (19,578)	Bills 23, Patriots 13
8/17	at Washington (35,932)	Patriots 31, Redskins 27
8/24	at Foxboro (22,721)	Patriots 36, Chiefs 7
1985	(1-3-0)	
8/10	at Foxboro (27,014)	Saints 32, Patriots 20
8/17	at Kansas City (35,162)	Patriots 31, Chiefs 13
8/23	at Washington (50,538)	Redskins 37, Patriots 36
8/31	at Los Angeles (39,911)	Rams 14, Patriots 13
1986	(4-1-0)	
8/ 2	at Canton, Ohio (22,739)	Patriots 21, Cardinals 16
8/10	at Foxboro (37,335)	Patriots 18, Redskins 7
8/16	at New Orleans (54,364)	Patriots 38, Saints 34
8/22	at Los Angeles (44,352)	Raiders 24, Patriots 10
8/30	at Green Bay (50,642)	Patriots 16, Packers 9
1987	(2-2-0)	
8/16	at Foxboro (50,014)	Giants 19, Patriots 17
8/23	at Foxboro (38,734)	Eagles 19, Patriots 13 (OT)
8/29	at Minneapolis (49,339)	Patriots 38, Vikings 27
9/ 4	at Jacksonville, Fla. (52,508)	Patriots 14, Falcons 13
1988	(1-3-0)	
8/ 6	at Foxboro (32,949)	Falcons 34, Patriots 30
8/13	at Memphis, Tenn. (48,113)	Oilers 27, Patriots 14
8/20	at Philadelphia (41,502)	Patriots 24, Eagles 21
8/26	at Foxboro (30,941)	Bengals 27, Patriots 21
1989	(2-2-0)	
8/12	at Foxboro (32,398)	Giants 20, Patriots 17
8/19	at St. Louis (48,746)	Patriots 17, Seahawks 12
8/26	at Atlanta (21,118)	Patriots 23, Falcons 7
9/ 1	at Foxboro (26,549)	Packers 16, Patriots 0
1990	(0-4-0)	
8/ 9	at Montreal (26,869)	Steelers 30, Patriots 14
8/18	at Jacksonville, Fla. (51,066)	Buccaneers 44, Patriots 10
8/24	at Foxboro (23,768)	Bengals 13, Patriots 10
8/31	at Foxboro (24,106)	Falcons 45, Patriots 14
1991	(1-3-0)	
8/3	at Green Bay (52,852)	Packers 28, Patriots 7
8/10	at Foxboro (16,757)	Redskins 27, Patriots 6
8/17	at Phoenix (51,070)	Cardinals 46, Patriots 0
8/24	at Foxboro (21,147)	Patriots 24, Giants 6
1992	(1-3-0)	
8/8	at Indianapolis (42,786)	Colts 34, Patriots 14
8/14	at Foxboro (18,626)	Chargers 20, Patriots 10
8/22	at Detroit (53,682)	Lions 42, Patriots 9
8/29	at Milwaukee, Wis. (47,152)	Patriots 24, Packers 10
1993	(1-3-0)	
8/ 7	at San Diego (46,286)	Chargers 13, Patriots 7
8/14	at Toronto, CANADA (33,021)	Browns 12, Patriots 9
8/20	at Foxboro (24,909)	Patriots 21, Packers 17
8/27	at Foxboro (46,501)	Chiefs 27, Patriots 20
1994	(3-1-0)	
8/ 5	at Foxboro (37,800)	Patriots 24, Saints 6
8/13	at Los Angeles (24,847)	Patriots 28, Rams 10
8/18	at Foxboro (45,394)	Patriots 27, Redskins 17
8/26	at Green Bay (57,722)	Packers 24, Patriots 20
1995	(1-3-0)	
8/4	at Foxboro (52,634)	Lions 30, Patriots 17
8/12	at Foxboro (56,241)	Patriots 21, Vikings 14
8/17	at Philadelphia (53,072)	Eagles 31, Patriots 7
8/25	at Oakland (51,709)	Raiders 32, Patriots 24
1996	(3-1-0)	
8/2	at Green Bay (57,918)	Packers 24, Patriots 7
8/12	at Dallas (57,874)	Patriots 31, Cowboys 7
8/18	at Foxboro (55,606)	Patriots 37, Eagles 10
8/23	at Foxboro (48,242)	Patriots 27, Redskins 19
32-year record: 67-101-1 (.396)		



SERIES RESULTS

(Includes Playoff Games)

1997 Non-Division opponents

ARIZONA 6, PATRIOTS 3

1970—at St. Louis 31, NE 0	-31
1975—at St. Louis 24, NE 17	-7
1978—NE 16, at St. Louis 6	+10
1981—St. Louis 27, at NE 20	-7
1984—St. Louis 33, at NE 10	-23
1990—at Phoenix 34, NE 14	-20
1991—at Phoenix 24, NE 10	-14
1993—NE 23, at Phoenix 21	+2
1996—at NE 31, Arizona 0	+31
(Points—Cardinals 200, Patriots 141)	

ATLANTA 5, PATRIOTS 3

1972—at NE 21, Atlanta 20	+1
1977—NE 16, at Atlanta 10	+6
1980—Atlanta 37, at NE 21	-16
1983—at Atlanta 24, NE 13	-11
1986—at NE 25, Atlanta 17	+8
1989—at Atlanta 16, NE 15	-1
1992—at Atlanta 34, NE 0	-34
1995—at Atlanta 30, NE 17	-13
(Points—Atlanta 188, Patriots 128)	

BALTIMORE 11, PATRIOTS 5

1971—at Cleveland 27, NE 7	-20
1974—Cleveland 21, at NE 14	-7
1977—at Cleveland 30, NE 27(OT)	-3
1980—at NE 34, Cleveland 17	+17
1982—at Cleveland 10, NE 7	-3
1983—Cleveland 30, at NE 0	-30
1984—NE 17, at Cleveland 16	+1
1985—at Cleveland 24, NE 20	-4
1987—Cleveland 20, at NE 10	-10
1991—Cleveland 20, at NE 0	-20
1992—Cleveland 19, at NE 17	-2
1993—NE 20, at Cleveland 17	+3
1994—at Cleveland 13, at NE 6	-7
*at Cleveland 20, NE 13	-7
1995—at NE 17, Cleveland 14	+3
1996—NE 46, at Baltimore 38	+8

*AFC First Round Playoff

(Points—Baltimore 336, Patriots 255)

PATRIOTS 38, BUFFALO 35 (1 tie)

1960—Buffalo 13, at NE 0	-13
at Buffalo 38, NE 14	-24
1961—NE 23, at Buffalo 21	+2
at NE 52, Buffalo 21	+31
1962—at Buffalo 28, NE 28	tie
at NE 21, Buffalo 10	+21
1963—at Buffalo 28, NE 21	-7
at NE 17, Buffalo 7	+10
*NE 26, at Buffalo 8	+18
1964—NE 36, at Buffalo 28	+8
Buffalo 24, at NE 14	-10
1965—at Buffalo 24, NE 7	-17
Buffalo 23, at NE 7	-16
1966—NE 20, at Buffalo 10	+10
at NE 14, Buffalo 3	+11
1967—NE 23, at Buffalo 0	+23
Buffalo 44, at NE 16	-28
1968—NE 16, at Buffalo 7	+9
at NE 23, Buffalo 6	+17
1969—at Buffalo 23, NE 16	-7
at NE 35, Buffalo 21	+14
1970—Buffalo 45, at NE 10	-35
NE 14, at Buffalo 10	+4
1971—at NE 38, Buffalo 33	+5
at Buffalo 27, NE 20	-7
1972—at Buffalo 38, NE 14	-24
Buffalo 27, at NE 24	-3
1973—Buffalo 31, at NE 13	-18
at Buffalo 37, NE 13	-24
1974—at Buffalo 30, NE 28	-2
Buffalo 29, at NE 28	-1
1975—at Buffalo 45, NE 31	-14
Buffalo 34, at NE 14	-20
1976—NE 26, at Buffalo 22	+4
at NE 20, Buffalo 10	+10
1977—Buffalo 24, at NE 14	-10
NE 20, at Buffalo 7	+13
1978—NE 14, at Buffalo 10	+4

at NE 26, Buffalo 24	+2
1979—NE 26, at Buffalo 6	+20
Buffalo 16, at NE 13(OT)	-3
1980—at Buffalo 31, NE 13	-18
at NE 24, Buffalo 2	+22
1981—at Buffalo, 20, NE 17	-3
Buffalo 19, at NE 10	-9
1982—at NE 30, Buffalo 19 (1-2-83)	+11
1983—NE 31, at Buffalo 0	+31
at NE 21, Buffalo 7	+14
1984—NE 21, at Buffalo 17	+4
at NE 38, Buffalo 10	+28
1985—NE 17, at Buffalo 14	+3
at NE 14, Buffalo 3	+11
1986—NE 23, at Buffalo 3	+20
at NE 22, Buffalo 19	+3
1987—at NE 14, Buffalo 7	+7
NE 13, at Buffalo 7	+6
1988—Buffalo 16, at NE 14	-2
at Buffalo 23, NE 20	-3
1989—at Buffalo 31, NE 10	-21
at NE 33, Buffalo 24	+9
1990—Buffalo 27, at NE 10	-17
at Buffalo 14, NE 0	-14
1991—at Buffalo 22, NE 17	-5
at NE 16, Buffalo 13	+3
1992—Buffalo 41, at NE 7	-34
at Buffalo 16, NE 7	-9
1993—at Buffalo 38, NE 14	-24
Buffalo 13, at NE 10 (OT)	-3
1994—Buffalo 38, at NE 35	-3
NE 41, at Buffalo 17	+24
1995—at NE 27, Buffalo 14	+13
NE 35, at Buffalo 25	+10
1996—at Buffalo 17, NE 10	-7
at NE 28, Buffalo 25	+3

*Divisional Playoff

(Points—Buffalo 1,484, Patriots 1,477)

CAROLINA 1, PATRIOTS 0

1995—Carolina 20, at NE 17 (OT)	-3
(Points—Panthers 20, Patriots 17)	

PATRIOTS 4, CHICAGO 3

1973—NE 13, at Chicago 10	+3
1979—NE 27, at Chicago 7	+20
1982—at Chicago 26, NE 13	-13
1985—at Chicago 20, NE 7	-13
1985—(*at N.O.) Chicago 46, NE 10	-36
1988—at NE 30, Chicago 7	+23
1994—NE 13, at Chicago 3	+10
*Super Bowl XX	
(Points—Chicago 119, Patriots 113)	

PATRIOTS 9, CINCINNATI 7

1968—at NE 33, Cincinnati 14	+19
1969—NE 25, at Cincinnati 14	+11
1970—at Cincinnati 45, NE 7	-38
1972—Cincinnati 31, at NE 7	-24
1975—at Cincinnati 27, NE 10	-17
1978—NE 10, at Cincinnati 3	+7
1979—NE 20, at Cincinnati 14	+6
1984—at NE 20, Cincinnati 14	+6
1985—at NE 34, Cincinnati 23	+11
1986—Cincinnati 31, at NE 7	-24
1988—at NE 27, Cincinnati 21	+6
1990—at Cincinnati 41, NE 7	-34
1991—at Cincinnati 29, NE 7	-22
1992—at Cincinnati 20, NE 10	-10
1993—at NE 7, Cincinnati 2	+5
1994—NE 31, Cincinnati 28	+3
(Points—Cincinnati 357, Patriots 262)	

DALLAS 7, PATRIOTS 0

1971—at Dallas 44, NE 21	-23
1975—Dallas 34, at NE 31	-3
1978—at Dallas 17, NE 10	-7
1981—Dallas 35, at NE 21	-14
1984—at Dallas 20, NE 17	-3
1987—Dallas 23, at NE 17 (OT)	-6
1996—at Dallas 12, NE 6	-6
(Points—Dallas 185, Patriots 123)	



SERIES RESULTS (cont.)

DENVER 19, PATRIOTS 12

1960—Denver 13, at NE 10	-3
at Denver 31, NE 24	-7
1961—at NE 45, Denver 17	+28
NE 28, at Denver 24	+4
1962—at NE 41, Denver 16	+25
NE 33, at Denver 29	+4
1963—at Denver 14, NE 10	-4
at NE 40, Denver 21	+19
1964—NE 39, at Denver 10	+29
at NE 12, Denver 7	+5
1965—Denver 27, at NE 10	-17
NE 28, at Denver 20	+8
1966—NE 24, at Denver 10	+14
Denver 17, at NE 10	-7
1967—at Denver 26, NE 21	-5
1968—NE 20, at Denver 17	+3
Denver 35, at NE 14	-21
1969—at Denver 35, NE 7	-28
1972—at Denver 45, NE 21	-24
1976—at NE 38, Denver 14	+24
1979—at Denver 45, NE 10	-35
1980—at NE 23, Denver 14	+9
1984—at Denver 26, NE 19	-7
1986—at Denver 27, NE 20	-7
*at Denver 22, NE 17	-5
1987—at Denver 31, NE 20	-11
1988—at Denver 21, NE 10	-11
1991—Denver 9, at NE 6	-3
at Denver 20, NE 3	-17
1995—Denver 37, at NE 3	-34
1996—Denver 34, at NE 8	-26
*AFC Playoff	
(Points—Denver 714, Patriots 614)	

PATRIOTS 3, DETROIT 3

1971—Detroit 34, at NE 7	-27
1976—at Detroit 30, NE 10	-20
1979—at NE 24, Detroit 17	+7
1985—at NE 23, Detroit 6	+17
1993—Detroit 19, at NE 16 (OT)	+3
1994—NE 23, at Detroit 17	+6
(Points—Detroit 123, Patriots 103)	

PATRIOTS 3, GREEN BAY 3

1973—at NE 33, Green Bay 24	+9
1979—at Green Bay 27, NE 14	-13
1985—at NE 26, Green Bay 20	+6
1988—at Green Bay 45, NE 3	-42
1994—at NE 17, Green Bay 16	+1
1996—(*at N.O.) GB 35, NE 21	-14
*Super Bowl XXXI	
(Points—Green Bay 167, Patriots 114)	

PATRIOTS 31, INDIANAPOLIS 22

1970—Baltimore 14, at NE 6	-8
at Baltimore 27, NE 3	-24
1971—Baltimore 23, at NE 3	-20
NE 21, at Baltimore 17	+4
1972—Baltimore 24, at NE 17	-7
at Baltimore 31, NE 0	-31
1973—at NE 24, Baltimore 16	+8
at Baltimore 18, NE 13	-5
1974—at NE 42, Baltimore 3	+39
NE 27, at Baltimore 17	+10
1975—at NE 21, Baltimore 10	+11
at Baltimore 34, NE 21	-13
1976—Baltimore 27, at NE 13	-14
NE 21, at Baltimore 14	+7
1977—at NE 17, Baltimore 3	+14
at Baltimore 30, NE 24	-6
1978—Baltimore 34, at NE 27	-7
NE 35, at Baltimore 14	+21
1979—at Baltimore 31, NE 26	-5
at NE 50, Baltimore 21	+29
1980—NE 37, at Baltimore 21	+16
at NE 47, Baltimore 21	+26
1981—Baltimore 29, at NE 28	-1
at Baltimore 23, NE 21	-2
1982—NE 24, at Baltimore 13	+11
1983—Baltimore 29, at NE 23 (OT)	-6
at Baltimore 12, NE 7	-5

1984—NE 50, at Indianapolis 17+33	
at NE 16, Indianapolis 10 +6	
1985—at NE 34, Indianapolis 15 +19	
NE 38, at Indianapolis 31 +7	
1986—at NE 33, Indianapolis 3 +30	
NE 30, at Indianapolis 21 +9	
1987—at Indianapolis 30, NE 16 -14	
at NE 24, Indianapolis 0 +24	
1988—at NE 21, Indianapolis 17 +4	
at Indianapolis 24, NE 21 -3	
1989—NE 23, at Indy 20 (OT)	+3
at NE 22, Indianapolis 16 +6	
1990—NE 16, at Indianapolis 14 +2	
Indianapolis 13, at NE 10 -3	
1991—NE 16, at Indianapolis 7 +9	
at NE 23, Indianapolis 17 (OT)+6	
1992—NE 37, at Indianapolis 34 (OT)+3	
Indianapolis 6, at NE 0	-6
1993—at Indianapolis 9, NE 6 -3	
at NE 38, Indianapolis 0 +38	
1994—NE 12, at Indianapolis 10 +2	
at NE 28, Indianapolis 18+10	
1995—Indianapolis 24, at NE 10 -14	
at Indianapolis 10, NE 7 -3	
1996—NE 27, at Indianapolis 9 +18	
at NE 27, Indianapolis 13+14	
(Points—Patriots 1,183, Colts 944)	

PATRIOTS 2, JACKSONVILLE 0

1996—at NE 28, Jacksonville 25 OT+3	
*at NE 20, Jacksonville 6 +14	
*AFC Championship Game	
(Points—Patriots 48, Jaguars 31)	

KANSAS CITY 14, PATRIOTS 7 (3 ties)

1960—at NE 42, Kansas City 14 +28	
at Kansas City 34, NE 0 -34	
1961—NE 18, at Kansas City 17 +1	
at NE 28, Kansas City 21 +7	
1962—at Kansas City 42, NE 28 -14	
Kansas City 27, at NE 7 -20	
1963—at NE 24, Kansas City 24 tie	
at Kansas City 35, NE 3 -32	
1964—at NE 24, Kansas City 7 +17	
NE 31, at Kansas City 24 +7	
1965—at Kansas City 27, NE 17 -10	
at NE 10, Kansas City 10 tie	
1966—Kansas City 43, at NE 24 -19	
NE 27, at Kansas City 27 tie	
1967—Kansas City 33, at NE 10 -23	
1968—at Kansas City 31, NE 17 -14	
1969—Kansas City 31, at NE 0 -31	
1970—at Kansas City 23, NE 10 -13	
1973—Kansas City 10, at NE 7 -3	
1977—at NE 21, Kansas City 17 +4	
1981—at NE 33, Kansas City 17 +16	
1990—Kansas City 37, at NE 7 -30	
1992—at Kansas City 27, NE 20 -7	
1995—at Kansas City 31, NE 26 -5	
(Points—Kansas City 609, Patriots 434)	

RAIDERS 14, PATRIOTS 13 (1 tie)

1960—At San Francisco 27, NE 14-13	
at NE 34, Oakland 28 +6	
1961—at NE 20, Oakland 17 +3	
NE 35, at San Francisco 21 +14	
1962—at NE 26, Oakland 16 +10	
at Oakland 20, NE 0 -20	
1963—NE 20, at Oakland 14 +6	
at NE 20, Oakland 14 +6	
1964—NE 17, at Oakland 14 +3	
at NE 43, Oakland 43 tie	
1965—Oakland 24, at NE 10 -14	
at Oakland 30, NE 21 -9	
1966—at NE 24, Oakland 21 +3	
1967—at Oakland 35, NE 7 -28	
Oakland 48, at NE 14 -34	
1968—at Oakland 41, NE 10 -31	
1969—Oakland 38, at NE 23 -15	
1971—at NE 20, Oakland 6 +14	
1974—at Oakland 41, NE 26 -15	



SERIES RESULTS (cont.)

1976—at NE 48, Oakland 17 +31
 *at Oakland 24, NE 21 -3
 1978—NE 21, at Oakland 14 +7
 1981—at Oakland 27, NE 17 -10
 1985—Los Angeles 35, at NE 20 -15
 *NE 27, at Los Angeles 20 +7
 1987—at NE 26, Los Angeles 23 +3
 1989—at Los Angeles 24, NE 21 -3
 1994—Los Angeles 21, at NE 17 -4
 *AFC Divisional Playoff
 (Points—Raiders 703, Patriots 602)

MIAMI 38, PATRIOTS 24

1966—NE 20, at Miami 14 +6
 1967—at NE 41, Miami 10 +31
 at Miami 41, NE 32 -9
 1968—Miami 34, at NE 10 -24
 at Miami 38, NE 7 -31
 1969—Miami 17, at NE 16 -1
 NE 38, Miami 23(at Tampa)+15
 1970—at NE 27, Miami 14 +13
 at Miami 37, NE 20 -17
 1971—at Miami 41, NE 3 -38
 at NE 34, Miami 13 +21
 1972—at Miami 52, NE 0 -52
 Miami 37, at NE 21 -16
 1973—at Miami 44, NE 23 -21
 Miami 30, at NE 14 -16
 1974—at NE 34, Miami 24 +10
 at Miami 34, NE 27 -7
 1975—Miami 22, at NE 14 -8
 at Miami 20, NE 7 -13
 1976—at NE 30, Miami 14 +16
 at Miami 10, NE 3 -7
 1977—at Miami 17, NE 5 -12
 at NE 14, Miami 10 +4
 1978—at NE 33, Miami 24 +9
 at Miami 23, NE 3 -20
 1979—at NE 28, Miami 13 +15
 at Miami 39, NE 24 -15
 1980—at NE 34, Miami 0 +34
 at Miami 16, NE 13 (OT) -3
 1981—Miami 30, at NE 27 (OT) -3
 at Miami 24, NE 14 -10
 1982—at NE 3, Miami 0 +3
 *at Miami 28, NE 13 -15
 1983—at Miami 34, NE 24 -10
 at NE 17, Miami 6 +11
 1984—at Miami 28, NE 7 -21
 Miami 44, at NE 24 -20
 1985—at NE 17, Miami 13 +4
 at Miami 30, NE 27 -3
 **NE 31, at Miami 14 +17
 1986—at NE 34, Miami 7 +27
 NE 34, at Miami 27 +7
 1987—at NE 28, Miami 21 +7
 NE 24, at Miami 10 +14
 1988—at NE 21, Miami 10 +11
 NE 6, at Miami 3 +3
 1989—Miami 24, at NE 10 -14
 at Miami 31, NE 10 -21
 1990—Miami 27, at NE 24 -3
 at Miami 17, NE 10 -7
 1991—Miami 20, at NE 10 -10
 at Miami 30, NE 20 -10
 1992—at Miami 38, NE 17 -21
 Miami 16, at NE 13 (OT) -3
 1993—at Miami 17, NE 13 -4
 at NE 33, Miami 27 (OT) +6
 1994—at Miami 39, NE 35 -4
 Miami 23, at NE 3 -20
 1995—Miami 20, at NE 3 -17
 NE 34, at Miami 17 +17
 1996—at Miami 24, NE 10 -14
 at NE 42, Miami 23 +19
 *AFC First Round Playoff
 **AFC Championship
 (Points—Miami 1,433, Patriots 1,213)

PATRIOTS 4, MINNESOTA 2

1970—Minnesota 35, at NE 14 -21
 1974—NE 17, at Minnesota 14 +3
 1979—at NE 27, Minnesota 23 +4

1988—at Minnesota 36, NE 6 -30
 1991—at NE 26, Minnesota 23 (OT) +3
 1994—at NE 26, Minnesota 20 (OT) +6
 (Points—Minnesota 151, Patriots 116)

PATRIOTS 5, NEW ORLEANS 3

1972—NE 17, at New Orleans 10 +7
 1976—at NE 27, New Orleans 6 +21
 1980—NE 38, at New Orleans 27 +11
 1983—at NE 7, New Orleans 0 +7
 1986—NE 21, at New Orleans 20 +1
 1989—New Orleans 28, at NE 24 -4
 1992—New Orleans 31, at NE 14 -17
 1995—New Orleans 31, at NE 17 -14
 (Points—Patriots 165, New Orleans 153)

NY GIANTS 3, PATRIOTS 2

1970—NY Giants 16, at NE 0 -16
 1974—NE 28, at NY Giants 20 +8
 1987—at NY Giants 17, NE 10 -7
 1990—NY Giants 13, at NE 10 -3
 1996—NE 23, at NY Giants 22 +1
 (Points—NY Giants 88, Patriots 71)

NY JETS 39, PATRIOTS 34 (1 tie)

1960—NE 28, at New York 24 +4
 at NE 38, New York 21 +17
 1961—New York 21, at NE 20 -1
 at New York 37, NE 30 -7
 1962—NE 43, at New York 14 +29
 at NE 24, New York 17 +7
 1963—at NE 38, New York 14 +24
 at New York 31, NE 24 -7
 1964—at NE 26, New York 10 +16
 at New York 35, NE 14 -21
 1965—New York 30, at NE 20 -10
 NE 27, at New York 23 +4
 1966—at NE 24, New York 24 tie
 at New York 38, NE 28 -10
 1967—at New York 30, NE 23 -7
 New York 29, at NE 24 -5
 1968—New York 47, NE 31 -16
 (at Birmingham)
 at New York 48, NE 14 -34
 1969—New York 23, at NE 14 -9
 at New York 23, NE 17 -6
 1970—New York 31, at NE 21 -10
 at New York 17, NE 3 -14
 1971—at NE 20, New York 0 +20
 at New York 13, NE 6 -7
 1972—New York 41, at NE 13 -28
 at New York 34, NE 10 -24
 1973—New York 9, at NE 7 -2
 at New York 33, NE 13 -20
 1974—NE 24, at New York 0 +24
 New York 21, at NE 16 -5
 1975—at New York 36, NE 7 -29
 New York 30, at NE 28 -2
 1976—at NE 41, New York 7 +34
 NE 38, at New York 24 +14
 1977—at New York 30, NE 27 -3
 at NE 24, New York 13 +11
 1978—at NE 55, New York 21 +34
 NE 19, at New York 17 +2
 1979—at NE 56, New York 3 +53
 at New York 27, NE 26 -1
 1980—NE 21, at New York 11 +10
 at NE 34, New York 21 +13
 1981—at New York 28, NE 24 -4
 New York 17, at NE 6 -11
 1982—New York 31, at NE 7 -24
 1983—at NE 23, New York 13 +10
 at New York 26, NE 3 -23
 1984—NE 28, at New York 21 +7
 at NE 30, New York 20 +10
 1985—at NE 20, New York 13 +7
 at New York 16, NE 13 (OT) -3
 *NE 26, at New York 14 +12
 1986—NE 20, at New York 6 +14
 New York 31, at NE 24 -7
 1987—at New York 43, NE 24 -19
 at NE 42, New York 20 +22
 1988—at NE 28, New York 3 +25
 NE 14, at New York 13 +1



SERIES RESULTS (cont.)

1989—NE 27, at New York 24 +3
 New York 27, at NE 26 -1
 1990—New York 37, at NE 13 -24
 at New York 42, NE 7 -35
 1991—New York 28, at NE 21 -7
 NE 6, at New York 3 +3
 1992— at New York 30, NE 21 -9
 at NE 24, New York 3 +21
 1993— at New York 45, NE 7 -38
 New York 6, at NE 0 -6
 1994— at New York 24, NE 17 -7
 at NE 24, New York 13 +11
 1995— NE 20, at New York 7 +13
 at NE 31, New York 28 +3
 1996— NE 31, at New York 27 +4
 at NE 34, New York 10 +24
 *AFC Wildcard Game
 (Points—NY Jets 1,647, Patriots 1,657)

PHILADELPHIA 5, PATRIOTS 2

1973—at Philadelphia 24, NE 23 -1
 1977—at NE 14, Philadelphia 6 +8
 1978—at NE 24, Philadelphia 14 +10
 1981—at Philadelphia 13, NE 3 -10
 1984—at Philadelphia 27, NE 17 -10
 1987— Philadelphia 34, at NE 31(OT) -3
 1990— at Philadelphia 48, NE 20-28
 (Points—Philadelphia 166, Patriots 132)

PITTSBURGH 10, PATRIOTS 4

1972—at Pittsburgh 33, NE 3 -30
 1974—Pittsburgh 21, at NE 17 -4
 1976—NE 30, at Pittsburgh 27 +3
 1979—Pittsburgh 16, at NE 13 (OT) -3
 1981—at Pittsburgh 27, NE 21 (OT) -6
 1982—at Pittsburgh 37, NE 14 -23
 1983—NE 28, at Pittsburgh 23 +5
 1986—NE 34, at Pittsburgh 0 +34
 1989—at Pittsburgh 28, NE 10 -28
 1990—at Pittsburgh 24, NE 3 -21
 1991— at Pittsburgh 20, NE 6 -14
 1993— at Pittsburgh 17, NE 14 -3
 1995— at Pittsburgh 41, NE 27 -14
 1996— *at NE 28, Pittsburgh 3 +25
 *AFC Divisional Playoff
 (Points—Pittsburgh 317, Patriots 248)

PATRIOTS 15, SAN DIEGO 12 (2 ties)

1960—NE 35, at Los Angeles 0 +35
 Los Angeles 45, at NE 16 -29
 1961—San Diego 38, at NE 27 -11
 NE 41, at San Diego 0 +41
 1962—at NE 24, San Diego 20 +4
 NE 20, at San Diego 14 +6
 1963—at San Diego 17, NE 13 -4
 San Diego 7, at NE 6 -1
 *at San Diego 51, NE 10 -41
 1964—NE 33, at San Diego 28 +5
 San Diego 26, at NE 17 -9
 1965—at NE 13, San Diego 13 tie
 NE 22, at San Diego 6 +16
 1966—at San Diego 24, NE 0 -24
 at NE 35, San Diego 17 +18
 1967—at San Diego 28, NE 14 -14
 NE 31, at San Diego 31 tie
 1968—San Diego 27, at NE 17 -10
 1969—San Diego 13, at NE 10 -3
 at San Diego 28, NE 18 -10
 1970—San Diego 16, at NE 14 -2
 1973—at NE 30, San Diego 14 +16
 1975—NE 33, at San Diego 19 +14
 1977—NE 24, at San Diego 20 +4
 1978—at NE 28, San Diego 23 +5
 1979—at NE 27, San Diego 21 +6
 1983—at NE 37, San Diego 21 +16
 1994—at NE 23, San Diego 17 +6
 1996—NE 45, at San Diego 7 +32
 *AFL Championship Game
 (Points—Patriots 663, San Diego 591)

SAN FRANCISCO 7, PATRIOTS 1

1971—at San Francisco 27, NE 10 -17
 1975—at NE 24, San Francisco 16 +8
 1980—at San Francisco 21, NE 17 -4

1983—San Francisco 33, at NE 13 -20
 1986—San Francisco 29, at NE 24 -5
 1989—*San Francisco 37, NE 20 -17
 (at Palo Alto)
 1992—San Francisco 24, at NE 12-12
 1995—San Francisco 28, at NE 3 -25
 (Points—San Francisco 215, Patriots 133)

SEATTLE 7, PATRIOTS 6

1977—at NE 31, Seattle 0 +31
 1980—NE 37, at Seattle 31 +6
 1982—NE 16, at Seattle 0 +16
 1983—at Seattle 24, NE 6 -18
 1984—at NE 38, Seattle 23 +15
 1985—NE 20, at Seattle 13 +7
 1986—Seattle 38, at NE 31 -7
 1988—at NE 13, Seattle 7 +6
 1989—Seattle 24, at NE 3 -21
 1990—Seattle 33, at NE 20 -13
 1992—Seattle 10, at NE 6 -4
 1993—Seattle 17, at NE 14 -3
 at Seattle 10, NE 9 -1
 (Points—Patriots 244, Seattle 230)

PATRIOTS 3, ST. LOUIS RAMS 3

1974—at NE 20, Los Angeles 14 +6
 1980—Los Angeles 17, at NE 14 -3
 1983—NE 21, at Los Angeles 7 +14
 1986—NE 30, at Los Angeles 28 +2
 1989—Los Angeles 24, at NE 20 -4
 1992—at Los Angeles 14, NE 0 -14
 (Points—Patriots 105, Rams 104)

PATRIOTS 3, TAMPA BAY 0

1976—NE 31, at Tampa Bay 14 +17
 1985—NE 32, at Tampa Bay 14 +18
 1988—at NE 10, Tampa Bay 7 (OT)+3
 (Points—Patriots 73, Tampa Bay 35)

PATRIOTS 17, TENNESSEE 15 (1 tie)

1960—Houston 24, at NE 10 -14
 at Houston 37, NE 21 -16
 1961—at NE 31, Houston 31 tie
 at Houston 27, NE 15 -12
 1962—at NE 34, Houston 21 +13
 at Houston 21, NE 17 -4
 1963—at NE 45, Houston 3 +42
 NE 46, at Houston 28 +18
 1964—at NE 25, Houston 24 +1
 NE 34, at Houston 17 +17
 1965—at Houston 31, NE 10 -21
 at NE 42, Houston 14 +28
 1966—at NE 27, Houston 21 +6
 NE 38, at Houston 14 +24
 1967—at NE 18, Houston 7 +11
 at Houston 27, NE 6 -21
 1968—Houston 16, at NE 0 -16
 at Houston 45, NE 17 -28
 1969—at NE 24, Houston 0 +24
 at Houston 27, NE 23 -4
 1971—at NE 28, Houston 20 +8
 1973—NE 32, at Houston 0 +32
 1975—Houston 7, at NE 0 -7
 1978—Houston 26, at NE 23 -3
 *Houston 31, at NE 14 -17
 1980—at Houston 38, NE 34 -4
 1981—at NE 38, Houston 10 +28
 1982—at NE 29, Houston 21 +8
 1987—NE 21, at Houston 7 +14
 1988—at Houston 31, NE 6 -25
 1989—at NE 23, Houston 13 +10
 1991—at NE 24, Houston 20 +4
 1993—Houston 28, at NE 14 -14
 *AFC Divisional Playoff
 (Points—Patriots 769, Houston 687)

WASHINGTON 5, PATRIOTS 1

1972—at NE 24, Washington 23 +1
 1978—Washington 16, at NE 14 -2
 1981—at Washington 24, NE 22 -2
 1984—Washington 26, at NE 10 -16
 1990— Washington 25, at NE 10-15
 1996—Washington 27, at NE 22 -5
 (Points—Washington 141, Patriots 102)



PATRIOTS OVERTIME GAMES

The Patriots are 8-14 all-time in regular-season overtime games and currently have a one-game winning streak. The Patriots are 4-11 when the game is decided by a field goal and 4-3 when a touchdown is the deciding factor.

9/26/77 at Cleveland 30, Patriots 27 L

John Smith's 28-yard field goal with no time remaining in regulation sent the game into overtime. Don Cockroft capped a 10-play, 53-yard drive with a 35-yard game winning field goal after 4:45 of overtime.

9/03/79 Pittsburgh 16, at Patriots 13 L

Pittsburgh's Matt Bahr drilled a 41-yard field goal to give the Steelers the victory at the 5:10 mark in overtime. The clutch field goal came on Bahr's first professional attempt of his career.

11/25/79 Buffalo 16, at Patriots 13 L

Buffalo's Nick Mike-Mayer kicked a 29-yard field goal 4:45 into overtime to give the Bills the victory.

12/08/80 at Miami 16, Patriots 13 L

Uwe von Schamann's 23-yard field goal, his third of the day, gave Miami the three point victory, 3:20 into overtime.

9/27/81 at Pittsburgh 27, Patriots 21 L

Patriots came back from 21-7 deficit, when they scored two touchdowns in the fourth quarter. Unfortunately, Terry Bradshaw hit Lynn Swann with a 24-yard touchdown pass 3:19 into overtime to thwart the Patriots hopes for victory.

11/08/81 Miami 30, at Patriots 27 L

John Smith nailed a 34-yard field goal with 10 seconds remaining in regulation that sent the game into overtime. Then, 7:09 into the extra quarter, Uwe von Schamann kicked a 30-yard field goal that gave the Dolphins the victory.

9/04/83 Baltimore 29, at Patriots 23 L

The Colts' Raul Allegre kicked a 33-yard field goal as time expired in the fourth quarter to send the game into overtime. Then on the first play of overtime, LB Johnnie Cooks picked up a Tony Collins fumble and rumbled 52 yards for the game winning score.

11/24/85 at N.Y. Jets 16, Patriots 13 L

Tony Franklin's 28-yard field goal with 16 seconds remaining in regulation sent the game into overtime. In the extra session, the Jets' Pat Leahy kicked a 32-yard field goal to give the Jets a 16-13 win.

11/15/87 Dallas 23, at Patriots 17 L

The Cowboys' Roger Ruzik's 20-yard field goal with 28 seconds remaining in regulation tied the game at 17. In overtime, Herschal Walker ran 60 yards for the game winning touchdown.

11/29/87 Philadelphia 34, at Patriots 31 L

The Patriots scored the final 21 points of regulation to send the game into overtime. The Eagles' Paul McFadden connected from 38 yards, on his second field goal attempt of overtime, after 12:16 elapsed.

12/11/88 at Patriots 10, Tampa Bay 7 W

The Patriots were victorious in overtime for the first time in franchise history, snapping their 10-game overtime losing streak. Jason Staurovsky kicked a 27-yard field goal 3:08 into overtime for the victory.

10/29/89 Patriots 23, at Indianapolis 20 W

Greg Davis' 51-yard field goal 9:57 into overtime gave the Patriots a 23-20 victory. The Colts' Dean Biasucci sent the game into overtime when he kicked a 39-yard field goal with :51 seconds remaining in regulation.

**PATRIOTS OVERTIME GAMES (cont.)**

10/20/91 at Patriots 26, Minnesota 23 W

With no time remaining in overtime, Jason Staurovsky nailed a 42-yard field goal that gave the Patriots a 26-23 victory. The field goal attempt was Staurovsky's second of overtime.

12/08/91 at Patriots 23, Indianapolis 17 W

The Patriots scored the games' final 20 points to win their fourth consecutive overtime game. Hugh Millen connected with Ben Coates for a 2-yard touchdown with :07 seconds remaining in regulation and then repeated the feat in overtime when he hit Michael Timpson for the 45-yard game winning touchdown.

11/15/92 Patriots 37, at Indianapolis 34 W

Charlie Baumann scored the Patriots final six points, including the game winning 18-yard field goal 11:35 into the extra session. The win snapped a nine game losing streak the Patriots were experiencing during the 1992 season. Baumann also booted a 44-yard field goal with :02 seconds remaining in regulation that sent the game into overtime.

12/27/92 Miami 16, at Patriots 13 L

Miami was able to clinch the AFC East crown and a bye in the first round of the playoffs, after they scored the games' final 13 points to win 16-13. Pete Stoyanovich's 35-yard field goal, which came 6:43 into overtime, propelled the Dolphins to victory.

9/12/93 Detroit 19, at Patriots 16 L

Detroit's Jason Hanson kicked a 38-yard field goal, his fourth of the day, 11:04 into overtime to lift the Lions to victory. Drew Bledsoe threw a 2-yard touchdown pass to Vincent Brisby with :02 seconds remaining in regulation that sent the game into overtime.

11/07/93 Buffalo 13, at Patriots 10 L

Steve Christie kicked a 27-yard field goal with :14 seconds remaining in regulation to send the contest into overtime. Each team had two opportunities to score, and Buffalo took advantage of their second when Christie kicked the game winning 32-yard field goal.

1/02/94 at Patriots 33, Miami 27 W

Drew Bledsoe connected with Michael Timpson for the 36-yard game winning touchdown to cap one of the greatest endings in Patriots history. The two teams combined for 27 points in the fourth quarter which saw the lead change four times. Miami's Pete Stoyanovich's 24-yard field goal with :04 second remaining in regulation sent the game into overtime

11/13/94 at Patriots 26, Minnesota 20 W

The Patriots completed one of the greatest comebacks in team history, coming back from a 20-0 deficit to beat the Vikings. Matt Bahr kicked a 23-yard field goal with :14 seconds remaining to send the game into overtime. The Patriots won the coin toss and 4:10 later, Drew Bledsoe completed a 14-yard touchdown pass to Kevin Turner to give the Patriots the victory.

10/29/95 Carolina 20, at Patriots 17 L

The Patriots scored 14 points in the fourth quarter on two Curtis Martin touchdown runs, to tie the score at 17. However, the expansion Panthers were victorious when John Kasay booted a 29-yard field goal with 7:52 remaining in the extra period.

9/22/96 at Patriots 28, Jacksonville 25 W

The Patriots jumped out to a 22-0 first half lead but the Jaguars clawed their way back. Quarterback Mark Brunell's touchdown passes of 51, 41 and 61 yards gave the Jaguars life in the second half and Mike Hollis' 27-yard field goal in the fourth quarter tied the game at 25. However, Patriots rookie kicker Adam Vinatieri converted five of six field goal attempts, including a 40-yarder in overtime to give the Patriots the victory.



PATRIOTS IN PRIME TIME (11-21)

Below is a listing of the results from previous Patriots prime-time appearances.

ABC's Monday Night Football (5-12)

The Patriots will return to Monday Night Football during the 1997 season after a one-year layoff. They will be making three prime time appearances, the most since 1980 (see below). New England last appeared on MNF during 1995 when they defeated AFC-rival Buffalo Bills, 27-14, on October 21st.

Date	Result	Attendance
10/23/95	at NE 27, Buffalo 14	60,203
12/28/87	NE 24, at Miami 10	61,192
9/21/87	at N.Y. Jets 43, NE 24	70,847
12/22/86	NE 34, at Miami 27	74,516
12/16/85	at Miami 30, NE 27	69,489
9/21/81	Dallas 35, at NE 21	60,311
12/8/80	at Miami 16, NE 13 (OT)	63,292
11/10/80	at Houston 38, NE 34	51,524
9/29/80	at NE 23, Denver 14	59,602
10/1/79	at Green Bay 27, NE 14	56,212
9/3/79	Pittsburgh 16, at NE 13 (OT)	61,297
12/18/78	at Miami 23, NE 3	75,445
9/18/78	Baltimore 34, at NE 27	57,503
9/26/77	at Cleveland 30, NE 27 (OT)	77,910
10/18/76	at NE 41, N.Y. Jets 7	51,236
12/1/75	at Miami 20, NE 7	68,480
11/6/72	Baltimore 24, at NE 17	60,999

ABC's Thursday Night Football (1-1)

9/11/86	NE 20, at Jets 6 (ABC)	72,422
11/29/79	at Miami 39, NE 24 (ABC)	75,037

Sunday Night Football (5-8)

12/01/96	NE 45, at San Diego 7	59,209
10/27/96	at NE 28, Buffalo 25	58,858
12/23/95	Indianapolis 10, NE 7 (ESPN)	54,685
10/8/95	Denver 37, at NE 3 (TNT)	60,074
11/27/94	NE 12, at Indianapolis 10 (ESPN)	43,839
9/26/93	at N.Y. Jets 45, NE 7 (TNT)	64,836
10/04/92	at N.Y. Jets 30, NE 21 (TNT)	60,180
11/10/91	at Miami 30, NE 20 (ESPN)	56,065
10/18/90	at Miami 17, NE 10 (TNT)	62,630
12/10/89	at Miami 31, NE 10 (ESPN)	55,913
11/20/88	NE 6, at Miami 3 (ESPN)	53,526
11/8/87	at N.Y. Giants 17, NE 10 (ESPN)*	73,817
9/24/78	NE 21, at Oakland 14 (ABC)	53,500

*ESPN's first Regular Season telecast

PATRIOTS IN PRIME TIME - 1997

This year the Patriots will play in four regular season prime time contests and a total of eight nationally televised games (two in the preseason). On Sept. 14, the Patriots will host the NY Jets on TNT's game of the week. It will be the Patriots' 11th consecutive season to appear on a nationally televised Sunday night game and the third consecutive year that they will be host the prime time event. The Patriots will also appear on MNF three times, once at home and twice on the road, their highest total since 1980. Only four other teams will appear on MNF as many times as the Patriots. Below are the eight nationally televised games the Patriots will appear in this year, including the preseason.

Date	Opponent	Time	Network
Thursday, July 31	at Green Bay	8:00 p.m.	ESPN
Sunday, August 17	Denver	1:00 p.m.	NBC
Sunday, September 14	N.Y. Jets	8:00 p.m.	TNT
Monday, October 6	at Denver	9:00 p.m.	ABC
Monday, October 27	Green Bay	9:00 p.m.	ABC
Sunday, November 9	at Buffalo	4:00 p.m.	NBC
Saturday, December 13	Pittsburgh	4:00 p.m.	NBC
Monday, December 22	at Miami	9:00 p.m.	ABC



YEAR-BY-YEAR ATTENDANCE

REGULAR SEASON

Year	Home Games		Away Games		Season Totals
	Games	Attendance	Games	Attendance	
1960	7	118,260	7	110,316	228,576
1961	7	115,610	7	129,984	245,594
1962	7	150,626	7	170,983	321,609
1963	7	169,870	7	143,936	313,806
1964	7	199,652	7	175,246	374,898
1965	7	143,098	7	245,485	388,583
1966	7	190,138	7	240,668	430,806
1967*	6	138,861	8	287,279	426,140
1968**	7	156,459	7	289,204	445,663
1969	7	149,412	7	284,587	433,999
1970	7	245,537	7	361,842	607,379
1971	7	411,109	7	383,143	794,252
1972	7	426,993	7	402,159	829,152
1973	7	410,443	7	416,805	827,248
1974	7	420,903	7	411,595	832,498
1975	7	411,490	7	379,112	790,602
1976	7	378,994	7	387,432	766,426
1977	7	415,959	7	399,419	815,378
1978	8	478,978	8	455,679	934,657
1979	8	473,141	8	502,492	975,633
1980	8	458,283	8	442,001	900,284
1981	8	414,741	8	413,073	827,814
1982@	4	149,188	5	231,781	380,969
1983	8	370,958	8	416,024	786,982
1984	8	392,275	8	468,464	860,739
1985	8	438,817	8	458,341	897,158
1986	8	477,688	8	537,779	1,015,467
1987@	8	374,302	7	431,739	806,041
1988	8	438,627	8	400,372	838,999
1989	8	388,522	8	494,981	883,503
1990	8	311,623	8	417,304	728,927
1991	8	303,116	8	433,249	736,365
1992	8	308,409	8	430,820	739,229
1993	8	362,964	8	443,708	806,672
1994	8	472,718	8	481,673	954,391
1995	8	466,743	8	504,373	971,116
1996	8	468,301	8	522,829	991,130
Totals	273	12,202,808	275	13,705,877	25,908,685

POSTSEASON

Year	Games	Attendance	Games	Attendance	Total
1963	-	-	2	64,314	64,314
1976	-	-	1	54,037	54,037
1978	1	61,297	-	-	61,297
1982	-	-	1	68,842	68,842
1985	-	-	4	308,690	308,690
1986	-	-	1	76,105	76,105
1994	-	-	1	77,452	77,452
1996	2	120,378	1	72,301	192,679
Totals	3	181,675	11	721,741	903,416
Grand Totals					
Totals	276	12,384,483	286	14,427,618	26,812,101

* game vs. Chargers was moved to San Diego due to a World Series scheduling conflict at Fenway Park.

**game vs. the Jets was moved to Birmingham, Ala. due to a scheduling conflict at Fenway Park. Neutral site counted as a "home" game for the Patriots.

@1982 and 1987 seasons were shortened due to player strikes.



ALL-TIME SERIES STANDINGS

(Includes Regular Season and Playoff Games)

Team	W	L	T	PCT	PF	PA
Arizona/Phoenix/St. Louis	3	6	0	.333	141	200
Atlanta	3	5	0	.375	128	188
Buffalo	38	35	1	.514	1,477	1,484
Carolina	0	1	0	.000	17	20
Chicago	4	3	0	.571	113	119
Cincinnati	9	7	0	.563	262	357
Baltimore/Cleveland	5	11	0	.313	255	336
Dallas	0	7	0	.000	123	185
Denver	12	19	0	.387	614	714
Detroit	3	3	0	.500	103	123
Green Bay	3	3	0	.500	114	167
Indianapolis/Baltimore	31	22	0	.585	1183	944
Jacksonville	2	0	0	1.000	48	31
Kansas City/Dallas Texans	7	14	3	.291	434	609
Los Angeles/Oakland	13	14	1	.464	602	703
Miami	24	38	0	.387	1,213	1,433
Minnesota	4	2	0	.667	116	151
New Orleans	5	3	0	.625	165	153
New York Giants	2	3	0	.400	71	88
New York Jets	34	39	1	.459	1,657	1,647
Philadelphia	2	5	0	.286	132	166
Pittsburgh	4	10	0	.286	248	317
San Diego	15	12	2	.517	663	591
San Francisco	1	7	0	.125	133	215
Seattle	6	7	0	.461	244	230
St. Louis/LA Rams	3	3	0	.500	105	104
Tampa Bay	3	0	0	1.000	73	35
Tennessee/Houston	17	15	1	.530	769	687
Washington	1	5	0	.167	102	141
Patriots Totals	254	299	9	.452	11,305	12,138

LARGEST CROWDS AT FOXBORO

10 LARGEST CROWDS AT FOXBORO STADIUM

1.	61,457	12/5/71	vs. Miami	W	34-13
2.	61,357	10/10/71	vs. N.Y. Jets	W	20-0
3.	61,297	10/2/78	vs. San Diego	W	23-18
		10/8/78	vs. Philadelphia	W	24-14
		10/22/78	vs. Miami	W	33-24
		10/29/78	vs. N.Y. Jets	W	55-21
		11/12/78	vs. Houston	L	26-23
		9/3/79	vs. Pittsburgh	L	16-13 (ot)
		9/23/79	vs. San Diego	W	27-21
		10/7/79	vs. Detroit	W	24-17
		10/21/79	vs. Miami	W	28-13
		11/18/79	vs. Baltimore	W	50-21
		11/25/79	vs. Buffalo	L	16-13 (ot)

The capacity of Foxboro Stadium was reduced from 61,114 to 60,794 in 1980 and has since been reduced to its current capacity of 60,292.

10 LARGEST CROWDS SINCE 1980

1.	60,994	11/23/80	vs. Baltimore	W	47-21
2.	60,840	11/6/88	vs. Miami	W	21-10
3.	60,834	11/2/80	vs. New York Jets	W	34-21
4.	60,821	10/30/88	vs. Chicago	W	30-17
5.	60,787	12/14/86	vs. San Francisco	L	29-24
6.	60,771	11/13/83	vs. Miami	W	17-6
7.	60,711	10/21/84	vs. Miami	L	44-24
8.	60,689	10/5/86	vs. Miami	W	34-7
9.	60,686	9/29/85	vs. L.A. Raiders	L	33-20
10.	60,664	11/1/87	vs. L.A. Raiders	W	23-23

The largest crowd since 1990 was 60,410 on 12/30/90 in a 13-10 loss to the N.Y. Giants.



1960 FINAL OFFENSIVE STATISTICS (5-9)

Head Coach: Lou Saban
Fourth in AFL-East, 5-9-0
Home Stadium: Boston University Field
Date W/L Score Opponent Attendance
 9/09 L 10-13 Denver 21,597
 9/17 W 28-24 at New York 19,200
 9/23 L 0-13 Buffalo 20,732
 10/08 W 35-0 at Los Angeles 18,226
 10/16 L 14-27 Oakland (at S.F.) 11,500
 10/23 L 24-31 at Denver 12,683
 10/28 L 16-45 Los Angeles 13,988
 11/04 W 34-28 Oakland 8,446
 11/11 W 38-21 New York 11,653
 11/18 W 42-14 Dallas 14,721
 11/25 L 10-24 Houston 27,123
 12/04 L 14-38 at Buffalo 14,335
 12/11 L 0-34 at Dallas 12,000
 12/18 L 21-37 at Houston 22,352

Team Statistics	Pats	Opp
TOTAL FIRST DOWNS	234	237
By Rushing	86	78
By Passing	126	135
By Penalty	22	24
TOTAL NET YARDS	4116	4255
Avg. per Game	294.0	303.9
Total Offensive Plays	874	935
Avg. per Play	4.7	4.6
NET YARDS RUSHING	1512	1513
Total Rushing Plays	363	477
Avg. per Rush	4.2	3.2
Avg. per Game	108.0	108.1
NET YARDS PASSING	2604	2742
Avg. per Game	186.0	195.0
Sacked/Yards Lost	36/261	29/219
Gross Yards Passing	2865	2958
Att./Completions	475/223	429/210
Completion Pct.	46.9	49.0
Had Intercepted	23	25
PUNTS/AVERAGE	78/35.8	74/37.2
PENALTIES/YARDS	69/730	77/825
FUMBLES/BALLS LOST	36/22	41/20
TOUCHDOWNS	37	46
Rushing	11	21
Passing	25	19
Returns	1	6

Score by Periods	1	2	3	4	OT	Total
Patriots	85	47	117	37	--	286
Opponents	36	119	89	105	--	349

SCORING	TD	Ru	Pa	Rt	PAT	FG	S	TP
Cappelletti	0	0	0	0	33/36	8/22	0	60
Colclough	9	0	9	0	0/0	0/0	0	54
Christy	6	4	2	0	0/0	0/0	0	36
Lofton	4	0	4	0	0/0	0/0	0	24
Miller	3	1	2	0	0/0	0/0	0	18
Johnson	3	0	3	0	0/0	0/0	0	18
Stephens	3	0	3	0	0/0	0/0	0	18
Crawford	2	2	0	0	0/0	0/0	0	14
Songin	2	2	0	0	0/0	0/0	0	12
Beach	1	0	1	0	0/0	0/0	0	6
Burton	1	1	0	0	0/0	0/0	0	6
Livingston	1	1	0	0	0/0	0/0	0	6
Shonta	1	0	0	1	0/0	0/0	0	6
Wells	1	0	1	0	0/0	0/0	0	6
Team	0	0	0	0	0/0	0/0	1	2
Cudzik	0	0	0	0	0/0	0/1	0	0
PATRIOTS	37	11	25	1	33/36	8/23	1	286
Opponent	46	21	19	6	43/46	10/27	0	349
Cappelletti 30/32 PAT kick, 3/4 PAT run Opponents 43/46 PAT kick, 0/0 others								

2-pt conv.: Cappelletti 3-4, Crawford 1-1.
Patriots: 4-5, **Opp.:** 0-0.

Field Goals	1-19	20-29	30-39	40-49	50+
Cappelletti	1-1	4-5	3-6	0-9	0-1
Cudzik	0-0	0-0	0-0	0-1	--
Patriots	1-1	4-5	3-6	0-10	0-1
Opponents	4-4	3-6	1-6	2-11	0-0

Cappelletti: (34G) () (50N) (23G,33G) (47N) (12G,48N,42N) (38N,48B) (42N, 37N,27G,27G) (39N,30G,45B,43N) () (20G,40N) (43N,27N) (48N) ().
Opponents: () (23G) (38N) () (40N) (42N, 47N, 9G) (35B,41N,18G) (47N,38N) (44N) (42N) (35N,20N,32N,16G) (27N,45G) (28N,42N,24G, 49N, 46G) (32G,26G,10G).

Rushing	No	Yds	Avg	Lg	TD
Miller	101	416	4.2	33	1
Christy	78	363	4.7	48	4
Burton	66	280	4.3	77	1
Crawford	51	238	4.7	39t	2
Wells	14	59	4.2	13	0
Greene	7	44	6.3	21	0
Songin	11	40	3.6	20	2
Garron	8	27	3.4	9	0
Crouthamel	4	16	4.0	6	0
Livingston	10	16	1.6	5	1
Washington	2	10	5.0	7	0
White	5	7	1.4	5	0
Beach	6	-4	-0.7	3	0
Patriots	363	1512	4.2	77	11
Opponents	477	1513	3.2	--	21

Receiving	No	Yds	Avg	Lg	TD
Colclough	49	666	13.6	61	9
Miller	29	284	9.8	48t	2
Christy	26	268	10.3	53	2
Stephens	22	320	14.5	53	3
Burton	21	196	9.3	35	0
Lofton	19	360	18.9	39	4
Wells	14	206	14.7	78	1
Johnson	11	186	16.9	51t	3
Crawford	10	92	9.2	40	0
Beach	9	132	14.7	51t	1
Green	3	52	17.3	31	0
White	2	24	12.0	13	0
Atchason	2	22	11.0	14	0
Long	2	10	5.0	5	0
Cappelletti	1	28	28.0	28	0
Cudzik	1	11	11.0	11	0
Garron	1	8	8.0	8	0
Livingston	1	0	0.0	0	0
Patriots	223	2865	12.8	78	25
Opponents	210	2958	14.1	--	19

Interceptions	No	Yds	Avg	Lg	TD
Cappelletti	4	68	17.0	27	0
Jacobs	4	26	6.5	14	0
Brunej	3	35	11.7	18	0
Washington	3	13	4.3	13	0
O'Hanley	3	1	0.3	1	0
Shonta	2	101	50.5	52	0
Soltis	2	33	16.5	33	0
Rudolph	2	13	6.5	13	0
Dee	1	14	14.0	14	0
Brown	1	8	8.0	8	0
Patriots	25	312	12.5	52	0
Opponents	23	336	14.6	--	3

Punting	No	Yds	Avg	Lg	Bik
Greene	61	2253	36.9	66	1
Washington	17	539	31.7	48	0
Patriots	78	2792	35.8	66	1
Opponents	74	2750	37.2	--	1

Punt Returns	No	Yds	Avg	Lg	TD
Wells	12	66	5.6	19	0
Christy	8	73	9.1	29	0
Brunej	4	31	7.7	19	0
Beach	1	21	21.0	21	0
Cappelletti	1	3	3.0	3	0
Burton	1	0	0.0	0	0
Patriots	27	194	7.2	29	0
Opponents	21	361	17.2	--	3

Kick Returns	No	Yds	Avg	Lg	TD
Christy	24	617	25.7	52	0
Wells	11	275	28.5	33	0
Beach	7	146	20.7	33	0
Burton	4	161	40.3	59	0
Cappelletti	4	100	25.0	37	0
Brunej	2	39	19.5	20	0
Crouthamel	2	27	13.5	15	0
Garron	1	21	21.0	21	0
Smith	1	13	13.0	13	0
Hunt	1	8	8.0	8	0
DeLucca	1	8	8.0	8	0
Livingston	1	3	3.0	3	0
Greene	1	3	3.0	3	0
Patriots	60	1421	23.7	59	0
Opponents	50	1123	22.5	--	1

Passing	Att	Cmp	Yards	Cmp%	Yds/Att	TD	TD%	Int	Int%	Lg	Sk/Yds	Rating
Songin	392	187	2476	47.7	6.32	22	5.6	15	3.8	78	--/--	71.0
Greene	63	27	251	42.9	3.98	1	1.6	6	9.5	31	--/--	20.2
Christy	11	6	94	54.5	8.55	2	18.2	2	18.2	39	--/--	83.1
White	7	3	44	42.9	6.29	0	0.0	0	0.0	23	--/--	64.0
Dimitroff	2	0	0	0.0	0.00	0	0.0	0	0.0	0	--/--	0.0
Patriots	475	223	2865	46.9	6.03	25	5.3	23	4.8	78	36/261	64.0
Opponents	429	210	2958	49.0	6.90	19	4.4	25	5.8	--	29/216	62.2



1991 FINAL OFFENSIVE STATISTICS (9-4-1)

Head Coaches: Lou Saban (2-3),
Mike Holovak (7-1-1)

Second in AFL-East, 9-4-1

Home Stadium: Boston University Field

Date	W/L	Score	Opponent	Attendance
9/09	L	20-21	NY Titans	16,683
9/16	W	45-17	Denver	14,479
9/23	W	23-21	at Buffalo	21,504
10/01	L	30-37	at NY Titans	15,189
10/07	L	27-38	San Diego	17,748
10/13	T	31-31	Houston	15,070
10/22	W	52-21	Buffalo	9,398
10/29	W	18-17	at Dallas	20,500
11/03	W	28-21	Dallas	25,063
11/12	L	15-27	at Houston	35,649
11/17	W	20-17	Oakland	17,169
12/03	W	28-24	at Denver	9,303
12/09	W	35-21	at Oakland	6,500
12/17	W	41-0	at San Diego	21,339

Team Statistics	Pats	Opp
TOTAL FIRST DOWNS	238	243
By Rushing	93	72
By Passing	120	151
By Penalty	25	20
TOTAL NET YARDS	4214	4123
Avg. per Game	301.0	294.5
Total Offensive Plays	936	967
Avg. per Play	4.5	4.3
NET YARDS RUSHING	1675	1041
Total Rushing Plays	389	350
Avg. per Rush	4.3	3.0
Avg. per Game	119.6	74.4
NET YARDS PASSING	2539	3082
Avg. per Game	181.4	220.1
Sacked/Yards Lost	33/256	44/408
Gross Yards Passing	2795	3490
Att./Completions	420/206	479/241
Completion Pct.	49.0	50.3
Had Intercepted	21	22
PUNTS/AVERAGE	64/37.6	71/40.7
PUNT RETURN/AVG	32/13.0	15/16.3
PENALTIES/YARDS	64/659	67/662
FUMBLES/BALLS LOST	24/9	36/20
TOUCHDOWNS	52	41
Rushing	15	9
Passing	29	27
Returns	8	5

Score by Periods	1	2	3	4	OT	Total
Patriots	98	98	118	99	--	413
Opponents	45	109	51	108	--	313

SCORING	TD	Ru	Pa	Rt	PAT	FG	S	TP
Cappelletti	8	0	8	0	48	50	17	320
Lott	11	5	6	0	0/0	0/0	0	66
Colclough	9	0	9	0	0/0	0/0	0	54
Garron	6	2	3	1	0/0	0/0	0	36
Parilli	5	5	0	0	1/1	0/0	0	32
Webb	4	0	0	4	0/0	0/0	0	24
Stephens	3	0	2	1	0/0	0/0	0	18
Burton	3	2	0	1	0/0	0/0	0	18
Johnson	1	0	1	0	0/0	0/0	0	6
Moore	1	0	0	1	0/0	0/0	0	6
Yewcic	1	1	0	0	0/0	0/0	0	6
Songin	0	0	0	0	0/1	0/0	0	0

PATRIOTS 52 15 29 8 49/5217/32 0 413

Opponent 41 9 27 5 40/41 9/23 0 313

2-pt conv.: Parilli 1-1, Songin 0-1. Patriots

1-2, Opp.: 0-1.

Field Goals	1-19	20-29	30-39	40-49	50+
Cappelletti	3-3	3-7	9-14	2-8	0-0
Patriots	3-3	3-7	9-14	2-8	0-0
Opponents	4-4	4-7	1-4	0-6	0-2

Cappelletti: (28G,32G,32) (35G) (36G, 35G,27N,46G) (34G,30G,22N,16G,46B) () (42N,17G, 42N) (12G) (24G) (47N,27B) (33G,29N) (29G, 33G,42N) (32B) (32N,35N, 40N) (40G,32N,38G).

Rushing	No	Yds	Avg	Lg	TD
Lott	100	461	4.6	38	5
Garron	69	389	5.6	85t	2
Burton	82	260	3.2	43	2
Parilli	38	183	4.8	24	5
Crawford	41	148	3.6	34	0
West	26	90	3.5	31	0
Yewcic	11	51	4.6	13	1
Songin	8	39	4.9	11	0
Colclough	3	37	12.3	16	0
Schwedes	10	14	1.4	5	0
Washington	1	3	3.0	3	0
Patriots	389	1675	4.3	85t	15
Opponents	350	1041	3.0	--	9

Receiving	No	Yds	Avg	Lg	TD
Cappelletti	45	768	17.1	53	8
Colclough	42	757	18.0	58t	9
Lott	32	333	10.4	47	6
Garron	24	341	14.2	51t	2
Stephens	19	186	9.8	31	2
Burton	13	115	8.8	45	0
Crawford	9	85	9.4	25	0
Johnson	9	82	9.1	21	1
Yewcic	6	56	9.3	46	0
West	5	42	8.4	18	0
Schwedes	1	21	21.0	21	0
Shonta	1	9	9.0	9	0
Patriots	206	2795	13.6	58t	29
Opponents	241	3490	14.5	75t	27

Interceptions	No	Yds	Avg	Lg	TD
Webb	5	153	30.6	59	2
Washington	4	45	11.3	33	0
Addison	4	17	4.3	10	0
Bruney	2	20	10.0	12	0
Robotti	2	18	9.0	11	0
Hall	2	12	6.0	12	0
Beach	1	37	37.0	37	0
Loudd	1	12	12.0	12	0
Shonta	1	12	12.0	12	0
Patriots	22	326	14.8	59	2
Opponents	21	198	9.4	--	1

Punting	No	Yds	Avg	Lg	Blk
Yewcic	64	2406	37.6	64	2
Patriots	64	2406	37.6	64	2
Opponents	71	2887	40.7	70	2

Punt Returns	No	Yds	Avg	Lg	TD
Bruney	23	109	4.7	11	0
Burton	8	128	16.0	62	0
Lott	1	8	8.0	8	0
Patriots	32	245	13.0	62	0
Opponents	15	245	16.3	55	2

Kick Returns	No	Yds	Avg	Lg	TD
Garron	16	438	27.4	89	1
Burton	15	401	26.7	91t	1
West	7	191	27.3	37	0
Long	4	24	6.0	11	0
Beach	2	38	19.0	20	0
Webb	1	21	21.0	21	0
Ratkowske	1	17	17.0	17	0
Stephens	1	6	6.0	6	0
Schwedes	1	0	0.0	0	0
Cudzik	1	0	0.0	0	0
Patriots	49	1136	23.2	91t	2
Opponents	53	1255	23.7	90t	1

Opponents: () (34G,27N,52N) () (26G) (10G, 41N,26N) (10G,41N,26N) (35N, 49N,24G) () (25G,42N,32N,38N) (44N) (25G,19G) (16G,60N)(23N,18G,43N, 43N) () ().

Passing	Att	Cmp	Yards	Cmp%	Yds/Att	TD	TD%	Int	Int%	Lg	Sk/Yds	Rating
Songin	212	98	1429	46.2	6.74	14	6.6	9	4.2	58t	--/--	73.2
Parilli	198	104	1314	52.5	6.64	13	6.6	9	4.5	53	--/--	76.8
Yewcic	8	3	25	37.5	3.13	1	12.5	2	25.0	18t	--/--	46.4
Cappelletti	1	1	27	100.0	27.00	1	100.0	0	0.0	27t	--/--	531.3
Burton	1	0	0	0.0	0.00	0	0.0	1	0.0	0	--/--	--
Patriots	420	206	2795	49.0	6.65	29	6.9	21	5.0	58t	33/256	72.8
Opponents	479	241	3490	50.3	7.29	27	5.6	22	4.6	75t	44/408	73.9



1962 FINAL OFFENSIVE STATISTICS (9-4-1)

Head Coach: Mike Holovak (9-4-1)**Second in AFL-East****Home Stadium: Boston University Field****Date W/L Score Opponent Attendance**

9/08	L	28-42	at Dallas	32,000
9/16	W	34-21	Houston	32,276
9/21	W	41-16	Denver	21,038
10/06	W	43-14	at NY Titans	14,412
10/12	L	7-27	Dallas	23,874
10/19	W	24-20	San Diego	20,888
10/26	W	26-16	Oakland	12,514
11/03	T	28-28	at Buffalo	33,247
11/11	W	33-29	at Denver	28,187
11/18	L	17-21	at Houston	35,250
11/23	W	21-10	Buffalo	20,021
11/30	W	24-17	NY Titans	20,015
12/09	W	20-14	at San Diego	19,887
12/16	L	0-20	at Oakland	8,000

Team Statistics

TOTAL FIRST DOWNS	Pats	Opp
By Rushing	100	68
By Passing	114	136
By Penalty	16	16
TOTAL NET YARDS	4736	4534
Avg. per Game	338.3	323.9
Total Offensive Plays	943	982
Avg. per Play	5.0	4.6
NET YARDS RUSHING	1970	1426
Total Rushing Plays	432	393
Avg. per Rush	4.6	3.6
Avg. per Game	140.7	101.9
NET YARDS PASSING	2766	3108
Avg. per Game	197.6	222.0
Sacked/Yards Lost	23/164	34/327
Gross Yards Passing	2930	3435
Att./Completions	382/195	450/216
Completion Pct.	51.0	48.0
Had Intercepted	13	25
PUNTS/AVERAGE	69/38.5	79/38.5
PUNT RETURNS/AVG	26/5.3	11/4.9
PENALTIES/YARDS	52/456	62/554
FUMBLES/BALLS LOST	37/20	26/10
TOUCHDOWNS	41	36
Rushing	11	14
Passing	25	19
Returns	5	3

Score by Periods**Patriots 50 116 78 102 -- 346****Opponents 65 104 55 71 -- 295****SCORING**

TD	Ru	Pa	Rt	PAT	FG	S	TP
Cappelletti	5	0	5	0	38/40	20/37	128
Colclough	10	0	10	0	0/0	0/0	60
Burton	7	2	4	1	0/0	0/0	42
Garron	6	2	3	1	0/0	0/0	36
Crawford	4	2	2	0	1/1	0/0	26
Yewcic	2	2	0	0	0/0	0/0	12
Parilli	2	2	0	0	0/0	0/0	12
Romeo	1	0	1	0	0/0	0/0	6
Addison	1	0	0	1	0/0	0/0	6
King	1	1	0	0	0/0	0/0	6
Brune	1	0	0	1	0/0	0/0	6
Hall	1	0	0	1	0/0	0/0	6

PATRIOTS 41 11 25 5 39/41 20/37 0 346**Opponent 36 14 19 3 33/36 15/26 0 295****2-pt. conv.:** Crawford 1-1. Patriots 1-1.**Opp.:** 1-3.

Rushing	No	Yds	Avg	Lg	TD
Burton	134	548	4.1	59	2
Crawford	139	459	3.3	22	2
Garron	67	392	5.9	41t	2
Yewcic	33	215	6.5	27t	2
Parilli	28	169	6.0	33t	2
King	21	144	6.9	71t	1
Lott	8	34	4.3	11	0
Colclough	1	14	14.0	14	0
Cappelletti	1	-5	-5.0	-5	0
Patriots	432	1970	4.6	71t	11
Opponents	393	1426	3.6	--	14

Receiving	No	Yds	Avg	Lg	TD
Colclough	40	868	21.7	78t	10
Burton	40	461	11.5	69t	4
Romeo	34	608	17.8	62	1
Cappelletti	34	479	14.0	40	5
Crawford	22	224	10.1	44	2
Garron	18	236	8.4	63t	3
King	5	42	8.4	33	0
Webb	1	11	11.0	11	0
Lott	1	1	1.0	1	0
Patriots	195	2930	15.0	78t	25
Opponents	216	3435	15.9	97t	19

Interceptions	No	Yds	Avg	Lg	TD
O'Hanley	5	83	16.6	28	0
Felt	5	73	14.6	22	0
Addison	5	42	8.4	16	1
Hall	3	94	31.3	47t	1
Brune	3	70	23.3	33t	1
Buoniconti	2	3	1.5	3	0
Shonta	2	0	0.0	0	0
Patriots	25	365	14.6	47	3
Opponents	13	55	4.2	--	1

Punting	No	Yds	Avg	Lg	Blk
Yewcic	69	2654	38.5	56	1
Patriots	69	2654	38.5	56	1
Opponents	79	3040	38.5	75	0

Punt Returns	No	Yds	Avg	Lg	TD
Burton	21	122	5.8	22	0
Brune	3	8	2.7	7	0
Buoniconti	1	8	8.0	8	0
Hall	1	0	0.0	0	0
Patriots	26	138	5.3	22	0
Opponents	11	54	4.9	15	0

Kick Returns	No	Yds	Avg	Lg	TD
Garron	24	686	28.6	95t	1
Burton	13	238	18.3	42	0
King	9	177	19.7	28	0
Stephens	2	46	23.0	31	0
Crawford	2	24	12.0	18	0
Loudd	1	15	15.0	15	0
Dee	1	14	14.0	14	0
Jacobs	1	0	0.0	0	0
Patriots	53	1200	22.6	95t	1
Opponents	64	1697	26.5	93t	1

Field Goals	1-19	20-29	30-39	40-49	50+
Cappelletti	7-9	5-9	7-11	1-6	0-0
Patriots	7-9	5-9	7-11	1-6	0-0
Opponents	5-7	3-5	3-5	4-9	0-0

Cappelletti: (46B) (16N,46G,20G) (28G,33G) (28G,12G,38G) (44N,47N) (13G,31N) (25G,17G,31G,11G) (38N) (35G,37G,18G,14N,39G) (30N,26G,20N,26N) (25N) (32G) (29N,18G,43B,9G) (37N,44N,32N,26N).

Opponents: () (49N,10N) (37B,18G) () (33G,26N,24G) (43G,27G) (19G,27N) (14N,46N) (39N,16G,19G,46G,45N) () (36G) (47N,47N,37G) (42G,42G) (19G,21G).

Passing	Att	Cmp	Yards	Cmp%	Yds/Att	TD	TD%	Int	Int%	Lg	Sk	Yds	Rating
Parilli	252	140	1988	55.3	7.86	18	7.1	8	3.2	67t	--/--		91.3
Yewcic	126	54	903	42.9	7.17	7	5.6	5	4.0	78t	--/--		69.7
Garron	3	1	39	33.3	13.00	0	0.0	0	0.0	39	--/--		81.9
Patriots	382	195	2930	51.0	7.67	25	6.5	13	3.4	78t	23/164		84.1
Opps.	450	216	3435	48.0	7.63	19	4.2	25	5.6	97t	34/327		64.6



1963 FINAL OFFENSIVE STATISTICS (7-6-1)

Head Coach: Mike Holovak (7-6-1)

First in AFL-East

Home Stadium: Fenway Park

Date W/L Score Opponent Attendance

9/08	W	38-14	* NY Jets	24,120
9/14	L	13-17	at San Diego	26,097
9/22	W	20-14	at Oakland	17,131
9/29	L	10-14	at Denver	18,636
10/05	L	24-31	at NY Jets	16,769
10/11	W	20-14	Oakland	26,494
10/18	W	40-21	Denver	25,418
10/26	L	21-28	at Buffalo	29,243
11/01	W	45-3	Houston	31,185
11/10	L	6-7	San Diego	28,402
11/17	T	24-24	Kansas City	17,270
12/01	W	17-7	Buffalo	16,981
12/08	W	46-28	at Houston	23,462
12/14	L	3-35	at Kansas City	12,598

* game played at Boston College Alumni Stadium.

Team Statistics

	Pats	Opp
TOTAL FIRST DOWNS	227	222
By Rushing	92	59
By Passing	115	144
By Penalty	20	19
TOTAL NET YARDS	4201	3834
Avg. per Game	300.1	273.9
Total Offensive Plays	874	842
Avg. per Play	4.8	4.6
NET YARDS RUSHING	1618	1107
Total Rushing Plays	437	310
Avg. per Rush	3.7	3.6
Avg. per Game	115.6	79.1
NET YARDS PASSING	2583	2727
Avg. per Game	184.5	194.8
Sacked/Yards Lost	27/233	56/526
Gross Yards Passing	2816	3253
Att./Completions	410/184	476/230
Completion Pct.	44.9	48.3
Had Intercepted	29	29
PUNTS/AVERAGE	75/38.4	88/39.9
PUNT RETURNS/AVG	40/9.3	25/13.0
PENALTIES/YARDS	64/614	62/1583
FUMBLES/BALLS LOST	29/12	27/13
TOUCHDOWNS	37	35
Rushing	16	12
Passing	17	21
Returns	4	2

Score by Periods

	1	2	3	4	OT	Total
Patriots	60	97	72	98	--	327
Opponents	56	69	59	73	--	257

SCORING

	TD	Ru	Pa	Rt	PAT	FG	S	TP
Cappelletti	2	0	2	0	35/36	22/380	113	
Graham	5	0	5	0	0/0	0/0	0	30
Crump	5	5	0	0	0/0	0/0	0	30
Parilli	5	5	0	0	0/0	0/0	0	30
Garron	4	2	2	0	0/0	0/0	0	24
Lott	4	2	2	0	0/0	0/0	0	24
Colclough	3	0	3	0	0/0	0/0	0	18
Romeo	2	0	2	0	0/0	0/0	0	12
Suci	2	0	0	2	0/0	0/0	0	12
Buoniconti	1	0	0	1	0/0	0/0	0	6
Crawford	1	1	0	0	0/1	0/0	0	6
Yewcic	1	1	0	0	0/0	0/0	0	6
Neumann	1	0	1	0	0/0	0/0	0	6
Hunt	1	0	0	1	0/0	0/0	0	6
Team	0	0	0	0	0/0	0/0	1	2
PATRIOTS	37	16	17	4	35/37	22/38	1	327
Opponent	35	12	21	2	35/35	4/21	0	257

2-pt conv.: Crawford 0-1. Patriots 0-1, Opp.: 0-0.

Rushing	No	Yds	Avg	Lg	TD
Garron	179	750	4.1	47t	2
Crawford	71	233	3.3	19	1
Yewcic	22	161	7.3	46	1
Neumann	44	148	3.4	17	0
Parilli	36	126	3.5	19	5
Crump	49	120	2.5	21	5
Lott	35	78	2.2	7	3
Cappelletti	1	2	2.0	2	0
Patriots	437	1618	3.7	47t	17
Opponents	310	1107	3.6	68	12

Receiving	No	Yds	Avg	Lg	TD
Colclough	42	693	16.5	56t	3
Cappelletti	34	493	14.5	38	2
Romeo	32	418	13.1	38	3
Garron	26	418	16.0	76t	2
Graham	21	550	26.1	77t	5
Crawford	10	89	8.9	28	0
Neumann	10	48	4.8	16	1
Crump	6	46	7.7	12	0
Lott	3	61	20.3	55t	1
Patriots	184	2816	15.3	77t	17
Opponents	230	3253	14.1	74t	21

Interceptions	No	Yds	Avg	Lg	TD
Suci	7	277	39.6	98t	2
Addison	4	27	6.7	17	0
Felt	3	81	27.0	35	0
O'Hanley	3	79	26.3	61	0
Buoniconti	3	42	14.0	26	0
Hall	3	24	8.0	14	0
Shonta	3	15	5.0	12	0
Hunt	1	78	78.0	78t	1
Stephens	1	22	22.0	22	0
Eisenhower	1	0	0.0	0	0
Patriots	29	645	22.2	98t	3
Opponents	29	338	11.7	--	1

Punting	No	Yds	Avg	Lg	Blk
Yewcic	75	2880	38.4	65	2
Patriots	75	2880	38.4	65	2
Opponents	88	3515	39.9	68	1

Punt Returns	No	Yds	Avg	Lg	TD
Suci	25	233	9.3	22	0
Stephens	14	117	8.3	26	0
Garron	1	23	23.0	23	0
Patriots	40	373	9.3	26	0
Opponents	25	325	13.0	61	0

Kick Returns	No	Yds	Avg	Lg	TD
Garron	28	693	24.7	58	0
Suci	17	360	21.1	35	0
Crump	3	33	11.0	14	0
Watson	1	9	9.0	9	0
Yates	1	0	0.0	0	0
Patriots	50	1095	21.9	58	0
Opponents	68	1587	23.3	47	0

Field Goals	1-19	20-29	30-39	40-49	50+
Cappelletti	2-3	3-4	12-16	5-14	0-1
Patriots	2-3	3-4	12-16	5-14	0-1
Opponents	0-1	1-2	2-9	1-8	0-1

Cappelletti: (47N,31G,44N) (35G,9N,36G) (46G,47G) (49N,18G) (45N,22G) (37G,32G) (24G,34G,42G,32G) (23B) (48N,40N,37N, 37G) (38N,36G,25G, 37N,55N) (32G,40N, 43N) (41N,43G) (33G,38N,32G,44G) (14G).

Opponents: (39N) (30N,31G) () (43N, 38N, 52N) (36G,38N) () (40N,42B) (46G) (12N, 48N) (36N,27G,25N,45N) (37N) () (41N,37N, 49N).

Passing	Att	Cmp	Yards	Cmp%	Yds/Att	TD	TD%	Int	Int%	Lg	Sk/Yds	Rating
Parilli	337	153	2345	45.4	6.96	13	3.9	24	7.1	77t	--/--	52.3
Yewcic	70	29	444	41.4	6.34	4	5.7	5	7.1	57t	--/--	52.4
Crawford	2	2	27	100.0	13.5	0	0.0	0	0.0	15	--/--	117.0
Garron	1	0	0	0.0	0.0	0	0.0	0	0.0	0	--/--	0.0
Patriots	410	184	2816	44.9	6.87	17	4.1	29	7.1	77t	27/233	52.2
Opps.	476	230	3253	48.3	6.83	21	4.4	29	6.1	74t	56/526	60.1



1964 FINAL OFFENSIVE STATISTICS (10-3-1)

Head Coach: Mike Holovak (10-3-1)

Second in AFL-East

Home Stadium: Fenway Park

Date	W/L	Score	Opponent	Attendance
9/13	W	17-14	at Oakland	21,126
9/20	W	33-28	at San Diego	20,568
9/27	W	26-10	NY Jets	22,716
10/04	W	39-10	at Denver	15,485
10/09	L	17-26	San Diego	35,096
10/16	T	43-43	Oakland	23,279
10/23	W	24-7	Kansas City	27,400
10/31	L	14-35	at NY Jets	45,003
11/06	W	25-24	Houston	28,161
11/15	W	36-28	at Buffalo	42,308
11/20	W	12-7	Denver	24,979
11/29	W	34-17	at Houston	17,560
12/06	W	31-24	at Kansas City	13,166
12/20	L	14-24	Buffalo	38,021

Team Statistics	Pats	Opp
TOTAL FIRST DOWNS	226	243
By Rushing	66	63
By Passing	144	165
By Penalty	16	15
TOTAL NET YARDS	4527	4360
Avg. per Game	323.4	311.4
Total Offensive Plays	856	933
Avg. per Play	5.1	4.7
NET YARDS RUSHING	1361	1143
Total Rushing Plays	381	356
Avg. per Rush	3.6	3.2
Avg. per Game	97.2	81.6
NET YARDS PASSING	3166	3217
Avg. per Game	226.1	229.8
Sacked/Yards Lost	29/301	47/428
Gross Yards Passing	3467	3645
Att./Completions	476/229	530/261
Completion Pct.	48.1	49.2
Had Intercepted	27	31
PUNTS/AVERAGE	78/38.0	82/41.5
PUNT RETURNS/AVG	38/7.3	24/7.7
PENALTIES/YARDS	53/467	84/744
FUMBLES/BALLS LOST	23/12	33/16
TOUCHDOWNS	41	36
Rushing	9	10
Passing	31	23
Returns	1	3

Score by Periods	1	2	3	4	OT	Total
Patriots	61	84	98	122	--	365
Opponents	65	81	69	82	--	297

SCORING	TD	Ru	Pa	Rt	PAT	FG	S	TP
Cappelletti	7	0	7	0	37	3725/390	155	
Garron	9	2	7	0	0/0	0/0	0	54
Graham	6	0	6	0	0/0	0/0	0	36
Colclough	5	0	5	0	2/2	0/0	0	34
Burton	5	3	2	0	0/0	0/0	0	30
Romeo	4	0	4	0	0/0	0/0	0	24
Garrett	2	2	0	0	0/0	0/0	0	12
Parilli	2	2	0	0	0/2	0/0	0	12
O'Hanley	1	0	0	1	0/0	0/0	0	6
Rudolph	0	0	0	0	0/0	0/0	1	2
PATRIOTS	41	9	31	1	39	4125/39	1	365
Opponent	36	10	23	3	34	3615/30	0	297

2-pt conv.: Cappelletti 1-1, Colclough 2-2, Parilli 0-2. Patriots 3-5, Opp.: 2-3.

Field Goals	1-20	20-29	30-39	40-49	50+
Cappelletti	6-6	5-6	5-9	8-16	1-2
Patriots	6-6	5-6	5-9	8-16	1-2
Opps.	5-6	0-2	5-8	4-13	0-1

Rushing	No	Yds	Avg	Lg	TD
Garron	183	585	3.2	16	2
Burton	102	340	3.3	33	3
Garrett	56	259	4.6	58	2
Parilli	34	168	4.9	32	2
Cappelletti	1	7	7.0	7	0
Yewcic	5	2	0.4	2	0
Patriots	381	1361	3.6	58	9
Opponents	356	1143	3.2	--	10

Receiving	No	Yds	Avg	Lg	TD
Cappelletti	49	865	17.7	58t	7
Graham	45	720	16.0	80t	6
Garron	40	350	8.8	52t	7
Colclough	32	657	20.5	59t	5
Burton	27	306	11.3	59t	2
Romeo	26	445	17.1	38	4
Garrett	8	101	12.6	57	0
Snyder	1	12	12.0	12	0
Crawford	1	11	11.0	11	0
Patriots	229	3467	15.1	80t	31
Opponents	261	3645	14.0	80t	23

Interceptions	No	Yds	Avg	Lg	TD
Hall	11	148	13.5	50	0
Webb	6	43	7.2	25	0
Buoniconiti	5	75	15.0	26	0
O'Hanley	3	120	40.0	47	1
Felt	2	10	5.0	8	0
Addison	2	4	2.0	4	0
Shonta	1	21	21.0	21	0
Dukes	1	6	6.0	6	0
Patriots	31	427	13.8	50	1
Opponents	27	485	18.0	--	1

Punting	No	Yds	Avg	Lg	Blk
Yewcic	73	2787	38.7	63	1
Parilli	5	180	36.0	45	0
Patriots	78	2967	38.0	63	1
Opponents	82	3401	41.5	67	1

Punt Returns	No	Yds	Avg	Lg	TD
Burton	11	78	7.1	19	0
Cloutier	20	136	6.8	40	0
Stephens	5	34	6.8	11	0
Garrett	2	28	14.0	28	0
Patriots	38	276	7.3	40	0
Opponents	24	185	7.7	52	0

Kick Returns	No	Yds	Avg	Lg	TD
Garrett	32	749	23.4	42	0
Garron	10	198	19.8	31	0
Burton	7	131	18.7	27	0
Dukes	2	33	16.5	17	0
Stephens	2	5	2.5	5	0
Cloutier	1	46	46.0	46	0
Romeo	1	5	5.0	5	0
Oakes	1	0	0.0	0	0
Watson	1	0	0.0	0	0
Yates	1	0	0.0	0	0
Patriots	58	1167	20.1	46	0
Opponents	70	1637	23.4	93t	1

Field Goals:

Cappelletti: (47N,46N,48G) (41G,57N,45N,26N,32G,37G,37G) (47G,26G,49N,41G,42G,44N) (11G,30G,16G,47G,14G,17G) (48G) (41N,31N) (25G) (30N) (25G,33G,22G,41N) () (35N,51G) (35N,28G,15G,45N) (12G) (46N).
Opponents: (47N,48N) (26N,30G,12G) (40G,47N) (32G) (54N,16G,17G) (41G,33N,37G,9B,38G) (43G) () (46N,23N,10G) (41G,33G,35N) (46N,39N) (49N,49G,41N) (42G) (12N).

Passing	Att	Cmp	Yards	Cmp%	Yds/Att	TD	TD%	Int	Int%	Lg	Sk/Yds	Rating
Parilli	473	228	3465	48.2	7.33	31	6.6	27	5.7	80t	27/279	71.1
Garron	2	0	0	0.0	0.0	0	0.0	0	0.0	0	0/0	--
Yewcic	1	1	2	100.0	2.0	0	0.0	0	0.0	2	0/0	39.6
Cappelletti	0	0	0	0.0	0.0	0	0.0	0	0.0	0	1/11	--
Patriots	476	229	3467	48.1	7.28	31	6.5	27	5.7	80t	29/301	70.4
Opps.	530	261	3645	49.2	6.88	23	4.3	31	5.8	80t	47/428	61.9



1995 FINAL OFFENSIVE STATISTICS (4-8-2)

Head Coach: Mike Holovak (4-8-2)

Fifth in AFL-East

Home Stadium: Fenway Park

Date W/L Score Opponent Attendance

9/11	L	7-24	at Buffalo	45,502
9/19	L	10-31	at Houston	32,445
9/24	L	10-27	Denver	26,782
10/03	L	17-24	at Kansas City	26,773
10/08	L	10-24	Oakland	24,824
10/17	T	13-13	San Diego	20,924
10/24	L	21-30	at Oakland	20,858
10/31	W	22-6	at San Diego	33,366
11/07	L	7-23	Buffalo	24,415
11/14	L	20-30	NY Jets	18,589
11/21	T	10-10	Kansas City	13,056
11/28	W	27-23	at NY Jets	59,334
12/12	W	28-20	at Denver	27,207
12/18	W	42-14	Houston	14,508

Team Statistics

Pats Opp

TOTAL FIRST DOWNS	214	232
By Rushing	55	92
By Passing	130	127
By Penalty	29	13
TOTAL NET YARDS	3624	4131
Avg. per Game	258.9	295.1
Total Offensive Plays	883	886
Avg. per Play	4.1	4.7
NET YARDS RUSHING	1117	1531
Total Rushing Plays	373	425
Avg. per Rush	3.0	3.6
Avg. per Game	79.8	109.4
NET YARDS PASSING	2507	2600
Avg. per Game	179.1	185.7
Sacks/Yards Lost	37/347	30/291
Gross Yards Passing	2854	2891
Att./Completions	473/193	431/206
Completion Pct.	40.8	47.8
Had Intercepted	29	21
PUNTS/AVERAGE	82/40.1	78/42.1
PENALTIES/YARDS	58/537	72/658
FUMBLES/BALLS LOST	24/12	24/9
TOUCHDOWNS	27	34
Rushing	8	10
Passing	19	17
Returns	0	7

Score by Periods 1 2 3 4 OT Total

Patriots	39	98	46	61	-	244
Opponents	60	87	62	93	-	302

SCORING TD Ru Pa Rt PAT FG S TP

Cappelletti	9	0	9	0	27/27	17/27	0	132
Nance	5	5	0	0	0	0	0	30
Burton	3	1	2	0	0	0	0	18
Colclough	3	0	3	0	0	0	0	18
Garrett	3	1	2	0	0	0	0	18
Romeo	2	0	2	0	0	0	0	12
Garron	2	1	1	0	0	0	0	12
Cunningham	0	0	0	0	0	0	1	2
Team	0	0	0	0	0	0	1	2
PATRIOTS	27	8	19	0	27/27	17/27	2	244
Opponent	34	10	17	7	28/28	22/40	0	302

2-pt conv: Pats 0-0; Opp. 2-6 (1-4 pass; 1-2 run)

Field Goals 1-19 20-29 30-39 40-49 50+

Cappelletti	5/5	4/7	7/11	0/2	1/2
Patriots	5/5	4/7	7/11	0/2	1/2
Opponents	11/11	3/5	5/14	3/8	0/2

Cappelletti: (47n) (33G,38n,25b) (16G) (18G) (13G) (21G,26b,22G) (-) (36n,30G,33G) (29n) (35n,30G,30G,42n) (17G) (33G,53G) (-) (36n,20G,50n,10G,24G,31G).

Rushing	No	Yds	Avg	Lg	TD
Nance	111	321	2.9	20	5
Garron	74	259	3.5	59	1
Parilli	50	200	4.0	17	0
Garrett	42	147	3.5	26	1
Burton	45	108	2.4	22	1
Bellino	24	49	2.0	10	0
Johnson	19	29	1.5	9	0
Wilson	8	4	0.5	17	0
Patriots	373	1117	3.0	59	8
Opponents	425	1531	3.6	63	10

Receiving	No	Yds	Avg	Lg	TD
Colclough	40	677	16.9	41	3
Cappelletti	37	680	18.4	57t	9
Graham	25	316	12.6	33	0
Whalen	22	381	17.3	67	0
Garron	15	222	14.8	52	1
Romeo	15	203	13.5	36	2
Nance	12	83	6.9	22	0
Burton	10	127	12.7	73t	2
Garrett	7	49	7.0	15	2
Bellino	5	74	14.8	20	0
Johnson	4	29	7.3	23	0
Yewcic	1	13	13.0	13	0
Patriots	193	2854	14.8	73t	19
Opponents	206	2891	14.0	85t	17

Interceptions	No	Yds	Avg	Lg	TD
Hall	3	35	11.7	29	0
Buoniconti	3	31	10.3	26	0
Shonta	2	46	23.0	27	0
Webb	2	45	22.5	45	0
Cunningham	2	16	8.0	10	0
Hennessey	2	14	7.0	14	0
Graves	2	0	0.0	0	0
Farmer	1	16	16.0	16	0
Addison	1	13	13.0	13	0
Dukes	1	10	10.0	10	0
O'Hanley	1	5	5.0	5	0
Antwine	1	2	2.0	2	0
Patriots	21	233	11.1	45	0
Opponents	29	365	12.6	-	4

Punting	No	Yds	Avg	Lg	Blk
Yewcic	76	3094	40.7	70	2
Wilson	6	194	36.0	49	1
Patriots	82	3288	40.1	70	3
Opp.	78	3281	42.1	64	0

Punt Returns	No	FC	Yds	Avg	Lg	TD
Burton	15	0	61	4.1	12	0
Cunningham	5	0	35	7.0	13	0
Hennessey	5	0	21	4.2	9	0
Garrett	1	0	19	19.0	19	0
Nance	1	0	16	16.0	16	0
Patriots	27	0	152	5.6	19	0
Opponents	33	0	232	7.0	41	0

Kick Returns	No	Yds	Avg	Lg	TD
Cunningham	17	374	22.0	45	0
Garrett	12	232	19.3	25	0
Burton	7	188	26.9	39	0
Bellino	7	138	19.7	26	0
Garron	5	141	28.2	36	0
Dukes	3	45	15.0	20	0
Nance	3	40	13.3	19	0
Johnson	2	29	14.5	16	0
Rudolph	1	4	4.0	4	0
Canale	2	0	0.0	0	0
Pyne	1	0	0.0	0	0
Patriots	60	1191	19.9	45	0
Opponents	41	946	23.1	102t	1

Opponents: (34n,36G,30b) (36n,36b,45G) (30G,18G) (14G,48G,43n,51n,36n) (47n,39n,38G,37n) (40G,42n,10G) (22G,34n,19G,9G) (49n,42n) (28G,16G,32G) (16G,19G,14G) (50n,32G,37n) (25n,14G,13G,26G)(27b)().

Passing	Att	Cmp	Yards	Cmp%	Yds/Att	TD	TD%	Int	Int%	Lg	Sk/Yds	Rating
Parilli	426	173	2597	40.6	6.10	18	4.2	26	6.1	73t	na/na	49.9
Wilson	46	20	257	43.5	5.59	1	2.2	3	6.5	30	na/na	41.9
Yewcic	1	0	0	0.0	0.00	0	0.0	0	0.0	0	na/na	--
Patriots	473	193	2854	40.8	6.03	19	4.0	29	6.1	73t	37/347	49.1
Opps.	431	206	2891	47.8	6.71	17	3.9	21	4.9	85t	30/291	62.5



1966 FINAL OFFENSIVE STATISTICS (8-4-2)

Head Coach: Mike Holovak (8-4-2)

Second in AFL East

Home Stadium: Fenway Park

Date W/L Score Opponent Attendance

9/10	L	0-24	at San Diego	29,539
9/18	W	24-10	at Denver	25,337
9/25	L	24-43	Kansas City	22,641
10/02	T	24-24	NY Jets	27,255
10/08	W	20-10	at Buffalo	45,542
10/23	W	35-17	San Diego	32,371
10/30	W	24-21	Oakland	26,941
11/06	L	10-17	Denver	18,154
11/13	W	27-21	Houston	23,426
11/20	T	27-27	at Kansas City	41,475
11/27	W	20-14	at Miami	22,754
12/04	W	14-3	Buffalo	39,350
12/11	W	38-14	at Houston	17,100
12/17	L	28-38	at NY Jets	58,921

Team Statistics

	Pats	Opp
TOTAL FIRST DOWNS	243	243
By Rushing	100	68
By Passing	121	153
By Penalty	22	22

Third Down: Md/Att.

TOTAL NET YARDS	4536	4491
Avg. per Game	324.0	320.8
Total Offensive Plays	889	900
Avg. per Play	5.1	5.0

NET YARDS RUSHING	1963	1135
Total Rushing Plays	471	369
Avg. per Rush	4.2	3.1
Avg. per Game	140.2	81.1

NET YARDS PASSING	2573	3356
Avg. per Game	183.8	239.7
Sacked/Yards Lost	25/211	22/209
Gross Yards Passing	2784	3565

Att./Completions	393/186	509/247
Completion Pct.	47.3	48.5
Had Intercepted	21	22

PUNTS/AVERAGE	76/36.5	86/38.5
---------------	---------	---------

PENALTIES/YARDS	64/601	76/757
-----------------	--------	--------

FUMBLES/BALLS LOST	25/13	30/15
--------------------	-------	-------

TOUCHDOWNS	38	36
------------	----	----

Rushing	17	7
---------	----	---

Passing	20	26
---------	----	----

Returns	1	3
---------	---	---

Score by Periods

	1	2	3	4	OT	Total
Patriots	58	111	89	57	-	315
Opponents	64	58	61	100	-	283

SCORING

	TD	Ru	Pa	Rt	PAT	FG	S	TP
--	----	----	----	----	-----	----	---	----

Cappelletti	6	0	6	0	35/36	16/32	0	119
-------------	---	---	---	---	-------	-------	---	-----

Nance	11	11	0	0	0	0	0	66
-------	----	----	---	---	---	---	---	----

Garron	9	4	5	0	0	0	0	54
--------	---	---	---	---	---	---	---	----

Graham	4	0	4	0	0	0	0	24
--------	---	---	---	---	---	---	---	----

Whalen	4	0	4	0	0	0	0	24
--------	---	---	---	---	---	---	---	----

Cappadona	1	1	0	0	1/1	0	0	8
-----------	---	---	---	---	-----	---	---	---

Bellino	1	0	1	0	0	0	0	6
---------	---	---	---	---	---	---	---	---

Hunt	1	0	0	1	0	0	0	6
------	---	---	---	---	---	---	---	---

Parilli	1	1	0	0	0	0	0	6
---------	---	---	---	---	---	---	---	---

Romeo	0	0	0	0	1/1	0	0	2
-------	---	---	---	---	-----	---	---	---

Patriots	38	17	20	1	37/38	16/32	0	315
----------	----	----	----	---	-------	-------	---	-----

Opponent	36	7	26	3	34/36	11/26	0	283
----------	----	---	----	---	-------	-------	---	-----

2-pt conv.: Cappadona 1-1, Romeo 1-1.

Pats 2-2; opp. 0-0.

Field Goals

	1-19	20-29	30-39	40-49	50+
--	------	-------	-------	-------	-----

Cappelletti	6/6	1/4	6/9	3/11	0/2
-------------	-----	-----	-----	------	-----

Patriots	6/6	1/4	6/9	3/11	0/2
----------	-----	-----	-----	------	-----

Opponents	6/6	1/5	2/7	2/7	0/1
-----------	-----	-----	-----	-----	-----

Rushing

	No	Yds	Avg	Lg	TD
--	----	-----	-----	----	----

Nance	299	1458	4.9	65t	11
-------	-----	------	-----	-----	----

Garron	101	319	3.2	54	4
--------	-----	-----	-----	----	---

Cappadona	22	88	4.0	13	1
-----------	----	----	-----	----	---

Parilli	28	42	1.5	17	1
---------	----	----	-----	----	---

Huarte	7	40	5.7	13	0
--------	---	----	-----	----	---

Garrett	13	21	1.6	5	0
---------	----	----	-----	---	---

Yewcic	1	-5	-5.0	-5	0
--------	---	----	------	----	---

Patriots	471	1963	4.2	65t	17
----------	-----	------	-----	-----	----

Opponents	369	1135	3.1	61	7
-----------	-----	------	-----	----	---

Receiving

	No	Yds	Avg	Lg	TD
--	----	-----	-----	----	----

Graham	51	673	13.2	42	4
--------	----	-----	------	----	---

Cappelletti	43	676	15.7	63t	6
-------------	----	-----	------	-----	---

Garron	30	416	13.9	61t	5
--------	----	-----	------	-----	---

Whalen	29	502	17.3	45	4
--------	----	-----	------	----	---

Colclough	16	284	17.8	32	0
-----------	----	-----	------	----	---

Nance	8	103	12.9	45	0
-------	---	-----	------	----	---

Bellino	6	77	12.8	25t	1
---------	---	----	------	-----	---

Romeo	2	46	23.0	29	0
-------	---	----	------	----	---

Garrett	1	7	7.0	7	0
---------	---	---	-----	---	---

Patriots	186	2784	15.0	63t	20
----------	-----	------	------	-----	----

Opponents	247	3565	14.4	77t	26
-----------	-----	------	------	-----	----

Interceptions

	No	Yds	Avg	Lg	TD
--	----	-----	-----	----	----

Hall	6	159	26.5	87	0
------	---	-----	------	----	---

Hennessey	6	99	16.5	33	0
-----------	---	----	------	----	---

Buoniconti	4	43	10.8	41	0
------------	---	----	------	----	---

Felt	2	35	17.5	32	0
------	---	----	------	----	---

Shonta	1	9	9.0	9	0
--------	---	---	-----	---	---

Fraser	1	3	3.0	3	0
--------	---	---	-----	---	---

Graves	1	0	0.0	0	0
--------	---	---	-----	---	---

Webb	1	0	0.0	0	0
------	---	---	-----	---	---

Patriots	22	348	15.8	87	0
----------	----	-----	------	----	---

Opponents	21	204	9.7	--	2
-----------	----	-----	-----	----	---

Punting

	No	Yds	Avg	Lg	Blk
--	----	-----	-----	----	-----

Fraser	55	2044	37.2	68	2
--------	----	------	------	----	---

Yewcic	21	732	34.9	49	1
--------	----	-----	------	----	---

Patriots	76	2776	36.5	68	3
----------	----	------	------	----	---

Opp.	86	3312	38.5	60	1
------	----	------	------	----	---

Punt Returns

	No	FC	Yds	Avg	Lg	TD
--	----	----	-----	-----	----	----

Hennessey	7	0	39	5.6	11	0
-----------	---	---	----	-----	----	---

Johnson	7	0	37	5.3	12	0
---------	---	---	----	-----	----	---

Puryis	5	0	43	8.6	18	0
--------	---	---	----	-----	----	---

Bellino	4	0	19	4.8	13	0
---------	---	---	----	-----	----	---

Graves	1	0	5	5.0	5	0
--------	---	---	---	-----	---	---

Patriots	24	0	143	6.0	18	0
----------	----	---	-----	-----	----	---

Opponents	20	0	127	6.4	21	1
-----------	----	---	-----	-----	----	---

Kick Returns

	No	Yds	Avg	Lg	TD
--	----	-----	-----	----	----

Bellino	18	410	22.8	43	0
---------	----	-----	------	----	---

Cunningham	17	371	21.8	39	0
------------	----	-----	------	----	---

Purvis	8	185	23.1	34	0
--------	---	-----	------	----	---

Cappadona	3	46	15.3	17	0
-----------	---	----	------	----	---

Garron	2	49	24.5	29	0
--------	---	----	------	----	---

Johnson, B.	2	45	22.5	23	0
-------------	---	----	------	----	---

Singer	1	27	27.0	27	0
--------	---	----	------	----	---

Mangum	1	8	8.0	8	0
--------	---	---	-----	---	---

Colclough	1	2	2.0	2	0
-----------	---	---	-----	---	---

Johnson	1	2	2.0	2	0
---------	---	---	-----	---	---

Patriots	54	1145	21.2	43	0
----------	----	------	------	----	---

Opponents	46	988	21.5	62	0
-----------	----	-----	------	----	---

Cappelletti: (45n) (24n,44G,14G,32G)

(30G) (51n,17G) (10G,47n,31G,50n)

(47n) (14G,45n) (34b,33G,31n,20n)

(28G,44G,29n) (31G,19G) (47b,32G,

49G,42n) (42n,41b) (13G,35n) ().

Opponents: (10G,40n) (18G) (11G)

(48n,38n,30n,17G) (33n,36n,37G,27n)

(25n,43G) (45n,28n,52n) (36G,42n) (34n,

48n) (23G,40G,28n) (-) (11G) (-) (12G).

Passing

	Att	Cmp	Yards	Cmp%	Yds/Att	TD	TD%	Int	Int%	Lg	Sk/Yds	Rating
--	-----	-----	-------	------	---------	----	-----	-----	------	----	--------	--------

Parilli	382	181	2721	47.4	7.12	20	5.2	20	5.2	63t	na/na	66.9
---------	-----	-----	------	------	------	----	-----	----	-----	-----	-------	------

Huarte	11	5	63	45.5	5.73	0	0.0	1	9.0	17	na/na	26.4
--------	----	---	----	------	------	---	-----	---	-----	----	-------	------

Patriots	393	186	2784	47.3	7.08	20	5.1	21	5.3	63t	25/211	65.9
----------	-----	-----	------	------	------	----	-----	----	-----	-----	--------	------

Opps.	509	247	3565	48.5	7.00	26	5.1	22	4.3	77t	22/209	70.8
-------	-----	-----	------	------	------	----	-----	----	-----	-----	--------	------



1997 FINAL OFFENSIVE STATISTICS (3-10-1)

Head Coach: Mike Holovak (3-10-1)

Fifth in AFL-East

Home Stadium: Fenway Park

Date W/L Score Opponent Attendance

9/03	L	21-26	at Denver	35,488
9/09	L	14-28	at San Diego	39,227
9/17	L	7-35	at Oakland	26,289
9/24	W	23-0	at Buffalo	45,748
10/08	T	31-31	at San Diego	23,620
10/15	W	41-10	Miami	23,955
10/22	L	14-48	Oakland	25,057
10/29	L	23-30	at NY Jets	62,784
11/05	W	18-7	Houston	19,422
11/12	L	10-33	Kansas City	23,010
11/19	L	24-29	NY Jets	26,790
11/26	L	6-27	at Houston	28,044
12/09	L	16-44	Buffalo	20,627
12/17	L	32-41	at Miami	25,969

Team Statistics

	Pats	Opp
TOTAL FIRST DOWNS	219	219
By Rushing	80	61
By Passing	120	138
By Penalty	19	20

TOTAL NET YARDS	4027	4206
Avg. per Game	287.6	300.4
Total Offensive Plays	870	871
Avg. per Play	4.6	4.8

NET YARDS RUSHING	1604	1350
Total Rushing Plays	391	417
Avg. per Rush	4.1	3.2
Avg. per Game	114.6	96.4

NET YARDS PASSING	2423	2856
Avg. per Game	173.1	204.0
Sacked/Yards Lost	45/361	31/267
Gross Yards Passing	2784	3123

Att./Completions	434/191	423/211
Completion Pct.	44.0	49.9
Had Intercepted	32	17

PUNTS/AVERAGE	65/40.5	73/41.9
PENALTIES/YARDS	59/520	70/722

FUMBLES/BALLS LOST	37/22	26/15
TOUCHDOWNS	33	48

Rushing	10	12
Passing	20	28
Returns	3	8

Score by Periods	1	2	3	4	OT	Total
Patriots	74	81	60	65	-	280
Opponents	76	139	66	108	-	389

SCORING	TD	Ru	Pa	Rt	PAT	FG	S	TP
Cappelletti	3	0	3	0	29/30	16/31	0	95
Nance	8	7	1	0	0	0	0	48
Garron	5	0	5	0	0	0	0	30
Whalen	5	0	5	0	0	0	0	30
Graham	4	0	4	0	0	0	0	24
Trull	3	3	0	0	0	0	0	18
Cappadonna	1	0	1	0	0	0	0	6
Charles	1	0	0	1	0	0	0	6
Cunningham	1	0	0	1	0	0	0	6
Garrett	1	0	0	1	0	0	0	6
Leo	1	0	1	0	0	0	0	6
Buoniconti	0	0	0	0	0	0	1	2
Hunt	0	0	0	0	0	0	1	2
Canale	0	0	0	0	1/1	0	0	1

PATRIOTS	33	10	20	3	30/31	16/31	2	280
Opponent	48	12	28	8	44/45	19/31	0	389

2-pt. Conversions:	Patriots 0-2,	Opp. 0-2.
--------------------	---------------	-----------

Cappelletti	3	0	3	0	29/30	16/31	0	9
Nance	8	7	1	0	0	0	0	4

Opponents:	(20G,9G) (45n,50n,42n) (-)
------------	----------------------------

(49n,20n,39n) (32G,49n) (34G,35n)

(12G, 24G) (41n,14G,21G,26G,15n) (-)

(33G,36G) (40G,49n) (44G,47n,23G)

(12G,11G,23G) (13G,13G).

Opponents:	(20G,9G) (45n,50n,42n) (-)
------------	----------------------------

(49n,20n,39n) (32G,49n) (34G,35n)

(12G, 24G) (41n,14G,21G,26G,15n) (-)

(33G,36G) (40G,49n) (44G,47n,23G)

(12G,11G,23G) (13G,13G).

Opponents:	(20G,9G) (45n,50n,42n) (-)
------------	----------------------------

(49n,20n,39n) (32G,49n) (34G,35n)

(12G, 24G) (41n,14G,21G,26G,15n) (-)

(33G,36G) (40G,49n) (44G,47n,23G)

(12G,11G,23G) (13G,13G).

Rushing	No	Yds	Avg	Lg	TD
Nance	269	1216	4.5	53	7
Garron	46	163	3.5	20	0
Cappadonna	28	100	3.6	11	0
Parilli	14	61	4.4	18	0
Trull	19	35	1.8	10	3
Bellino	6	15	2.5	10	0
Leo	1	7	7.0	7	0
Garrett	5	7	1.4	8	0
Huarte	2	5	2.5	4	0
Graham	1	-5	-5.0	-5	0
Patriots	391	1604	4.1	53	10
Opponents	417	1350	3.2	67	12

Receiving	No	Yds	Avg	Lg	TD
Graham	41	606	14.8	79t	4
Whalen	39	651	16.7	41t	5
Cappelletti	35	397	11.3	35	3
Garron	30	507	16.9	66	5
Nance	22	196	8.9	36	1
Colclough	14	263	18.8	52	0
Cappadonna	6	104	17.3	42	1
Leo	1	25	25.0	25t	1
Nichols	1	19	19.0	19	0
Garrett	1	12	12.0	12	0
Romeo	1	4	4.0	4	0
Patriots	191	2784	14.6	79t	20
Opponents	211	3123	10.1	75t	28

Interceptions	No	Yds	Avg	Lg	TD
Webb	4	91	22.8	41	0
Buonicanti	4	7	1.8	7	0
Shonta	3	57	19.0	28	0
Mitchell	3	9	3.0	9	0
Cunningham	1	54	54.0	54	0
Charles	1	35	35.0	35t	0
Hall	1	4	4.0	4	0
Patriots	17	257	15.1	54t	2
Opponents	32	640	20.0	--	7

Punting	No	Yds	Avg	Lg	Blk
Swanson	65	2632	40.5	62	0
Patriots	65	2632	40.5	62	0
Opp.	73	3062	41.9	60	1

Punt Returns	No	FC	Yds	Avg	Lg	TD
Bellino	15	8	129	8.6	18	0
Cunningham	17	5	105	6.2	44	0
Johnson	6	1	124	20.7	52	0
Leo	5	0	54	10.8	43	0
Patriots	43	14	412	9.6	52	0
Opponents	31	12	252	8.1	39	0

Kick Returns	No	Yds	Avg	Lg	TD
Cunningham	30	627	20.9	41	0
Bellino	18	357	19.8	32	0
Leo	11	232	21.1	31	0
Garrett	4	73	18.3	20	0
Garron	3	73	24.3	26	0
Cappadonna	3	26	14.5	20	0
Singer	2	29	14.5	20	0
Ilg	1	10	10.0	10	0
Johnson	1	9	9.0	9	0
Patriots	73	1436	19.7	41	0
Opponents	45	946	21.0	51	0

Cappelletti: (-) (38n) (-) (33G,23G,49n, 20n,44n,44n,45G) (37n,51n,41G) (36n, 17b) (-) (14G,42G,33G) (50n,40G,13b, 12G,18G) (47n,24G) (14G) (40G,50n, 51n,30G) (40n) (41G,20G).
--

Opponents: (20G,9G) (45n,50n,42n) (-) (49n,20n,39n) (32G,49n) (34G,35n) (12G, 24G) (41n,14G,21G,26G,15n) (-) (33G,36G) (40G,49n) (44G,47n,23G) (12G,11G,23G) (13G,13G).
--

Passing	Att	Cmp	Yards	Cmp%	Yds/Att	TD	TD%	Int	Int%	Lg	Sk/Yds	Rating
Parilli	344	161	2317	46.8	6.74	19	5.5	24	7.0	79t	29/250	58.3
Trull	81	27	442	33.3	5.46	1	1.2	7	8.6	52	11/75	20.8
Huarte	9	3	25	33.3	2.78	0	0.0	1	11.1	15	5/36	2.8
Patriots	434	191	2784	44.0	6.41	20	4.6	32	7.4	79t	45/361	50.0
Opps.	423	211	3123	49.9	7.38	28	6.6	17	4.0	75t	31/267	79.8



1997 NEW ENGLAND PATRIOTS

1968 FINAL OFFENSIVE STATISTICS (4-10)

Head Coach: Mike Holovak (4-10)

Fourth in AFL East

Home Stadium: Fenway Park

Date W/L Score Opponent Attendance

9/08	W	16-7	at Buffalo	38,865
9/22	L	31-47	*NY Jets	29,192
9/29	W	20-17	at Denver	37,024
10/06	L	10-41	at Oakland	44,253
10/13	L	0-16	Houston	32,502
10/20	W	23-6	Buffalo	21,082
10/27	L	14-48	at NY Jets	62,351
11/03	L	14-35	Denver	18,304
11/10	L	17-27	San Diego	19,278
11/17	L	17-31	at Kansas City	48,271
11/24	L	10-34	Miami	18,305
12/01	W	33-14	Cincinnati	17,796
12/08	L	7-38	at Miami	24,242
12/15	L	17-45	at Houston	34,198

* at Birmingham, AL

Team Statistics

	Pats	Opp
TOTAL FIRST DOWNS	181	237
By Rushing	69	86
By Passing	94	123
By Penalty	18	28
TOTAL NET YARDS	3127	4415
Avg. per Game	223.4	315.4
Total Offensive Plays	868	922
Avg. per Play	3.6	4.8
NET YARDS RUSHING	1362	1825
Total Rushing Plays	421	479
Avg. per Rush	3.2	3.8
Avg. per Game	97.3	130.4
NET YARDS PASSING	1765	2590
Avg. per Game	126.1	185.0
Sacked/Yards Lost	38/356	27/236
Gross Yards Passing	2121	2826
Att./Completions	409/160	416/200
Completion Pct.	39.1	48.1
Had Intercepted	33	23
PUNTS/AVERAGE	96/39.9	81/40.5
PENALTIES/YARDS	67/682	70/874
FUMBLES/BALLS LOST	28/20	37/17
TOUCHDOWNS	26	49
Rushing	8	22
Passing	16	20
Returns	2	7

Score by Periods 1 2 3 4 OT Total

Patriots	45	57	65	62	-	229
Opponents	83	111	89	123	-	406

SCORING

	TD	Ru	Pa	Rt	PAT	FG	S	TP
Cappelletti	2	0	2	0	26	26/15	27	83
Whalen	7	0	7	0	0	0	0	42
Marsh	4	0	4	0	0	0	0	24
Nance	4	4	0	0	0	0	0	24
Gamble	2	1	1	0	0	0	0	12
Thomas	2	2	0	0	0	0	0	12
Garron	1	1	0	0	0	0	0	6
Graham	1	0	1	0	0	0	0	6
Philpott	1	0	0	1	0	0	0	6
Scarpitto	1	0	1	0	0	0	0	6
Witt	1	0	0	1	0	0	0	6
Satcher	0	0	0	0	0	0	1	2
Patriots	26	8	16	2	26	26/15	27	1 229
Opponent	49	22	20	7	49	49/21	31	0 406

2-Pt. Conversions: Patriots 0-0, Opp. 0-0.

Field Goals

	1-19	20-29	30-39	40-49	50+
Cappelletti	4/4	6/7	4/6	1/8	0/2
Patriots	4/4	6/7	4/6	1/8	0/2
Opponents	7/8	7/8	4/5	3/8	0/2

Cappelletti: (10G,28G,30G) (31G) (50n, 22G, 42n,7G) (24G) (49n) (39G,50n,20G, 49n,16G) (-) (-) (25n,45n,35G) (29G,34b, 45n,35n) (15G,49n) (27G,42b) (-) (42G).

Rushing	No	Yds	Avg	Lg	TD
Nance	177	593	3.4	30t	4
Gamble	78	311	4.0	45t	1
Thomas	88	215	2.4	25	2
Garron	36	97	2.7	18	1
Sherman	25	80	3.2	17	0
Taliaferro	8	51	6.4	21	0
Marsh	4	8	2.0	11	0
Johnson	2	6	3.0	6	0
Cappelletti	1	2	2.0	2	0
Whalen	1	0	0.0	0	0
Corcoran	1	-1	-1.0	-1	0
Patriots	421	1362	3.2	45t	8
Opponents	479	1825	3.8	55t	22

Receiving	No	Yds	Avg	Lg	TD
Whalen	47	718	15.3	87t	7
Marsh	19	331	17.4	70t	4
Murphy	18	268	14.9	26	0
Graham	16	242	15.1	34	1
Nance	14	51	3.6	13	0
Cappelletti	13	182	14.0	30	2
Gamble	11	55	5.0	16	1
Thomas	10	85	8.5	32	0
Colclough	8	136	17.0	44	0
Scarpitto	2	49	24.5	33t	1
Garron	1	4	4.0	4	0
Canale	1	0	0.0	0	0
Patriots	160	2121	13.3	87t	16
Opponents	200	2826	14.1	90t	20

Interceptions	No	Yds	Avg	Lg	TD
Mitchell	7	41	5.9	20	0
Philpott	4	31	7.8	17	0
Buoniconti	3	22	7.3	14	0
Johnson	2	33	16.5	19	0
McMahon	2	27	13.5	27	0
Charles	1	29	29.0	29	0
Cheyunski	1	21	21.0	21	0
Johnson	1	11	11.0	11	0
Witt	1	4	4.0	4t	1
Satcher	1	1	1.0	1	0
Patriots	23	220	9.6	29	1
Opponents	33	510	15.5	--	3

Punting	No	Yds	Avg	Lg	Blk
Swanson	62	2449	39.5	57	2
Scarpitto	34	1382	40.6	87	2
Patriots	96	3831	39.9	87	4
Opp.	81	3280	40.5	65	0

Punt Returns	No	FC	Yds	Avg	Lg	TD
Porter	22	5	135	6.1	24	0
Johnson, B.	10	8	34	3.4	9	0
Leo	2	0	12	6.0	8	0
Graham	2	3	11	5.5	6	0
Johnson, D.	1	3	5	5.0	5	0
Patriots	37	19	197	5.3	24	0
Opponents	59	13	502	8.5	76t	1

Kick Returns	No	Yds	Avg	Lg	TD
Porter	36	812	22.6	61	0
Johnson, B.	22	442	20.1	36	0
Marsh	4	74	18.5	27	0
Johnson, D.	3	63	21.0	26	0
Long	2	20	10.0	11	0
Thomas	1	22	22.0	22	0
Graham	1	9	9.0	9	0
Cheyunski	1	0	0.0	0	0
Gamble	1	0	0.0	0	0
Patriots	71	1442	20.3	61	0
Opponents	40	901	22.5	63	0

Opponents: (42n,47b) (30G,27G,27G, 48G) (27G,43n,24n) (19G,33G) (44G, 40b,13b, 15G,25G) (16G,11G) (12G, 23G) (-) (32G,33G) (40G,50n) (17G,22G) (-) (33n,25G) (54n,42n,16G).

Passing	Att	Cmp	Yards	Cmp%	Yds/Att	TD	TD%	Int	Int%	Lg	Sk/Yds	Rating
Sherman	226	90	1199	39.8	5.31	12	5.3	16	7.1	87t	19/190	45.5
Taliaferro	176	67	889	38.1	5.05	4	2.3	15	8.5	70t	18/156	27.1
Corcoran	7	3	33	42.9	4.71	0	0.0	2	28.6	14	1/10	17.9
Patriots	409	160	2121	39.1	5.19	16	3.9	33	8.1	87t	38/356	35.6
Opps.	416	200	2826	48.1	6.79	20	4.8	23	5.5	90t	27/236	63.6



1997 FINAL OFFENSIVE STATISTICS (4-10)

Head Coach: Clive Rush (4-10)

Tied Third in AFL East

Home Stadium: B.C. Alumni Stadium

Date W/L Score Opponent Attendance

9/14	L	7-35	at Denver	43,679
9/21	L	0-31	Kansas City	22,002
9/28	L	23-38	Oakland	19,069
10/05	L	14-23	NY Jets	25,584
10/11	L	16-23	at Buffalo	46,201
10/19	L	10-13	San Diego	18,346
10/26	L	17-23	at NY Jets	62,298
11/02	W	24-0	Houston	19,006
11/09	L	16-17	Miami	19,821
11/16	W	25-14	at Cincinnati	27,927
11/23	W	35-21	Buffalo	25,584
11/30	W	38-23	at Miami	32,121
12/07	L	18-28	at San Diego	33,146
12/14	L	23-27	at Houston	39,215

Team Statistics

Pats Opp

TOTAL FIRST DOWNS	166	278
By Rushing	64	142
By Passing	87	115
By Penalty	15	21

TOTAL NET YARDS	3419	4810
-----------------	------	------

Avg. per Game	244.2	343.6
---------------	-------	-------

Total Offensive Plays	729	898
-----------------------	-----	-----

Avg. per Play	4.7	5.4
---------------	-----	-----

NET YARDS RUSHING	1489	2359
-------------------	------	------

Total Rushing Plays	367	528
---------------------	-----	-----

Avg. per Rush	4.1	4.5
---------------	-----	-----

Avg. per Game	106.4	168.5
---------------	-------	-------

NET YARDS PASSING	1930	2451
-------------------	------	------

Avg. per Game	138.6	175.1
---------------	-------	-------

Sacked/Yards Lost	24/261	22/159
-------------------	--------	--------

Gross Yards Passing	2191	2619
---------------------	------	------

Att./Completions	338/162	348/203
------------------	---------	---------

Completion Pct.	47.9	58.3
-----------------	------	------

Had Intercepted	18	20
-----------------	----	----

PUNTS/AVERAGE	70/41.5	55/38.6
---------------	---------	---------

PENALTIES/YARDS	77/837	69/810
-----------------	--------	--------

FUMBLES/BALLS LOST	15/10	33/14
--------------------	-------	-------

TOUCHDOWNS	32	38
------------	----	----

Rushing	11	18
---------	----	----

Passing	19	18
---------	----	----

Returns	2	2
---------	---	---

Score by Periods	1	2	3	4	OT	Total
------------------	---	---	---	---	----	-------

Patriots	88	63	24	91	-	266
----------	----	----	----	----	---	-----

Opponents	78	82	92	64	-	316
-----------	----	----	----	----	---	-----

SCORING	TD	Ru	Pa	Rt	PAT	FG	S	TP
---------	----	----	----	----	-----	----	---	----

Cappelletti	0	0	0	0	26	27	14	340	68
-------------	---	---	---	---	----	----	----	-----	----

Frazier	7	0	7	0	0	0	0	42	
---------	---	---	---	---	---	---	---	----	--

Garrett	7	5	2	0	0	0	0	42	
---------	---	---	---	---	---	---	---	----	--

Nance	6	6	0	0	0	0	0	36	
-------	---	---	---	---	---	---	---	----	--

Sellers	6	0	6	0	0	0	0	36	
---------	---	---	---	---	---	---	---	----	--

Rademacher	3	0	3	0	0	0	0	18	
------------	---	---	---	---	---	---	---	----	--

Johnson	1	0	0	1	0	0	1	8	
---------	---	---	---	---	---	---	---	---	--

Charles	1	0	0	1	0	0	0	6	
---------	---	---	---	---	---	---	---	---	--

Whalen	1	0	1	0	0	0	0	6	
--------	---	---	---	---	---	---	---	---	--

Jones	0	0	0	0	0	0	1	2	
-------	---	---	---	---	---	---	---	---	--

Hammond	0	0	0	0	1	1	0	2	
---------	---	---	---	---	---	---	---	---	--

Patriots	32	11	19	2	27	32	14	34	2	266
----------	----	----	----	---	----	----	----	----	---	-----

Opponent	38	18	18	2	37	38	17	28	0	316
----------	----	----	----	---	----	----	----	----	---	-----

2-Pt. Conversions: Hammond 1-1, Janik 0-1, Taliaferro 0-1, Patriots 1-3, Opp. 0-0.

Field Goals 1-19 20-29 30-39 40-49 50+

Cappelletti	6/7	1/4	6/12	1/9	0/2
-------------	-----	-----	------	-----	-----

Patriots	6/7	1/4	6/12	1/9	0/2
----------	-----	-----	------	-----	-----

Opponents	8/8	7/9	2/8	0/2	0/1
-----------	-----	-----	-----	-----	-----

Rushing	No	Yds	Avg	Lg	TD
Nance	193	750	3.9	43	6
Garrett	137	691	5.0	80t	5
Gamble	16	35	2.2	9	0
Blanks	7	30	4.3	12	0
Frazier	2	-1	-0.5	9	0
Taliaferro	12	-16	-1.3	2	0
Patriots	367	1489	4.1	80t	11
Opponents	528	2359	4.5	72	18

Receiving	No	Yds	Avg	Lg	TD
Garrett	29	267	9.2	34	2
Nance	29	168	5.8	27	0
Sellers	27	705	26.1	77	6
Frazier	19	306	16.1	50t	7
Rademacher	17	217	12.8	40	3
Whalen	16	235	14.7	47	1
Marsh	8	108	13.5	21	0
Gamble	7	74	10.6	20	0
Brown	6	69	11.5	15	0
Blanks	2	16	8.0	13	0
Cappelletti	1	21	21.0	21	0
Richardson	1	5	5.0	5	0
Patriots	162	2191	13.5	77	19
Opponents	203	2610	12.9	76t	18

Interceptions	No	Yds	Avg	Lg	TD
Carwell	4	114	28.5	38	0
Charles	4	46	11.5	25t	1
Philpott	4	37	9.2	16	0
Webb	2	32	16.0	32	0
Johnson	2	23	11.5	23	0
Cheyunski	1	37	37.0	37	0
Bramlett	1	26	26.0	26	0
Janik	1	8	8.0	8	0
Schottenheimer	1	3	3.0	3	0
Patriots	20	326	16.3	38	1
Opponents	18	225	12.5	37	1

Punting	No	Yds	Avg	Lg	Blk
Janik	70	2903	41.5	56	0
Patriots	70	2903	41.5	56	0
Opp.	55	2123	38.6	56	0

Punt Returns	No	FC	Yds	Avg	Lg	TD
Garrett	12	0	159	13.3	45	0
Carwell	5	0	43	8.6	13	0
Blanks	5	2	10	2.0	12	0
Janik	1	0	0	0.0	0	0
Gamble	0	1	0	0.0	0	0
Gladieux	0	3	0	0.0	0	0
Patriots	23	6	212	9.2	45	0
Opponents	19	21	114	6.0	64	0

Kick Returns	No	Yds	Avg	Lg	TD
Garrett	28	792	28.3	63	0
Marsh	6	136	22.7	41	0
Blanks	6	131	21.8	25	0
Scott	6	43	7.2	14	0
Gladieux	4	61	15.3	20	0
Carwell	1	28	28.0	28	0
Gamble	1	23	23.0	23	0
Berger	1	20	20.0	20	0
Schottenheimer	1	13	13.0	13	0
Patriots	54	1247	23.1	63	0
Opponents	56	1068	19.1	47	0

Cappelletti: (23n) (47n) (50n,16G) (-)
 (47n,32G,29n) (46n,18n,32G) (39G,49n)
 (30n,30G,41n) (22n,50n,17G) (11G,36G,
 43n,45n,43G,38n,33n) (49n,30n) (37n,
 13G) (34n,34G) (10G,19G,27G).

Opponents: (35n) (16G) (25G,27n)
 (34n,16G,24G,13G) (24G,22G,22G)
 (12G,28G,28n) (38G,37n,32G,13G) (35n)
 (17G,41n,31n) (55n) (-) (22G) (-) (30n,
 48n,13G,19G).

Passing	Att	Cmp	Yards	Cmp%	Yds/Att	TD	TD%	Int	Int%	Lg	Sk/Yds	Rating
Taliaferro	331	160	2160	48.3	6.53	19	5.7	18	5.4	77	24/261	66.0
Hammond	6	2	31	33.3	5.17	0	0.0	0	0.0	18	0/0	51.4
Garrett	1	0	0	0.0	0.0	0	0.0	0	0.0	0	0/0	39.6
Patriots	338	162	2191	47.9	6.48	19	5.6	18	5.3	77	24/261	65.6
Opps.	348	203	2610	58.3	7.50	18	5.2	20	5.7	76t	22/159	75.5



1997 NEW ENGLAND PATRIOTS

1970 FINAL OFFENSIVE STATISTICS (2-12)

Head Coaches: Clive Rush (1-6)
John Mazur (1-6)

Fifth in AFC-East

Home Stadium: Harvard Stadium

Date W/L Score Opponent Attendance

9/20	W	27-14	Miami	32,607
9/27	L	21-31	NY Jets	36,040
10/04	L	6-14	Baltimore	38,235
10/11	L	10-23	at Kansas City	50,698
10/18	L	0-16	NY Giants	39,091
10/25	L	3-27	at Baltimore	60,240
11/01	L	10-45	Buffalo	31,148
11/08	L	0-31	at St. Louis	46,466
11/15	L	14-16	San Diego	30,597
11/22	L	3-17	at NY Jets	61,822
11/29	W	14-10	at Buffalo	31,427
12/06	L	20-37	at Miami	51,032
12/13	L	14-35	Minnesota	37,819
12/20	L	7-45	at Cincinnati	60,157

Team Statistics

	Pats	Opp
TOTAL FIRST DOWNS	184	242
By Rushing	63	115
By Passing	98	105
By Penalty	23	22
TOTAL NET YARDS	2626	4261
Avg. per Game	187.6	304.4
Total Offensive Plays	768	865
Avg. per Play	3.4	4.9
NET YARDS RUSHING	1040	2074
Total Rushing Plays	334	503
Avg. per Rush	3.1	4.1
Avg. per Game	74.3	148.1
NET YARDS PASSING	1586	2187
Avg. per Game	113.3	156.2
Sacks/Yards Lost	42/389	28/243
Gross Yards Passing	1975	2430
Att./Completions	392/176	334/177
Completion Pct.	44.9	53.0
Had Intercepted	28	8
PUNTS/AVERAGE	86/39.1	63/43.8
PENALTIES/YARDS	88/849	101/1096
FUMBLES/BALLS LOST	18/13	33/17
TOUCHDOWNS	18	44
Rushing	11	20
Passing	7	19
Returns	0	5

Score by Periods	1	2	3	4	OT	Total
Patriots	13	50	41	45	0	149
Opponents	92	131	55	83	0	361

SCORING

	TD	Ru	Pa	Rt	PAT	FG	S	TP
Nance	7	7	0	0	0	0	0	42
Cappelletti	0	0	0	0	12/13	6/15	0	30
Garrett	4	4	0	0	0	0	0	24
Sellers	4	0	4	0	0	0	0	24
Turner	2	0	2	0	0	0	0	12
Gogolak	0	0	0	0	5/5	2/7	0	11
Knief	1	0	1	0	0	0	0	6
PATRIOTS	18	11	7	0	17/18	8/22	0	149
Opponent	44	20	19	5	44/44	17/28	1	361

Field Goals

	1-19	20-29	30-39	40-49	50+
Cappelletti	2/3	3/4	0/2	1/5	0/1
Gogolak	1/1	0/0	1/2	0/3	0/1
Patriots	3/4	3/4	1/4	1/8	0/2
Opponents	4/4	4/7	5/6	4/8	0/3

Cappelletti: (41G, 50n, 22G) (40n) (44n, 13G, 23b, 47n, 25G) (25G) (14n) (-) (-) (-) (-) (35n, 9G) (-) (49b, 39b) (-) (-).

Gogolak: (-) (-) (-) (-) (-) (15G, 40n, 47n) (34n, 32G) (48b) (-) (50n) (-) (-) (-) (-).

Rushing	No	Yds	Avg	Lg	TD
Nance	145	522	3.6	21	7
Garrett	88	272	3.1	26	4
Lawson	56	99	1.8	15	0
Kapp	20	71	3.6	14	0
Blanks	13	44	3.4	12	0
Ray	5	13	2.6	4	0
Taliaferro	3	11	3.7	6	0
Gladieux	4	8	2.0	8	0
Patriots	334	1040	3.1	26	11
Opponents	503	2074	4.1	56t	20

Receiving	No	Yds	Avg	Lg	TD
Sellers	38	550	14.5	48	4
Turner	28	428	15.3	43	2
Garrett	26	216	8.3	29	0
Nance	26	148	5.7	16	0
Brown	15	145	9.7	22	0
Beer	11	150	13.6	25	0
Lawson	11	113	10.3	19	0
Frazier	9	86	9.6	16	0
Blanks	5	49	9.8	18	0
Rademacher	4	51	12.8	16	0
Knief	3	39	13.0	22t	1
Patriots	176	1975	11.2	48	7
Opponents	177	2430	13.7	60t	19

Interceptions	No	Yds	Avg	Lg	TD
Johnson	2	51	25.5	42	0
McMahon	1	72	72.0	72	0
Philpott	1	23	23.0	23	0
Scott	1	18	18.0	18	0
Bramlett	1	16	16.0	16	0
Webb	1	2	2.0	2	0
Williamson	1	2	2.0	2	0
Patriots	8	184	23.0	72	0
Opponents	28	302	10.8	59t	2

Punting	No	Yds	Avg	Lg	Blk
Janik	86	3364	39.1	57	1
Patriots	86	3364	39.1	57	1
Opp.	63	2758	43.8	67	0

Punt Returns	No	FC	Yds	Avg	Lg	TD
Garrett	17	0	168	9.9	62	0
Blanks	9	4	83	9.2	22	0
Carwell	3	0	48	16.0	45	0
Johnson	2	3	6	3.0	6	0
Lawson	1	1	0	0.0	0	0
Gladieux	0	1	0	0.0	0	0
Patriots	32	9	305	9.5	62	0
Opponents	42	16	303	7.2	54	0

Kick Returns	No	Yds	Avg	Lg	TD
Lawson	25	546	21.8	52	0
Garrett	24	511	21.3	30	0
Blanks	7	152	21.7	29	0
Carwell	1	30	30.0	30	0
Whittingham	1	24	24.0	24	0
Schottenheimer	1	8	8.0	8	0
Beer	1	4	4.0	4	0
Beverly	1	0	0.0	0	0
Brown	1	0	0.0	0	0
Patriots	62	1275	20.6	56	0
Opponents	41	841	20.5	96t	2

Opponents: (22n) (25G) (35n) (42G, 44G, 50n, 24G) (14G, 18G, 50n, 22G) (12G, 48G) (20G, 47n) (43G) (45n, 25n, 23n) (37G, 50n, 43n) (37G) (15G, 39G, 30G) (40n) (37G)

Passing	Att	Cmp	Yards	Cmp%	Yds/Att	TD	TD%	Int	Int%	Lg	Sk/Yds	Rating
Kapp	219	98	1104	44.7	5.04	3	1.4	17	7.8	48	27/231	32.5
Taliaferro	173	78	871	45.1	5.03	4	2.3	11	6.4	45	15/158	41.6
Patriots	392	176	1975	44.9	5.04	7	1.8	28	7.1	48	42/389	36.9
Opps.	334	177	2430	53.0	7.28	19	5.7	8	2.4	60t	28/243	85.6



1971 FINAL OFFENSIVE STATISTICS (6-8)

Head Coach: John Mazur (6-8)

Third in AFC-East

Home Stadium: Schaefer Stadium

Date W/L Score Opponent Attendance

9/19	W	20-6	Oakland	55,405
9/26	L	7-34	Detroit	61,054
10/03	L	3-23	Baltimore	61,232
10/10	W	20-0	NY Jets	61,357
10/17	L	3-41	at Miami	58,822
10/24	L	21-24	at Dallas	65,708
10/31	L	10-27	at San Francisco	45,092
11/07	W	28-20	Houston	53,155
11/14	W	38-33	Buffalo	57,446
11/21	L	7-27	at Cleveland	65,238
11/28	L	20-27	at Buffalo	27,166
12/05	W	34-13	Miami	61,457
12/12	L	6-13	at NY Jets	63,175
12/19	W	21-17	at Baltimore	57,942

Team Statistics

	Pats	Opp
TOTAL FIRST DOWNS	190	237
By Rushing	85	106
By Passing	94	111
By Penalty	11	20
Third Down: Made/Att.	72/198	81/208
Third Down: Eff.	36.3	38.9
TOTAL NET YARDS	3556	4072
Avg. per Game	254.0	290.9
Total Offensive Plays	786	856
Avg. per Play	4.5	4.8
NET YARDS RUSHING	1669	1918
Total Rushing Plays	419	481
Avg. per Rush	4.0	4.0
Avg. per Game	119.2	137.0
NET YARDS PASSING	1887	2154
Avg. per Game	134.8	153.9
Sacked/Yards Lost	36/319	25/249
Gross Yards Passing	2206	2403
Att./Completions	330/159	350/170
Completion Pct.	48.2	48.6
Had Intercepted	16	15
PUNTS/AVERAGE	87/37.3	66/38.8
PENALTIES/YARDS	67/657	60/559
FUMBLES/BALLS LOST	26/16	35/14
TOUCHDOWNS	29	35
Rushing	7	14
Passing	19	16
Returns	3	5

Score by Periods 1 2 3 4 OT Total

Patriots 41 64 69 64 0 238

Opponents 82 105 54 84 0 325

SCORING	TD	Ru	Pa	Rt	PAT	FG	S	TP
Gogolak	0	0	0	0	28/28	12/210	64	
Vataha	9	0	9	0	0	0	54	
Nance	5	5	0	0	0	0	30	
Beer	3	0	3	0	0	0	18	
Sellers	3	0	3	0	0	0	18	
Moss	2	0	1	1	0	0	12	
Garrett	2	1	1	0	0	0	12	
Bryant	1	0	1	0	0	0	6	
Maitland	1	1	0	0	0	0	6	
Carwell	1	0	0	1	0	0	6	
Crabtree	1	0	1	0	0	0	6	
Outlaw	1	0	0	1	0	0	6	
Team	0	0	0	0	0/1	0	0	0
Patriots	29	7	19	3	28/29	12/21	0	238
Opponent	35	14	16	5	34/35	27/36	0	325

Field Goals 1-19 20-29 30-39 40-49 50+

Gogolak 1/1 1/3 6/7 3/7 1/3

Patriots 1/1 1/3 6/7 3/7 1/3

Opponents 8/9 4/5 5/6 9/14 1/2

Passing	Att	Cmp	Yards	Cmp%	Yds/Att	TD	TD%	Int	Int%	Lg	Sk/Yds	Rating
Plunkett	328	158	2158	48.2	6.58	19	5.8	16	4.9	88t	36/319	68.6
Gladieux	2	1	48	50.0	24.0	0	0.0	0	0.0	48	0/0	95.8
Patriots	330	159	2206	48.2	6.68	19	5.8	16	4.8	88t	36/319	69.4
Opps.	350	170	2403	48.6	6.87	16	4.6	15	4.3	74t	25/249	69.8

Rushing	No	Yds	Avg	Lg	TD
Garrett	181	784	4.3	38	1
Nance	129	463	3.6	50t	5
Plunkett	45	210	4.7	16	0
Gladieux	37	175	4.7	31	0
Maitland	13	25	1.9	6	1
Lawson	8	8	1.0	6	0
Bryant	4	1	0.3	1	0
Crabtree	2	11	5.5	18	0
Neville	0	-8	-	-8	0
Patriots	419	1669	4.0	50t	7
Opponents	481	1918	4.0	56t	14

Receiving	No	Yds	Avg	Lg	TD
Vataha	51	872	17.1	88t	9
Garrett	22	265	12.0	80t	1
Nance	18	95	5.3	12	0
Sellers	14	222	15.9	49	3
Bryant	14	212	15.1	48	1
Beer	12	191	15.9	31t	3
Moss	9	124	13.8	20t	1
Crabtree	9	120	13.3	31t	1
Gladieux	6	60	10.0	25	0
Rucker	2	24	12.0	19	0
Sykes	1	15	15.0	15	0
Maitland	1	6	6.0	6	0
Patriots	159	2206	13.9	88t	19
Opponents	170	2403	14.1	74t	16

Interceptions	No	Yds	Avg	Lg	TD
Carwell	5	72	14.4	53t	1
Kiner	4	25	6.3	14	0
Outlaw	3	89	29.7	60t	1
Beverly	2	19	9.5	19	0
Cheyunski	1	24	24.0	24	0
Patriots	15	229	15.3	60t	2
Opponents	16	157	9.8	25t	1

Punting	No	Yds	Avg	Lg	Blk
Janik	87	3249	37.3	58	0
Patriots	87	3249	37.3	58	0
Opp.	66	2564	38.8	64	1

Punt Returns	No	FC	Yds	Avg	Lg	TD
Bryant	10	1	24	2.4	16	0
Garrett	8	2	124	15.5	50	0
Harris	5	1	19	3.8	9	0
Gladieux	4	8	0	0.0	0	0
Gardin	4	5	14	3.5	5	0
Patriots	31	17	181	5.8	50	0
Opponents	36	31	279	7.8	68t	1

Kick Returns	No	Yds	Avg	Lg	TD
Garrett	24	538	22.4	37	0
Gardin	14	321	22.9	34	0
Bryant	10	252	25.2	45	0
Gladieux	6	85	14.2	20	0
Lawson	2	47	23.5	25	0
Rucker	2	45	22.5	21	0
Maitland	2	40	20.0	21	0
Mallory	1	19	19.0	19	0
Hagen	1	7	7.0	7	0
Janik	1	0	0.0	0	0
Webb	1	0	0.0	0	0
Patriots	64	1354	21.2	45	0
Opponents	49	1427	29.1	94t	1

Gogolak: (46G,22G) (-) (34G,46b,46n) (36n,53n) (51G) (-) (51n,48n,32G) (25n) (38G) (20b) (40G,17G) (37G,35G) (34G,47G) (47b).

Opponents: (21n) (23G,27G) (42G, 41G,50G) (-) (34G,46n,42G) (16G,17G, 45n,12G) (35G,41G,40n) (25G,41G,37n) (17G,48G,17G,12G) (34G,15n,31G) (51n,48G,41G) (26G,30G) (16G,42n, 42G) (12G,40n).



1997 NEW ENGLAND PATRIOTS

1972 FINAL OFFENSIVE STATISTICS (3-11)

Head Coaches: John Mazur (2-7)
Phil Bengston (1-4)

Fifth in AFC-East

Home Stadium: Schaefer Stadium

Date	W/L	Score	Opponent	Attendance
9/17	L	7-31	Cincinnati	60,999
9/24	W	21-20	Atlanta	60,999
10/01	W	24-23	Washington	60,999
10/08	L	14-38	at Buffalo	41,749
10/15	L	13-41	NY Jets	60,999
10/22	L	3-33	at Pittsburgh	46,081
10/29	L	10-34	at NY Jets	62,867
11/06	L	17-24	Baltimore	60,999
11/12	L	0-52	at Miami	80,010
11/19	L	24-27	Buffalo	60,999
11/26	L	0-31	at Baltimore	54,907
12/03	L	21-37	Miami	60,999
12/10	W	17-10	at New Orleans	64,889
12/17	L	21-45	at Denver	51,656

Team Statistics	Pats	Opp
TOTAL FIRST DOWNS	236	289
By Rushing	89	144
By Passing	126	124
By Penalty	24	21
Third Down: Md/Att.	66/188	96/192
Third Down: Eff.	35.1	50.0
TOTAL NET YARDS	3647	5248
Avg. per Game	260.5	374.9
Total Offensive Plays	840	888
Avg. per Play	4.3	5.9
NET YARDS RUSHING	1532	2717
Total Rushing Plays	386	548
Avg. per Rush	4.0	5.0
Avg. per Game	109.4	194.1
NET YARDS PASSING	2127	2522
Avg. per Game	151.9	180.1
Sacked/Yards Lost	44/452	15/101
Gross Yards Passing	2579	2623
Att./Completions	412/198	325/174
Completion Pct.	48.1	53.5
Had Intercepted	28	10
PUNTS/AVERAGE	75/38.1	48/40.4
PENALTIES/YARDS	66/761	88/862
FUMBLES/BALLS LOST	26/10	22/12
TOUCHDOWNS	24	54
Rushing	13	27
Passing	10	24
Returns	1	3

Score by Periods	1	2	3	4	OT	Total
Patriots	20	55	44	73	0	192
Opponents	66	165	117	98	0	446

SCORING	TD	Ru	Pa	Rt	PAT	FG	S	TP
Garrett	5	5	0	0	0	0	0	30
Gogolak	0	0	0	0	9/9	6/8	0	27
Ashton	4	3	1	0	0	0	0	24
Walker	0	0	0	0	15/15	2/8	0	21
Dowling	3	3	0	0	0	0	0	18
Rucker	3	0	3	0	0	0	0	18
T. Reynolds	2	0	2	0	0	0	0	12
Tarver	2	1	1	0	0	0	0	12
Vataha	2	0	2	0	0	0	0	12
Carwell	1	0	0	1	0	0	0	6
Plunkett	1	1	0	0	0	0	0	6
Windsor	1	0	1	0	0	0	0	6
PATRIOTS	24	13	10	1	24/24	8/16	0	192
Opponent	54	27	24	3	54/54	22/36	1	446

Field Goals	1-19	20-29	30-39	40-49	50+
Walker	0/0	0/0	2/4	0/3	0/1
Gogolak	1/1	2/3	2/2	1/1	0/1
Patriots	1/1	2/3	4/6	1/4	0/2
Opponents	6/8	3/4	10/13	3/8	0/3

Passing	Att	Cmp	Yards	Cmp%	Yds/Att	TD	TD%	Int	Int%	Lg	Sk/Yds	Rating
Plunkett	355	169	2196	47.6	6.19	8	2.3	25	7.0	62	39/385	46.1
Dowling	54	29	383	53.7	7.09	2	3.7	1	1.9	42	4/63	80.8
Garrett	1	0	0	0.0	0.0	0	0.0	1	100.0	0	1/4	--
Gladieux	1	0	0	0.0	0.0	0	0.0	1	100.0	0	0/0	--
Studstill	1	0	0	0.0	0.0	0	0.0	0	0.0	0	0/0	--
Patriots	412	198	2579	48.1	6.26	10	2.4	28	6.8	62	44/452	47.9
Opps.	326	175	2634	53.7	8.08	23	7.1	10	3.1	62	15/101	91.2

Rushing	No	Yds	Avg	Lg	TD
Ashton	128	546	4.3	35	3
Garrett	131	488	3.7	41t	5
Tarver	42	132	3.1	18	1
Plunkett	36	230	6.4	21	1
Gladieux	24	56	2.3	11	0
Maitland	13	33	2.5	6	0
Dowling	7	35	5.0	11	3
Rucker	3	5	1.7	8	0
Studstill	1	11	11.0	11	0
Windsor	1	-4	-4.0	-4	0
Patriots	386	1532	4.0	41t	13
Opponents	548	2717	5.0	47	27

Receiving	No	Yds	Avg	Lg	TD
Rucker	44	681	15.5	62	3
Windsor	33	383	11.6	24	1
Garrett	30	410	13.7	43	0
Vataha	25	369	14.8	44	2
Ashton	22	207	9.4	24	1
Gladieux	19	192	10.1	31	0
Tarver	11	112	10.2	22	1
T. Reynolds	8	152	19.0	36t	2
Maitland	4	33	8.3	9	0
Beer	2	40	20.0	21	0
Patriots	198	2579	13.0	62	10
Opponents	174	2623	15.1	62	24

Interceptions	No	Yds	Avg	Lg	TD
Jackson	4	133	33.3	55	0
Harris	3	45	15.0	32	0
Hoey	1	25	25.0	25	0
Blanchard	1	20	20.0	20	0
Carwell	1	0	0.0	0	0
Patriots	10	223	22.3	55	0
Opponents	28	490	17.5	61	2

Punting	No	Yds	Avg	Lg	Blk
Studstill	75	2859	38.1	57	1
Patriots	75	2859	38.1	57	1
Opp.	48	1937	40.4	60	0

Punt Returns	No	FC	Yds	Avg	Lg	TD
Garrett	6	0	36	6.0	27	0
Carwell	5	1	2	0.4	4	0
Harris	4	3	5	1.3	5	0
Gladieux	2	4	-6	-3.0	-6	0
Patriots	17	8	37	2.2	27	0
Opponents	34	24	366	10.8	59	1

Kick Returns	No	Yds	Avg	Lg	TD
Garrett	16	410	25.6	49	0
Ashton	15	309	20.6	31	0
Hoey	9	210	23.3	30	0
Rucker	8	227	28.4	43	0
Matthews	3	74	24.7	29	0
Maitland	3	48	16.0	19	0
Beer	1	15	15.0	15	0
Patriots	55	1293	23.5	49	0
Opponents	32	784	24.5	73	0

Gogolak: (-) (-) (23G,42n) (-) (36G,25G,50b) (16G) (20G) (36G) (-) (-) (-) (-) (-) (-).
Walker: (-) (-) (-) (-) (-) (-) (-) (-) (-) (-).
(39n,36G) (48b) (40n,51n) (30n,36G) (-).

Opponents: (38G,51b) (38G,21G,32b,10n) (27n,50n) (11G) (37G,37G) (19G,22G,35G,33G,32n) (21G,39n,31G) (9G,52n,18n) (16G,49n,48b) (44G,45G) (40G,45n) (36G,10G,18G) (40n,30G,45n) (35G).



1973 FINAL OFFENSIVE STATISTICS (5-9)

Head Coach: Chuck Fairbanks (5-9)

Third in AFC-East

Home Stadium: Schaefer Stadium

Date W/L Score Opponent Attendance

9/16	L	13-31	Buffalo	56,114
9/23	L	7-10	Kansas City	57,918
9/30	L	23-44	at Miami	80,047
10/07	W	24-16	Baltimore	57,044
10/14	L	7-9	NY Jets	58,659
10/21	W	13-10	at Chicago	55,701
10/28	L	14-30	Miami	61,279
11/04	L	23-24	at Philadelphia	65,070
11/11	L	13-33	at NY Jets	60,737
11/18	W	33-24	Green Bay	61,279
11/25	W	32-0	at Houston	27,344
12/02	W	30-14	San Diego	58,150
12/09	L	13-37	at Buffalo	75,841
12/16	L	13-18	at Baltimore	52,065

Team Statistics

	Pats	Opp
TOTAL FIRST DOWNS	237	215
By Rushing	97	142
By Passing	122	67
By Penalty	18	6
Third Down: Md/Att.	73/192	69/185
Third Down: Eff.	38.0	37.3
TOTAL NET YARDS	3843	4188
Avg. per Game	274.5	299.1
Total Offensive Plays	871	832
Avg. per Play	4.4	5.0
NET YARDS RUSHING	1612	2850
Total Rushing Plays	454	560
Avg. per Rush	3.6	5.1
Avg. per Game	115.1	203.6
NET YARDS PASSING	2231	1338
Avg. per Game	159.4	95.6
Sacked/Yards Lost	37/350	32/262
Gross Yards Passing	2581	1600
Att./Completions	380/195	240/134
Completion Pct.	51.3	55.8
Had Intercepted	17	13
PUNTS/AVERAGE	61/37.7	62/40.5
PENALTIES/YARDS	50/550	77/693
FUMBLES/BALLS LOST	51/25	27/18
TOUCHDOWNS	31	32
Rushing	15	16
Passing	13	11
Returns	3	5

Score by Periods	1	2	3	4	OT	Total
Patriots	48	69	74	67	0	258
Opponents	57	86	77	80	0	300

SCORING	TD	Ru	Pa	Rt	PAT	FG	S	TP
White	0	0	0	0	21	25/14	25/0	63
Plunkett	5	5	0	0	0	0	0	30
Cunningham	5	4	1	0	0	0	0	30
Herron	4	2	1	1	0	0	0	24
Tarver	4	4	0	0	0	0	0	24
Windsor	4	0	4	0	0	0	0	24
Rucker	3	0	3	0	0	0	0	18
Vataha	3	0	2	1	0	0	0	18
Stingley	2	0	2	0	0	0	0	12
Bell	0	0	0	0	4/5	1/4	0	7
Foster	1	0	0	1	0	0	0	6
Kiner	0	0	0	0	0	0	1	2
Team	0	0	0	0	0/1	0	0	0
Patriots	31	15	13	3	25/31	15/29	1	258
Opponent	32	16	11	5	26/32	30/32	0	300

Field Goals	1-19	20-29	30-39	40-49	50+
White	6/8	2/3	3/5	3/7	0/2
Bell	0/0	0/0	1/3	0/0	0/1
Patriots	6/8	2/3	4/8	3/7	0/3
Opponents	3/3	6/7	12/14	5/8	0/0

Passing	Att	Cmp	Yards	Cmp%	Yds/Att	TD	TD%	Int	Int%	Lg	Sk/Yds	Rating
Plunkett	376	193	2550	51.3	6.78	13	3.5	17	4.5	64	37/350	66.0
Shiner	4	2	31	50.0	7.75	0	0.0	0	0.0	23	0/0	76.1
Patriots	380	195	2581	51.3	6.79	13	3.4	17	4.5	64	37/350	57.3
Opps.	240	134	1600	55.8	6.67	11	4.6	13	5.4	50	32/262	69.2

Rushing	No	Yds	Avg	Lg	TD
Cunningham	155	516	3.3	25	4
Tarver	72	321	4.5	28	4
Ashton	93	305	3.3	34	0
Plunkett	44	209	4.8	20	5
Herron	61	200	3.3	17	2
Stingley	6	64	10.7	19	0
McCall	10	15	1.5	14	0
B. Adams	2	7	3.5	4	0
Gipson	5	-1	-0.2	4	0
Rucker	2	-1	-0.5	0	0
Welch	1	-2	-2.0	-2	0
Windsor	1	-6	-6.0	-6	0
Vataha	2	-15	-7.5	-11	0
Patriots	454	1612	3.6	34	15
Opponents	560	2850	5.1	80	16

Receiving	No	Yds	Avg	Lg	TD
Rucker	53	743	14.0	64	3
Windsor	23	348	15.1	36	4
Stingley	23	339	14.7	25	2
Vataha	20	341	17.1	48	2
Herron	18	265	14.7	29	1
Cunningham	15	144	9.6	34	1
B. Adams	14	197	14.1	30	0
Ashton	11	113	10.3	51	0
Tarver	9	51	5.7	13	0
Welch	6	22	3.7	8	0
McCall	3	18	6.0	14	0
Patriots	195	2581	13.2	64	13
Opponents	134	1600	11.9	50	11

Interceptions	No	Yds	Avg	Lg	TD
Bolton	6	65	10.8	56	0
Durko	3	26	8.7	16	0
Anderson	2	3	1.5	3	0
Acks	1	11	11.0	11	0
Jackson	1	0	0.0	0	0
Patriots	13	105	8.1	56	0
Opponents	17	285	16.8	47	1

Punting	No	Yds	Avg	Lg	Blk
Barnes	55	2134	38.8	53	0
White	6	163	27.1	51	0
Patriots	61	2297	37.7	53	0
Opp.	62	2509	40.5	58	1

Punt Returns	No	FC	Yds	Avg	Lg	TD
Herron	27	8	282	10.4	54	0
Stingley	3	2	21	7.0	16	0
Durko	3	2	21	7.0	15	0
Patriots	33	12	324	9.8	54	0
Opponents	29	23	154	5.3	27	0

Kick Returns	No	Yds	Avg	Lg	TD
Herron	41	1092	26.6	92	1
Stingley	6	143	23.8	29	0
Rucker	5	103	20.6	43	0
McCall	2	17	8.5	17	0
Tarver	1	17	17.0	17	0
Windsor	1	0	0.0	0	0
Hannah	1	0	0.0	0	0
Patriots	57	1372	24.1	92	1
Opponents	40	963	24.1	90	1

Bell: (53n) (30n) (33b,36G); **White:** (40G,18b) (34n) (32G,11G,43n) (-) (49n, 33G,43n,18n,47b) (-) (19G,21G,26G, 18G) (48G,26,51,36G,46G) (11G) (14G, 12G) (52n,36n).
Opponents: (44n,48G) (33G,33n,39b) (40G,36G,40G) (38G,27G,38G) (40G, 39G,22G) (30G) (25G,38G,23G) (12G) (44G,22G,28G,39G) (33G,20n) (43b) (47b) (34G,34G,19G) (16G,32G).



1997 NEW ENGLAND PATRIOTS

1974 FINAL OFFENSIVE STATISTICS (7-7)

Head Coach: Chuck Fairbanks (7-7)

Tied for Third in AFC-East

Home Stadium: Schaefer Stadium

Date	W/L	Score	Opponent	Attendance
9/15	W	34-24	Miami	55,006
9/22	W	28-20	at Giants	49,267
9/29	W	20-14	LA Rams	61,279
10/06	W	42-3	Baltimore	59,502
10/13	W	24-0	at NY Jets	61,400
10/20	L	28-30	at Buffalo	80,020
10/27	W	17-14	at Minnesota	48,497
11/03	L	28-29	Buffalo	61,279
11/10	L	14-21	Cleveland	61,279
11/17	L	16-21	NY Jets	61,279
11/24	W	27-17	at Baltimore	38,971
12/01	L	26-41	at Oakland	54,020
12/08	L	17-21	Steelers	61,279
12/15	L	27-34	Miami	79,420

Team Statistics	Pats	Opp
TOTAL FIRST DOWNS	255	240
By Rushing	123	100
By Passing	113	129
By Penalty	19	11
Third Down: Md/Att.	96/202	73/192
Third Down: Eff.	47.5	38.0
TOTAL NET YARDS	4474	4067
Avg. per Game	319.6	290.5
Total Offensive Plays	900	879
Avg. per Play	5.0	4.6
NET YARDS RUSHING	2134	1587
Total Rushing Plays	520	467
Avg. per Rush	4.1	3.4
Avg. per Game	152.4	113.4
NET YARDS PASSING	2340	2480
Avg. per Game	167.1	177.1
Sacked/Yards Lost	21/174	38/294
Gross Yards Passing	2514	2774
Att./Completions	359/177	374/210
Completion Pct.	49.3	56.1
Had Intercepted	23	24
PUNTS/AVERAGE	71/36.2	75/38.4
PENALTIES/YARDS	87/843	76/642
FUMBLES/BALLS LOST	26/15	29/14
TOUCHDOWNS	43	37
Rushing	21	16
Passing	19	17
Returns	3	4

Score by Periods	1	2	3	4	OT	Total
Patriots	86	116	64	82	0	348
Opponents	68	92	49	8	0	289

SCORING	TD	Ru	Pa	Rt	PAT	FG	S	TP
Smith	0	0	0	0	42/43	16/22	0	90
Herron	12	7	5	0	0	0	0	72
Cunningham	11	9	2	0	0	0	0	66
Rucker	4	0	4	0	0	0	0	24
Vataha	3	0	3	0	0	0	0	18
Plunkett	2	2	0	0	0	0	0	12
Stingley	2	1	1	0	0	0	0	12
Tarver	2	2	0	0	0	0	0	12
Geddes	1	0	0	1	0	0	0	6
Hannah	1	0	0	1	0	0	0	6
Marshall	1	0	1	0	0	0	0	6
Sanders	1	0	0	1	0	0	0	6
Schubert	1	0	1	0	0	0	0	6
Tanner	1	0	1	0	0	0	0	6
Windsor	1	0	1	0	0	0	0	6
PATRIOTS	43	21	19	3	42/43	16/22	0	348
Opponent	37	16	17	4	32/37	11/18	1	289

Field Goals	1-19	20-29	30-39	40-49	50+
Smith	0/0	6/7	8/10	2/5	0/0
Patriots	0/0	6/7	8/10	2/5	0/0
Opponents	0/0	5/5	2/4	4/9	0/0

Passing	Att	Cmp	Yards	Cmp%	Yds/Att	TD	TD%	Int	Int%	Lg	Sk/Yds	Rating
Plunkett	352	173	2457	49.1	6.98	19	5.4	22	6.3	69t	21/174	63.8
Shiner	6	3	37	50.0	6.17	0	0.0	1	16.7	18	0/0	29.9
Graff	1	1	20	100.0	20.0	0	0.0	0	0.0	20	0/0	118.0
Patriots	359	177	2514	49.3	7.00	19	5.3	23	6.4	69t	21/174	63.3
Opps.	374	210	2774	56.1	7.42	17	4.5	24	6.4	67t	38/294	68.1

Rushing	No	Yds	Avg	Lg	TD
Herron	231	824	3.6	28	7
Cunningham	166	811	4.9	75t	9
Plunkett	30	161	5.4	37	2
Tarver	41	101	2.5	18	2
Ashton	26	99	3.8	22	0
Stingley	5	63	12.6	23t	1
Wilson	15	57	3.8	12	0
Vataha	3	21	7.0	24	0
Hinton	1	1	1.0	1	0
Johnson	2	-4	-2.0	-2	0
Patriots	520	2134	4.1	75t	21
Opponents	467	1587	3.4	34	16

Receiving	No	Yds	Avg	Lg	TD
Herron	38	474	12.5	18	5
Rucker	27	436	16.1	69t	4
Vataha	25	561	22.4	59t	3
Cunningham	22	214	9.7	37	2
Adams, B.	17	244	14.4	24	0
Windsor	12	127	10.6	20	1
Stingley	10	139	13.9	20t	1
Tarver	9	37	4.1	12	0
Johnson	8	147	18.4	34	0
Wilson	3	38	12.7	23	0
Hinton	2	36	18.0	20	0
Tanner	2	23	11.5	21	1
Schubert	1	21	21.0	21t	1
Marshall	1	17	17.0	17t	1
Patriots	177	2514	14.2	69t	19
Opponents	210	2774	13.2	67t	17

Interceptions	No	Yds	Avg	Lg	TD
Bolton	7	18	2.6	10	0
Sanders	5	57	11.4	23t	1
Hunt	3	66	22.0	27	0
McCray	3	61	20.3	33	0
Mildren	3	51	17.0	41	0
Geddes	2	32	16.0	29t	1
King	1	9	9.0	9	0
Patriots	24	294	12.3	41	2
Opponents	23	331	14.4	72t	2

Punting	No	Yds	Avg	Lg	Blk
Barnes	45	1604	35.6	50	0
Chapple	26	967	37.2	57	0
Patriots	71	2571	36.2	57	0
Opp.	75	2882	38.4	59	0

Punt Returns	No	FC	Yds	Avg	Lg	TD
Herron	35	4	517	14.8	66	0
Schubert	3	2	15	5.0	11	0
Durko	1	1	1	1.0	1	0
Hinton	1	0	0	0.0	0	0
Johnson	0	3	0	0.0	0	0
Sanders	0	1	0	0.0	0	0
Patriots	40	11	533	13.3	66	0
Opponents	41	5	314	7.7	42	0

Kick Returns	No	Yds	Avg	Lg	TD
Herron	28	629	18.0	62	0
Johnson	15	303	20.2	41	0
Schubert	5	112	22.4	32	0
Hinton	3	83	27.7	53	0
Wilson	2	33	16.5	18	0
Tanner	2	17	8.5	17	0
Hunt	1	21	21.0	21	0
Durko	1	0	0.0	0	0
Smith, D.	1	0	0.0	0	0
Patriots	58	1198	20.7	62	0
Opponents	64	1678	26.2	88t	1

Smith: (21G,21n,26G) (30n) (39G,23G) (-) (37G) (-) (37G) (47n,46b) (-) (32G, 34n,44G,35G) (33G,28G) (22G,35G) (20G,44n) (46G,34G).

Opponents: (33G) (-) (41b) (31n,27G) (-) (35G) (43n,34n) (45G,20G,46n,447G) (-) (-) (48n,25G) (-) (40G,27G,47n) (28G, 40G).



1975 FINAL OFFENSIVE STATISTICS (3-11)

Head Coach: Chuck Fairbanks (3-11)

Fifth in AFC-East

Home Stadium: Schaefer Stadium

Date W/L Score Opponent Attendance

9/21	L	0-7	Houston	54,212
9/28	L	14-22	Miami	61,279
10/5	L	7-36	at NY Jets	61,415
10/12	L	10-27	at Cincinnati	55,856
10/19	W	21-10	Baltimore	56,844
10/26	W	24-16	San Francisco	60,691
11/02	L	17-24	at St. Louis	47,263
11/09	W	33-19	at San Diego	26,090
11/16	L	31-34	Dallas	61,279
11/23	L	31-45	at Buffalo	69,207
12/01	L	7-20	at Miami	68,480
12/07	L	28-30	NY Jets	57,539
12/14	L	14-34	Buffalo	59,646
12/21	L	21-34	at Baltimore	50,801

Team Statistics

	Pats	Opp
TOTAL FIRST DOWNS	253	254
By Rushing	94	118
By Passing	133	120
By Penalty	26	16
Third Down: Md/Att.	82/195	90/216
Third Down: Eff.	42.1	41.7
TOTAL NET YARDS	4283	4464
Avg. per Game	305.9	318.9
Total Offensive Plays	912	956
Avg. per Play	4.7	4.7
NET YARDS RUSHING	1845	2220
Total Rushing Plays	472	555
Avg. per Rush	3.9	4.0
Avg. per Game	131.8	158.6
NET YARDS PASSING	2438	2244
Avg. per Game	174.1	160.3
Sacked/Yards Lost	39/330	33/271
Gross Yards Passing	2768	2515
Att./Completions	401/193	368/213
Completion Pct.	48.1	57.9
Had Intercepted	28	13
PUNTS/AVERAGE	83/38.8	77/39.5
PENALTIES/YARDS	89/719	103/759
FUMBLES/BALLS LOST	43/22	31/16
TOUCHDOWNS	33	42
Rushing	14	20
Passing	16	18
Returns	3	4

Score by Periods 1 2 3 4 OT Total

Patriots 37 107 38 76 0 258

Opponents 67 77 110 104 0 358

SCORING TD Ru Pa Rt PAT FG S TP

Smith	0	0	0	0	33/33	9/17	0	60
Cunningham	8	6	2	0	0	0	0	48
Vataha	6	0	6	0	0	0	0	36
Francis	4	0	4	0	0	0	0	24
Johnson	4	3	1	0	0	0	0	24
Grogan	3	3	0	0	0	0	0	18
Calhoun	2	1	1	0	0	0	0	12
Stingley	2	0	2	0	0	0	0	12
Carter	1	0	0	1	0	0	0	6
Hamilton	1	0	0	1	0	0	0	6
Howard	1	0	0	1	0	0	0	6
Plunkett	1	1	0	0	0	0	0	6
Patriots	33	14	16	3	33/33	9/17	0	258
Opponent	42	20	18	4	37/42	23/35	0	358

Field Goals 1-19 20-29 30-39 40-49 50+

Smith	1/1	1/1	5/6	2/8	0/1
Patriots	1/1	1/1	5/6	2/8	0/1
Opponents	1/1	11/11	6/10	5/13	0/0

Passing	Att	Cmp	Yards	Cmp%	Yds/Att	TD	TD%	Int	Int%	Lg	Sk/Yds	Rating
Grogan	274	139	1976	50.7	7.21	11	4.0	18	6.6	62t	22/297	60.2
Plunkett	92	36	571	39.1	6.21	3	3.3	7	7.6	76	13/89	39.9
Graff	35	18	221	51.4	6.31	2	5.7	3	8.6	31t	4/34	54.4
Patriots	401	193	2768	48.1	6.90	16	4.0	28	7.0	76	39/330	55.1
Opps.	368	213	2515	57.9	6.83	18	4.9	13	3.5	77t	33/271	80.5

Rushing	No	Yds	Avg	Lg	TD
Cunningham	169	666	3.9	17	6
Johnson	117	488	4.2	66t	3
Herron	61	274	4.5	53	0
Grogan	30	110	3.7	14	3
Calhoun	23	104	4.5	38t	1
Carter	22	95	4.3	19	0
McQuay	33	47	1.4	9	0
Stingley	6	39	6.5	21	0
Dressler	3	8	2.7	6	0
Plunkett	4	7	1.8	5	1
Vataha	1	4	4.0	4	0
Graff	2	2	1.0	2	0
Anderson	1	1	1.0	1	0
Patriots	472	1845	3.9	66t	14
Opponents	555	2220	4.0	63t	20

Receiving	No	Yds	Avg	Lg	TD
Vataha	46	720	15.7	47	6
Francis	35	636	18.2	48	4
Cunningham	32	253	7.9	24	2
Johnson	26	294	11.3	29	1
Stingley	21	378	18.0	45	2
Burks	6	158	26.3	76	0
Windsor	6	57	9.5	12	0
Calhoun	5	111	22.2	62t	1
Herron	5	50	10.0	19	0
Wright	4	46	11.5	20	0
McQuay	4	27	6.8	16	0
Carter	2	39	19.5	26	0
Dressler	1	-1	-1.0	-1	0
Patriots	193	2768	14.3	76	16
Opponents	213	2515	11.8	77t	18

Interceptions	No	Yds	Avg	Lg	TD
Bolton	5	33	6.6	15	0
Howard	3	52	17.3	44t	1
Nelson	2	8	4.0	4	0
Reilly	1	54	54.0	54	0
Sanders	1	18	18.0	18	0
Webster	1	0	0.0	0	0
Patriots	13	165	12.7	54	1
Opponents	28	388	13.9	58	1

Punting	No	Yds	Avg	Lg	Blk
Patrick	83	3223	38.8	62	0
Patriots	83	3223	38.8	62	0
Opp.	77	3042	39.5	65	1

Punt Returns	No	FC	Yds	Avg	Lg	TD
Stingley	15	2	113	7.5	29	0
Herron	12	2	89	7.4	17	0
Johnson	6	4	60	10.0	15	0
Patriots	33	8	262	7.9	29	0
Opponents	42	12	513	12.2	69t	1

Kick Returns	No	Yds	Avg	Lg	TD
Carter	32	879	27.5	99t	1
McQuay	15	252	16.8	34	0
Johnson	10	188	18.8	32	0
Burks	4	65	16.3	25	0
Herron	2	75	37.5	40	0
Stingley	2	44	22.0	24	0
Calhoun	1	17	17.0	17	0
Patriots	66	1520	23.0	99t	1
Opponents	46	1142	24.8	59	0

Smith: (44n,46n) (40n) (-) (35G) (52n) (44G,41b) (32G) (38G,19G,35G,46G) (29G) (42b,34G) (43n) (33b) (-) (-).
Opponents: (36n) (26G,26G,33G) (46n,47G) (29G,21G) (34G) (47n,28G) (44b,21G) (41G,49n,30G,25G,37G) (43G,26G) (28G,43n) (25G,39G) (42G,27G,48b,44G,46b,38n) (31n) (19G,44n,37n,31G)



1997 NEW ENGLAND PATRIOTS

1976 FINAL OFFENSIVE STATISTICS (11-3)

Head Coach: Chuck Fairbanks (11-3)

Second in AFC-East

Home Stadium: Schaefer Stadium

Date W/LScore OpponentAttendance

9/12	L	13-27	Baltimore	43,637
9/19	W	30-14	Miami	46,227
9/26	W	30-27 at	Pittsburgh	50,350
10/03	W	48-17	Oakland	61,279
10/10	L	10-30 at	Detroit	63,711
10/18	W	41-7	NY Jets	51,236
10/24	W	26-22 at	Buffalo	50,383
10/31	L	3-10 at	Miami	57,984
11/07	W	20-10	Buffalo	61,279
11/14	W	21-14 at	Baltimore	60,020
11/21	W	38-24 at	NY Jets	58,509
11/28	W	38-14	Denver	61,279
12/05	W	27-6	New Orleans	54,057
12/12	W	31-14 at	Tampa Bay	46,475

AFC PLAYOFF

12/18	L	21-24 at	Oakland	54,037
-------	---	----------	---------	--------

Team Statistics

	Pats	Opp
TOTAL FIRST DOWNS	260	258
By Rushing	150	102
By Passing	95	134
By Penalty	15	22
Third Down: Md/Att.	76/192	90/209
Third Down: Eff.	39.6	43.0
TOTAL NET YARDS	4694	4022
Avg. per Game	335.3	287.3
Total Offensive Plays	918	947
Avg. per Play	5.1	4.2
NET YARDS RUSHING	2948	1847
Total Rushing Plays	591	462
Avg. per Rush	5.0	4.0
Avg. per Game	210.6	131.9
NET YARDS PASSING	1746	2175
Avg. per Game	124.7	155.4
Sacked/Yards Lost	19/164	47/429
Gross Yards Passing	1910	2604
Att./Completions	309/146	437/229
Completion Pct.	47.6	52.4
Had Intercepted	20	23
PUNTS/AVERAGE	67/40.1	75/38.8
PENALTIES/YARDS	102/914	88/764
FUMBLES/BALLS LOST	28/16	37/27
TOUCHDOWNS	48	29
Rushing	24	12
Passing	18	16
Returns	6	1

Score by Periods	1	2	3	4	OT	Total
Patriots	54	133	97	92	0	376
Opponents	40	91	30	75	0	236

SCORING

TD	Ru	Pa	Rt	PAT	FG	S	TP
Smith	0	0	0	0	42/46	15/25	0 87
Grogan	13	12	0	1	0	0	0 78
Johnson	10	6	4	0	0	0	0 60
Stingley	4	0	4	0	0	0	0 24
Cunningham	3	3	0	0	0	0	0 18
Francis	3	0	3	0	0	0	0 18
Chandler	3	0	3	0	0	0	0 18
Forte	2	1	1	0	0	0	0 12
Haynes	2	0	0	2	0	0	0 12
McCray	2	0	0	2	0	0	0 12
Calhoun	1	1	0	0	0	0	0 6
Phillips	1	1	0	0	0	0	0 6
Briscoe	1	0	1	0	0	0	0 6
Brock	1	0	1	0	0	0	0 6
Vataha	1	0	1	0	0	0	0 6
Hunt	1	0	0	1	0	0	0 6
Zabel	0	0	0	0	1/1	0/0	0 1
Team	0	0	0	0	0/1	0/0	0 0
PATRIOTS	48	24	18	6	43/48	15/25	0 376
Opponent	29	12	16	1	26/29	12/17	0 236

Rushing	No	Yds	Avg	Lg	TD
Cunningham	172	824	4.8	24	3
Calhoun	129	721	5.6	54	1
Johnson	169	699	4.1	69t	6
Grogan	60	397	6.6	41t	12
Phillips	24	164	6.8	46	1
Forte	25	100	4.0	26	1
Stingley	8	45	5.6	27	0
Francis	2	12	6.0	8	0
Burks	1	2	2.0	2	0
Patrick	1	-16	-16.0	-16	0
Patriots	591	2948	5.0	69t	24
Opponents	462	1847	4.0	46	12

Receiving	No	Yds	Avg	Lg	TD
Johnson	29	343	11.8	53	4
Cunningham	27	299	11.1	41	0
Francis	26	367	14.1	48	3
Stingley	17	370	21.8	58t	4
Calhoun	12	56	4.7	12	0
Vataha	11	192	17.5	44	1
Briscoe	10	136	13.6	21	1
Chandler	5	49	9.8	29	3
Forte	3	9	3.0	6t	1
Burks	2	27	13.5	17	0
Feacher	2	38	19.0	21	0
Phillips	1	18	18.0	18	0
Brock	1	6	6.0	6t	1
Patriots	146	1910	13.1	58t	18
Opponents	229	2604	11.4	55	16

Interceptions	No	Yds	Avg	Lg	TD
Haynes	8	90	11.3	28	0
McCray	5	182	36.4	63t	2
Fox	3	67	22.3	29	0
Howard	3	28	9.3	15	0
Hunt	2	106	53.0	68t	1
Nelson	2	32	16.0	34	0
Patriots	23	505	22.0	68t	3
Opponents	20	380	19.0	76	0

Punting	No	Yds	Avg	Lg	TB	In20
Patrick	67	2688	40.1	52	12	12
Patriots	67	2688	40.1	52	12	12
Opp.	75	2909	38.8	57	8	7

Punt Returns	No	FC	Yds	Avg	Lg	TD
Haynes	45	0	608	13.5	89t	2
Beaudoin	2	0	18	9.0	11	0
Stingley	1	0	2	2.0	2	0
Patriots	48	0	628	13.1	89t	2
Opponents	37	7	288	7.8	32	0

Kick Returns	No	Yds	Avg	Lg	TD
Phillips	14	397	28.4	71	0
Feacher	10	240	24.0	46	0
Calhoun	9	183	20.3	33	0
Beaudoin	6	134	22.3	44	0
Forte	3	62	20.7	29	0
Conn	2	29	14.5	26	0
Carter	1	19	19.0	19	0
McKay	1	23	23.0	23	0
Patriots	46	1087	23.6	71	0
Opponents	71	1559	22.1	58	0

Field Goals	1-19	20-29	30-39	40-49	50+
Smith	0/1	4/4	4/6	7/14	0/0
Patriots	0/1	4/4	4/6	7/14	0/0
Opponents	1/1	2/2	4/5	4/8	1/1

Smith: (31G,27G,39b) (42n,22G,47n) (42G,40G,26G,37n) (-) (41G) (-) (44G, 32G) (43G) (46G,33G) (48n,44n) (28G) (44n,19n,49G,41n) (43n) (30G).

Opponents: (28G,32G) (-) (32G,41G, 48n) (44G) (44n,36G) (-) (46G,34n) (47G) (31G) (40n) (19G) (-) (50G,47n, 29G) (-).

Passing	Att	Cmp	Yards	Cmp%	Yds/Att	TD	TD%	Int	Int%	Lg	Sk/Yds	Rating
Grogan	302	145	1903	48.0	6.30	18	6.0	20	6.6	58t	18/155	60.8
Owen	5	1	7	20.0	1.40	0	0.0	0	0.0	7	0/0	39.0
Johnson	2	0	0	0.0	0.0	0	0.0	0	0.0	0	0/0	0.0
Briscoe	0	0	0	0.0	0.0	0	0.0	0	0.0	0	1/9	0.0
Patriots	309	146	1910	47.2	6.25	18	5.8	20	6.5	58t	19/164	59.4
Opps.	437	229	2604	52.4	5.96	16	3.7	23	5.3	55	47/429	60.8



1997 FINAL OFFENSIVE STATISTICS (9-5)

Head Coach: Chuck Fairbanks (9-5)

Third in AFC-East

Home Stadium: Schaefer Stadium

Date W/L Score Opponent Attendance

9/18 W 21-17 Kansas City 58,288

9/26 L 27-30 at Cleveland OT 77,910

10/02 L 27-30 at NY Jets 49,801

10/09 W 31-0 Seattle 54,363

10/16 W 24-20 at San Diego 51,143

10/23 W 17-3 Baltimore 61,279

10/30 W 24-13 NY Jets 61,279

11/06 L 14-24 Buffalo 61,279

11/13 L 5-17 at Miami 67,907

11/20 W 20-7 at Buffalo 31,157

11/27 W 14-6 Philadelphia 58,192

12/04 W 16-10 at Atlanta 60,738

12/11 W 14-6 Miami 61,279

12/18 L 24-30 at Baltimore 60,763

Team Statistics

Pats Opp

TOTAL FIRST DOWNS 247 215

By Rushing 132 86

By Passing 101 111

By Penalty 14 18

Third Down: Md/Att. 98/199 74/196

Third Down: Eff. 49.0 38.0

TOTAL NET YARDS 4310 3638

Avg. per Game 307.9 259.9

Total Offensive Plays 922 866

Avg. per Play 4.7 4.7

NET YARDS RUSHING 2303 1605

Total Rushing Plays 603 452

Avg. per Rush 3.8 3.6

Avg. per Game 164.5 114.6

NET YARDS PASSING 2007 2033

Avg. per Game 143.4 145.2

Sacked/Yards Lost 14/155 58/471

Gross Yards Passing 2162 2504

Att./Completions 305/160 356/188

Completion Pct. 52.5 52.8

Had Intercepted 21 19

PUNTS/AVERAGE 68/34.6 78/39.1

PENALTIES/YARDS 112/931 71/610

FUMBLES/BALLS LOST 28/15 20/10

TOUCHDOWNS 33 26

Rushing 13 8

Passing 17 16

Returns 3 2

Score by Periods 1 2 3 4 OT Total

Patriots 79 65 74 60 0 278

Opponents 58 23 61 72 3 217

SCORING TD Ru Pa Rt PAT FG S TP

Smith 0 0 0 0 0 33/33 15/21 0 78

Stingley 6 1 5 0 0 0 0 0 36

Cunningham 5 4 1 0 0 0 0 0 30

Calhoun 4 4 0 0 0 0 0 0 24

Francis 4 0 4 0 0 0 0 0 24

Hasselbeck 4 0 4 0 0 0 0 0 24

Clayborn 3 0 0 3 0 0 0 1 20

Morgan 3 0 3 0 0 0 0 0 18

Forte 2 2 0 0 0 0 0 0 12

Grogan 1 1 0 0 0 0 0 0 6

Phillips 1 1 0 0 0 0 0 0 6

Patriots 33 13 17 3 33/33 15/21 1 278

Opponent 26 8 16 2 22/26 13/21 0 217

Field Goals 1-19 20-29 30-39 40-49 50+

Smith 1/1 4/5 9/11 1/4 0/0

Patriots 1/1 4/5 9/11 1/4 0/0

Opponents 0/1 5/5 7/11 1/4 0/0

Rushing No Yds Avg Lg TD

Cunningham 270 1015 3.8 31t 4

Calhoun 198 727 3.7 25 4

Forte 62 157 2.5 16 2

Grogan 61 324 5.3 41 1

Phillips 5 27 5.4 13 1

Stingley 3 33 11.0 34t 1

Ivory 3 10 3.3 9 0

Morgan 1 10 10.0 10 0

Patriots 603 2303 3.8 41 13

Opponents 452 1605 3.6 66 8

Receiving No Yds Avg Lg TD

Cunningham 42 370 8.8 35 1

Stingley 39 657 16.8 68 5

Morgan 21 443 21.1 64t 3

Francis 16 229 14.3 31t 4

Calhoun 13 152 11.7 47 0

Hasselbeck 9 76 8.4 21 4

Forte 8 88 11.0 22 0

Chandler 7 68 9.7 16 0

Burks 5 79 15.8 22 0

Patriots 160 2162 13.5 68 17

Opponents 188 2504 13.3 78 16

Interceptions No Yds Avg Lg TD

Haynes 5 54 10.8 22 0

McCray 4 61 15.2 48 0

Howard 4 10 2.2 6 0

Fox 3 39 13.0 27 0

Hunt 2 17 8.5 10 0

Barnes 1 13 13.0 13 0

Patriots 19 194 10.2 48 0

Opponents 21 279 13.3 45 2

Punting No Yds Avg Lg TB In20 Blk

Patrick 68 2354 34.6 64 6 13 3

Patriots 68 2354 34.6 64 6 13 3

Opp. 78 3048 39.1 65 9 10 0

Punt Returns No FC Yds Avg Lg TD

Morgan 16 2 220 13.8 53 0

Haynes 24 2 200 8.3 46 0

Forte 2 1 9 4.5 6 0

Beaudoin 1 0 0 0.0 0 0

Westbrook 0 1 0 0.0 0 0

Patriots 43 6 429 10.0 53 0

Opponents 33 6 270 8.2 23 0

Kick Returns No Yds Avg Lg TD

Clayborn 28 869 31.0 101t 3

Phillips 6 93 15.5 22 0

Beaudoin 4 73 18.3 30 0

McKay 1 16 16.0 16 0

Patriots 39 1051 26.9 101t 3

Opponents 52 1086 20.9 73 0

Smith: (-) (35G,28G) (44G,24G) (36G,26wr) (28G) (18G) (30G) (-) (33G) (33G,25G,44n) (-) (47s,36G,32G,29G,35b) (47b) (30G).

Opponents: (22G) (37G,37G,35G,44wr,39b) (37b) (37G) (-) (-) (40G) (36G,40wl,21G) (30G) (37wr,35G) (-) (19b) (33wl) (25G) (28G) (38wl,28G,45wl).

Passing	Att	Cmp	Yards	Cmp%	Yds/Att	TD	TD%	Int	Int%	Lg	Sk/Yds	Rating
Grogan	305	160	2162	52.5	7.09	17	5.6	21	6.9	68	14/155	65.2
Patriots	305	160	2162	52.5	7.09	17	5.6	21	6.9	68	14/155	65.2
Opps.	356	188	2504	52.8	7.03	16	4.5	19	5.3	78	58/471	68.3



1978 FINAL OFFENSIVE STATISTICS (11-5)

Head Coach: Chuck Fairbanks (11-4)

Ron Erhardt and Hank Bullough co-head coaches for final game (0-1)

First in AFC-East

Home Stadium: Schaefer Stadium

Date	W/L	Score	Opponent	Attendance
9/03	L	14-16	Washington	55,063
9/10	W	16-6	at St. Louis	49,555
9/18	L	27-34	Baltimore	57,503
9/24	W	21-14	at Oakland	53,500
10/01	W	28-23	San Diego	61,297
10/08	W	24-14	Philadelphia	61,297
10/15	W	10-7	at Cincinnati	56,257
10/22	W	33-24	Miami	61,297
10/29	W	55-21	NY Jets	61,297
11/05	W	14-10	at Buffalo	46,101
11/12	L	23-26	Houston	61,297
11/19	W	19-17	at NY Jets	60,372
11/26	W	35-14	at Baltimore	49,404
12/03	L	10-17	at Dallas	65,045
12/10	W	26-24	Buffalo	59,927
12/18	L	3-23	at Miami	75,445

AFC PLAYOFF

12/31	L	14-31	Houston	61,297
-------	---	-------	---------	--------

Team Statistics	Pats	Opp				
TOTAL FIRST DOWNS	322	258				
By Rushing	181	100				
By Passing	125	143				
By Penalty	16	15				
Third Down: Md/Att.	92/203	96/220				
Third Down: Eff.	45.3	43.6				
TOTAL NET YARDS	5965	4615				
Avg. per Game	372.8	288.4				
Total Offensive Plays	1085	971				
Avg. per Play	5.5	4.8				
NET YARDS RUSHING	3165	1852				
Total Rushing Plays	671	511				
Avg. per Rush	4.7	3.6				
Avg. per Game	197.8	115.8				
NET YARDS PASSING	2800	2763				
Avg. per Game	175.0	172.7				
Sacked/Yards Lost	24/206	35/296				
Gross Yards Passing	3006	3059				
Att./Completions	390/196	425/235				
Completion Pct.	50.3	55.3				
Had Intercepted	25	22				
PUNTS/AVERAGE	61/35.0	78/39.5				
PENALTIES/YARDS	92/852	81/683				
FUMBLES/BALLS LOST	35/21	34/21				
TOUCHDOWNS	46	38				
Rushing	30	14				
Passing	15	21				
Returns	1	3				
Score by Periods	1	2	3	4	OT	Total
Patriots	77	122	63	96	0	358
Opponents	55	60	71	97	0	286

SCORING	TD	Ru	Pa	Rt	PAT	FG	S	TP
Ivory	11	11	0	0	0	0	0	66
Fosey	0	0	0	0	29/31	11/22	0	62
Cunningham	8	8	0	0	0	0	0	48
Jackson	6	0	6	0	0	0	0	36
Grogan	5	5	0	0	0	0	0	30
Morgan	5	0	5	0	0	0	0	30
Francis	4	0	4	0	0	0	0	24
Johnson	3	3	0	0	0	0	0	18
McAlister	2	2	0	0	0	0	0	12
Smith	0	0	0	0	6/7	1/1	0	9
Lowery	0	0	0	0	7/7	0/1	0	7
Calhoun	1	1	0	0	0	0	0	6
Haynes	1	0	0	1	0	0	0	6
Bishop	0	0	0	0	0	0	1	2
Fox	0	0	0	0	0	0	1	2
Wilson	0	0	0	0	0/1	0/0	0	0
PATRIOTS	46	30	15	1	42/46	12/24	2	358
Opponent	38	14	21	3	31/38	9/19	0	286

Field Goals	1-19	20-29	30-39	40-49	50+
Smith	0/0	1/1	0/0	0/0	0/0
Lowery	0/0	0/0	0/0	0/1	0/0
Posey	1/1	3/4	5/11	2/6	0/0
Patriots	1/1	4/5	5/11	2/7	0/0
Opponents	0/0	5/6	1/5	2/5	1/3

Rushing	No	Yds	Avg	Lg	TD
Cunningham	199	768	3.9	52t	8
Ivory	141	693	4.9	28	11
Johnson	147	675	4.6	52	3
Grogan	81	539	6.7	31	5
Calhoun	76	391	5.1	73	1
McAlister	19	77	4.1	16	2
Morgan	2	11	5.5	6	0
Jackson	1	7	7.0	7	0
Tatupu	3	6	2.0	3	0
Wilson	1	0	0.0	0	0
Westbrook	1	-2	-2.0	-2	0
Patriots	671	3165	4.7	73	30
Opponents	511	1852	3.6	32t	14

Receiving	No	Yds	Avg	Lg	TD
Francis	39	543	13.9	53	4
Jackson	37	743	20.1	57	6
Morgan	34	820	24.1	75t	5
Cunningham	31	297	9.6	31	0
Johnson	26	267	10.3	31	0
Ivory	14	122	8.7	18	0
Hasselbeck	7	107	15.3	24	0
Westbrook	3	38	12.7	19	0
Calhoun	3	29	9.7	15	0
Pennywell	1	28	28.0	28	0
McAlister	1	12	12.0	12	0
Patriots	196	3006	15.3	75t	15
Opponents	235	3059	13.0	67t	21

Interceptions	No	Yds	Avg	Lg	TD
Haynes	6	123	20.5	50	1
Nelson	5	104	20.8	37	0
Clayborn	4	72	18.0	44	0
Beaudoin	3	25	8.3	13	0
Fox	2	10	5.0	10	0
Conn	1	24	24.0	24	0
Zabel	1	0	0.0	0	0
Patriots	22	358	16.3	50	1
Opponents	25	252	10.1	49	1

Punting	No	Yds	Avg	Lg	TB	In20	Bk
Wilson	54	1921	35.6	57	4	14	0
Patrick	7	216	30.9	47	0	2	0
Patriots	61	2137	35.0	57	4	16	0
Opp.	78	3081	39.5	63	8	17	0

Punt Returns	No	FC	Yds	Avg	Lg	TD
Morgan	32	4	335	10.5	48	0
Haynes	14	2	183	13.1	35	0
Conn	1	2	2	2.0	2	0
Patriots	47	8	520	11.1	48	0
Opponents	29	10	272	9.4	30	0

Kick Returns	No	Yds	Avg	Lg	TD
Clayborn	27	636	23.6	60	0
McAlister	10	186	18.6	32	0
Westbrook	7	125	17.9	33	0
Ivory	7	165	23.6	33	0
Morgan	1	17	17.0	17	0
Wheeler	1	0	0.0	0	0
Conn	1	26	26.0	26	0
Tatupu	1	17	17.0	17	0
Patriots	55	1172	21.3	60	0
Opponents	69	1576	22.8	90t	1

Smith: (-) (24G) (-). Lowery: (-) (45wl). Posey: (42G,36wl) (19G) (29G,37wr) (-) (48n) (32G,34G,37G,38wl,25wl) (48n, 47G,24G) (31s) (46b,30G,36b,39n) (42s,21G) (35G).

Opponents: (26g,54wr) (-) (-) (35wl, 47wl) (38wl,41G) (-) (25wr,44wl,52G, 51wr) (29G,45wl) (-) (21G) (-) (45G,33n) (31wl) (26G) (26G) (30G).

Passing	Att	Cmp	Yards	Cmp%	Yds/Att	TD	TD%	Int	Int%	Lg	Sk/Yds	Rating
Grogan	362	181	2824	50.0	7.80	15	4.1	23	6.4	75t	21/184	63.3
Owen	26	15	182	57.7	7.00	0	0.0	2	7.7	23	3/22	47.3
Johnson	2	0	0	0.0	0.00	0	0.0	0	0.0	0	0/0	--
Patriots	390	196	3006	50.3	7.71	15	3.8	25	6.4	75t	24/206	62.2
Opps.	425	235	3059	55.3	7.19	21	4.9	22	5.1	67t	35/296	73.1



1979 FINAL OFFENSIVE STATISTICS (9-7)

Head Coach: Ron Erhardt (9-7)

Second in AFC-East

Home Stadium: Schaefer Stadium

Date W/L Score Opponent Attendance

9/03	L	13-16	Pittsburgh OT	60,798
9/09	W	56-3	NY Jets	53,113
9/16	W	29-14 at	Cincinnati	41,805
9/23	W	27-21	San Diego	60,916
10/01	L	14-27 at	Green Bay	52,842
10/07	W	24-17	Detroit	60,629
10/14	W	27-7 at	Chicago	54,128
10/21	W	28-13	Miami	61,096
10/28	L	26-31 at	Baltimore	41,029
11/04	W	26-6 at	Buffalo	67,935
11/11	L	10-45 at	Denver	74,379
11/18	W	50-21	Baltimore	60,879
11/25	L	13-16	Buffalo OT	60,991
11/29	L	24-39 at	Miami	69,174
12/09	L	26-27 at	NY Jets	60,372
12/16	W	27-23	Minnesota	54,719

Team Statistics

Pats

Opp

TOTAL FIRST DOWNS	318	283
By Rushing	132	118
By Passing	159	139
By Penalty	27	26
Third Down: Md/Att.	113/254	85/225
Third Down: Eff.	44.4	37.7
TOTAL NET YARDS	5470	4323
Avg. per Game	341.9	270.2
Total Offensive Plays	1127	1019
Avg. per Play	4.8	4.3
NET YARDS RUSHING	2252	1770
Total Rushing Plays	603	495
Avg. per Rush	3.7	3.6
Avg. per Game	140.8	110.6
NET YARDS PASSING	3218	2553
Avg. per Game	201.1	159.6
Sacked/Yards Lost	49/382	57/512
Gross Yards Passing	3600	3065
Att/Completions	475/237	467/246
Completion Pct.	49.9	52.7
Had Intercepted	23	20
PUNTS/AVERAGE	84/36.2	94/38.7
PENALTIES/YARDS	99/864	103/917
FUMBLES/BALLS LOST	28/15	35/22
TOUCHDOWNS	49	39
Rushing	16	22
Passing	30	13
Returns	3	4

Score by Periods 1 2 3 4 OT Total

Patriots 85 137 60 129 0 411

Opponents 87 93 71 69 6 326

SCORING TD Ru Pa Rt PAT FG S TP

Smith	0	0	0	0	46/49	23/30	115
Morgan	13	0	12	1	0	0	78
Jackson	7	0	7	0	0	0	42
Calhoun	6	5	1	0	0	0	36
Francis	5	0	5	0	0	0	30
Cunningham	5	5	0	0	0	0	30
Ivory	3	1	2	0	0	0	18
Clark	2	2	0	0	0	0	12
Grogan	2	2	0	0	0	0	12
Hawkins	1	0	0	1	0	0	6
Sanford	1	0	0	1	0	0	6
Westbrook	1	0	1	0	0	0	6
Penneywell	1	0	1	0	0	0	6
Johnson	1	1	0	0	0	0	6
Jarvis	1	0	1	0	0	0	6
Patriots	49	16	30	3	46/49	23/31	411
Opponent	39	22	13	4	36/39	18/26	1 326

Field Goals 1-19 20-29 30-39 40-49 50+

Smith	0/0	6/6	11/13	6/14	0/0
Patriots	0/0	6/6	11/13	6/14	0/0
Opponents	0/0	7/7	5/7	5/11	1/1

Passing	Att	Cmp	Yards	Cmp%	Yds/Att	TD	TD%	Int	Int%	Lg	Sk/Yds	Rating
Grogan	423	206	3286	48.7	7.77	28	6.6	20	4.7	63t	45/341	77.4
Owen	47	27	248	57.4	5.28	2	4.3	3	6.4	32	4/41	59.5
Westbrook	2	2	52	100.0	26.0	0	0.0	0	0.0	28	0/0	193.8
Cavanaugh	1	1	10	100.0	10.0	0	0.0	0	0.0	10	0/0	127.1
Hare	1	1	4	100.0	4.0	0	0.0	0	0.0	4	0/0	102.1
Jackson	1	0	0	0.0	0.0	0	0.0	0	0.0	0/0	0/0	--
Patriots	475	237	3600	49.9	7.58	30	6.3	23	4.8	63t	49/382	76.2
Opps.	467	246	3065	52.7	6.56	13	2.8	20	4.3	82	57/512	64.8

Rushing	No	Yds	Avg	Lg	TD
Cunningham	159	563	3.5	27	5
Ivory	143	522	3.7	52	1
Calhoun	137	456	3.3	29	5
Grogan	62	368	5.8	26	2
Johnson	43	132	3.1	15	1
Clark	19	84	4.4	19	2
Tatupu	23	71	3.1	12	0
Morgan	7	39	5.6	17	0
Jackson	3	12	4.0	12	0
Westbrook	2	8	4.0	4	0
Owen	2	-1	-0.5	0	0
Cavanaugh	1	-2	-2.0	-2	0
Patriots	603	2252	3.7	52	16
Opponents	495	1770	3.6	39	22

Receiving	No	Yds	Avg	Lg	TD
Jackson	45	1013	22.5	59	7
Morgan	44	1002	22.8	63t	12
Francis	39	557	14.3	44	5
Cunningham	29	236	8.1	20	0
Ivory	23	216	9.4	24	2
Calhoun	15	66	4.4	14	1
Hasselbeck	13	158	12.2	41	0
Westbrook	9	173	19.2	38	1
Johnson	9	68	7.6	11	0
Pennywell	4	35	8.8	13t	1
Clark	2	35	17.5	20	0
Javis	2	30	15.0	15t	1
Tatupu	2	9	4.5	5	0
Chandler	1	2	2.0	2	0
Patriots	237	3600	15.2	63t	30
Opponents	246	3065	12.5	82	13

Interceptions	No	Yds	Avg	Lg	TD
Clayborn	5	56	11.2	27	0
Haynes	3	66	22.0	33	0
McCray	3	48	16.0	26	0
Fox	2	38	19.0	25	0
Hawkins	2	35	17.5	35t	1
Sanford	1	39	39.0	12	0
Beaud	1	30	30.0	30	0
Costict	1	22	22.0	22	0
Nelson	1	18	18.0	18	0
Shoate	1	0	0.0	0	0
Patriots	20	352	17.6	35t	1
Opponents	23	417	18.1	56	0

Punting	No	Yds	Avg	Lg	TB	In20	Bk
Hare	83	3038	36.6	58	11	20	1
Patriots	84	3038	36.2	58	11	20	1
Opp.	94	3641	38.7	63	9	11	1

Punt Returns	No	FC	Yds	Avg	Lg	TD
Morgan	29	21	289	10.0	80t	1
Haynes	5	1	16	3.2	5	0
Westbrook	2	0	5	2.5	5	0
Sanford	1	0	1	1.0	1	0
Patriots	37	22	311	8.4	80t	1
Opponents	28	17	317	11.3	75t	1

Kick Returns	No	Yds	Avg	Lg	TD
Clark	37	816	22.1	38	0
Sanford	10	179	17.9	23	0
Westbrook	11	151	13.7	30	0
Clayborn	2	33	16.5	20	0
Tatupu	3	15	5.0	12	0
Washington	1	18	18.0	18	0
Ivory	1	15	15.0	15	0
Morgan	1	12	12.0	12	0
Patriots	66	1239	18.8	38	0
Opponents	80	1621	20.3	45	0

Smith: (31G,32G) (-) (37n,47b,39G,39G) (31G,31G) (42n) (44n,48n,29G) (21G,29G) (48n) (42G,39G) (48n,49b,33G,37G) (42G) (24G,29G,42G) (47G,40n,32G) (28G) (47G,34n) (42G,30G).

Opponents: (43n,41G) (30G) (37n) (48n) (-) (26G) (-) (53G,40G) (37G,44n) (39G,40G,37n,49n,40n) (49G) (-) (29G,26G,29G) (31G,33G,27G) (39G,25G) (24G,43s).



1997 NEW ENGLAND PATRIOTS

1980 FINAL OFFENSIVE STATISTICS (10-6)

Head Coach: Ron Erhardt (10-6)

Second in AFC-East

Home Stadium: Schaefer Stadium

Date W/L Score Opponent Attendance

9/07	W	34-17	Cleveland	49,222
9/14	L	21-37	Atlanta	48,321
9/21	W	37-31	at Seattle	61,035
9/29	W	23-14	Denver	59,602
10/05	W	21-11	at NY Jets	53,603
10/12	W	34-0	Miami	60,377
10/19	W	37-21	at Baltimore	53,924
10/26	L	13-31	at Buffalo	75,092
11/02	W	34-21	NY Jets	60,834
11/10	L	34-38	at Houston	51,524
11/16	L	14-17	Los Angeles	60,609
11/23	W	47-21	Baltimore	60,994
11/30	L	17-21	at San Francisco	45,254
12/08	L	13-16	at Miami (ot)	63,292
12/14	W	24-2	Buffalo	58,324
12/21	W	38-27	at New Orleans	38,277

Team Statistics		Pats	Opp
TOTAL FIRST DOWNS		319	270
By Rushing		139	118
By Passing		154	141
By Penalty		26	11
Third Down: Md/Att.		98/210	79/214
Third Down: Eff.		46.7	36.9
TOTAL NET YARDS		5435	4762
Avg. per Game		339.7	297.6
Total Offensive Plays		1026	983
Avg. per Play		5.3	4.8
NET YARDS RUSHING		2240	1876
Total Rushing Plays		588	481
Avg. per Rush		3.8	3.9
Avg. per Game		140.0	117.3
NET YARDS PASSING		3195	2886
Avg. per Game		199.7	180.4
Sacked/Yards Lost		25/200	44/346
Gross Yards Passing		3395	3232
Att./Completions		413/240	458/266
Completion Pct.		58.1	58.1
Had Intercepted		27	24
PUNTS/AVERAGE		63/38.0	92/41.0
PUNT RETURNS/AVG		28/8.5	60/8.6
NET PUNTING AVG.		33.6	33.3
PENALTIES/YARDS		79/696	92/833
FUMBLES/BALLS LOST		19/9	31/10
TOUCHDOWNS		52	40
Rushing		19	12
Passing		27	28
Returns		6	0

Score by Periods	1	2	3	4	OT	Total
Patriots	77	132	110	122	0	441
Opponents	64	97	56	105	3	325

SCORING	TD	Ru	Pa	Rt	PAT	FG	S	TP
Smith	0	0	0	0	51/51	26/34	0	129
Calhoun	9	9	0	0	0	0	0	54
Francis	8	0	8	0	0	0	0	48
Morgan	6	0	6	0	0	0	0	36
Jackson	5	0	5	0	0	0	0	30
Hasselback	4	0	4	0	0	0	0	24
Ivory	3	2	0	1	0	0	0	18
Johnson	3	0	3	0	0	0	0	18
Tatupu	3	3	0	0	0	0	0	18
Clark	2	1	0	1	0	0	0	12
Ferguson	2	2	0	0	0	0	0	12
Foreman	1	1	0	0	0	0	0	6
Grogan	1	1	0	0	0	0	0	6
Pennywell	1	0	1	0	0	0	0	6
Haynes	1	0	0	1	0	0	0	6
James	1	0	0	1	0	0	0	6
Shoate	1	0	0	1	0	0	0	6
Sanford	1	0	0	1	0	0	0	6
Team	0	0	0	0	0/1	0	0	0
PATRIOTS	52	19	27	6	51/52	26/34	0	441
Opponent	40	12	28	0	39/40	14/20	2	325

Rushing	No	Yds	Avg	Lg	TD
Ferguson	211	818	3.9	44	2
Calhoun	200	787	3.9	22t	9
Grogan	30	112	3.7	19	1
Ivory	42	111	2.6	20t	2
Tatupu	33	97	2.9	11	3
Cavanaugh	19	97	5.1	22	0
Foreman	23	63	2.7	7	1
Clark	9	56	6.2	15	1
Jackson	5	37	7.4	16	0
Morgan	4	36	9.0	16	0
Johnson	11	26	2.4	11	0
Hubach	1	0	0.0	0	0
Patriots	588	2240	3.8	44	19
Opponents	481	1876	3.9	33	12

Receiving	No	Yds	Avg	Lg	TD
Morgan	45	991	22.0	71	6
Francis	41	664	16.2	39	8
Jackson	35	737	21.1	40	5
Calhoun	27	129	4.8	12	0
Johnson	24	259	10.8	22	3
Ferguson	22	173	7.9	18	0
Foreman	14	99	7.1	18	0
Ivory	12	95	7.9	19	0
Hasselbeck	8	130	16.3	35t	4
Westbrook	4	60	15.0	21	0
Pennywell	4	31	7.8	16	1
Tatupu	4	27	6.8	11	0
Patriots	240	3395	14.1	71	27
Opponents	266	3232	12.2	79t	28

Interceptions	No	Yds	Avg	Lg	TD
Clayborn	5	87	17.4	29	0
Fox	4	41	10.2	23	0
James	4	32	8.0	19	0
Shoate	3	50	16.7	42t	1
Nelson	3	37	12.3	33	0
Hawkins	2	5	2.5	5	0
Haynes	1	31	31.0	31	0
Mathews	1	5	5.0	5	0
Sanford	1	0	0.0	0	0
Patriots	24	288	12.0	42t	1
Opponents	27	369	13.7	80	0

Punting	No	Yds	Avg	TB	In20	Lg	Blk
Hubach	63	2392	38.0	2	12	69	0
Patriots	63	2392	38.0	2	12	69	0
Opponents	92	3775	41.0	10	14	66	0

Punt Returns	No	FC	Yds	Avg	Lg	TD
James	33	3	331	10.0	75t	1
Haynes	17	2	140	8.2	35	0
Brown	10	1	42	4.2	14	0
Patriots	60	6	513	8.6	75t	1
Opponents	28	13	237	8.5	25	0

Kick Returns	No	Yds	Avg	Lg	TD
Ivory	36	992	27.6	98t	1
Brown	9	156	17.3	26	0
Currier	6	98	16.3	26	0
Westbrook	1	14	14.0	14	0
Clark	3	21	7.0	13	0
Pennywell	1	0	0.0	0	0
Patriots	56	1281	22.9	98t	1
Opponents	90	1649	18.3	35	0

Field Goals	1-19	20-29	30-39	40-49	50+
Smith	2-2	11-11	10-14	3-7	0-0
Patriots	2-2	11-11	10-14	3-7	0-0
Opponents	0-0	8-8	4-8	2-3	0-1

Smith: (37G,35G) (-) 19G,30G,44w,29G)
(26G,19G,36G) (-) 30G,34w,36G) (27G,
29G,37G) (41G,32G) (21G, 27G, 44w)
(26G,44G,32b) (47s) (22G, 35G) (37w,
42G) (23G,33G,35b) (40w,27G) (22G).

Opponents: (25G) (26G,27G,39G)
(33G) (73s) (49b,39w,40G) (-) (35w)
(23G,39w) (-) (45G) (29G) (39w) (-)
(27G, 24G,23G) (-) (30G,38G).

Passing	Att	Cmp	Yards	Cmp%	Yds/Att	TD	TD%	Int	Int%	Lg	Sk/Yds	Rating
Grogan	306	175	2475	57.2	8.09	18	5.9	22	7.2	71	17/138	73.1
Cavanaugh	105	63	885	60.0	8.43	9	8.6	5	4.8	40	8/62	95.9
Jackson	2	2	35	100.00	17.5	0	0.0	0	0.0	23	0/0	158.3
Patriots	413	240	3395	58.1	8.22	27	6.5	27	6.5	71	25/200	79.3
Opps.	458	266	3232	58.1	7.06	28	6.1	24	5.2	79t	44/346	78.4



1981 FINAL OFFENSIVE STATISTICS (2-14)

Head Coach: Ron Erhardt (2-14)

Fifth in AFC-East

Home Stadium: Schaefer Stadium

Date W/L Score Opponent Attendance

9/06	L	28-29	Baltimore	49,572
9/13	L	3-13	at Philadelphia	71,089
9/21	L	21-35	Dallas	60,311
9/27	L	21-27	at Pittsburgh OT	53,344
10/04	W	33-17	Kansas City	55,931
10/11	L	24-28	at NY Jets	55,093
10/18	W	38-10	Houston	60,474
10/25	L	22-24	at Washington	50,394
11/01	L	17-27	at Oakland	44,246
11/08	L	27-30	Miami OT	60,436
11/15	L	6-17	NY Jets	45,342
11/22	L	17-20	at Buffalo	71,593
11/29	L	20-27	St. Louis	39,946
12/06	L	14-24	at Miami	50,421
12/13	L	10-19	Buffalo	42,549
12/20	L	21-23	at Baltimore	17,073

Team Statistics

	Pats	Opp
TOTAL FIRST DOWNS	306	328
By Rushing	124	160
By Passing	166	148
By Penalty	16	20
Third Down: Md/Att.	77/208	100/230
Third Down: Eff.	37.0	43.5
TOTAL NET YARDS	5623	5827
Avg. per Game	351.4	364.2
Total Offensive Plays	1026	1103
Avg. per Play	5.5	5.3
NET YARDS RUSHING	2040	2950
Total Rushing Plays	499	644
Avg. per Rush	4.1	4.5
Avg. per Game	127.5	184.4
NET YARDS PASSING	3583	2877
Avg. per Game	223.9	179.8
Sacked/Yards Lost	45/321	20/175
Gross Yards Passing	3904	3052
Att./Completions	482/254	439/243
Completion Pct.	52.7	55.3
Had Intercepted	34	16
PUNTS/AVERAGE	75/39.3	74/38.8
NET PUNTING AVG.	31.8	34.5
PENALTIES/YARDS	88/725	86/763
FUMBLES/BALLS LOST	32/16	34/17
TOUCHDOWNS	40	42
Rushing	23	20
Passing	17	18
Returns	0	4

Score by Periods

	1	2	3	4	OT	Total
Patriots	68	92	67	95	0	322
Opponents	78	117	90	76	9	370

SCORING

	TD	Ru	Pa	Rt	PAT	FG	S	TP
Smith	0	0	0	0	37/39	15/24	0	82
Collins	7	7	0	0	0	0	0	42
Morgan	6	0	6	0	0	0	0	36
Hasselbeck	6	0	6	0	0	0	0	36
Cunningham	4	0	0	0	0	0	0	24
Cavanaugh	3	3	0	0	0	0	0	18
Ferguson	3	3	0	0	0	0	0	18
Tatupu	3	2	1	0	0	0	0	18
Calhoun	2	2	0	0	0	0	0	12
Grogan	2	2	0	0	0	0	0	12
Westbrook	2	0	2	0	0	0	0	12
Pennywell	1	0	1	0	0	0	0	6
Johnson	1	0	1	0	0	0	0	6
Team	0	0	0	0	0/1	0	0	0
PATRIOTS	40	23	17	0	37/40	15/24	0	322
Opponent	42	20	18	4	39/41	25/39	2	370

Field Goals

	1-9	20-29	30-39	40-49	50+
Smith	0-0	7-7	2-6	5-7	1-4
Patriots	0-0	7-7	2-6	5-7	1-4
Opponents	1-1	11-12	6-10	6-14	1-2

Smith: (50w,39w) (22G) (43s) (-) (50G,43G) (22G) (32w,21G) (25G,22G,46G,53s) (38G) (27G,34G) (42G,29G) (43G,35b) (39w) (49G, 50G) (42G) (-).

Passing	Att	Cmp	Yards	Cmp%	Yds/Att	TD	TD%	Int	Int%	Lg	Sk/Yds	Rating
Cavanaugh	219	115	1633	52.5	7.46	5	2.3	13	5.9	65	24/165	59.8
Grogan	216	117	1859	54.2	8.61	7	3.2	16	7.4	76t	19/137	63.0
Owen	36	15	218	41.7	6.05	1	2.8	4	11.1	28	2/19	25.0
Johnson	9	7	194	77.7	21.5	4	44.0	1	11.1	66t	0/0	258.6
Jackson	1	0	0	0.0	0.00	0	0.0	0	0.0	0	0/0	--
Collins	1	0	0	0.0	0.00	0	0.0	0	0.0	0	0/0	--
Patriots	482	254	3904	52.7	8.10	17	3.5	34	7.0	76t	45/321	62.1
Opps.	439	243	3052	55.3	6.95	18	4.1	16	3.6	55	20/175	75.7

Rushing	No	Yds	Avg	Lg	TD
Collins	204	873	4.3	29	7
Ferguson	78	340	4.4	19t	3
Cunningham	86	269	3.1	12	4
Calhoun	57	205	3.6	33	2
Tatupu	38	201	5.3	43	2
Cavanaugh	17	92	5.4	11	3
Grogan	12	49	4.1	24t	2
Morgan	2	21	10.5	11	0
Pennywell	1	3	3.0	3	0
Johnson	2	1	0.5	5	0
Jackson	2	-14	-7.0	-5	0
Patriots	499	2040	4.1	43	23
Opponents	644	2950	4.6	75t	20

Receiving	No	Yds	Avg	Lg	TD
Hasselbeck	46	808	17.6	51	6
Morgan	44	1029	23.4	76t	6
Jackson	39	669	17.2	45	0
Johnson	39	429	11.0	36	1
Collins	26	232	9.0	22	0
Tatupu	12	132	11.0	41	1
Cunningham	12	92	7.7	12	0
Dawson	7	126	18.0	42	0
Westbrook	7	122	17.4	32	2
Calhoun	7	71	10.1	20	0
Toler	5	70	14.0	23	0
Ferguson	4	39	9.8	20	0
Pennywell	3	49	16.3	22t	1
Grogan	2	27	13.5	16	0
Cavanaugh	1	9	9.0	9	0
Patriots	254	3904	15.4	76t	17
Opponents	243	3052	12.6	55	18

Interceptions	No	Yds	Avg	Lg	TD
Sanford	3	28	9.3	21	0
Fox	3	20	6.7	20	0
Clayborn	2	39	19.5	39	0
James	2	29	14.5	21	0
Buben	1	49	49.0	49	0
Hawkins	1	16	16.0	16	0
Zamberlin	1	11	11.0	11	0
Haynes	1	3	3.0	3	0
Shoate	1	0	0.0	0	0
K. Lee	1	0	0.0	0	0
Patriots	16	195	12.2	49	0
Opponents	34	570	16.8	67	1

Punting	No	Yds	Avg	TB	In20	Lg	Blk
Camarillo	47	1959	41.7	9	12	75	0
Hubach	19	726	38.2	2	2	56	0
Hartly	9	266	30.0	2	0	41	0
Patriots	75	2951	39.3	13	14	75	0
Opponents	74	2872	38.8	6	22	65	0

Punt Returns	No	FC	Yds	Avg	Lg	TD
Morgan	15	4	116	7.7	26	0
James	7	2	56	8.0	18	0
Haynes	6	1	12	2.0	6	0
Collins	3	0	15	5.0	15	0
Patriots	31	7	199	6.4	26	0
Opponents	35	8	305	8.7	75t	1

Kick Returns	No	Yds	Avg	Lg	TD
Collins	39	773	19.8	30	0
Toler	9	148	16.4	32	0
Sanford	4	82	20.5	27	0
Johnson	3	53	17.7	19	0
Dombroski	2	45	22.5	24	0
Calhoun	2	38	19.0	22	0
K. Lee	2	20	10.0	16	0
Ivory	1	19	19.0	19	0
Hasselbeck	1	7	7.0	7	0
Matthews	1	5	5.0	5	0
Hamilton	1	0	0.0	0	0
Patriots	65	1190	18.3	32	0
Opponents	68	1326	19.5	53	0

Opponents: (48G,19G,35G) (46G,22G, 44w) (26G,40w,26G,27G,25G) (39w,48w) (40w,35G) (50w,43w) (42G) (40b,34G) (51G, 27w,26G) (24G,26G,30G) (47G,39w) (28G, 42w,23G,38w) (44G,45G) (37G,32G) (29G) (30G,46s).



1997 NEW ENGLAND PATRIOTS

1982 FINAL OFFENSIVE STATISTICS (5-4)

Head Coach: Ron Meyer (5-4)

Third in AFC-East

Home Stadium: Schaefer Stadium

Date W/L Score Opponent Attendance

9/12	W	24-13	at Baltimore	39,055
9/19	L	7-31	NY Jets	53,515
11/21	L	7-10	at Cleveland	47,281
11/28	W	29-21	Houston	33,602
12/05	L	13-26	at Chicago	36,973
12/12	W	3-0	Miami	25,716
12/19	W	16-0	at Seattle	53,457
12/26	L	14-37	at Pittsburgh	50,515
1/2/83	W	30-19	Buffalo	36,218

AFC Playoff

1/8/83 L 13-28 at Miami 68,842

Team Statistics

TOTAL FIRST DOWNS Pats 146 Opp 185

By Rushing 74 87

By Passing 63 88

By Penalty 9 10

Third Down: Md/Att. 37/109 47/122

Third Down: Eff. 33.9 38.5

Fourth Down: Md/Att. 4/7 5/8

Fourth Down: Eff. 57.1 62.5

TOTAL NET YARDS 2633 2808

Avg. per Game 292.6 312.0

Total Offensive Plays 526 602

Avg. per Play 5.0 4.6

NET YARDS RUSHING 1347 1289

Total Rushing Plays 324 315

Avg. per Rush 4.2 4.1

Avg. per Game 149.7 143.2

NET YARDS PASSING 1286 1519

Avg. per Game 142.9 168.8

Sacked/Yards Lost 15/134 20/172

Gross Yards Passing 1420 1691

Att./Completions 187/93 267/142

Completion Pct. 49.7 53.2

Had Intercepted 9 12

PUNTS/AVERAGE 49/43.7 43/39.7

NET PUNTING AVG. 37.7 33.7

PENALTIES/YARDS 53/412 39/290

FUMBLES/BALLS LOST 16/8 19/11

TOUCHDOWNS 17 18

Rushing 3 9

Passing 12 9

Returns 2 0

Score by Periods 1 2 3 4 OT Total

Patriots 23 33 37 50 - 143

Opponents 34 49 13 61 - 157

SCORING TD Ru Pa Rt PAT FG S TP

Smith 0 0 0 0 6/7 5/8 0 21

Collins 3 1 2 0 0 0 0 18

Morgan 3 0 3 0 0 0 0 18

Toler 2 0 2 0 0 0 0 12

Miller 0 0 0 0 4/4 2/3 0 10

Robinson 0 0 0 0 5/5 1/2 0 8

Bradshaw 1 0 1 0 0 0 0 6

Brown 1 0 1 0 0 0 0 6

Dawson 1 0 1 0 0 0 0 6

Grogan 1 1 0 0 0 0 0 6

Hasselbeck 1 0 1 0 0 0 0 6

Sanford 1 0 0 1 0 0 0 6

R. Smith 1 0 0 1 0 0 0 6

van Eeghen 1 0 1 0 0 0 0 6

Weathers 1 1 0 0 0 0 0 6

Crump 0 0 0 0 0 0 1 2

Team 0 0 0 0 0/1 0 0 0

PATRIOTS 17 3 12 2 15/18 8/13 1 143

Opponent 18 9 9 0 17/18 10/15 1 157

Sacks: Blackmon 4.5, Sims 3.0, Adams 2.0, James 2.0, Weishuhn 2.0, Williams, L. 2.0, McGrew 1.5, Crump 1.0, Henson 1.0, Zamberlin 1.0. Team 20.0, Opp. 15.0.

Rushing No Yds Avg Lg TD

Collins 164 632 3.9 54 1

van Eeghen 82 386 4.7 17 0

Tatupu 30 168 5.6 26 0

Weathers 24 83 3.5 18 1

Grogan 9 42 4.7 19 1

Cunningham 9 21 2.3 4 0

Ferguson 1 5 5.0 5 0

Toler 1 4 4.0 4 0

Cavanaugh 2 3 1.5 3 0

Morgan 2 3 1.5 3 0

Patriots 324 1347 4.2 54 3

Opponents 315 1289 4.1 48 9

Receiving No Yds Avg Lg TD

Morgan 28 584 20.9 75t 3

Collins 19 187 9.8 33 2

Hasselbeck 15 158 10.5 41 1

Dawson 13 160 12.3 26 1

Bradshaw 6 111 18.5 48 1

Brown 4 114 28.5 41 1

Weathers 3 24 8.0 22 0

Toler 2 63 31.5 33t 2

van Eeghen 2 14 7.0 9 1

Jones 1 5 5.0 5 0

Patriots 93 1420 15.3 75t 12

Opponents 142 1691 11.9 46t 9

Interceptions No Yds Avg Lg TD

Haynes 4 26 6.5 26 0

James 3 12 4.0 12 0

Sanford 2 105 52.5 99t 1

Blackmon 2 7 3.5 7 0

Clayborn 1 26 26.0 26 0

Patriots 12 176 14.7 99t 1

Opponents 9 100 11.1 44 0

Punting No Yds Avg TB In20 Lg Blk

Camarillo 49 2140 43.7 5 10 76 0

Patriots 49 2140 43.7 5 10 76 0

Opponents 43 1709 39.7 6 12 81 0

Punt Returns No FC Yds Avg Lg TD

Smith, R. 16 8 139 8.7 19 0

Patriots 16 8 139 8.7 19 0

Opponents 26 9 191 7.3 21 0

Kick Returns No Yds Avg Lg TD

Smith, R. 24 567 23.6 98t 1

Taylor 2 46 23.0 27 0

Dombroski 1 19 19.0 19 0

Lee 1 14 14.0 14 0

Patriots 28 646 23.1 98t 1

Opponents 32 614 19.2 46 0

Field Goals 1-19 20-29 30-39 40-49 50+

Smith 0-1 2-2 2-2 1-3 0-0

Miller 0-0 2-2 0-1 0-0 0-0

Robinson 1-1 0-1 0-0 0-0 0-0

Patriots 0-1 5-5 2-4 1-3 0-0

Opponents 0-0 4-4 2-3 4-5 0-3

Robinson: (24G) (-) (33).

Miller: (23G,25G) (36b).

Smith: (18G,33G)

(21G,41b,37G,48w,23G) (-) (42G).

Opponents: (49G,37wr,30G) (30G)

(24G) (52s) (53w,43G) (45b) (52B) (21G, 25G,44G) (46G,25G).

Passing Att Cmp Yards Cmp% Yds/Att TD TD% Int Int% Lg Sk/Yds Rating

Grogan 122 66 930 54.1 7.62 7 5.7 4 3.3 62t 8/48 84.4

Cavanaugh 60 27 490 45.0 8.17 5 8.3 5 8.3 75t 7/86 66.7

Flick 5 0 0 0.0 0.00 0 0.0 0 0.0 - 0/0 --

Patriots 187 93 1420 49.7 7.59 12 6.4 9 4.8 75t 15/134 76.5

Opps. 267 142 1691 53.2 6.33 9 3.4 12 4.5 46t 20/172 65.3



1983 FINAL OFFENSIVE STATISTICS (8-8)

Head Coach: Ron Meyer (8-8)

Second in AFC-East

Home Stadium: Sullivan Stadium

Date W/L Score Opponent Attendance

9/04	L	23-29	Baltimore (OT)	45,526
9/11	L	24-34	at Miami	59,343
9/18	W	23-13	NY Jets	43,182
9/25	W	28-23	at Pittsburgh	58,282
10/02	L	13-33	San Francisco	54,293
10/09	L	7-12	at Baltimore	35,618
10/16	W	37-21	San Diego	59,016
10/23	W	31-0	at Buffalo	60,424
10/30	L	13-24	at Atlanta	47,546
11/06	W	21-7	Buffalo	42,604
11/13	W	17-6	Miami	60,771
11/20	L	0-30	Cleveland	40,987
11/27	L	3-26	at NY Jets	48,620
12/04	W	7-0	New Orleans	24,579
12/11	W	21-7	at LA Rams	46,503
12/18	L	6-24	at Seattle	59,688

Team Statistics

	Pats	Opp
TOTAL FIRST DOWNS	284	326
By Rushing	130	129
By Passing	138	172
By Penalty	16	25
Third Down: Md/Att.	82/205	101/234
Third Down: Eff.	40.0	43.1
Fourth Down: Md/Att.	4/12	8/19
Fourth Down: Eff.	33.3	42.1
TOTAL NET YARDS	5311	5576
Avg. per Game	331.9	348.5
Total Offensive Plays	995	1102
Avg. per Play	5.3	5.1
NET YARDS RUSHING	2605	2281
Total Rushing Plays	538	549
Avg. per Rush	4.8	4.2
Avg. per Game	162.8	142.6
NET YARDS PASSING	2706	3295
Avg. per Game	169.1	205.9
Sacked/Yards Lost	45/334	39/270
Gross Yards Passing	3040	3565
Att./Completions	412/220	514/277
Completion Pct.	53.4	53.9
Had Intercepted	18	17
PUNTS/AVERAGE	81/44.6	78/42.0
NET PUNTING AVG.	37.1	34.8
PENALTIES/YARDS	90/815	84/674
FUMBLES/BALLS LOST	47/20	30/19
TOUCHDOWNS	36	31
Rushing	19	9
Passing	16	19
Returns	1	3

Score by Periods	1	2	3	4	OT	Total
Patriots	53	71	40	110	0	274
Opponents	47	110	67	59	6	289

SCORING	TD	Ru	Pa	Rt	PAT	FG	S	TP
Collins	10	10	0	0	0	0	0	60
Ramsey	6	0	6	0	0	0	0	36
Steinfort	0	0	0	0	16/17	6/15	0	34
Tatupu	5	4	1	0	0	0	0	30
Smith	0	0	0	0	12/15	3/6	0	21
C. Weathers	3	0	3	0	0	0	0	18
Grogan	2	2	0	0	0	0	0	12
Morgan	2	0	2	0	0	0	0	12
Starring	2	0	2	0	0	0	0	12
van Eeghen	2	0	0	0	0	0	0	12
Dawson	1	0	1	0	0	0	0	6
Jones	1	0	1	0	0	0	0	6
R. Weathers	1	0	0	0	0	0	0	6
Weishuhn	1	0	0	1	0	0	0	6
Zendejas	0	0	0	0	3/4	0/1	0	3
PATRIOTS	36	19	16	1	31/36	9/22	0	274
Opponent	31	9	19	3	29/30	24/31	1	289

Sacks: Tippet 8.5, Adams 8.0, Owens 4.0, Blackmon 3.5, Browning 2.0, James 2.0, McGrew 2.0, Rembert 2.0, Weishuhn 2.0, Williams, T. 2.0, Nelson 1.0, Williams, L. 1.0, Harris 0.5, Rogers 0.5. Team 39.0, Opp. 45.0.

Passing	Att	Cmp	Yards	Cmp%	Yds/Att	TD	TD%	Int	Int%	Lg	Sk/Yds	Rating
Grogan	303	168	2411	55.4	7.95	15	4.9	12	3.9	76t	29/195	81.4
Eason	95	46	557	48.4	5.86	1	1.0	5	5.2	35	16/139	48.8
Kerrigan	14	6	72	42.9	5.14	0	0.0	1	7.1	19	0/0	29.5
Patriots	412	220	3040	53.4	7.37	16	4.3	18	4.3	76t	45/334	72.1
Opps.	514	277	3565	53.9	6.93	19	3.6	17	3.3	68t	39/270	74.4

Rushing	No	Yds	Avg	Lg	TD
Collins	219	1049	4.8	50t	10
Tatupu	106	578	5.5	55	4
R. Weathers	73	418	5.7	77	1
van Eeghen	95	358	3.8	11	2
Grogan	23	108	4.7	17	2
Eason	19	39	2.1	12	0
C. Weathers	1	28	28.0	28	0
Kerrigan	1	14	14.0	14	0
Morgan	1	13	13.0	13	0
Patriots	538	2605	4.8	77	19
Opponents	549	2281	4.2	29	9

Receiving	No	Yds	Avg	Lg	TD
Morgan	58	863	14.9	50t	2
Collins	27	257	9.5	20	0
Ramsey	24	335	14.0	39	6
R. Weathers	23	212	9.2	19	0
Jones	20	323	16.2	30	1
C. Weathers	19	379	19.9	58t	3
Starring	17	389	22.9	76t	2
van Eeghen	10	102	10.2	23	0
Tatupu	10	97	9.7	17	1
Dawson	9	84	9.3	14	1
Hasselbeck	1	7	7.0	7	0
B. Williams	1	0	0.0	0	0
Grogan	1	-8	-8.0	-8	0
Patriots	220	3040	13.8	76t	16
Opponents	277	3565	12.9	68t	19

Interceptions	No	Yds	Avg	Lg	TD
Sanford	7	24	3.4	16	0
James	5	99	19.8	46	0
Marion	2	4	2.0	4	0
Blackmon	1	39	39.0	39	0
Nelson	1	6	6.0	6	0
McGrew	1	3	3.0	3	0
Weishuhn	0	27	27t	1	1
Patriots	17	202	11.9	46	1
Opponents	18	361	20.1	65t	1

Punting	No	Yds	Avg	TB	In 20	Lg	Blk
Camarillo	81	3615	44.6	11	25	70	0
Patriots	81	3615	44.6	11	25	70	0
Opponents	78	3273	42.0	8	21	62	0

Punt Returns	No	FC	Yds	Avg	Lg	TD
R. Smith	38	12	398	10.5	55	0
C. Weathers	4	0	1	0.3	3	0
Sanford	1	2	0	0.0	0	0
Lee	1	0	0	0.0	0	0
Patriots	44	14	399	9.1	55	0
Opponents	48	6	392	8.2	22	0

Kick Returns	No	Yds	Avg	Lg	TD
R. Smith	42	916	21.8	53	0
R. Weathers	3	68	22.7	29	0
C. Weathers	3	58	19.3	33	0
Jones	4	63	15.8	23	0
Lee	4	40	10.0	19	0
Golden	1	10	10.0	10	0
Patriots	57	1155	20.3	53	0
Opponents	56	1082	19.3	60	0

Field Goals	1-19	20-29	30-39	40-49	50+
Steinfort	0-0	3-4	3-5	0-6	0-0
Smith	0-0	1-1	1-4	1-1	0-0
Zendejas	0-0	0-0	0-0	0-1	0-0
Patriots	0-0	4-5	4-9	1-8	0-0
Opponents	2-2	12-13	6-8	1-2	3-6

Smith: (36wr,33wl,39G) (22G) (43G) (-) (37wr).
Steinfort: (41wl) (35G,20G,32G) (47wl,48wr,22G) (-) (46b) (44wr,20G) (-) (39wl,33G) (37s,48wl,24wl). **Zendejas:** (41wl) (-)

Opponents: (25G,52G,33G) (28G,23G) (-) (20G,34G,28G) (45G,35G,36G,24G) (52G) (-) (54wl,47wl) (23G) (24wl) (52G,29G,53wl) (22G,20G,20G) (18G,34G,35G,19G) (35wl) (41wl) (29G,34wr)



1984 FINAL OFFENSIVE STATISTICS (9-7)

Head Coach: Ron Meyer (5-3),
Raymond Berry (4-4)

Second in AFC-East

Home Stadium: Sullivan Stadium

Date W/L Score Opponent Attendance

9/02	W	21-17	at Buffalo	48,528
9/09	L	7-28	at Miami	66,083
9/16	W	38-23	Seattle	43,140
9/23	L	10-26	Washington	60,503
9/30	W	28-21	at NY Jets	68,978
10/07	W	17-16	at Cleveland	53,036
10/14	W	20-14	Cincinnati	48,154
10/21	L	24-44	Miami	60,711
10/28	W	30-20	NY Jets	60,513
11/04	L	19-26	at Denver	74,908
11/11	W	38-10	Buffalo	43,313
11/18	W	50-17	at Indianapolis	60,009
11/22	L	17-20	at Dallas	55,341
12/02	L	10-33	St. Louis	53,558
12/09	L	17-27	at Philadelphia	41,581
12/16	W	16-10	Indianapolis	22,383

Team Statistics		Pats	Opp
TOTAL FIRST DOWNS		315	311
By Rushing		104	109
By Passing		186	182
By Penalty		25	20
Third Down: Md/Att.		83/214	90/255
Third Down: Eff.		39.0	40.0
Fourth Down: Md/Att.		4/5	9/18
Fourth Down: Eff.		80.0	50.0
TOTAL NET YARDS		5263	5100
Avg. per Game		328.9	318.7
Total Offensive Plays		1048	1066
Avg. per Play		5.0	4.8
NET YARDS RUSHING		2032	1886
Total Rushing Plays		482	498
Avg. per Rush		4.2	3.8
Avg. per Game		127.0	117.8
NET YARDS PASSING		3231	3214
Avg. per Game		201.9	200.8
Sacked/Yards Lost		66/454	55/452
Gross Yards Passing		3685	3666
Att./Completions		500/292	513/283
Completion Pct.		58.4	55.2
Had Intercepted		14	17
PUNTS/AVERAGE		92/42.4	83/40.3
NET PUNTING AVG.		35.0	33.4
PENALTIES/YARDS		86/674	87/773
FUMBLES/BALLS LOST		29/15	33/8
TOUCHDOWNS		42	42
Rushing		15	11
Passing		26	25
Returns		1	6

Score by Periods	1	2	3	4	OT	Total
Patriots	68	74	108	112	0	362
Opponents	78	115	84	75	0	352

SCORING	TD	Ru	Pa	Rt	PAT	FG	S	TP
Franklin	0	0	0	0	42/42	22/28	0	108
Ramsey	7	0	7	0	0	0	0	42
Collins	5	5	0	0	0	0	0	30
Eason	5	5	0	0	0	0	0	30
Morgan	5	0	5	0	0	0	0	30
Dawson	4	0	4	0	0	0	0	24
Starring	4	0	4	0	0	0	0	24
Tatupu	4	4	0	0	0	0	0	24
Jones	3	0	2	1	0	0	0	18
C. Weathers	2	0	2	0	0	0	0	12
C. James	1	1	0	0	0	0	0	6
Robinson	1	0	1	0	0	0	0	6
Fryar	1	0	1	0	0	0	0	6
R. James	0	0	0	0	0	0	1	2
Patriots	42	15	26	1	42/42	22/28	1	362
Opponent	42	11	25	6	37/42	21/31	0	352

Sacks: Tippet 18.5, Owens 6.5, Williams, T. 6.0, Blackmon 5.0, Adams 4.0, Nelson 4.0, Sims 3.5, Henson 2.0, Rogers 2.0, Williams L. 1.5, Marion 1.0, McGrew 0.5, Rembert 0.5. Team 55.0 Opp. 66.0.

Field Goals	1-19	20-29	30-39	40-49	50+
Franklin	2-2	10-10	4-7	6-8	0-1
Patriots	2-2	10-10	4-7	6-8	0-1
Opponents	2-2	9-9	4-8	5-10	1-2

Passing	Att	Cmp	Yards	Cmp%	Yds/Att	TD	TD%	Int	Int%	Lg	Sk/Yds	Rating
Eason	431	259	3228	60.1	7.49	23	5.3	8	1.8	76t	59/409	93.4
Grogan	68	32	444	47.1	6.53	3	4.4	6	8.8	65t	7/45	46.4
Kerrigan	1	1	13	100.0	13.0	0	0.0	0	0.0	13	0/0	139.6
Patriots	500	292	3685	58.4	7.37	26	5.2	14	2.8	76t	66/454	87.1
Opps.	513	283	3666	55.2	7.14	25	4.9	17	3.3	68t	55/452	80.3

Rushing	No	Yds	Avg	Lg	TD
C. James	160	790	4.9	73	1
Tatupu	133	553	4.2	20t	4
Collins	138	550	4.0	21	5
Eason	40	154	3.9	25t	5
Grogan	7	12	1.7	13	0
Fryar	2	-11	-5.5	0	0
Starring	2	-16	-8.0	0	0
Patriots	482	2032	4.2	73	15
Opponents	498	1886	3.8	53	11

Receiving	No	Yds	Avg	Lg	TD
Ramsey	66	792	12.0	34	7
Starring	46	657	14.3	65t	4
Dawson	39	427	10.9	27	4
Morgan	38	709	18.7	76t	5
C. James	22	159	7.2	16	0
Jones	19	244	12.8	22	2
Tatupu	16	159	9.9	24	0
Collins	16	100	6.2	19	0
Fryar	11	164	14.9	26	1
C. Weathers	8	115	14.4	29	2
Hawthorne	7	127	18.1	26	0
Robinson	4	32	8.0	17	1
Patriots	292	3685	12.6	76t	26
Opponents	283	3666	13.0	68t	25

Interceptions	No	Yds	Avg	Lg	TD
Clayborn	3	102	34.0	85	0
Lippett	3	23	7.7	13	0
Marion	2	39	19.5	26	0
R. James	2	14	7.0	14	0
Gibson	2	4	2.0	4	0
Sanford	2	2	1.0	2	0
Dombroski	1	23	23.0	23	0
Blackmon	1	3	3.0	3	0
Nelson	1	0	0.0	0	0
Patriots	17	210	12.4	85	0
Opponents	14	237	16.9	86t	3

Punting	No	Yds	Avg	TB	In20	Lg	Blk
Camarillo	48	2020	42.1	7	12	61	0
Prestridge	44	1884	42.8	5	8	89	0
Patriots	92	3904	42.4	12	20	89	0
Opponents	83	3345	40.3	7	17	64	0

Punt Returns	No	FC	Yds	Avg	Lg	TD
Fryar	36	10	347	9.6	55	0
Starring	10	1	73	7.3	16	0
C. Weathers	1	0	7	7.0	7	0
Gibson	1	0	3	3.0	3	0
Sanford	0	2	0	0.0	0	0
R. James	0	2	0	0.0	0	0
Patriots	48	15	430	9.0	55	0
Opponents	45	12	442	9.8	47t	1

Kick Returns	No	Yds	Avg	Lg	TD
Collins	26	544	20.9	46	0
J. Williams	23	461	20.0	29	0
Fryar	5	95	19.0	22	0
Lee	3	43	14.3	17	0
Robinson	3	38	12.7	14	0
Smith	1	22	22.0	22	0
Jones	1	20	20.0	20	0
Hawthorne	1	14	14.0	14	0
Tatupu	1	9	9.0	9	0
Patriots	64	1246	19.5	46	0
Opponents	73	1373	18.8	69	0

Franklin: (-) (-) (32G) (44s,22G) (33wl,49wl) (45G) (20G,27G) (48G) (20G,27G,47G) (30G,40G,36wr,47G,19G) (21G) (28G,40G) (29G,56s) (19G) (24G,38wl) (21G,34G,36G).

Opponents: (45wl,27G) (39wl,42wl) (42G) (19G,42G,22G,27G) (-) (24G,48G,27G,36wl) (37s,35wr) (28G) (46G,18G) (-) (34G,43wl) (35G,61s) (28G,23G) (36G,33G) (50G,46G,48wr) (25G,42b).



1985 FINAL OFFENSIVE STATISTICS (11-5)

Head Coach: Raymond Berry (11-5)

Tied for second in AFC-East

Home Stadium: Sullivan Stadium

Date W/L Score Opponent Attendance

9/08	W	26-20	Green Bay	49,488
9/15	L	7-20	at Chicago	60,533
9/22	W	17-14	at Buffalo	40,334
9/29	L	20-35	LA Raiders	60,686
10/06	L	20-24	at Cleveland	62,139
10/13	W	14-3	Buffalo	40,462
10/20	W	20-13	NY Jets	58,163
10/27	W	32-14	at Tampa Bay	34,661
11/03	W	17-13	Miami	58,811
11/10	W	34-15	Indianapolis	54,176
11/17	W	20-13	at Seattle	60,345
11/24	L	13-16	at NY Jets OT	74,100
12/01	W	38-31	at Indianapolis	56,740
12/08	W	23-6	Detroit	59,078
12/16	L	27-30	at Miami	69,489
12/22	W	34-23	Cincinnati	57,953

AFC PLAYOFF

12/28	W	26-14	at NY Jets	70,598
1/5/86	W	27-20	at LA Raiders	88,936
1/12/86	W	31-14	at Miami	74,978

SUPER BOWL XX

1/26/86	L	10-46	vs. Chicago	73,818
---------	---	-------	-------------	--------

Team Statistics

	Pats	Opp
TOTAL FIRST DOWNS	294	284
By Rushing	126	92
By Passing	153	168
By Penalty	15	24
Third Down: Md/Att.	83/223	74/227
Third Down: Eff.	37.0	33.0
Fourth Down: Md/Att.	4/10	5/15
Fourth Down: Eff.	40.0	33.0
TOTAL NET YARDS	5499	4714
Avg. per Game	343.7	294.6
Total Offensive Plays	1061	1042
Avg. per Play	5.2	4.5
NET YARDS RUSHING	2331	1655
Total Rushing Plays	565	466
Avg. per Rush	4.1	3.6
Avg. per Game	145.7	103.4
NET YARDS PASSING	3168	3059
Avg. per Game	198.0	191.2
Sacked/Yards Lost	39/315	51/334
Gross Yards Passing	3483	3393
Att./Completions	457/255	525/262
Completion Pct.	55.8	49.9
Had Intercepted	22	23
PUNTS/AVERAGE	92/42.9	97/40.5
NET PUNTING AVG.	33.7	32.5
PENALTIES/YARDS	114/842	83/699
FUMBLES/BALLS LOST	37/20	35/24
TOUCHDOWNS	41	32
Rushing	15	15
Passing	20	14
Returns	6	3

Score by Periods

	1	2	3	4	OT	Total
Patriots	54	115	44	149	0	362
Opponents	75	64	56	92	3	290

SCORING

	TD	Ru	Pa	Rt	PAT	FG	S	TP
Franklin	0	0	0	0	40	4/12	4/300	112
Fryar	10	1	7	2	0	0	0	60
C. James	7	5	2	0	0	0	0	42
Collins	5	3	2	0	0	0	0	30
Morgan	5	0	5	0	0	0	0	30
Jones	3	0	2	1	0	0	0	18
Grogan	2	2	0	0	0	0	0	12
Tatupu	2	2	0	0	0	0	0	12
Eason	1	1	0	0	0	0	0	6
Weathers	1	1	0	0	0	0	0	6
Hawthorne	1	0	1	0	0	0	0	6
D. Ramsey	1	0	1	0	0	0	0	6
Tippett	1	0	0	1	0	0	0	6
Rembert	1	0	0	1	0	0	0	6
Clayborn	1	0	0	1	0	0	0	6
Blackmon	1	0	0	1	0	0	0	6
PATRIOTS	41	15	20	6	40	4/12	4/30	2 362
Opponent	32	15	14	3	30	3/22	2/5	1 290

Passing	Att	Cmp	Yards	Cmp%	Yds/Att	TD	TD%	Int	Int%	Lg	Sk/Yds	Rating
Eason	299	168	2156	56.2	7.2	11	3.7	17	5.7	90t	28/229	67.5
Grogan	156	85	1311	54.5	8.4	7	4.5	5	3.2	56	11/86	84.1
C. James	2	2	16	100.0	8.0	2	1.0	0	0.0	11t	0/0	452.1
Patriots	457	255	3483	55.8	7.6	20	4.4	22	4.8	90t	39/315	74.9
Opps.	525	262	3393	49.9	6.5	14	2.7	23	4.4	88t	51/334	61.2

Rushing	No	Yds	Avg	Lg	TD
C. James	263	1227	4.7	65t	5
Collins	163	657	4.0	28	3
Weathers	41	174	4.2	42t	1
Tatupu	47	152	3.2	11	2
Eason	22	70	3.2	23	1
Grogan	20	29	1.5	12	2
Fryar	7	27	3.9	13	1
Morgan	1	0	0.0	0	0
Franklin	1	-5	-5.0	-5	0
Patriots	565	2331	4.1	65t	15
Opponents	466	1655	3.6	24	15

Receiving	No	Yds	Avg	Lg	TD
Collins	52	549	10.6	49	2
Morgan	39	760	19.5	50t	5
Fryar	39	670	17.2	56	7
D. Ramsey	28	285	10.2	26	1
C. James	27	360	13.3	90t	2
Jones	21	237	11.3	29t	2
Starring	16	235	14.7	40	0
Dawson	17	148	8.7	26	0
D. Williams	9	163	18.1	30	0
Hawthorne	3	42	14.0	28t	1
Weathers	2	18	9.0	13	0
Tatupu	2	16	8.0	15	0
Patriots	255	3483	13.7	90t	20
Opponents	262	3393	13.0	88t	14

Interceptions	No	Yds	Avg	Lg	TD
Marion	7	189	27.0	83	0
Clayborn	6	80	13.3	38	1
R. James	4	51	12.8	39	0
Lippett	3	93	31.0	58	0
Blackmon	1	14	14.0	14	0
McGrew	1	0	0.0	0	0
McSwain	1	0	0.0	0	0
Patriots	23	427	18.6	83	1
Opponents	22	243	11.0	38t	2

Punting	No	Yds	Avg	TB	In20	Lg	Bk
Camarillo	92	3953	43.0	13	17	75	0
Patriots	92	3953	43.0	13	17	75	0
Opponents	97	3925	40.5	11	26	64	0

Punt Returns	No	FC	Yds	Avg	Lg	TD
Fryar	37	15	520	14.1	85t	2
R. James	2	0	13	6.5	13	0
Starring	2	0	0	0.0	0	0
Marion	0	1	0	0.0	0	0
Bowman	1	0	-3	-3.0	-3	0
Patriots	42	16	530	12.6	85t	2
Opponents	56	7	597	10.7	46	0

Kick Returns	No	Yds	Avg	Lg	TD
Starring	48	1012	21.1	53	0
Fryar	3	39	13.0	24	0
Jones	3	37	12.3	20	0
Weathers	1	18	18.0	18	0
Hawthorne	1	13	13.0	13	0
C. James	1	0	0.0	0	0
Patriots	57	1119	19.6	53	0
Opponents	77	1434	18.6	58	0

Field Goals

	1-19	20-29	30-39	40-49	50+
Franklin	1/1	7/9	9/9	5/9	2/2
Patriots	1/1	7/9	9/9	5/9	2/2
Opponents	0/0	8/8	6/8	6/7	2/2

Franklin: (34G) (-) (47G,20G) (29G, 33G,47wl) (20wr) (19G,44G) (35G,50G, 49G,28wr) (38G) (41G,30G) (-) (41wl, 23G,28G) (35G) (38G,47wl,50G,22G) (22G,49G) (25G,42wr,30G)

Opponents: (40b) (21G,28G) (-) (-) (36wl,44G) (47G) (53G,52G) (-) (26G, 32G) (-) (37wr, 32G,31G) (21G,21G, 32G) (25G) (26G,37G) (44G,49G,47G) (42G,22G,30G).

Sacks: Tippett 16.5, Veris 10.0, Blackmon 8.0, Sims 5.5, Adams 5.0, Nelson 2.0, T. Williams 2.0, McGrew 1.0, L. Williams 1.0. Team: 51.0, Opp. 39.0.



1986 FINAL OFFENSIVE STATISTICS (11-5)

Head Coach: Raymond Berry (11-5)
First in AFC-East

Home Stadium: Sullivan Stadium

Date W/L Score Opponent Attendance

9/07	W	33-3	Indianapolis	55,208
9/11	W	20-6	at NY Jets	72,422
9/21	L	31-38	Seattle	58,977
9/28	L	20-27	at Denver	75,804
10/05	W	34-7	Miami	60,689
10/12	L	24-31	NY Jets	60,342
10/19	W	34-0	at Pittsburgh	54,743
10/26	W	23-3	at Buffalo	77,808
11/02	W	25-17	Atlanta	60,597
11/09	W	30-21	at Indianapolis	56,890
11/16	W	30-28	at LA Rams	64,339
11/23	W	22-19	Buffalo	60,455
11/30	W	21-20	at New Orleans	58,259
12/07	L	7-31	Cincinnati	60,633
12/14	L	24-29	San Francisco	60,787
12/22	W	34-27	at Miami	74,516

AFC PLAYOFF

1/4/87	L	17-22	at Denver	76,105
--------	---	-------	-----------	--------

Team Statistics

	Pats	Opp
TOTAL FIRST DOWNS	314	286
By Rushing	77	118
By Passing	202	153
By Penalty	35	15
Third Down: Md/Att.	77/227	79/219
Third Down: Eff.	33.9	36.1
Fourth Down: Md/Att.	8/11	7/12
Fourth Down: Eff.	72.7	58.3
TOTAL NET YARDS	5327	5181
Avg. per Game	332.9	323.8
Total Offensive Plays	1073	1031
Avg. per Play	5.0	5.0
NET YARDS RUSHING	1373	2203
Total Rushing Plays	469	510
Avg. per Rush	2.9	4.3
Avg. per Game	85.8	137.7
NET YARDS PASSING	3954	2978
Avg. per Game	247.1	186.1
Sacked/Yards Lost	47/367	48/346
Gross Yards Passing	4321	3324
Att./Completions	557/340	473/255
Completion Pct.	61.0	53.9
Had Intercepted	13	21
PUNTS/AVERAGE	92/40.7	90/39.8
NET PUNTING AVG.	33.1	33.4
PENALTIES/YARDS	87/672	106/866
FUMBLES/BALLS LOST	27/11	38/19
TOUCHDOWNS	45	35
Rushing	10	19
Passing	29	15
Returns	6	1

Score by Periods	1	2	3	4	OT	Total
Patriots	82	102	99	129	0	412
Opponents	34	83	64	126	0	307

SCORING	TD	R	Pa	Rt	PAT	FG	S	TP
Franklin	0	0	0	0	44/45	32/41	0	140
Morgan	10	0	10	0	0	0	0	60
Collins	8	3	5	0	0	0	0	48
Fryar	7	0	6	1	0	0	0	42
C. James	4	4	0	0	0	0	0	24
Scott	3	0	3	0	0	0	0	18
Baty	2	0	2	0	0	0	0	12
Starrington	2	0	2	0	0	0	0	12
Tatupu	2	1	0	1	0	0	0	12
Grogan	1	1	0	0	0	0	0	6
Jones	1	0	1	0	0	0	0	6
Marion	1	0	0	1	0	0	0	6
McSwain	1	0	0	1	0	0	0	6
Rembert	1	0	0	1	0	0	0	6
B. Williams	1	0	0	1	0	0	0	6
Weathers	1	1	0	0	0	0	0	6
PATRIOTS	45	10	29	6	44/45	32/41	1	412
Opponent	35	19	15	1	34/35	21/28	0	301

Sacks: Veris 11.0, Tippet 9.5, Blackmon 7.5, B. Williams 7.0 Rembert 4.0, Hodge 1.0, R. James 1.0, McGrew 1.0, Nelson 1.0, Owens 1.0, Reynolds 1.0, Ruth 1.0, Thomas 1.0, Sims 0.5, T. Williams 0.5. Patriots 48.0, Opponents 47.0.

Rushing	No	Yds	Avg	Lg	TD
C. James	154	427	2.8	16	4
Collins	156	412	2.6	17	3
Tatupu	71	172	2.4	13	1
Eason	35	170	4.9	26	0
Fryar	4	80	20.0	31	0
Weathers	21	58	2.8	16t	1
Dupard	15	39	2.6	11	0
Grogan	9	23	2.6	10	1
Hawthorne	1	5	5.0	5	0
Starrington	1	0	0.0	0	0
Ramsey	1	-6	-6.0	-6	0
Jones	1	-7	-7.0	-7	0
Patriots	469	1373	2.9	31	10
Opponents	510	2203	4.3	58t	19

Receiving	No	Yds	Avg	Lg	TD
Morgan	84	1491	17.8	44t	10
Collins	77	684	8.9	49	5
Fryar	43	737	17.1	69t	6
Baty	37	331	8.9	22	2
Hawthorne	24	192	8.0	17	0
C. James	18	129	7.2	17	0
Starrington	16	295	18.4	47	2
Tatupu	15	145	9.7	25	0
Jones	14	222	15.9	28	1
Scott	8	41	5.1	8t	3
D. Williams	2	35	17.5	26	0
Weathers	1	14	14.0	14	0
Holloway	1	5	5.0	5	0
Patriots	340	4321	12.7	69t	29
Opponents	255	3324	13.0	67t	15

Interceptions	No	Yds	Avg	Lg	TD
Lippett	8	76	9.5	43	0
Clayborn	3	4	1.3	4	0
Marion	2	56	28.0	37t	1
McGrew	2	44	22.0	27	0
R. James	2	39	19.5	21	0
Nelson	2	21	10.5	17	0
Rembert	1	37	37.0	37	0
McSwain	1	3	3.0	3	0
Tippet	0	32	-	32	0
Patriots	21	312	14.9	69	1
Opponents	13	151	11.6	26	0

Punting	No	Yds	Avg	TB	In20	Lg	Blk
Camarillo	89	3746	42.1	7	16	64	3
Patriots	90	3746	42.1	7	16	64	3
Opponents	90	3585	39.8	9	21	73	3

Punt Returns	No	FC	Yds	Avg	Lg	TD
Fryar	35	10	366	10.5	59t	1
Starrington	6	0	18	3.0	12	0
Marion	1	1	12	12.0	12	0
R. James	0	1	0	0.0	0	0
Patriots	42	12	396	9.4	59t	1
Opponents	60	4	565	9.4	39	0

Kick Returns	No	Yds	Avg	Lg	TD
Starrington	36	802	22.3	52	0
Fryar	10	192	19.2	33	0
Jones	4	63	15.8	20	0
Dupard	3	50	16.7	21	0
Rembert	3	27	9.0	14	0
Hawthorne	2	13	6.5	13	0
Patriots	58	1147	19.8	52	0
Opponents	81	1480	18.3	39	0

Field Goals	1-19	20-29	30-39	40-49	50+
Franklin	1/1	7/7	15/17	9/16	0/0
Patriots	1/1	7/7	15/17	9/16	0/0
Opponents	0/0	7/7	8/9	6/8	0/4

Franklin: (25G,38G,39G,49G) (49n,45G,42G) (26G,36n) (42n,34G,37G) (21G,31G) (45n,26G) (47n,31G,36G) (31G,47n,27G,26G) (31G,32G,32G,33G) (38G,31G,24G) (42G,45G,19G) (37G,47G) (49n) (44n) (41G) (47G,44G,39n).

Opponents: (25G,57n) (33G,47G) (33G) (44G,34G) (55n) (47G) (1) (53n,26G) (41G,36n,53n) (1) (42n) (28G,33G,34G,48G) (28G,38G) (24G,44n) (20G,31G,36G) (42G,21G)

Passing	Att	Cmp	Yards	Cmp%	Yds/Att	TD	TD%	Int	Int%	Lg	Sk/Yds	Rating
Eason	448	276	3328	61.6	7.43	19	4.2	10	2.2	49	43/336	89.2
Grogan	102	62	976	60.8	9.57	9	8.8	2	2.0	69t	4/31	113.8
C. James	4	1	10	25.0	2.50	1	25.0	1	25.0	10t	0/0	39.6
Ramsey	3	1	7	33.3	2.33	0	0.0	0	0.0	7	0/0	42.2
Patriots	557	340	4321	61.0	7.76	29	5.2	13	2.3	69t	47/367	92.9
Opps.	473	255	3324	53.9	7.02	15	3.2	21	4.4	67t	48/346	68.4



1987 FINAL OFFENSIVE STATISTICS (8-7)

Head Coach: Raymond Berry (8-7)

Tied for second in AFC-East

Home Stadium: Sullivan Stadium

Date	W/L	Score	Opponent	Attendance
9/13	W	28-21	Miami	54,642
9/21	L	24-43	at NY Jets	70,847
9/27	Cancelled	Strike	at Washington	
10/04	L	10-20	Cleveland	14,830
10/11	W	14-7	Buffalo	11,878
10/18	W	21-7	at Houston	26,294
10/25	L	16-30	at Indianapolis	48,850
11/01	W	26-23	LA Raiders	60,664
11/08	L	10-17	at NY Giants	73,817
11/15	L	17-23	Dallas OT	60,567
11/22	W	24-0	Indianapolis	56,906
11/29	L	31-34	Philadelphia OT	54,198
12/06	L	20-31	at Denver	75,794
12/13	W	42-20	NY Jets	60,617
12/20	W	13-7	at Buffalo	74,945
12/28	W	24-10	at Miami	61,192

Team Statistics	Pats	Opp
TOTAL FIRST DOWNS	266	293
By Rushing	84	112
By Passing	158	159
By Penalty	24	22
Third Down: Md/Att.	81/219	84/228
Third Down: Eff.	36.9	36.8
Fourth Down: Md/Att.	9/14	11/23
Fourth Down: Eff.	64.2	47.8
TOTAL NET YARDS	4454	4877
Avg. per Game	296.9	325.1
Total Offensive Plays	986	1053
Avg. per Play	4.5	4.6
NET YARDS RUSHING	1771	1778
Total Rushing Plays	513	490
Avg. per Rush	3.5	3.6
Avg. per Game	118.1	118.5
NET YARDS PASSING	2683	3099
Avg. per Game	178.9	206.6
Sacked/Yards Lost	33/246	43/339
Gross Yards Passing	2929	3438
Att./Completions	440/236	520/273
Completion Pct.	53.6	52.5
Had Intercepted	18	21
PUNTS/AVERAGE	89/37.6	77/38.1
NET PUNTING AVG.	30.5	33.8
PENALTIES/YARDS	64/506	110/846
FUMBLES/BALLS LOST	36/13	42/21
TOUCHDOWNS	39	34
Rushing	12	13
Passing	22	17
Returns	5	4

Score by Periods	1	2	3	4	OT	Total
Patriots	76	111	72	61	0	320
Opponents	39	68	71	106	9	293

SCORING	TD	Ru	Pa	Rt	PAT	FG	S	TP
Franklin	0	0	0	0	37	38	15	260
Collins	6	3	3	0	0	0	0	36
Fryar	5	0	5	0	0	0	0	30
Dupard	3	3	0	0	0	0	0	18
Jones	3	0	3	0	0	0	0	18
Morgan	3	0	3	0	0	0	0	18
Starring	3	0	3	0	0	0	0	18
Baty	2	0	2	0	0	0	0	12
Grogan	2	2	0	0	0	0	0	12
Linne	2	0	2	0	0	0	0	12
Lippett	2	0	0	2	0	0	0	12
Scott	2	0	1	1	0	0	0	12
Bleier	1	1	0	0	0	0	0	6
Clayborn	1	0	0	1	0	0	0	6
LeBlanc	1	1	0	0	0	0	0	6
Ramsey	1	1	0	0	0	0	0	6
Tippett	1	0	0	1	0	0	0	6
Woods	1	1	0	0	0	0	0	6
Schubert	0	0	0	0	1/1	1/2	0	0
PATRIOTS	39	12	22	5	38	39	16	28
Opponent	34	13	17	4	33	33	18	27

Field Goals	1-19	20-29	30-39	40-49	50+
Franklin	0/0	5/5	6/11	3/7	1/3
Schubert	0/0	1/1	0/0	0/1	0/0
Patriots	0/0	6/6	6/11	3/8	1/3
Opponents	2/2	7/7	6/9	3/8	0/1

Franklin: (39n,47n) (48n,32G) (-) (-) (52n) (38G,31G,49G) (50G,27G,25G,29G) (50n,46G) (35n,41G) (37n,34G,37n) (43n,21G,31n,46n) (38G,27G) (-) (-) (31G). Schubert: (-) (-) (-) (23G,40n).
Opponents: (-) (22G,34G) (28G,21G,37n) (-) (48n,34n) (48G,38G,24G) (31G,31G,39G,41n) (19G,41n) (20G) (46n) (19G,44n,39n,38G) (52n,24G) (24G,42G) (-) (47G).

Passing	Att	Cmp	Yards	Cmp%	Yds/Att	TD	TD%	Int	Int%	Lg	Sk/Yds	Rating
Grogan	161	93	1183	57.8	7.34	10	6.2	9	5.6	40	7/55	78.2
Ramsey	134	71	898	53.0	6.70	6	4.5	6	4.5	40	14/90	70.4
Eason	79	42	453	53.2	5.73	3	3.8	2	2.5	45	8/70	72.4
Bleier	39	14	181	35.9	4.64	1	2.6	1	2.6	35	3/28	49.2
Flutie	25	15	199	60.0	7.96	1	4.0	0	0.0	30	0/0	98.6
Jones	1	0	0	0.0	0.0	0	0.0	0	0.0	0	0/0	---
Tatupu	1	1	15	100.0	15.0	1	100.0	0	0.0	15t	0/0	481.3
Patriots	440	236	2929	53.6	6.65	22	5.0	18	4.1	45	33/246	74.1
Opps.	520	273	3438	52.5	6.61	17	3.3	21	4.0	61t	43/339	67.5

Rushing	No	Yds	Avg	Lg	TD
Collins	147	474	3.2	19	3
Dupard	94	318	3.4	49	3
Tatupu	79	248	3.1	19	0
Perryman	41	187	4.6	48	0
LeBlanc	49	170	3.5	42	1
Ramsey	13	75	5.8	19	1
Fryar	9	52	5.8	16	0
Hansen	16	44	2.8	7	0
Davis	9	43	4.8	27	0
Flutie	6	43	7.2	13	0
Grogan	20	37	1.9	8	2
Eason	3	25	8.3	13	0
C. McSwain	9	23	2.6	9	0
Woods	4	20	5.0	13	1
Starring	2	13	6.5	10	0
C. James	4	10	2.5	5	0
Camarillo	1	0	0.0	0	0
Bleier	5	-5	-1.0	11	1
Whitten	2	-6	-3.0	-2	0
Patriots	513	1771	3.5	49	12
Opponents	490	1778	3.6	60t	13

Receiving	No	Yds	Avg	Lg	TD
Collins	44	347	7.9	29	3
Morgan	40	672	16.8	45	3
Fryar	31	467	15.1	40	5
Jones	25	388	15.5	29	3
Starring	17	289	17.0	34t	3
Baty	15	138	9.2	22	2
Tatupu	15	136	9.1	23	0
Dawson	12	81	6.8	14	0
Linne	11	158	14.4	30	2
Scott	5	35	7.0	15	1
Coffey	3	66	22.0	35	0
Gadbois	3	51	17.0	20	0
D. Williams	3	30	10.0	12	0
Perryman	3	13	4.3	7	0
Dupard	3	1	0.3	2	0
Frain	2	22	11.0	11	0
LeBlanc	2	3	1.5	3	0
Hansen	1	22	22.0	22	0
Pickering	1	10	10.0	10	0
Patriots	236	2929	12.4	45	22
Opponents	273	3438	12.6	61t	17

Interceptions	No	Yds	Avg	Lg	TD
Marion	4	53	13.3	25	0
Lippett	3	103	34.3	45t	2
Clayborn	2	24	12.0	24	0
E. Gibson	2	17	8.5	17	0
Bowman	2	3	1.5	3	0
E. Williams	1	51	51.0	51	0
R. James	1	27	27.0	27	0
R. McSwain	1	17	17.0	17	0
Shegog	1	7	7.0	7	0
Holmes	1	4	4.0	4	0
Rembert	1	1	1.0	1	0
P. Williams	1	0	0.0	0	0
Peterson	1	0	0.0	0	0
Patriots	21	307	14.6	51	2
Opponents	18	160	8.9	38	2

Punting	No	Yds	Avg	TB	In20	Lg	Bk
Camarillo	62	2489	40.1	8	14	73	1
Herline	25	861	34.3	4	1	50	1
Patriots	89	3350	37.6	12	15	73	2
Opponents	77	2937	38.1	6	25	62	2

Punt Returns	No	FC	Yds	Avg	Lg	TD
Fryar	18	12	174	9.7	36	0
Linne	5	2	22	4.4	16	0
Marion	1	2	0	0.0	0	0
Starring	1	1	17	17.0	17	0
Patriots	25	17	213	8.5	36	0
Opponents	41	11	397	9.7	34	0

Kick Returns	No	Yds	Avg	Lg	TD
Starring	23	445	19.3	43	0
Fryar	6	119	19.8	31	0
Davis	5	134	26.8	43	0
Dupard	4	61	15.3	21	0
Perryman	3	43	14.3	16	0
LeBlanc	2	31	15.5	24	0
C. McSwain	2	32	16.0	24	0
Alexander	1	4	4.0	4	0
Collins	1	18	18.0	18	0
Hansen	1	14	14.0	14	0
Patriots	48	901	18.8	43	0
Opponents	63	1130	17.9	60	0

Sacks: Tippett 12.5, Veris 7.0, B. Williams 5.0, T. Williams 4.5, Rembert 2.0, Reynolds 2.0, Sims 1.5, Blackmon 1.0, Hodge 1.0, Lippett, 1.0, Mangiero 1.0, McCabe 1.0, McGrew 1.0, Wilburn 1.0, Wilburn 1.0, Bowman, 0.5. Team: 43.0, Opp. 33.0.



1997 NEW ENGLAND PATRIOTS

1988 FINAL OFFENSIVE STATISTICS (9-7)

Head Coach: Raymond Berry (9-7)

Tied for Second in AFC-East

Home Stadium: Sullivan Stadium

Date	W/L	Score	Opponent	Attendance
9/04	W	28-3	NY Jets	44,027
9/11	L	6-36	at Minnesota	55,545
9/18	L	14-16	Buffalo	55,945
9/25	L	6-31	at Houston	38,646
10/02	W	21-17	Indianapolis	58,050
10/09	L	3-45	at Green Bay (Mil.)	51,932
10/16	W	27-21	Cincinnati	59,969
10/23	L	20-23	at Buffalo	76,824
10/30	W	30-7	Chicago	60,821
11/06	W	21-10	Miami	60,840
11/13	W	14-13	at NY Jets	48,358
11/20	W	6-3	at Miami	53,526
11/27	L	21-24	at Indianapolis	58,157
12/04	W	13-7	Seattle	59,068
12/11	W	10-7	Tampa Bay	OT 39,889
12/17	L	10-21	at Denver	70,910

Team Statistics	Pats	Opp
TOTAL FIRST DOWNS	264	272
By Rushing	126	119
By Passing	112	138
By Penalty	26	15
Third Down: Md/Att.	79/219	58/199
Third Down: Eff.	36.1	29.1
Fourth Down: Md/Att.	9/14	9/18
Fourth Down: Eff.	64.2	50.0
TOTAL NET YARDS	4293	4681
Avg. per Game	268.3	292.6
Total Offensive Plays	1000	961
Avg. per Play	4.3	4.9
NET YARDS RUSHING	2120	2099
Total Rushing Plays	588	496
Avg. per Rush	3.6	4.2
Avg. per Game	132.5	131.2
NET YARDS PASSING	2173	2582
Avg. per Game	135.8	161.4
Sacked/Yards Lost	23/160	29/219
Gross Yards Passing	2333	2801
Att./Completions	389/199	436/234
Completion Pct.	51.2	53.7
Had Intercepted	28	20
PUNTS/AVERAGE	91/38.3	86/42.2
NET PUNTING AVG.	34.1	35.5
PENALTIES/YARDS	87/665	108/858
FUMBLES/BALLS LOST	19/10	29/15
TOUCHDOWNS	31	33
Rushing	17	20
Passing	12	13
Returns	2	0

Score by Periods	1	2	3	4	OT	Total
Patriots	49	87	50	61	3	250
Opponents	48	77	57	102	0	284

SCORING	TD	Ru	Pa	Rt	PAT	FG	S	TP
Perryman	6	6	0	0	0	0	0	36
Staurovsky	0	0	0	0	14/15	7/11	0	35
Fryar	5	0	5	0	0	0	0	30
Stephens	5	4	0	1	0	0	0	30
Garcia	0	0	0	0	11/16	6/13	0	29
Morgan	4	0	4	0	0	0	0	24
Dawson	2	0	2	0	0	0	0	12
Dupard	2	2	0	0	0	0	0	12
Tatupu	2	2	0	0	0	0	0	12
Flutie	1	1	0	0	0	0	0	6
Grogan	1	1	0	0	0	0	0	6
C. James	1	1	0	0	0	0	0	6
Jones	1	0	1	0	0	0	0	6
Martin	1	0	0	1	0	0	0	6
PATRIOTS	31	17	12	2	25/31	13/24	0	250
Opponent	33	20	13	0	33/33	17/26	1	284

Sacks: B. Williams 8.0, Tippet 7.0, Jordan 3.0, Rembert 3.0, Goad 2.0, McGrew 2.0, Veris 2.0, Hodge 1.0, TEAM 1.0. Patriots 29.0, Opponents 23.0.

Passing	Att	Cmp	Yards	Cmp%	Yds/Att	TD	TD%	Int	Int%	Lg	Sk/Yds	Rating
Flutie	179	92	1150	51.4	6.42	8	4.5	10	5.6	80t	11/65	63.3
Grogan	140	67	834	47.9	5.95	4	2.9	13	9.3	41t	8/77	37.6
Eason	43	28	249	65.1	5.79	0	0.0	2	4.7	26	2/12	61.1
Ramsey	27	12	100	44.4	3.70	0	0.0	3	11.1	23	2/6	8.3
Patriots	389	199	2333	51.2	5.99	12	3.1	28	7.2	80t	23/160	50.0
Opps.	436	234	2801	53.7	6.42	13	2.9	20	4.6	51t	29/219	64.4

Rushing	No	Yds	Avg	Lg	TD
Stephens	297	1168	3.9	52	4
Perryman	146	448	3.1	16	6
Flutie	38	179	4.7	16	1
Dupard	52	151	2.9	15	2
Tatupu	22	75	3.4	22	2
Allen	7	40	5.7	12	0
Eason	5	18	3.6	10	0
C. James	4	15	3.8	8t	1
Fryar	6	12	2.0	6	0
Grogan	6	12	2.0	6	1
Ramsey	3	8	2.7	9	0
Feagles	1	0	0.0	0	0
Morgan	1	-6	-6.0	-6	0
Patriots	588	2120	3.6	52	17
Opponents	496	2099	4.2	36	20

Receiving	No	Yds	Avg	Lg	TD
Dupard	34	232	6.8	15	0
Fryar	33	490	14.8	80t	5
Morgan	31	502	16.2	32	4
Jones	22	313	14.2	41t	1
Perryman	17	134	7.9	18	0
C. James	14	171	12.2	32	0
Stephens	14	98	7.0	17	0
Francis	11	161	14.6	51	0
Dawson	8	106	13.3	38	2
Tatupu	8	58	7.3	17	0
Martin	4	51	12.8	21	0
Scott	1	8	8.0	8	0
Johnson	1	5	5.0	5	0
Farrell	1	4	4.0	4	0
Patriots	199	2333	11.7	80t	12
Opponents	234	2801	12.0	51t	13

Interceptions	No	Yds	Avg	Lg	TD
Clayborn	4	65	16.3	31	0
Marion	4	47	11.8	22	0
R. James	4	30	7.5	22	0
McSwain	2	51	25.5	42	0
Rembert	2	10	5.0	6	0
Jordan	1	31	31.0	31	0
McGrew	1	6	6.0	6	0
Lippett	1	4	4.0	4	0
Bowman	1	0	0.0	0	0
Patriots	20	244	12.2	42	0
Opponents	28	286	10.2	40	0

Punting	No	Yds	Avg	TB	In20	Lg	Blk
Feagles	91	3482	38.3	8	24	74	0
Patriots	91	3482	38.3	8	24	74	0
Opp.	86	3633	42.2	9	19	70	0

Punt Returns	No	FC	Yds	Avg	Lg	TD
Fryar	38	8	398	10.5	30	0
Bowman	0	1	0	0.0	0	0
Patriots	38	9	398	10.5	30	0
Opponents	37	17	217	5.9	19	0

Kick Returns	No	Yds	Avg	Lg	TD
Martin	31	735	23.7	95t	1
Allen	18	391	21.7	30	0
Davis	6	106	17.7	24	0
Fryar	1	3	3.0	3	0
Tatupu	1	13	13.0	13	0
Patriots	57	1248	21.9	95t	1
Opponents	45	888	19.7	51	0

Field Goals	1-19	20-29	30-39	40-49	50+
Staurovsky	0/0	3/4	4/5	0/2	0/0
Garcia	0/0	2/3	1/3	2/5	1/2
Patriots	0/0	5/7	5/8	2/7	1/2
Opponents	0/0	6/7	5/5	5/11	1/3

Garcia: (47wl,39G,24G,47G) (50G,23G) (-) (-) (31wl) (43G,42wl) (43wr) (25wl, 52wl,39b). **Staurovsky:** (35G) (-) (-) (22G,34G) (43wl,27wl) (34G,22G) (36s,27G) (32G, 40wl).

Opponents: (29G) (39G,24G) (38G, 44G,41G) (46wl,46wr,49G) (20G) (25G, 43wl) (-) (30G,35G,33G) (-) (51G) (47G, 48G) (27G,54wl,50wr,23wl) (28G) (47wr, 41wr) (40s) (-).



1989 FINAL OFFENSIVE STATISTICS (5-11)

Head Coach: Raymond Berry (5-11)

Fourth in AFC-East

Home Stadium: Sullivan Stadium

Date W/L Score Opponent Attendance

9/10	W	27-24	at NY Jets	64,541
9/17	L	10-24	Miami	57,043
9/24	L	3-24	Seattle	48,025
10/01	L	10-31	at Buffalo	78,921
10/08	W	23-13	Houston	59,828
10/15	L	15-16	at Atlanta	39,697
10/22	L	20-37	at San Francisco	70,000
10/29	W	23-20	at Indianapolis	OT 59,356
11/05	L	26-27	NY Jets	53,366
11/12	L	24-28	New Orleans	47,680
11/19	W	33-24	Buffalo	49,663
11/26	L	21-24	at LA Raiders	38,747
12/03	W	22-16	Indianapolis	32,234
12/10	L	10-31	at Miami	55,913
12/17	L	10-28	at Pittsburgh	26,594
12/24	L	20-24	LA Rams	37,940

Team Statistics Pats Opp

TOTAL FIRST DOWNS	335	297
By Rushing	114	110
By Passing	87	176
By Penalty	34	11
Third Down: Md/Att.	92/240	72/199
Third Down: Eff.	38.3	36.2
Fourth Down: Md/Att.	10/29	5/12
Fourth Down: Eff.	34.5	41.7
TOTAL NET YARDS	5456	5644
Avg. per Game	341.0	352.8
Total Offensive Plays	1129	975
Avg. per Play	4.8	5.8
NET YARDS RUSHING	1749	1978
Total Rushing Plays	485	495
Avg. per Rush	3.6	4.0
Avg. per Game	109.3	123.6
NET YARDS PASSING	3707	3666
Avg. per Game	231.7	229.1
Sacked/Yards Lost	34/265	31/239
Gross Yards Passing	3972	3905
Att./Completions	610/302	449/259
Completion Pct.	49.5	57.7
Had Intercepted	27	16
PUNTS/AVERAGE	64/37.4	81/42.1
NET PUNTING AVG.	31.3	35.2
PENALTIES/YARDS	63/509	111/954
FUMBLES/BALLS LOST	26/12	22/12
TOUCHDOWNS	30	48
Rushing	12	19
Passing	17	27
Returns	1	2

Score by Periods 1 2 3 4 OT Total

Patriots	47	66	71	110	3	297
Opponents	82	144	58	107	0	391

SCORING TD Ru Pa Rt PAT FG S TP

Davis	0	0	0	0	13/16	16/23	0	61
Staurovsky	0	0	0	0	14/14	14/17	0	56
Stephens	7	7	0	0	0	0	0	42
C. Jones	6	0	6	0	0	0	0	36
Dykes	5	0	5	0	0	0	0	30
Fryar	3	0	3	0	0	0	0	18
Morgan	3	0	3	0	0	0	0	18
Perryman	2	2	0	0	0	0	0	12
Allen	1	1	0	0	0	0	0	6
Dupard	1	1	0	0	0	0	0	6
Egu	1	1	0	0	0	0	0	6
Hurst	1	0	0	1	0	0	0	6

PATRIOTS 30 12 17 1 27/30 30/40 0 297

Opponent 48 19 27 2 46/48 19/26 0 391

Sacks: B. Williams 8.0, Jeter 7.0, McGrew 4.5, Brown 4.0, Sims 3.0, Rembert 2.5, Goad 1.0, Team 1.0. Patriots 31.0, Opponents 34.0.

Field Goals 1-19 20-29 30-39 40-49 50+

Davis	0/0	3/3	6/9	5/9	2/2
Staurovsky	0/0	4/4	5/7	4/5	1/1
Patriots	0/0	7/7	11/16	9/14	3/3
Opponents	3/3	6/7	8/10	2/4	0/2

Passing	Att	Cmp	Yards	Cmp%	Yds/Att	TD	TD%	Int	Int%	Lg	Sk/Yds	Rating
Grogan	261	133	1697	51.0	6.50	9	3.4	14	5.4	55t	8/64	60.8
Wilson	150	75	1006	50.0	6.71	3	2.0	5	3.3	65t	10/71	64.5
Eason	105	57	761	54.3	7.25	3	2.9	4	3.8	45	10/78	71.2
Flutie	91	36	493	39.6	5.42	2	2.2	4	4.4	36	6/52	46.6
Feagles	2	0	0	0.0	0.0	0	0.0	0	0.0	0	0/0	--
Tatupu	1	1	15	100.0	15.00	0	0.0	0	0.0	15	0/0	147.9
Patriots	610	302	3972	49.5	6.51	17	2.8	27	4.4	65t	34/265	61.3
Opps.	449	259	3905	57.7	8.70	27	6.0	16	3.6	74t	31/239	91.3

Rushing	No	Yds	Avg	Lg	TD
Stephens	244	833	3.4	35t	7
Perryman	150	562	3.7	18	2
Flutie	16	87	5.4	22	0
Dupard	25	63	2.5	10	1
Allen	11	51	4.6	18	1
Wilson	7	42	6.0	11	0
Tatupu	11	38	3.5	20	0
Egu	3	20	6.7	15t	1
Martin	2	20	10.0	13	0
Grogan	9	19	2.1	7	0
Fryar	2	15	7.5	11	0
C. Jones	1	3	3.0	3	0
Eason	2	-2	-1.0	0	0
Wonsley	2	-2	-1.0	0	0
Patriots	485	1749	3.6	35t	12
Opponents	495	1978	4.0	58t	19

Receiving	No	Yds	Avg	Lg	TD
Sievers	54	615	11.4	46	0
Dykes	49	795	16.2	42	5
C. Jones	48	670	14.0	65t	6
Fryar	29	537	18.5	52	3
Perryman	29	195	6.7	16	0
Morgan	28	486	17.4	55t	3
Stephens	21	207	9.9	37	0
Martin	13	229	17.6	37	0
Dawson	12	101	8.4	17	0
Tatupu	10	54	5.4	11	0
Dupard	6	70	11.7	45	0
Cook	3	13	4.3	5	0
Patriots	302	3972	13.2	65t	17
Opponents	259	3905	15.1	74t	27

Interceptions	No	Yds	Avg	Lg	TD
Hurst	5	31	6.2	16t	1
James	2	50	25.0	28	0
Marion	2	19	9.5	18	0
McSwain	1	18	18.0	18	0
Feggins	1	4	4.0	4	0
Coleman	1	1	1.0	1	0
Clayborn	1	0	0.0	0	0
Rembert	1	0	0.0	0	0
Brown	1	-1	-1.0	-1	0
McGrew	1	-4	-4	-4	0
Patriots	16	118	19.7	28	1
Opponents	27	338	12.5	55	2

Punting	No	Yds	Avg	NetTB	In20	Lg	Bk
Feagles	63	2392	38.0	31.3	2	13	64
Patriots	64	2392	37.4	31.3	2	13	64
Opp.	81	3413	42.1	35.2	9	15	76

Punt Returns	No	FC	Yds	Avg	Lg	TD
Martin	19	2	164	8.6	28	0
Tucker	13	1	102	7.8	25	0
Fryar	12	1	107	8.9	20	0
Hurst	1	0	6	6.0	6	0
Taylor	0	2	0	0.0	0	0
Patriots	45	6	379	8.4	28	0
Opponents	38	6	346	9.1	17	0

Kick Returns	No	Yds	Avg	Lg	TD
Martin	24	584	24.3	38	0
Tucker	13	270	20.8	37	0
Rice	11	242	22.0	46	0
Allen	6	124	20.7	29	0
Taylor	3	52	17.3	22	0
Wonsley	3	69	23.0	40	0
Egu	2	26	13.0	22	0
Hodge	2	19	9.5	11	0
Timpson	2	13	6.5	13	0
Fryar	1	47	47.0	47	0
Rehder	1	14	14.0	14	0
Tatupu	1	2	2.0	2	0
Patriots	69	1462	21.2	47	0
Opponents	61	1199	19.7	60	0

Davis: (-) (40wr,28G) (35G) (35G,37wl) (30G, 45s,34G,43G) (52G,32G,32G) (49G,21G) (47G, 38wr,48G,46wr,51G) (47G,43wr,26G, 39s). Staurovsky: (44G) (34G,24G,34G, 38G) (-) (40wr,44G,37G,34s, 24G,50G,23G) (36G) (20G, 37ng) (44G,48G).

Opponents: (40G) (31G) (23G) (36G) (46G, 22G) (30G,30G,40w,22G) (33b,23G,45b) (32G, 39G) (18G,23G) (-) (24wr,31G) (45wl, 32G) (18) (23) (-) (19G,50s,50wl).



1997 NEW ENGLAND PATRIOTS

1990 FINAL OFFENSIVE STATISTICS (1-15)

Head Coach: Rod Rust (1-15)

Fifth in AFC-East

Home Stadium: Foxboro Stadium

Date W/L Score Opponent Attendance

9/09	L	24-27	Miami	45,305
9/16	W	16-14	at Indianapolis	49,256
9/23	L	7-41	at Cincinnati	56,470
9/30	L	13-37	NY Jets	36,724
10/07	L	20-33	Seattle	39,735
10/18	L	10-17	at Miami	62,630
10/28	L	10-27	Buffalo	51,959
11/04	L	20-48	at Philadelphia	65,514
11/11	L	10-13	Indianapolis	28,924
11/18	L	0-14	at Buffalo	74,720
11/25	L	14-34	at Phoenix	30,110
12/02	L	7-37	Kansas City	26,280
12/09	L	3-24	at Pittsburgh	48,354
12/15	L	10-25	Washington	22,286
12/23	L	7-42	at NY Jets	30,250
12/30	L	10-13	NY Giants	60,410

Team Statistics

	Pats	Opp
TOTAL FIRST DOWNS	239	307
By Rushing	65	151
By Passing	156	139
By Penalty	18	17
Third Down: Md/Att.	86/227	84/192
Third Down: Eff.	37.9	43.8
Fourth Down: Md/Att.	2/12	7/13
Fourth Down: Eff.	16.7	53.8
POSSESSION AVG.	28:21	31:39
TOTAL NET YARDS	4163	5697
Avg. per Game	260.2	356.1
Total Offensive Plays	955	972
Avg. per Play	4.4	5.9
NET YARDS RUSHING	1398	2676
Total Rushing Plays	383	565
Avg. per Game	87.4	167.3
NET YARDS PASSING	2765	3021
Avg. per Game	172.8	188.8
Sacked/Yards Lost	58/443	33/224
Gross Yards Passing	3208	3245
Att./Completions	514/274	374/218
Completion Pct.	53.3	58.3
Had Intercepted	20	14
PUNTS/AVERAGE	92/40.8	56/40.8
NET PUNTING AVG.	33.6	36.6
PENALTIES/YARDS	99/742	73/488
FUMBLES/BALLS LOST	33/16	25/18
TOUCHDOWNS	19	52
Rushing	4	29
Passing	4	21
Returns	1	2

Score by Periods	1	2	3	4	OT	Total
Patriots	30	81	30	40	0	181
Opponents	120	128	88	110	0	446

SCORING	TD	Ru	Pa	Rt	PAT	FG	S	TP
Staurovsky	0	0	0	0	19/19	16/22	0	67
Cook	5	0	5	0	0	0	0	30
Fryar	4	0	4	0	0	0	0	24
Stephens	3	2	1	0	0	0	0	18
Dykes	2	0	2	0	0	0	0	12
Adams	1	0	1	0	0	0	0	6
Allen	1	1	0	0	0	0	0	6
Martin	1	0	1	0	0	0	0	6
Perryman	1	1	0	0	0	0	0	6
B. Williams	1	0	0	1	0	0	0	6
PATRIOTS	19	4	14	1	19/19	16/22	0	181
Opponent	54	29	21	2	51/52	27/31	1	446

Sacks: Williams, B. 6.0, Tippet 3.5, Hobby 3.0, Singleton, 3.0, Agnew 2.5, Brown 2.5, Goad 2.5, McSwain 2.0, Veris 2.0, Williams, E. 2.0, Smith 1.5, Rembert 1.0, Reynolds 1.0, Gannon 0.5. Patriots 33.0, Opponents 58.0.

Field Goals	1-19	20-29	30-39	40-49	50+
Staurovsky	1/1	3/3	3/3	8/11	1/4
Patriots	1/1	3/3	3/3	8/11	1/4
Opponents	4/4	6/6	9/10	6/7	2/4

Rushing	No	Yds	Avg	Lg	TD
Stephens	212	808	3.8	26	2
Allen	63	237	3.8	29	1
Adams	28	111	4.0	13	0
Perryman	32	97	3.0	13	1
Hodson	12	79	6.6	23	0
Tatupu	16	56	3.5	15	0
Overton	5	8	1.6	6	0
Wilson	5	7	1.4	6	0
Morris	2	4	2.0	3	0
Gannon	1	0	0.0	0	0
Hansen	1	0	0.0	0	0
Fryar	2	-4	-2.0	-1	0
Grogan	4	-5	-1.3	0	0
Patriots	383	1398	3.7	29	4
Opponents	565	2676	4.7	80t	29

Receiving	No	Yds	Avg	Lg	TD
Fryar	54	856	15.9	56	4
Cook	51	455	8.9	35t	5
Dykes	34	549	16.1	35t	2
Stephens	28	196	7.0	43	1
McMurtry	22	240	10.9	26	0
Jones	21	301	14.3	26	0
Adams	16	146	9.1	28	1
Perryman	15	88	5.9	15	0
Sievers	8	77	9.6	25	0
Mowatt	6	67	11.2	16	0
Allen	6	48	8.0	19	0
Timpson	5	91	18.2	42	0
Martin	4	65	16.3	19t	1
Overton	2	19	9.5	15	0
Tatupu	2	10	5.0	6	0
Patriots	274	3208	11.7	56	14
Opponents	218	3245	14.9	86t	21

Interceptions	No	Yds	Avg	Lg	TD
Lippett	4	94	23.5	73	0
Hurst	4	61	15.3	36	0
Marion	4	17	4.3	16	0
Rembert	2	22	11.0	11	0
Patriots	14	194	13.9	73	0
Opponents	20	143	7.2	42	0

Punting	No	Yds	Avg	NetTB	In20	Lg	Blk
Feagles	90	3752	41.7	33.6	8	18	69
Patriots	92	3752	40.8	33.6	8	18	69
Opp.	56	2282	40.8	36.6	5	17	70

Punt Returns	No	FC	Yds	Avg	Lg	TD
Fryar	28	10	133	4.8	17	0
Martin	1	0	1	1.0	1	0
Patriots	29	10	134	4.6	17	0
Opponents	50	13	503	10.1	34	0

Kick Returns	No	Yds	Avg	Lg	TD
Martin	25	515	20.6	38	0
Allen	11	168	15.3	34	0
Morris	11	202	18.4	22	0
Robinson	11	211	19.2	27	0
Overton	10	188	18.8	23	0
Timpson	3	62	20.7	26	0
P.Coleman	2	18	9.0	12	0
Jones	2	24	12.0	13	0
Adams	1	7	7.0	7	0
Gordon	1	43	43.0	43	0
McSwain	1	0	0.0	0	0
Patriots	78	1438	18.4	38	0
Opponents	38	665	17.5	38	0

Staurovsky: (42G,57s) (49wl,39G,27G,25G) (-) (46G,40G) (53G,48G) (41G,52ng) (32G) (39G,49ng,44G) (29G) (-) (-) (-) (49G) (42G) (50wl) (19G,42wl).

Opponents: (31G,37G) (-) (46G,23G) (24G,18G,46G) (31G,19G,55wr) (47G) (35G,35G) (27G,34G) (54G,38G) (30wl) (50ng,29G,50G) (19G,32G,45G) (42G) (19G,38G,26G) (-) (44G,41wl,27G).

Passing	Att	Cmp	Yards	Cmp%	Yds/Att	TD	TD%	Int	Int%	Lg	Sk/Yds	Rating
Wilson	265	139	1625	52.5	6.13	6	2.3	11	4.2	36t	29/228	61.6
Hodson	156	85	968	54.5	6.21	4	2.6	5	3.2	56	20/147	68.5
Grogan	92	50	615	54.3	6.68	4	4.3	3	3.3	48	9/68	76.1
Stephens	1	0	0	0.0	0.00	0	0.0	1	100.0	0	0/0	--
Patriots	514	274	3208	53.3	6.24	14	2.7	20	3.9	56	58/443	65.4
Opps.	374	218	3245	58.3	8.68	21	5.6	14	3.7	86t	33/224	89.9



1991 FINAL OFFENSIVE STATISTICS (6-10)

Head Coach: Dick MacPherson (6-10)

Fourth in AFC-East

Home Stadium: Foxboro Stadium

Date W/L Score Opponent Attendance

9/01	W	16-7	at Indianapolis	49,961
9/08	L	0-20	Cleveland	35,377
9/15	L	6-20	at Pittsburgh	53,703
9/22	W	24-20	Houston	30,702
9/29	L	10-24	at Phoenix	26,043
10/06	L	10-20	Miami	49,749
10/20	W	26-23	Minnesota OT	45,367
10/27	L	6-9	Denver	43,994
11/03	L	17-22	at Buffalo	78,278
11/10	L	20-30	at Miami	56,065
11/17	L	21-28	NY Jets	30,743
11/24	W	16-13	Buffalo	47,053
12/01	L	3-20	at Denver	67,116
12/08	W	23-17	Indianapolis OT	20,131
12/15	W	6-3	at NY Jets	55,689
12/22	L	7-29	at Cincinnati	46,394

Team Statistics

	Pats	Opp
TOTAL FIRST DOWNS	259	312
By Rushing	93	94
By Passing	155	199
By Penalty	11	19
Third Down: Md/Att.	72/213	95/228
Third Down: Eff.	33.8	41.7
Fourth Down: Md/Att.	6/13	4/14
Fourth Down: Eff.	46.2	28.6
POSSESSION AVG.	29:27	30:33
TOTAL NET YARDS	4473	5431
Avg. per Game	279.6	339.4
Total Offensive Plays	977	1050
Avg. per Play	4.4	5.9
NET YARDS RUSHING	1467	1579
Total Rushing Plays	433	460
Avg. per Game	91.7	98.7
NET YARDS PASSING	3006	3852
Avg. per Game	187.9	240.8
Sacked/Yards Lost	63/436	25/183
Gross Yards Passing	3442	4035
Att./Completions	481/284	565/335
Completion Pct.	59.0	59.3
Had Intercepted	22	12
PUNTS/AVERAGE	82/39.0	69/42.2
NET PUNTING AVG.	34.6	36.2
PENALTIES/YARDS	97/667	83/608
FUMBLES/BALLS LOST	34/20	31/19
TOUCHDOWNS	22	31
Rushing	9	5
Passing	11	25
Returns	2	1

Score by Periods 1 2 3 4 OT Total

Patriots 40 55 23 84 9 211

Opponents 53 122 32 98 0 305

SCORING TD Ru Pa Rt PAT FG S TP

Staurovsky	0	0	0	0	10/11	13/19	0	49
Baumann	0	0	0	0	9/10	7/10	0	30
Russell	4	4	0	0	0	0	0	24
Cook	3	0	3	0	0	0	0	18
Fryar	3	0	3	0	0	0	0	18
Vaughn	3	2	0	1	0	0	0	18
McMurtry	2	0	2	0	0	0	0	12
Stephens	2	2	0	0	0	0	0	12
Timpson	2	0	2	0	0	0	0	12
Childress	1	0	0	1	0	0	0	6
Coates	1	0	1	0	0	0	0	6
Millen	1	1	0	0	0	0	0	6
Patriots	22	9	11	2	19/21	20/29	0	211
Opponent	31	5	25	1	30/31	29/42	1	305

Sacks: Tippet 8.5, Veris 4.0, B. Williams 3.5, Brown 3.0, Agnew 2.0, Hobby 2.0, Howard 1.0, Singleton 1.0. Patriots, 25.0, Opponents, 63.0.

Field Goals 1-19 20-29 30-39 40-49 50+

Staurovsky	1/1	2/3	9/12	1/3	0/0
Baumann	0/0	2/2	1/3	4/4	0/1
Patriots	1/1	4/5	10/15	5/7	0/1
Opponents	2/2	12/14	7/7	8/17	0/2

Rushing	No	Yds	Avg	Lg	TD
Russell	266	959	3.6	24	4
Stephens	63	163	2.6	13	2
Vaughn	31	146	4.7	23	2
Millen	31	92	3.0	14	1
Hunter	18	53	2.9	9	0
Allen	13	50	3.8	11	0
Fryar	2	11	5.5	9	0
Adams	2	3	1.5	2	0
Chilton	1	0	0.0	0	0
Hodson	4	0	0.0	0	0
Timpson	1	-4	-4.0	-4	0
Coates	1	-6	-6.0	-6	0
Patriots	383	1398	3.7	29	4
Opponents	565	2676	4.7	80t	29

Receiving	No	Yds	Avg	Lg	TD
Cook	82	808	9.9	49	3
Fryar	68	1,014	14.9	56t	3
McMurtry	41	614	15.0	40	2
Timpson	25	471	18.8	60t	2
Russell	18	81	4.5	18	0
Stephens	16	119	7.4	24	0
Hunter	11	97	8.8	25	0
Coates	10	95	9.5	17	1
Vaughn	9	89	9.9	32	0
Carpenter	3	45	15.0	23	0
Allen	1	9	9.0	9	0
Patriots	284	3442	12.1	60t	11
Opponents	335	4035	12.0	65t	25

Interceptions	No	Yds	Avg	Lg	TD
Hurst	3	21	7.0	21	0
Marion	2	33	16.5	33	0
Lippett	2	27	13.5	27	0
Henderson	2	2	1.0	2	0
Washington	2	0	0.0	0	0
Tippett	1	10	10.0	10	0
Patriots	12	93	7.8	33	0
Opponents	22	154	7.0	27	0

Punting	No	Yds	Avg	NetTB	In20	Lg	Blik
McCarthy	66	2650	40.2	35.7	3	17	93
Wagner	14	548	39.1	29.1	0	0	54
Patriots	82	3198	39.0	34.6	3	17	93
Opp.	69	2909	42.2	36.2	10	16	71

Punt Returns	No	FC	Yds	Avg	Lg	TD
Henderson	27	10	201	7.4	39	0
Fryar	2	4	10	5.0	10	0
Pool	1	0	0	0.0	0	0
Zackery	1	0	0	0.0	0	0
Patriots	31	14	211	6.8	39	0
Opponents	37	20	303	8.2	40	1

Kick Returns	No	Yds	Avg	Lg	TD
Vaughn	34	717	21.1	99t	1
Allen	8	161	20.1	31	0
Martin	8	178	22.3	26	0
Hobby	2	0	0.0	0	0
Timpson	2	37	18.5	21	0
Coates	1	6	6.0	6	0
Rakoczy	1	9	9.0	9	0
Rembert	0	0	0.0	0	0
Patriots	56	1108	19.8	99t	1
Opponents	51	850	16.7	49	0

Staurovsky: (35G,39G,36G) (-) (435n, 33G,28G) (33G) (38n,39G) (37G) (38G, 36n,42G) (20G,17G,25n) (46n,36G,35n).

Baumann: (44G,37G) (39n) (51b,46G, 32n) (23G) (24G) (45G,41G) (-).

Opponents: (44wl,52wr,42wl,48b) (30G, 32G) (49G,32G) (28G,38G) (42N,47G) (47G,58n,25G) (23G,32G,47n,23G) (35G,18G,47n,34G) (19G,47n,21G,42G) (21G,42G,49n,44G) (-) (23G,29G) (20G, 24G) (43n,40G)(23n,23G,27n)(49G,25G).

ALL-TIME RESULTS

Passing	Att	Cmp	Yards	Cmp%	Yds/Att	TD	TD%	Int	Int%	Lg	Sk/Yds	Rating
Millen	409	246	3073	60.1	7.51	9	2.2	18	4.4	60t	54/379	72.5
Hodson	68	36	345	52.9	5.07	1	1.5	4	5.9	32	9/57	47.7
Vaughn	2	1	13	50.0	6.50	1	50.0	0	0.0	13t	0/0	237.5
Fryar	1	0	0	0.0	0.00	0	0	0	0	0	0/0	--
McCarthy	1	1	11	100.0	11.0	0	0.0	0	0.0	11	0/0	131.3
Patriots	481	284	3442	59.0	7.16	11	2.3	22	4.6	60t	63/436	69.7
Opps.	565	335	4035	59.3	7.14	25	4.4	12	2.1	65t	25/183	87.1



1997 NEW ENGLAND PATRIOTS

1992 FINAL OFFENSIVE STATISTICS (2-14)

Head Coach: Dick MacPherson (2-14)

Fifth in AFC-East

Home Stadium: Foxboro Stadium

Date W/L Score Opponent Attendance

9/06		BYE		
9/13	L	0-14 at LA Rams	40,402	
9/20	L	6-10 Seattle	42,327	
9/27	L	7-41 Buffalo	52,527	
10/4	L	21-30 at NY Jets	60,108	
10/11	L	12-24 San Francisco	54,126	
10/18	L	17-38 at Miami	57,282	
10/25	L	17-19 Cleveland	32,219	
11/01	L	7-16 at Buffalo	78,268	
11/08	L	14-31 New Orleans	45,413	
11/15	W	37-34 at Indianapolis	OT 42,631	
11/22	W	24-3 NY Jets	27,642	
11/29	L	0-34 at Atlanta	54,494	
12/06	L	0-6 Indianapolis	19,429	
12/13	L	20-27 at Kansas City	52,208	
12/20	L	10-20 at Cincinnati	45,355	
12/27	L	13-16 Miami OT	34,726	

Team Statistics Pats Opp

TOTAL FIRST DOWNS	215	292
By Rushing	71	112
By Passing	130	149
By Penalty	14	31
Third Down: Md/Att.	72/223	77/214
Third Down: Eff.	32.3	36.0
Fourth Down: Md/Att.	8/19	6/15
Fourth Down: Eff.	42.1	40.0

POSSESSION AVG. 28:28 31:32

TOTAL NET YARDS 3584 5048

Avg. per Game 224.0 315.5

Total Offensive Plays 928 1000

Avg. per Play 3.9 5.0

NET YARDS RUSHING 1550 1951

Total Rushing Plays 419 521

Avg. per Game 96.6 121.9

NET YARDS PASSING 2034 3097

Avg. per Game 127.1 193.6

Sacked/Yards Lost 65/458 20/114

Gross Yards Passing 2492 3211

Att./Completions 444/244 459/258

Completion Pct. 55.0 56.2

Had Intercepted 19 14

PUNTS/AVERAGE 103/40.9 75/40.6

NET PUNTING AVG. 35.4 35.3

PENALTIES/YARDS 111/1051 90/673

FUMBLES/BALLS LOST 43/26 30/15

TOUCHDOWNS 25 40

Rushing 6 15

Passing 13 22

Returns 6 3

Score by Periods 1 2 3 4 OT Total

Patriots 61 51 32 58 3 205

Opponents 84 80 88 108 3 363

SCORING TD Ru Pa Rt PAT FG S TP

Baumann 0 0 0 0 22/24 11/17 0 55

Fryar 4 0 4 0 0 0 0 24

Coates 3 0 3 0 0 0 0 18

Brown 2 0 0 2 0 0 0 12

Cook 2 0 2 0 0 0 0 12

Russell 2 2 0 0 0 0 0 12

Stephens 2 2 0 0 0 0 0 12

Turner 2 0 2 0 0 0 0 12

Vaughn 2 1 0 1 0 0 0 12

Gash 1 1 0 0 0 0 0 6

Goad 1 0 0 1 0 0 0 6

McMurtry 1 0 1 0 0 0 0 6

Pool 1 0 0 1 0 0 0 6

Singleton 1 0 0 1 0 0 0 6

Timpson 1 0 1 0 0 0 0 6

PATRIOTS 25 6 13 6 22/25 11/17 0 205

Opponent 40 15 22 3 40/40 27/41 1 363

Sacks: Tippet 7.0, B. Williams 4.0, Goad 2.5, Agnew 1.0, Edwards 1.0, Howard 1.0, Lambert 1.0, Rembert 1.0, Sabb 1.0, Brown 0.5. Patriots 20.0, Opponents 65.0.

Passing Att Cmp Yards Cmp% Yds/Att TD TD% Int Int% Lg Sk/Yds Rating

Millen 203 124 1203 61.1 5.93 8 3.9 10 4.9 39 33/204 70.3

Zolak 100 52 561 52.0 5.61 2 2.0 4 4.0 65t 17/137 58.8

Hodson 91 50 496 54.9 5.45 2 2.2 2 2.2 54t 12/96 68.8

Carlson 49 18 232 36.7 4.73 1 2.0 3 6.1 40 3/21 33.7

McMurtry 1 0 0 0.0 0.00 0 0.0 0 0.0 0 0/0 --

Patriots 444 244 2492 55.0 5.61 13 2.9 19 4.3 65t 65/458 63.2

Opps. 459 258 3211 56.2 7.00 22 4.8 14 3.1 56 20/114 81.3

Rushing No Yds Avg Lg TD

Vaughn 113 451 4.0 36 1

Russell 123 390 3.2 23 2

Stephens 75 277 3.7 19 2

Lockwood 35 162 4.6 23 0

Millen 17 108 6.4 26 0

Zolak 18 71 3.9 19 0

Turner 10 40 4.0 11 0

Carlson 11 32 2.9 7 0

Hodson 5 11 2.2 5 0

Gash 5 7 1.4 4 1

Fryar 1 6 6.0 6 0

McMurtry 2 3 1.5 2 0

Coates 1 2 2.0 2 0

McCarthy 3 -10 -3.3 0 0

Patriots 419 1550 3.7 36 6

Opponents 521 1951 3.7 53 15

Receiving No Yds Avg Lg TD

Fryar 55 791 14.4 54t 4

Cook 52 413 7.9 27 2

McMurtry 35 424 12.1 65t 1

Timpson 26 315 12.1 25 1

Stephens 21 161 7.7 32 0

Coates 20 171 8.6 22t 3

Vaughn 13 84 6.5 28 0

Russell 11 24 2.2 12 0

Turner 7 52 7.4 19t 2

Stanley 3 63 21.0 36 0

Hodson 1 -6 -6.0 -6 0

Patriots 244 2492 10.2 65t 13

Opponents 258 3211 12.4 56 22

Interceptions No Yds Avg Lg TD

Henderson 3 43 14.3 34 0

Hurst 3 29 9.7 27 0

Pool 2 54 27.0 41t 1

Robbins 2 27 13.5 20 0

Singleton 1 82 82.0 82t 1

Brown 1 49 49.0 49t 1

Howard 1 1 1.0 1 0

Smith 1 0 0.0 0 0

Patriots 14 285 20.4 82t 3

Opponents 19 232 12.2 47 0

Punting No Yds Avg Net TB In 20 Lg Blk

McCarthy 103 4212 40.9 35.4 4 18 61 0

Patriots 103 4212 40.9 35.4 4 18 61 0

Opp. 75 3045 40.6 35.3 6 27 59 0

Punt Returns No FC Yds Avg Lg TD

Stanley 28 17 227 8.1 50 0

Timpson 8 2 47 5.9 14 0

Lambert 1 0 0 0.0 0 0

Fryar 0 1 0 0.0 0 0

Patriots 37 20 274 7.4 50 0

Opponents 59 21 484 8.2 53t 1

Field Goals 1-20 20-29 30-39 40-49 50+

Baumann 2/2 4/4 3/7 2/4 0/0

Patriots 2/2 4/4 3/7 2/4 0/0

Opponents 0/0 9/10 11/16 6/12 1/3

Baumann: (38n) (-) (-) (39n) (24G,44G)

(19G,44b) (30G) (-) (-) (36G,44G,18G)

(32G) (48n) (37n) (38n) (27G) (25G, 29G).

Opponents: (47n,39n,25n) (25G,33n)

(42G,30G) (37G,40G,47G) (51n,36G)

(34G) (29G,28G,21G,54n,44n,31n,32G)

(-) (46G) (35n,42n,48G,33G) (27G) (43n, 26G,54G) (31n,30G,48G) (30G, 26G)

(47n,42n,21G,39G) (38G,23G,35G)



1993 FINAL OFFENSIVE STATISTICS (5-11)

Head Coach: Bill Parcells (5-11)

Fourth in AFC-East

Home Stadium: Foxboro Stadium

Date W/L Score Opponent Attendance

9/05	L	14-38	at Buffalo	79,751
9/12	L	16-19	Detroit OT	54,151
9/19	L	14-17	Seattle	50,392
9/26	L	7-45	at NY Jets	64,836
10/03			BYE	
10/10	W	23-21	at Phoenix	36,115
10/17	L	14-28	Houston	51,037
10/24	L	9-10	at Seattle	56,526
10/31	L	6-9	at Indianapolis	46,522
11/07	L	10-13	Buffalo OT	54,326
11/21	L	13-17	at Miami	59,982
11/28	L	0-6	NY Jets	42,810
12/05	L	14-17	at Pittsburgh	51,358
12/12	W	7-2	Cincinnati	29,794
12/19	W	20-17	at Cleveland	48,618
12/26	W	38-0	Indianapolis	26,571
1/02/94	W	33-27	Miami OT	53,883

Team Statistics	Pats	Opp
TOTAL FIRST DOWNS	315	269
By Rushing	116	97
By Passing	169	161
By Penalty	30	11
Third Down: Md/Att.	92/237	96/231
Third Down: Eff.	38.8	41.6
Fourth Down: Md/Att.	13/27	5/13
Fourth Down: Eff.	48.1	38.5
POSSESSION AVG.	29:43	30:17
TOTAL NET YARDS	5065	4796
Avg. per Game	316.6	299.8
Total Offensive Plays	1091	1013
Avg. per Play	4.6	4.7
NET YARDS RUSHING	1780	1951
Total Rushing Plays	502	505
Avg. per Game	111.3	121.9
NET YARDS PASSING	3285	2845
Avg. per Game	205.3	177.8
Sacked/Yards Lost	23/127	34/242
Gross Yards Passing	3412	3087
Att./Completions	566/289	474/280
Completion Pct.	51.1	59.1
Had Intercepted	24	13
PUNTS/AVERAGE	76/40.7	90/41.2
NET PUNTING AVG.	34.8	34.7
PENALTIES/YARDS	65/468	111/803
FUMBLES/BALLS LOST	30/10	20/9
TOUCHDOWNS	26	32
Rushing	9	9
Passing	17	20
Returns	0	3

Score by Periods	1	2	3	4	OT	Total
Patriots	33	60	54	85	6	238
Opponents	41	103	26	110	6	286

SCORING	TD	Ru	Pa	Rt	PAT	FG	S	TP
Sisson	0	0	0	0	15	15/14	26/0	57
Coates	8	0	8	0	0	0	0	48
Russell	7	7	0	0	0	0	0	42
Bahr	0	0	0	0	10	10/10	5/5	0
Brisby	2	0	2	0	0	0	0	12
Timpson	2	0	2	0	0	0	0	12
Turner	2	0	2	0	0	0	0	12
Cook	1	0	1	0	0	0	0	6
Crittenden	1	0	1	0	0	0	0	6
Croom	1	1	0	0	0	0	0	6
Gash	1	1	0	0	0	0	0	6
McMurtry	1	0	1	0	0	0	0	6
Patriots	26	9	17	0	25	25/19	31/0	238
Opponent	32	9	20	3	32	32/20	24/1	286

Sacks: Slade 9.0, Tippet 8.5, A. Jones 3.5, Pitts 3.0, Sabb 2.0, Williams 2.0, Agnew 1.5, Brown 1.0, Collins 1.0, Hurst 1.0, Thompson 1.0, Goad 0.5. Patriots, 34.0, Opponents, 23.0.

Field Goals	1-19	20-29	30-39	40-49	50+
Sisson	1/1	8/13	3/4	2/6	0/2
Bahr	1/1	1/1	3/3	0/0	0/0
Patriots	2/2	9/14	6/7	2/6	0/2
Opponents	0/0	12/12	7/7	1/2	0/3

Passing	Att	Cmp	Yards	Cmp%	Yds/Att	TD	TD%	Int	Int%	Lg	Sk/Yds	Rating
Bledsoe	429	214	2494	49.9	5.81	15	3.5	15	3.5	54t	16/99	65.0
Secules	134	75	918	56.0	6.85	2	1.5	9	6.7	82	7/28	54.3
Zolak	2	0	0	0.0	0.00	0	0.0	0	0.0	0	0/0	39.6
Turner	1	0	0	0.0	0.00	0	0.0	0	0.0	0	0/0	39.6
Patriots	566	289	3412	51.1	6.03	17	3.0	24	4.2	82	23/127	62.1
Opps.	474	280	3087	59.1	6.51	20	4.2	13	2.7	56	34/242	81.1

Rushing	No	Yds	Avg	Lg	TD
Russell	300	1088	3.6	21	7
Turner	50	231	4.6	49	0
Croom	60	198	3.3	22	1
Gash	48	149	3.1	14	1
Bledsoe	32	82	2.6	15	0
Secules	8	33	4.1	13	0
Saxon	2	2	1.0	2	0
Zolak	1	0	0.0	0	0
Crittenden	1	-3	-3.0	-3	0
Patriots	502	1780	3.5	49	9
Opponents	505	1951	3.9	57	9

Receiving	No	Yds	Avg	Lg	TD
Coates	53	659	12.4	54t	8
Brisby	45	626	13.9	39	2
Timpson	42	654	15.6	48	2
Turner	39	333	8.5	26	2
Russell	26	245	9.4	69	0
McMurtry	22	241	11.0	20	1
Cook	22	154	7.0	17	1
Crittenden	16	293	18.3	44	1
Gash	14	93	6.6	15	0
Croom	8	92	11.5	21	0
T. Brown	2	22	11.0	14	0
Patriots	289	3412	11.8	82	17
Opponents	280	3087	11.0	56	20

Interceptions	No	Yds	Avg	Lg	TD
Hurst	4	53	13.3	24	0
Wren	3	-7	-2.3	2	0
Barnett	1	40	40.0	40	0
V. Brown	1	24	24.0	24	0
Collins	1	8	8.0	8	0
Thompson	1	4	4.0	4	0
Lambert	1	0	0.0	0	0
Ray	1	0	0.0	0	0
Patriots	13	122	9.4	40	0
Opponents	24	201	8.4	34	1

Punting	No	Yds	Avg	NetTB	In20	Lg	Blk
Saxon	73	3096	42.4	34.8	7	25	59
Patriots	76	3096	40.7	34.8	7	25	59
Opp.	90	3709	41.2	34.7	6	19	58

Punt Returns	No	FC	Yds	Avg	Lg	TD
T. Brown	25	9	224	9.0	19	0
Harris	23	4	201	8.7	21	0
Crittenden	2	1	37	18.5	30	0
Smith	1	0	0	0.0	0	0
Patriots	51	14	462	9.1	30	0
Opponents	34	6	313	9.2	47t	1

Kick Returns	No	Yds	Avg	Lg	TD
Crittenden	23	478	20.8	44	0
T. Brown	15	243	16.2	29	0
Harris	6	90	15.0	19	0
Sabb	2	0	0.0	0	0
Cook	1	8	8.0	8	0
Coates	0	0	0.0	0	0
Patriots	47	819	17.4	44	0
Opponents	44	921	20.9	42	0

Sisson: (-) (26G,21G,32G,28wr) (54s) (-) (37wl,29G,23G,31G) (42b) (48s,41wr,36G,25G,19G) (40G,45wl,26G) (28wr,27G) (28G,26wl,40G) (54wl,28b) (-) (27wr).

Bahr: (23G,34G) (19G) (31G,37G).

Opponents: (28G) (52wr,22G,26G,23G,38G) (52wl,24G) (53wl,42G) (-) (-) (30G) (27G,38G,37G) (40wl,27G,32G) (23G) (33G,23G) (35G) (-) (23G) (-) (29G,24G).



1994 FINAL OFFENSIVE STATISTICS (10-6)

Head Coach: Bill Parcells (10-6)

Second in AFC-East

Home Stadium: Foxboro Stadium

Date W/L Score Opponent Attendance

9/04	L	35-39	at Miami	69,613
9/11	L	35-38	Buffalo	60,274
9/18	W	31-28	at Cincinnati	46,640
9/25	W	23-17	at Detroit	59,618
10/02	W	17-16	Green Bay	57,522
10/09	L	17-21	LA Raiders	59,889
10/16	L	17-24	at NY Jets	71,123
10/30	L	3-23	Miami	59,167
11/06	L	6-13	at Cleveland	73,878
11/13	W	26-20	Minnesota	58,382
11/20	W	23-17	San Diego	59,690
11/27	W	12-10	at Indianapolis	43,839
12/04	W	24-13	NY Jets	60,138
12/11	W	28-13	Indianapolis	57,656
12/18	W	41-17	at Buffalo	56,784
12/24	W	13-3	at Chicago	60,178

AFC PLAYOFFS

1/1/95	L	13-20	at Cleveland	77,452
--------	---	-------	--------------	--------

Team Statistics

	Pats	Opp
TOTAL FIRST DOWNS	348	280
By Rushing	83	86
By Passing	243	173
By Penalty	22	21

Third Down: Md/Att.	106/257	72/215
Third Down: Eff.	41.2	33.5
Fourth Down: Md/Att.	18/35	6/16
Fourth Down: Eff.	51.4	37.5

POSSESSION AVG. 32:08 27:52

TOTAL NET YARDS 5776 5207

Avg. per Game 361.0 325.4

Total Offensive Plays 1199 1006

Avg. per Play 4.8 5.2

NET YARDS RUSHING 1332 1760

Total Rushing Plays 478 422

Avg. per Game 83.3 110.0

NET YARDS PASSING 4444 3447

Avg. per Game 277.8 215.4

Sacked/Yards Lost 22/139 39/290

Gross Yards Passing 4583 3737

Att./Completions 699/405 545/298

Completion Pct. 57.9 54.7

Had Intercepted 27 22

PUNTS/AVERAGE 69/41.2 83/40.2

NET PUNTING AVG. 35.7 34.6

PENALTIES/YARDS 78/597 111/795

FUMBLES/BALLS LOST 28/11 34/18

TOUCHDOWNS 39 36

Rushing 12 11

Passing 25 21

Returns 2 4

Score by Periods 1 2 3 4 OT Total

Patriots 46 95 94 110 6 351

Opponents 53 133 56 70 - 312

SCORING

TD Ru Pa Rt PAT FG S TP

Bahr 0 0 0 0 36/36 27/34 0 117

Butts 8 8 0 0 0 0 0 48

Coates 7 0 7 0 0 0 0 42

Thompson 7 2 5 0 0 0 0 42

Brisby 5 0 5 0 0 0 0 30

Crittenden 3 0 3 0 0 0 0 18

Timpson 3 0 3 0 0 0 0 18

Turner 3 1 2 0 0 0 0 18

Reynolds 2 0 0 2 0 0 0 12

Thomas 1 1 0 0 0 0 0 6

O'Neill 0 0 0 0 0 0/1 0 0

PATRIOTS 39 12 25 2 36/36 27/35 0 351

Opponent 36 11 21 4 32/33 20/25 0 312

2-Pt. Conversions: Patriots 0-2, Opp. 2-3.

Sacks: Slade 9.5, M. Jones 6.0, McGinest

4.5, A. Jones 4.0, Sabb 3.5, Goad 3.0,

Hurst 2.0, Reynolds 2.0, V. Brown 1.5, T.

Barnett 1.0, Pitts 1.0, Agnew 0.5, Smith

0.5. Patriots 39.0, Opponents 22.0.

Rushing No Yds Avg Lg TD

Butts 243 703 2.9 26 8

Thompson 102 312 3.1 13 2

Turner 36 111 3.1 13 1

Gash 30 86 2.9 10 0

Thomas 19 67 3.5 13 1

Bledsoe 44 40 0.9 7 0

Timpson 2 14 7.0 10 0

Coates 1 0 0.0 0 0

Zolak 1 -1 -1.0 -1 0

Patriots 478 1332 2.8 26 12

Opponents 422 1760 4.2 52 11

Receiving No Yds Avg Lg TD

Coates 96 1174 12.2 62t 7

Timpson 74 941 12.7 37 3

Thompson 65 465 7.2 27t 5

Brisby 58 904 15.6 43 5

Turner 52 471 9.1 32 2

Crittenden 28 379 13.5 32 3

Burke 9 86 9.6 17 0

Gash 9 61 6.8 19 0

Butts 9 54 6.0 15 0

Hawkins 2 22 11.0 14 0

Thomas 2 15 7.5 9 0

Harris 1 11 11.0 11 0

Patriots 405 4583 11.3 62t 25

Opponents 298 3737 12.5 65t 21

Interceptions No Yds Avg Lg TD

Hurst 7 68 9.7 24 0

H. Barnett 3 51 17.0 24 0

V. Brown 3 22 7.3 12 0

Guyton 2 18 9.0 15 0

Smith 2 10 5.0 10 0

Sabb 2 6 3.0 5 0

Whigham 1 21 21.0 21 0

Reynolds 1 11 11.0 11 0

Ray 1 2 2.0 2 0

Patriots 22 209 9.5 24 1

Opponents 27 252 9.3 90t 2

Punting No Yds Avg NetTB In20 Lg Blk

O'Neill 69 2841 41.2 35.7 6 25 67 0

Patriots 69 2841 41.2 35.7 6 25 67 0

Opp. 83 3333 40.2 34.6 4 21 53 0

Punt Returns No FC Yds Avg Lg TD

T. Brown 24 10 202 8.4 38 0

Crittenden 19 6 155 8.2 26 0

Harris 3 0 26 8.7 12 0

Patriots 46 16 383 8.3 38 0

Opponents 34 9 260 7.6 30 0

Kick Returns No Yds Avg Lg TD

Crittenden 24 460 19.2 36 0

Thompson 18 376 20.9 30 0

Croom 10 172 17.2 24 0

Burke 3 11 3.7 6 0

Thomas 3 40 13.3 16 0

T. Brown 1 14 14.0 14 0

DeOssie 1 14 14.0 14 0

Gash 1 9 9.0 9 0

Guyton 1 -1 -1.0 -1 0

Timpson 1 28 28.0 28 0

Patriots 63 1123 17.8 36 0

Opponents 63 1375 21.8 80t 1

Field Goals 1-19 20-29 30-39 40-49 50+

Bahr 0/0 14/14 9/12 4/8 0/0

O'Neill 0/0 0/0 0/0 0/1 0/0

Patriots 0/0 14/14 9/12 4/9 0/0

Opponents 0/0 5/5 5/8 8/10 2/2

Bahr: (-) (-) (43G, 24G, 28G, 35G)

(20G, 28G, 21G) (48s, 32wl, 33G) (24G)

(40G) (48G) (20G, 39G) (38G, 39wl,

23G) (44wr, 39G, 48wl, 38G, 23G) (22G,

37G, 25G, 42G) (33G) (36wl) (33G, 20G)

(29G, 22G, 46wl).

O'Neill: (-) (-) (-) (-) (-) (47s) (-) (-) (-)

(-) (-) (-) (-) (-).

Opponents: (42G) (32G) (-) (27G) (27G)

(-) (32wl, 37G) (44G, 50G, 48G) (33G, 41G)

(40G, 33G) (48s, 34G) (42wr, 50G) (46G,

26G) (27G, 47G) (24G) (44G, 38B, 36wl).

Passing Att Cmp Yards Cmp% Yds/Att TD TD% Int Int% Lg Sk/Yds Rating

Bledsoe 691 400 4555 57.9 6.59 25 3.6 27 3.9 62t 22/139 73.6

Zolak 8 5 28 62.5 3.50 0 0.0 0 0.0 13 0/0 68.8

Patriots 699 405 4583 57.9 6.56 25 3.6 27 3.9 62t 22/139 73.5

Opps. 545 298 3737 54.7 6.86 21 3.9 22 4.0 65t 39/290 72.2



1995 FINAL OFFENSIVE STATISTICS (6-10)

Head Coach: Bill Parcells (6-10)

Fourth in AFC-East

Home Stadium: Foxboro Stadium

Date W/L Score Opponent Attendance

9/04 L 35-39 at Miami 69,613

9/3 W 17-14 Cleveland 60,126

9/10 L 3-20 Miami 60,239

9/17 L 3-28 at San Francisco 66,179

Open Date

10/1 L 17-30 at Atlanta 47,114

10/8 L 3-37 Denver 60,074

10/15 L 26-31 at Kansas City 77,992

10/23 W 27-14 Buffalo 60,203

10/29 L 17-20 Carolina OT 60,064

11/5 W 20-7 at NY Jets 61,462

11/12 W 34-17 at Miami 70,339

11/19 L 10-24 Indianapolis 59,544

11/26 W 35-25 at Buffalo 69,384

12/3 L 17-31 New Orleans 59,876

12/10 W 31-28 NY Jets 46,617

12/16 L 27-41 at Pittsburgh 57,158

12/23 L 7-10 at Indianapolis 54,685

Team Statistics

TOTAL FIRST DOWNS 335 308

Rushing 106 106

Passing 207 181

Penalty 22 21

3rd Down: Made/Att. 99/260 80/215

3rd Down % 38.1 37.2

4th Down: Made/Att. 17/39 7/13

4th Down % 43.6 53.8

POSSESSION AVG. 29:33 30:27

TOTAL NET YARDS 5,457 5,764

Avg. Per Game 341.1 360.3

Total Plays 1,187 1,034

Avg. Per Play 4.6 5.6

NET YARDS RUSHING 1,866 1,878

Avg. Per Game 116.6 117.4

Total Rushes 474 448

NET YARDS PASSING 3,591 3,886

Avg. Per Game 224.4 242.9

Sacked/Yds Lost 27/198 37/221

Gross Yards 3,789 4,107

Att./Completions 686/351 549/342

Completion Pct. 51.2 62.3

Had Intercepted 16 15

PUNTS/ AVERAGE 79/39.2 86/38.8

NET PUNTING AVG. 79/32.9 86/32.0

PENALTIES/YARDS 84/676 104/816

FUMBLES/BALLS LOST 32/20 24/14

TOUCHDOWNS 32 44

Rushing 16 12

Passing 14 29

Returns 2 3

Score by Periods 1 2 3 4 OT Total

PATRIOTS 49 84 59 102 - 294

Opponents 60 143 72 99 3 377

SCORING TD Ru Pa Rt PAT FG S TP

Bahr 0 0 0 0 0 27/27 23/33 0 96

Martin 15 14 1 0 0/0 0/0 0 92

Coates 6 0 6 0 0/0 0/0 0 36

Brisby 3 0 3 0 0/0 0/0 0 18

Meggett 2 2 0 0 0/0 0/0 0 16

Graham 2 0 2 0 0/0 0/0 0 12

Brown, T. 1 0 0 1 0/0 0/0 0 6

Gash 1 0 1 0 0/0 0/0 0 6

Moore, W. 1 0 1 0 0/0 0/0 0 6

Slade 1 0 0 1 0/0 0/0 0 6

PATRIOTS 32 16 14 2 27/27 23/33 0 294

Opponent 44 12 29 3 40/41 23/32 0 377

2-Pt. Conversions: Meggett 2, Martin.

Patriots 3-5, Opp. 2-3.

Sacks: McGinest 11.0, V. Brown 4.0,

Collins 4.0, Slade 4.0, M. Jones 3.0,

Reynolds 2.5, Barnett 2.0, Lewis 1.5, White

1.5, A. Jones 1.0, Law 1.0, T. Roberts 1.0,

Johnson 0.5 Patriots 37.0, Opponents

27.0

Passing Att Cmp Yards Cmp% Yds/Att TD TD% Int Int% Lg Sk/Yds Rating

Bledsoe 636 323 3,507 50.8 5.51 13 2.0 16 2.5 471 23/170 63.7

Zolak 49 28 282 57.1 5.76 1 2.0 0 0.0 72 4/28 80.5

Meggett 1 0 0 0.0 0.00 0 0.0 0 0.0 0 0/0 39.6

Patriots 686 351 3,789 51.2 5.52 14 2.0 16 2.3 72 27/198 64.8

Opps. 549 342 4,107 62.3 7.48 29 5.3 15 2.7 70t 37/221 91.4

Rushing No Yds Avg Lg TD

Martin 368 1,487 4.0 49 14

Meggett 60 250 4.2 25 2

Croom 13 54 4.2 12 0

Bledsoe 20 28 1.4 15 0

Gash 8 24 3.0 9 0

Zolak 4 19 4.8 12 0

Lee 1 4 4.0 4 0

Patriots 474 1,866 3.9 49 16

Opponents 448 1,878 4.2 66t 12

Receiving No Yds Avg Lg TD

Coates 84 915 10.9 35 6

Brisby 66 974 14.8 72 3

Meggett 52 334 6.4 19 0

Moore, W. 43 502 11.7 33 1

Martin 30 261 8.7 27 1

Gash 26 242 9.3 30 1

Burke 15 136 9.1 21 0

Brown, T. 14 159 11.4 31 0

Graham 10 156 15.6 37t 2

Lee 8 107 13.4 33 0

Croom 1 8 8.0 8 0

Grant 1 4 4.0 4 0

Bledsoe 1 -9 -9.0 -9 0

Patriots 351 3,789 10.8 72 14

Opponents 342 4,107 12.0 70t 29

Interceptions No Yds Avg Lg TD

Brown, V. 4 1 0.3 1 0

Guyton 3 68 22.7 45 0

Law 3 47 15.7 38 0

Reynolds 3 6 2.0 4 0

Ray 1 21 21.0 21 0

Hurst 1 0 0.0 0 0

Patriots 15 143 9.5 45 0

Opponents 16 161 10.1 69t 1

Punting No Yds Avg NetTB In20 Lg Blk

O'Neill 41 1514 36.9 31.2 3 14 57 0

Wagner 37 1557 42.1 35.4 4 13 57 0

Bahr 1 29 29.0 9.0 1 0 29 0

Patriots 79 3100 39.2 32.9 8 27 57 0

Opp. 86 3339 38.8 32.0 10 21 64 0

Punt Returns No FC Yds Avg Lg TD

Meggett 45 17 383 8.5 23 0

Patriots 45 17 383 8.5 23 0

Opponents 40 11 342 8.6 42 0

Kick Returns No Yds Avg Lg TD

Meggett 38 964 25.4 62 0

Brown, T. 31 672 21.7 38 0

Gisler 2 19 9.5 11 0

Lee 1 14 14.0 14 0

Frisch 1 8 8.0 8 0

Burke 1 7 7.0 7 0

Grant 1 7 7.0 7 0

Patriots 75 1,691 22.5 62 0

Opponents 67 1,405 21.0 58 0

Field Goals 1-19 20-29 30-39 40-49 50+

Bahr 1/2 12/12 3/7 5/7 2/5

Patriots 1/2 12/12 3/7 5/7 2/5

Opponents 1/1 7/8 11/15 1/4 3/4

Bahr: (21G, 21G, 28G), (29G), (34WR,

43G), (27G), (51G), (29G, 20G), (39G,

42B, 24G), (19S), (41G, 29G), (19S,

55G, 47G), (41G), (29G, 43G), (39G,

43WL), (31WR, 35WL, 30WL, 31G),

(23G, 22G), (54s, 55s, 50s).

Opponents: (-), (22G, 54B, 19G), (-),

(34G, 54G, 31G, 32G, 33G), (37G, 31G,

51G), (27G), (23G, 23G, 47WL), (38WR,

27G, 39WR, 29G), (-), (29WL, 36G),

(36G), (51G, 48G), (24G), (33WR),

(43WL, 32G, 32G), (44WL, 35WR, 30G).



1996 FINAL OFFENSIVE STATISTICS (11-5)

Head Coach: Bill Parcells (11-5)

First in AFC-East

Home Stadium: Foxboro Stadium

Date W/L Score Opponent Attendance

09/01	L	10-24	at Miami	71,542
09/08	L	10-17	at Buffalo	78,104
09/15	W	31-0	Arizona	59,118
09/22	W	28-25	Jacksonville OT	59,446
10/06	W	46-38	at Baltimore	63,569
10/13	L	22-27	Washington	59,638
10/20	W	27-9	at Indianapolis	58,725
10/27	W	28-25	Buffalo	58,858
11/03	W	42-23	Miami	58,942
11/10	W	31-27	at NY Jets	61,715
11/17	L	8-34	Denver	59,452
11/24	W	27-13	Indianapolis	58,226
12/01	W	45-7	at San Diego	59,209
12/08	W	34-10	NY Jets	54,621
12/15	L	6-12	at Dallas	64,578
12/21	W	23-22	at NY Giants	65,387

AFC PLAYOFFS

1/5/97 W 28-3 Pittsburgh 60,188

1/12/97 W 20-6 Jacksonville 60,190

SUPER BOWL XXXI

1/26/97 L 21-35 Green Bay 72,301

Team Statistics

	Pats	Opp
Total First Downs	339	305
Rushing	103	102
Passing	206	178
Penalty	30	25
3rd Down: Made/Att	84/228	82/228
3rd Down Pct.	36.8	36.0
4th Down: Made/Att	19/34	12/22
4th Down Pct.	55.9	54.5
Possession Avg.	30:11	29:49
Total Net Yards	5369	5305
Avg. Per Game	335.6	331.6
Total Plays	1085	1063
Avg. Per Play	4.9	5.0
Net Yards Rushing	1468	1502
Avg. Per Game	91.8	93.9
Total Rushes	427	434
Net Yards Passing	3901	3803
Avg. Per Game	243.8	237.7
Sacked/Yards Lost	30/190	33/252
Gross Yards	4091	4055
Att./Completions	628/374	596/322
Completion Pct.	59.6	54.0
Had Intercepted	15	23
Punts/Average	64/43.2	82/42.5
Net Punting Avg.	64/35.8	82/33.6
Penalties/Yards	97/716	139/1189
Fumbles/Ball Lost	25/12	23/11
Touchdowns	48	34
Rushing	15	14
Passing	27	17
Returns	6	3

Score by Periods

	1	2	3	4	OT	Total
Patriots	79	123	108	105	3	418
Opponents	59	105	75	74	-	313

SCORING

	TD	Ru	Pa	Rt	PAT	FG	S	TP
Vinatieri	0	0	0	0	39/42	27/35	0	120
Martin	17	14	3	0			0	104
Coates	9	0	9	0			0	56
Glenn	6	0	6	0			0	36
Jefferson	4	0	4	0			0	24
Byars LG	2	0	2	0			0	14
Byars TM	2	0	2	0			0	14
Gash	2	0	2	0			0	14
McGinest	2	0	0	2			0	12
Bartrum	1	0	1	0			0	6
C. Brown	1	0	0	1			0	6
Bruschi	1	0	0	1			0	6
Grier	1	1	0	0			0	6
Law	1	0	0	1			0	6
Meggett	1	0	0	1			0	6
Team	48	15	27	6	39/42	27/35	1	418
Opponent	34	14	17	3	28/28	23/29	1	313

2-Pt. Conversions: Byars, Coates, Gash, Martin, Team 4-6, Opponents 5-6

Sacks: McGinest 9.5, Slade 7.0, Bruschi 4.0, Sagapolutele 3.0, Jones 2.0, Eaton 1.0, Milloy 1.0, Ray 1.0, Smith 1.0, Wheeler 1.0, Wyman 1.0, Collons 0.5, McGruder 0.5, Sabb 0.5, PATRIOTS 33.0, Opponents 30.0

Passing	Att	Cmp	Yards	Cmp%	Yds/Att	TD	TD%	Int	Int%	Lg	Sk/Yds	Rating
Bledsoe	623	373	4086	59.9	6.56	27	4.3	15	2.4	84t	30/190	83.7
Tupa	2	0	0	0.0	0.00	0	0.0	0	0.0	0	0/0	39.6
Grier	1	0	0	0.0	0.00	0	0.0	0	0.0	0	0/0	39.6
Meggett	1	0	0	0.0	0.00	0	0.0	0	0.0	0	0/0	39.6
Zolak	1	1	5	100.0	5.00	0	0.0	0	0.0	5	0/0	87.5
Team	628	374	4091	59.6	6.51	27	4.3	15	2.4	84t	30/190	83.2
Opps.	596	322	4055	54.0	6.80	17	2.9	23	3.9	63t	33/252	68.9

	Rushing	No	Yds	Avg	Lg	TD
Martin		316	1152	3.6	57	14
Meggett		40	122	3.1	12	0
Grier		27	105	3.9	26	1
Glenn		5	42	8.4	26	0
Bledsoe		24	27	1.1	8	0
Gash		8	15	1.9	3	0
Jefferson		1	6	6.0	6	0
Byars LG		2	2	1.0	3	0
Byars TM		2	2	1.0	3	0
Zolak		4	-3	-7	0	0
Team		427	1468	3.4	57	15
Opponents		434	1502	3.5	36	14

	Receiving	No	Yds	Avg	Lg	TD
Glenn		90	1132	12.6	37t	6
Coates		62	682	11.0	84t	9
Jefferson		50	771	15.4	42	4
Martin		46	333	7.2	41	3
Meggett		33	292	8.8	26	0
Gash		33	276	8.4	28	2
Byars LG		32	289	9.0	27	2
Byars TM		27	249	9.2	27	2
T. Brown		21	222	10.6	38	0
Graham		5	64	12.8	23	0
W. Moore		3	37	12.3	16	0
Burke		1	19	19.0	19	0
Grier		1	8	8.0	8	0
Jells		1	5	5.0	5	0
Bartrum		1	1	1.0	1t	1
Team		374	4091	10.9	84t	27
Opponents		322	4055	12.6	63t	17

	Interceptions	No	Yds	Avg	Lg	TD
Clay		4	50	12.5	35	0
Law		3	45	15.0	38t	1
Smith LG		2	20	10.0	11	0
Smith TM		2	20	10.0	11	0
Hitchcock		2	14	7.0	14	0
Milloy		2	14	7.0	14	0
Henderson		2	7	3.5	7	0
Reynolds		2	7	3.5	7	0
McGinest		1	46	46.0	46t	1
Ray		1	43	43.0	43	0
Collins		1	7	7.0	7	0
Slade		1	2	2.0	2	0
Johnson		1	0	0.0	0	0
Sabb		1	0	0.0	0	0
Team		23	255	11.1	46t	2
Opponents		15	191	12.7	60	1

	Punting	No	Yds	Avg	NetTB	In20	Lg	Bik
Tupa		63	2739	43.5	36.0	7	14	62
Vinatieri		1	27	27.0	27.0	0	1	27
Team		64	2766	43.2	35.8	7	15	62
Opp		82	3483	42.5	33.6	7	18	58

	Punt Returns	No	FC	Yds	Avg	Lg	TD
Meggett		52	9	588	11.3	60t	1
Team		52	9	588	11.3	60t	1
Opponents		34	8	334	9.8	36	0


	Kick Returns	No	Yds	Avg	Lg	TD
Meggett		34	781	23.0	54	0
T. Brown		29	634	21.9	51	0
Gisler		1	9	9.0	9	0
Team		64	1424	22.3	54	0
Opponents		81	1683	20.8	70	0

	Field Goals	1-19	20-29	30-39	40-49	50+
Vinatieri		1/1	9/10	8/8	8/14	1/2
Team		1/1	9/10	8/8	8/14	1/2
Opponents		0/0	10/10	10/11	2/6	1/2

Vinatieri: (25G)(42G,45N,25N,47B)(47N,31G)(23G,30G,29G,44N,41G,40G)(22G,35G,50G)(24G,35G,29G,43N)(44G,36G)(40G,32G,54N)(30G)(40N)(26G,22G)(47G)(19G,41G)(21G,30G)(40G)

Opponents: (34G)(33G,37N)(42N,27G)(21G,48N,24G)(21G,35G,38G)(33G)(45N,39G)(48N,26G,32G)(52N,28G,47G)(42G,50G)(27G)(23G,36G,35G,29G)(30G,27G)

All Time Records





PATRIOTS TOP 10

PATRIOTS ALL-TIME LEADERS

(ALL CAPS Indicate Active Patriots Players)

TOP 10 RUSHERS

(Based On Rushing Yardage)

	Name	Years	No.	Yards	Avg	Lg	TD
1.	Sam Cunningham	(1973-79, 81-82)	1,385	5,453	3.9	75t	43
2.	Jim Nance	(1965-71)	1,323	5,323	4.0	65t	45
3.	Tony Collins	(1981-87)	1,191	4,647	3.9	54	32
4.	Don Calhoun	(1975-81)	820	3,391	4.1	73	23
5.	John Stephens	(1988-92)	891	3,249	3.6	52	17
6.	Larry Garron	(1960-68)	763	2,981	3.9	85t	14
7.	CURTIS MARTIN	(1995-)	684	2,639	3.9	57	28
8.	Craig James	(1984-88)	585	2,469	4.2	73	11
9.	Leonard Russell	(1991-93)	689	2,437	3.5	24	13
10.	Mosi Tatupu	(1978-90)	612	2,415	3.9	55	18
11.	Carl Garrett	(1969-72)	537	2,235	4.2	80t	15

TOP 10 PASSERS

(Based On Passing Yardage)

	Name	Years	Att	Comp	Yds	Pct	TD	Int
1.	Steve Grogan	(1975-90)	3,593	1,879	26,886	52.2	182	208
2.	Babe Parilli	(1961-67)	2,413	1,140	16,747	47.2	132	138
3.	DREW BLEDSOE	(1993-)	2,366	1,323	14,642	55.9	80	73
4.	Tony Eason	(1983-89)	1,500	876	10,732	58.4	60	48
5.	Jim Plunkett	(1971-75)	1,503	729	9,932	48.5	62	87
6.	Hugh Millen	(1991-92)	612	370	4,276	60.5	17	28
7.	Mike Taliaferro	(1968-70)	680	305	3,920	44.9	27	44
8.	Butch Songin	(1960-61)	604	285	3,905	47.2	36	24
9.	Matt Cavanaugh	(1978-82)	385	206	3,018	53.5	19	23
10.	Marc Wilson	(1989-90)	415	214	2,631	51.6	9	16

TOP 10 RECEIVERS

(Based On Number Of Receptions)

	Name	Years	No	Yds.	Avg	Lg	TD
1.	Stanley Morgan	(1977-89)	534	10,352	19.4	76t	67
2.	Irving Fryar	(1984-92)	363	5,726	15.8	80t	37
3.	BEN COATES	(1991-)	325	3,624	11.2	84t	34
4.	Gino Cappelletti	(1960-70)	292	4,589	15.7	63t	42
5.	Jim Colclough	(1960-68)	283	5,001	17.7	78t	39
6.	Tony Collins	(1981-87)	261	2,356	9.0	49	12
7.	Sam Cunningham	(1973-79, 81-82)	210	1,905	9.1	41	6
	Marv Cook	(1989-93)	210	1,843	8.8	47	11
9.	Russ Francis	(1975-80, 87-88)	207	3,157	15.3	53	28
10.	Art Graham	(1963-68)	199	3,107	15.6	80t	20

TOP 10 SCORERS

(Based On Total Points)

			TD		TD		TD			
	Name	Years	TD	Run	Pa	Rt	FG	PAT		TP
1.	Gino Cappelletti	(1960-70)	42	0	42	0	176	342		1,130
2.	John Smith	(1974-83)	0	0	0	0	128	308		692
3.	Tony Franklin	(1984-87)	0	0	0	0	93	163		442
4.	Stanley Morgan	(1977-89)	68	0	67	1	0	0		408
5.	Sam Cunningham	(1973-79, 81-82)	49	43	6	0	0	0		294
6.	Jim Nance	(1965-71)	46	45	1	0	0	0		276
7.	Tony Collins	(1981-87)	44	32	12	0	0	0		264
8.	Larry Garron	(1960-68)	42	14	26	2	0	0		252
9.	Irving Fryar	(1984-92)	41	1	37	3	0	0		246
10.	Jim Colclough	(1960-68)	39	0	39	0	0	0		238
	Matt Bahr	(1993-95)	0	0	0	0	55	73		238



PATRIOTS TOP 10

TOP 10 INTERCEPTORS

(Based On Number Of Interceptions)

Name	Years	No.	Yds.	Avg.	Lg	TD
1. Raymond Clayborn	(1977-89)	36	555	15.4	85	1
2. Ron Hall	(1961-67)	29	476	16.4	87	1
Roland James	(1980-90)	29	383	13.2	46	0
Fred Marion	(1982-91)	29	457	15.8	83	1
5. Mike Haynes	(1976-82)	28	393	14.0	50	1
6. Maurice Hurst	(1989-95)	27	253	9.4	36	1
7. Nick Buoniconti	(1962-68)	24	223	9.3	41	0
Ronnie Lippett	(1984-91)	24	420	17.5	73	2
9. Don Webb	(1961-70)	21	366	17.4	59	2
10. Ron Bolton	(1972-75)	18	116	6.4	56	0

TOP 10 PUNT RETURNERS

(Based on Return Yardage)

Name	Years	No.	FC	Yds.	Avg	LG	TD
1. Irving Fryar	(1984-92)	206	70	2,055	10.0	85t	3
2. Mike Haynes	(1976-81)	111	8	1,159	10.4	89t	2
3. DAVID MEGGETT	(1995-)	97	26	971	10.0	60t	1
4. Stanley Morgan	(1977-89)	92	32	960	10.4	80t	1
5. Mack Herron	(1973-75)	74	14	888	12.0	66	0
6. Ricky Smith	(1982-83)	54	20	537	9.9	55	0
7. Carl Garrett	(1969-72)	43	2	487	11.3	62	0
8. TROY BROWN	(1993-)	49	19	426	8.8	38	0
9. Roland James	(1980-90)	42	8	400	9.5	75t	1
10. Ron Burton	(1960-65)	56	0	389	6.9	62	0

TOP 10 KICKOFF RETURNERS

(Based on Return Yardage)

Name	Years	No.	Yds.	Avg	LG	TD
1. Larry Garron	(1960-67)	89	2,299	25.8	95t	2
2. Stephen Starring	(1983-87)	107	2,259	21.1	53	0
3. Carl Garrett	(1969-72)	92	2,251	24.5	63	0
4. Sammy Martin	(1988-90)	80	1,834	22.9	95t	1
5. Mack Herron	(1973-75)	71	1,796	25.3	92t	1
6. DAVID MEGGETT	(1995-)	72	1,745	24.3	62	0
7. TROY BROWN	(1993-)	76	1,563	20.6	51	0
8. Raymond Clayborn	(1977-89)	57	1,538	27.0	101t	3
9. Ricky Smith	(1982-84)	67	1,505	22.5	98t	1
10. Jay Cunningham	(1965-67)	64	1,372	21.4	45	0

TOP 10 PUNTERS

(Based on Number of Punts)

Name	Years	No.	Yds	Avg	LG	BLK
1. Rich Camarillo	(1981-87)	468	19,922	42.6	76	4
2. Tom Yewcic	(1961-66)	377	14,553	38.6	70	9
3. Tom Janik	(1969-71)	243	9,516	39.2	58	1
4. Mike Patrick	(1975-78)	222	8,481	38.2	64	0
5. Shawn McCarthy	(1991-92)	169	6,862	40.6	93	2
6. Jeff Feagles	(1988-89)	154	5,874	38.1	74	1
7. Terry Swanson	(1967-68)	127	5,081	40.0	62	2
8. Pat O'Neill	(1994-95)	110	4,355	39.6	57	0
9. Bruce Barnes	(1973-74)	100	3,738	37.4	53	0
10. Brian Hansen	(1990)	90	3,752	41.7	69	2



PATRIOTS LONGEST PLAYS

RUSHING

PLAYER	YARDS	OPPONENT	DATE
1. Larry Garron	85t	vs. Buffalo	Oct. 22, 1961
2. Carl Garrett	80t	vs. Miami	Nov. 9, 1969
3. Robert Weathers	77t	vs. Baltimore	Sept. 4, 1983
Ron Burton	77t	at Denver	Oct. 23, 1960
5. Sam Cunningham	75t	at Buffalo	Oct. 20, 1974

PASS PLAYS

PLAYER	YARDS	OPPONENT	DATE
1. Tony Eason to Craig James	90t	at Chicago	Sept. 15, 1985
2. Jim Plunkett to Randy Vataha	88t	at Baltimore	Dec. 19, 1971
3. Tom Sherman to Jim Whalen	87t	at NY Jets	Oct. 27, 1968
4. Drew Bledsoe to Ben Coates	84t	vs. Miami	Nov. 3, 1996
5. Babe Parilli to Art Graham	80t	at Houston	Nov. 29, 1964
Jim Plunkett to Carl Garrett	80t	vs. Buffalo	Nov. 14, 1971
Doug Flutie to Irving Fryar	80t	vs. Chicago	Oct. 30, 1988

KICKOFF RETURNS

PLAYER	YARDS	OPPONENT	DATE
1. Raymond Clayborn	101t	at Baltimore	Dec. 18, 1977
2. Raymond Clayborn	100t	at NY Jets	Oct. 2, 1977
Jon Vaughn	100t	at Cincinnati	Dec. 20, 1992
3. Allan Carter	99t	at Baltimore	Dec. 21, 1975
Jon Vaughn	99t	at Phoenix	Sept. 29, 1991
5. Ricky Smith	98t	vs. NY Jets	Sept. 19, 1982
Horace Ivory	98t	at Baltimore	Oct. 19, 1980

PUNT RETURNS

PLAYER	YARDS	OPPONENT	DATE
1. Mike Haynes	89t	vs. Buffalo	Nov. 7, 1976
2. Irving Fryar	85t	at Buffalo	Sept. 22, 1985
3. Stanley Morgan	80t	vs. Baltimore	Nov. 18, 1979
4. Irving Fryar	77t	vs. Indianapolis	Nov. 10, 1985
5. Roland James	75t	vs. NY Jets	Nov. 2, 1980

INTERCEPTION RETURNS

PLAYER	YARDS	OPPONENT	DATE
1. Rick Sanford	99t	at Chicago	Dec. 5, 1982
2. Bob Suci	98t	vs. Houston	Nov. 1, 1963
3. Ron Hall	87t	at Denver	Sept. 18, 1966
4. Raymond Clayborn	85t	at Cleveland	Oct. 7, 1984
5. Fred Marion	83t	at Seattle	Nov. 17, 1985
6. Chris Singleton	82t	at Indianapolis	Nov. 15, 1992

PUNTS

PLAYER	YARDS	OPPONENT	DATE
1. Shawn McCarthy	93	at Buffalo	Nov. 3, 1991
2. Luke Prestridge	89	vs. Miami	Oct. 21, 1984
3. Bob Scarpito	87	at Denver	Sept. 29, 1968
4. Luke Prestridge	82	vs. NY Jets	Oct. 28, 1984
5. Rich Camarillo	76	vs. NY Jets	Sept. 19, 1982
6. Rich Camarillo	75	at Chicago	Sept. 15, 1985
Rich Camarillo	75	at Oakland	Nov. 1, 1981

FIELD GOALS

PLAYER	YARDS	OPPONENT	DATE
1. Matt Bahr	55	at Miami	Nov. 12, 1995
2. Jason Staurovsky	53	vs. Seattle	Oct. 7, 1990
Gino Cappelletti	53	at NY Jets	Nov. 28, 1965
4. Charlie Gogolak	51	at Miami	Oct. 17, 1971
Gino Cappelletti	51	vs. Denver	Nov. 20, 1964
6. Adam Vinatieri	50	at Baltimore	Oct. 6, 1996
Teddy Garcia	50	at Minnesota	Sept. 11, 1988
Tony Franklin	50	vs. LA Raiders	Nov. 1, 1987
Tony Franklin	50	vs. Detroit	Dec. 8, 1985
Tony Franklin	50	at Tampa Bay	Oct. 27, 1985
John Smith	50	vs. Kansas City	Oct. 4, 1981



OPPONENTS LONGEST PLAYS

RUSHING

PLAYER	YARDS	OPPONENT	DATE
1. Jack Larschied	87t	at Oakland	Oct. 16, 1960
2. Thurman Thomas	80t	at Buffalo	Nov. 18, 1990
O.J. Simpson	80t	vs Buffalo	Sept. 16, 1973
4. Tony Dorsett	75t	vs Dallas	Sept. 21, 1981
5. Wayne Patrick	72	at Buffalo	Oct. 11, 1969

PASS PLAYS

PLAYER	YARDS	OPPONENT	DATE
1. George Shaw to Jerry Tarr	97t	vs Denver	Sept. 21, 1962
2. Len Dawson to Frank Pitts	90t	at Kansas City	Nov. 17, 1968
3. Ken O'Brien to Wesley Walker	88t	at NY Jets	Nov. 24, 1985
4. Clyde Grosscup to Don Maynard	86t	NY Titans	Oct. 6, 1962
5. John Hadl to Lance Alworth	85t	vs San Diego	Oct. 17, 1965
6. Scott Hunter to Leonard Thompson	82	vs. Detroit	Oct. 7, 1979

KICKOFF RETURNS

PLAYER	YARDS	OPPONENT	DATE
1. Charlie Warner	102t	vs Buffalo	Nov. 7, 1965
2. Mercury Morris	96t	at Miami	Dec. 6, 1970
3. Mercury Morris	94t	vs Miami	Dec. 5, 1971
4. Ode Burrell	93t	at Houston	Nov. 29, 1964
Elbert Dubenion	93t	at Buffalo	Nov. 3, 1962
6. Joe Washington	90t	vs Baltimore	Sept. 18, 1978
Wallace Francis	90t	at Buffalo	Dec. 9, 1973
Al Frazier	90t	at Denver	Dec. 3, 1961

PUNT RETURNS

PLAYER	YARDS	OPPONENT	DATE
1. Goldie Sellers	76t	at Kansas City	Nov. 17, 1968
Eugene Mingo	76t	vs Denver	Sept. 9, 1960
3. Mike Nelms	75t	at Washington	Oct. 25, 1981
Nesby Glasglow	75t	vs Baltimore	Nov. 18, 1979
5. Terry Metcalf	69t	at St. Louis	Nov. 2, 1975

INTERCEPTION RETURNS

PLAYER	YARDS	OPPONENT	DATE
1. Dick Anderson	94t	vs Miami	Nov. 24, 1968
2. Ray Buchanan	90t	vs Indianapolis	Dec. 11, 1994
3. Leroy Irvin	80	vs LA Rams	Nov. 16, 1980
4. Levi Johnson	76	at Detroit	Oct. 10, 1976
5. Dave Washington	72t	vs Buffalo	Nov. 3, 1974

PUNTS

PLAYER	YARDS	OPPONENT	DATE
1. Bob Parsons	81	at Chicago	Dec. 5, 1982
2. Joe Prokop	76	vs NY Jets	Nov. 5, 1989
3. James Fraser	75	at Denver	Nov. 11, 1962
4. Reggie Roby	73	vs Miami	Oct. 5, 1986
5. Mark Horan	71	vs Denver	Oct. 27, 1991
6. Lee Johnson	70	at Cincinnati	Sept. 23, 1990
Bryan Wagner	70	vs Chicago	Oct. 30, 1988

FIELD GOALS

PLAYER	YARDS	OPPONENT	DATE
1. Morten Anderson	54	at Atlanta	Oct. 1, 1995
Norm Johnson	54	at Atlanta	Nov. 29, 1992
Dean Biasucci	54	vs Indianapolis	Nov. 11, 1990
4. Pat Leahy	53	vs. NY Jets	Oct. 20, 1985
Uwe Von Schamann	53	vs Miami	Oct. 21, 1979
6. Pat Leahy	52	vs. NY Jets	Oct. 20, 1985
Raul Allegre	52	vs Baltimore	Sept. 4, 1983
Raul Allegre	52	at Baltimore	Oct. 9, 1983
Uwe Von Schamann	52	vs Miami	Nov. 13, 1982
Chris Bahr	52	at Cincinnati	Oct. 15, 1978
11. Jason Elam	51	vs. Denver	Oct. 8, 1995
Steve Christie	51	at Buffalo	Nov. 11, 1995
Tony Franklin	51	vs Miami	Nov. 6, 1988
Chris Bahr	51	at Oakland	Nov. 1, 1981
15. Cary Blanchard	50	vs. Indianapolis	Nov. 24, 1996
Pete Stoyanovich	50	vs. Miami	Oct. 30, 1994
Dean Biasucci	50	at Indianapolis	Nov. 27, 1994
Al Del Greco	50	at Phoenix	Nov. 25, 1990
Paul McFadden	50	at Philadelphia	Dec. 9, 1984
Rich Szaro	50	vs New Orleans	Dec. 5, 1976
Jim O'Brien	50	vs Baltimore	Oct. 3, 1971



CONSECUTIVE INDIVIDUAL RECORDS

SEASONS PLAYED

- 16 Steve Grogan (1975-90)
- 14 Steve Nelson (1974-86)

GAMES PLAYED

- 161 Raymond Clayborn (9-18-77 to 11-22-87)
- 152 Gino Cappelletti (9-9-60 to 12-6-70)

GAMES STARTED

- 147 Raymond Clayborn (9-3-78 to 11-22-87)
- 110 Ray Hamilton (9-16-73 to 10-26-80)

GAMES SCORING

- 101 John Smith (9-28-75 to 10-2-83)

GAMES SCORING TD

- 7 [Curtis Martin \(10-13-96 to 11-24-96\)](#)
- 5 [Curtis Martin \(10-23-95 to 11-19-95\)](#)
- Michael Timpson (12-26-93 to 9-18-94)
- Horace Ivory (10-22-78 to 11-19-78)
- Jimmy Colclough (11-11-62 to 12-9-62)

GAMES RUSHING TD

- 7 [Curtis Martin \(10-13-96 to 11-24-96\)](#)
- 5 [Curtis Martin \(10-23-95 to 11-19-95\)](#)
- Horace Ivory (10-22-78 to 11-19-78)
- 4 Jim Nance (11-27-66 to 12-18-66)
- Tony Collins (9-21-81 to 10-11-81)

GAMES RECEIVING TD

- 5 Michael Timpson (12-26-93 to 9-18-94)
- Jimmy Colclough (11-11-62 to 12-9-62)
- 4 Stanley Morgan (9-21-86 to 10-12-86)
- Stanley Morgan (9-7-80 to 9-29-80)
- Art Graham (12-11-66 to 9-17-67)

GAMES PASSING TD

- 14 Babe Parilli (12-3-61 to 9-8-63)
- 12 [Drew Bledsoe \(12-5-93 to 10-16-94\)](#)
- 10 Babe Parilli (12-11-66 to 10-29-67)
- Mike Taliaferro (9-28-69 to 11-30-69)
- Tony Eason (11-24-85 to 10-5-86)

GAMES NONE INTERCEPTED

- 6 Tony Eason (9-7-86 to 10-26-86)
- 5 [Drew Bledsoe \(10-23-95 to 11-19-95\)](#)

PASSING ATTEMPTS NONE INTERCEPTED

- 179 [Drew Bledsoe \(10-23-95 to 11-26-95\)](#)
- 178 Tony Eason (12-22-85 to 10-26-86)
- 141 Tony Eason (12-18-83 to 10-14-84)

GAMES RECEPTIONS MADE

- 63 [Ben Coates \(12-27-92 to 12-15-96\)](#)
- 42 Jim Colclough (9-9-60 to 9-8-63)
- 28 Stanley Morgan (12-1-85 to 11-29-87)

RECEPTIONS MADE FOR TDs

- 3 Derrick Ramsey (11-18-84)
- Harold Jackson (9-9-79)

GAMES INTERCEPTIONS MADE

- 4 Mike Haynes (11-7-76 to 11-28-76)
- 3 [Ty Law \(11-26-95 to 12-10-95\)](#)
- Myron Guyton (11-12-96 to 11-26-95)

FGs MADE

- 14 Tony Franklin (10-26-86 to 11-23-86)
- 12 Matt Bahr (12-19-94 to 9-25-95)
- 9 Tony Franklin (12-16-84 to 10-6-85), (10-7-84 to 11-4-84)

GAMES FG MADE

- 17 Matt Bahr (12-18-94 to 12-16-95)
- 17 Tony Franklin (11-24-85 to 11-23-86)
- 12 Tony Franklin (10-7-84 to 9-8-85)

PATs MADE

- 105 Gino Cappelletti (12-8-63 to 12-18-66)
- 79 John Smith (11-18-79 to 10-4-81)

PRO BOWL APPEARANCES

- 8 John Hannah (1979 to 1985)



CONSECUTIVE TEAM RECORDS

MOST VICTORIES

- 8 Nov. 13, 1994 to Sept. 3, 1995
- 7 Oct. 19, 1986 to Nov. 30, 1986
- Nov. 7, 1976 to Sept. 18, 1977
- Sept. 24, 1978 to Nov. 5, 1978

MOST SHUTOUT VICTORIES

- 2 (vs. Miami), Dec. 12, 1982 and at Seattle Dec. 19, 1982

MOST VICTORIES AT HOME

- 10 Sept. 19, 1976 to Oct. 30, 1977

MOST VICTORIES ON ROAD

- 6 Oct. 19, 1986 to Dec. 22, 1986
- Sept. 10, 1978 to Nov. 19, 1978

MOST LOSSES

- 14 Sept. 23, 1990 to Sept. 1, 1991
- 10 Dec. 22, 1991 to Nov. 8, 1992
- 9 Oct. 25, 1981 to Dec. 20, 1981
- Oct. 8, 1972 to Dec. 3, 1972
- Sept. 27, 1970 to Nov. 22, 1970

MOST LOSSES AT HOME

- 10 Dec. 3, 1989 to Sept. 22, 1991
- 6 Nov. 3, 1974 to Sept. 28, 1975
- Oct. 15, 1972 to Sept. 23, 1973
- Sept. 27, 1970 to Dec. 13, 1970

MOST LOSSES ON ROAD

- 8 Sept. 13, 1981 to Dec. 20, 1981
- Dec. 6, 1970 to Dec. 12, 1971
- Oct. 6, 1968 to Oct. 26, 1969

MOST GAMES SCORING

- 125 Dec. 28, 1975 to Nov. 13, 1983

MOST QUARTERS PATRIOTS SCORELESS

- 10 Nov. 22, 1992 (vs. NYJ, 2nd half) to Dec. 6, 1992 (vs. Indianapolis)

MOST SHUTOUT QUARTERS ALLOWED

- 8 Dec. 12, 1982 (vs. Miami) to Dec. 19, 1982 (at Seattle)

MOST QUARTERS NOT ALLOWING A TD

- 10 Dec. 5, 1982 (at Chicago, 2nd half) thru Dec. 19, 1982 (at Seattle) (Shutout victories vs. Miami 12-12-82 and at Seattle 12-19-82)

SERIES GAME PATRIOTS' VICTORIES

- 11 Buffalo Bills, Jan. 2, 1983 to Dec. 20, 1987

SERIES GAME PATRIOTS' LOSSES

- 9 New York Jets, Dec. 18, 1966 to Nov. 22, 1970



Drew Bledsoe holds the Patriots records for most consecutive passing attempts without throwing an interception (179).



100+ YARD RUSHING GAMES

Yards	No	Name	Date	Opponents
1 212	23	Tony Collins	9/18/83	NY Jets
2 208	38	Jim Nance	10/30/66	Oakland
3 185	34	Jim Nance	9/24/67	at Buffalo
4 177	25	Don Calhoun	11/28/76	Denver
5 177	22	Don Calhoun	12/5/76	New Orleans
6 166	35	Curtis Martin	11/5/96	at NY Jets
7 166	19	Curtis Martin	1/5/97	Pittsburgh*
8 164	24	Jim Nance	12/17/67	at Miami
9 164	17	Curtis Martin	10/13/96	Washington
10 161	32	Tony Collins	11/28/82	Houston
11 148	27	Curtis Martin	11/26/96	at Buffalo
12 148	31	Curtis Martin	12/10/96	NY Jets
13 147	27	Leonard Russell	11/28/93	NY Jets
14 147	23	Tony Collins	10/23/83	at Buffalo
15 146	17	Jim Nance	12/11/66	at Houston
16 146	35	Michael LeBlanc	10/11/87	Buffalo
17 143	17	Don Calhoun	9/10/78	St. Louis
18 142	25	Craig James	12/22/85	Cincinnati
19 142	30	Curtis Martin	11/12/96	at Miami
20 141	24	Don Calhoun	11/14/76	at Baltimore
21 141	25	Sam Cunningham	10/7/76	Buffalo
22 141	25	Sam Cunningham	10/16/77	at San Diego
23 141	35	Curtis Martin	11/24/96	Indianapolis
24 140	13	Larry Garron	10/26/62	Oakland
25 138	30	Craig James	12/16/84	Indianapolis
26 138	26	Leonard Russell	12/26/93	Indianapolis
27 137	21	Tony Collins	9/12/82	at Baltimore
28 134	25	John Stephens	10/23/88	at Buffalo
29 133	23	Jim Nance	11/27/66	at Miami
30 130	17	John Stephens	12/17/88	at Denver
31 129	22	Sam Cunningham	10/27/74	at Minnesota
32 128	16	Horace Ivory	11/5/78	at Buffalo
33 128	21	Mosi Tatupu	12/4/83	New Orleans
34 127	14	Andy Johnson	12/12/76	at Tampa
35 127	21	Carl Garrett	11/28/71	at Buffalo
36 127	36	Curtis Martin	10/23/96	Buffalo
37 127	29	Jim Nance	10/8/67	San Diego
38 127	16	Ron Burton	10/23/60	at Denver
39 126	24	Jim Nance	9/18/66	at Denver
40 126	23	John Stephens	11/19/89	Buffalo
41 125	24	Jim Nance	11/16/69	at Cincinnati
42 125	11	Sam Cunningham	10/20/74	at Buffalo
43 124	18	Andy Johnson	10/19/75	Baltimore
44 124	35	John Stephens	10/30/88	Chicago
45 124	27	John Stephens	12/3/89	Indianapolis
46 123	30	Scott Lockwood	12/27/92	Miami
47 121	12	J.D. Garrett	10/4/64	at Denver
48 121	31	John Stephens	12/4/88	Seattle
49 120	20	Craig James	11/4/84	at Denver
50 120	20	Curtis Martin	12/16/96	at Pittsburgh
51 119	23	Craig James	11/3/85	Miami
52 119	13	Mack Herron	10/12/75	at Cincinnati
53 118	17	Ron Burton	9/16/62	Houston
54 118	22	Sam Cunningham	10/24/76	at Buffalo
55 116	12	Horace Ivory	11/18/79	Baltimore
56 116	10	Larry Garron	10/22/61	Buffalo
57 116	28	Leonard Russell	10/10/93	at Phoenix
58 115	26	Craig James	12/8/85	Detroit
59 113	16	Don Calhoun	12/21/80	at New Orleans
60 113	15	Horace Ivory	10/22/78	Miami
61 113	20	Jim Nance	10/15/67	Miami
62 113	21	Sam Cunningham	11/17/74	NY Jets
63 112	19	Craig James	11/22/84	at Dallas
64 112	31	Curtis Martin	12/3/96	New Orleans
65 112	26	Leonard Russell	12/15/91	at N.Y. Jets
66 111	15	Carl Garrett	10/10/71	NY Jets
67 111	19	Jim Nance	12/8/68	at Miami
68 110	20	Jon Vaughn	11/22/92	NY Jets
69 109	27	Andy Johnson	9/18/78	Baltimore
70 109	22	Don Calhoun	11/21/76	at NY Jets
71 109	24	Jim Nance	12/4/66	Buffalo
72 109	18	Jim Nance	11/26/67	at Houston
73 109	17	Jim Nance	11/9/69	Miami
74 108	14	Craig James	11/24/85	at NY Jets
75 108	26	Jim Nance	11/5/67	Houston
76 108	25	Jim Nance	10/23/66	San Diego
77 108	23	Josh Ashton	10/1/72	Washington
78 107	22	Jim Nance	11/20/66	at Kansas City
79 107	17	Larry Garron	12/8/63	at Houston
80 107	20	Tony Collins	9/16/84	Seattle
81 106	19	Don Calhoun	11/23/80	Baltimore
82 106	27	Leonard Russell	11/3/91	at Buffalo
83 106	21	Sam Cunningham	9/19/76	Miami
84 105	22	Craig James	1/12/86	at Miami*
85 105	11	Dick Christy	11/11/60	NY Titans
86 105	23	Sam Cunningham	9/18/77	Kansas City



87	104	23	Craig James	1/5/86	at	LA Raiders*
88	104	22	Jim Nance	11/13/66		Houston
89	104	25	John Stephens	11/6/88		Miami
90	103	21	Andy Johnson	10/26/75		San Francisco
91	103	24	Curtis Martin	12/23/96	at	Indianapolis
92	103	15	Don Calhoun	12/7/75		NY Jets
93	103	7	Steve Grogan	10/18/76		NY Jets
94	103	32	Tony Collins	12/19/82	at	Seattle
95	103	22	Tony Collins	10/25/81	at	Washington
96	102	19	Curtis Martin	9/3/95		Cleveland
97	101	31	Sam Cunningham	10/9/77		Seattle
98	101	21	Sam Cunningham	10/3/76		Oakland
99	100	22	Mark van Eeghen	12/19/82	at	Seattle
100	100	6	Robert Weathers	9/4/83		Baltimore
101	100	19	Sam Cunningham	11/23/75	at	Buffalo
102	100	21	Tony Collins	11/6/83		Buffalo
103	100	17	Vagas Ferguson	11/23/80		Baltimore

* = Playoff

Accomplished 103 Times: 17 Nance; 12 Martin, C.; 11 Cunningham; 9 James; 8 Calhoun, Collins; 7 Stephens; 5 Russell; 4 Johnson; 3 Garron, Ivory; 2 Burton, C. Garrett; 1 Ashton, Christy, Ferguson, J.D. Garrett, Grogan, Herron, LeBlanc, Lockwood, Tatupu, van Eeghen, Vaughn, R. Weathers.

100+ YARD RECEIVING GAMES

#	Yds	Rec	Name	Date	Opponents
1	182	5	Stanley Morgan	11/8/81	vs. Miami
2	170	5	Stanley Morgan	11/26/78	at Indianapolis
3	167	8	Art Graham	11/6/64	vs. Houston
4	165	8	Irving Fryar	10/4/92	at NY Jets
5	162	7	Stanley Morgan	10/12/86	vs. NY Jets
6	161	9	Irving Fryar	10/20/91	vs. Minnesota
7	161	9	Vincent Brisby	10/1/95	at Atlanta
8	161	8	Ben Coates	9/4/94	at Miami
9	161	7	Stanley Morgan	9/21/86	vs. Seattle
10	158	5	Stanley Morgan	11/4/79	at Buffalo
11	158	3	Ron Sellers	12/14/69	at Houston
12	156	6	Art Graham	10/5/63	at NY Jets
13	151	5	Stanley Morgan	10/28/79	at Baltimore
14	150	7	Mike Timpson	12/22/92	at Cincinnati
15	149	10	Tony Romeo	11/17/63	vs. Kansas City
16	149	6	Randy Vataha	12/7/75	vs. NY Jets
17	148	8	Cedric Jones	9/10/89	at NY Jets
18	148	8	Stanley Morgan	12/22/86	at Miami
19	147	7	Gino Cappelletti	10/31/64	at NY Jets
20	147	5	Harold Jackson	12/16/79	vs. Minnesota
21	146	6	Stanley Morgan	11/1/87	vs. LA Raiders
22	146	5	Gino Cappelletti	12/18/65	vs. Houston
23	143	8	Irving Fryar	11/17/91	vs. NY Jets
24	142	4	Jim Colclough	10/6/62	vs. NY Titans
25	142	4	Stanley Morgan	11/30/80	at San Francisco
26	141	7	Stanley Morgan	1/2/83	vs. Buffalo
27	141	3	Stanley Morgan	11/22/81	at Buffalo
28	140	6	Stanley Morgan	10/6/85	at Cleveland
29	140	4	Aaron Marsh	9/22/68	vs. NY Jets
30	139	7	Don Hasselbeck	10/11/81	at NY Jets
31	139	6	Russ Francis	9/26/76	at Pittsburgh
32	137	9	Jim Colclough	11/17/63	vs. Kansas City
33	136	9	Stanley Morgan	10/9/83	at Indianapolis
34	135	5	Ben Coates	11/3/96	vs. Miami
35	134	11	Art Graham	11/20/66	at Kansas City
36	134	6	Irving Fryar	11/24/91	vs. Buffalo
37	134	6	Jim Colclough	12/20/64	vs. Buffalo
38	134	6	Jim Whalen	10/15/67	vs. Miami
39	132	6	Irving Fryar	10/13/85	vs. Buffalo
40	131	6	Gino Cappelletti	10/13/61	vs. Houston
41	130	10	Hart Lee Dykes	12/17/89	at Pittsburgh
42	130	7	Stanley Morgan	12/5/82	at Chicago
43	129	7	Randy Vataha	12/5/71	vs. Miami
44	129	6	Stanley Morgan	12/9/79	at NY Jets
45	127	6	Cedric Jones	11/5/89	vs. NY Jets
46	127	6	Harold Jackson	10/19/80	at Baltimore
47	127	4	Stanley Morgan	12/26/82	at Pittsburgh
48	127	3	Jim Colclough	11/30/62	vs. NY Titans
49	126	5	Harold Jackson	9/27/81	at Pittsburgh
50	126	5	Russ Francis	9/24/78	at Oakland
51	126	3	Irving Fryar	10/12/86	vs. NY Jets
52	125	10	Michael Timpson	9/18/94	at Cincinnati
53	125	7	Russ Francis	11/23/75	at Buffalo
54	125	6	Stanley Morgan	10/5/86	vs. Miami
55	125	3	Stanley Morgan	9/18/78	vs. Baltimore
56	124	9	Ben Coates	9/11/94	vs. Buffalo
57	124	8	Terry Glenn	12/21/96	at NY Giants
58	124	7	Harold Jackson	9/3/78	vs. Washington
59	124	5	Dick Christy	11/4/60	vs. Oakland
60	124	5	Stanley Morgan	11/29/79	at Miami
61	124	4	Ron Sellers	11/2/69	vs. Houston
62	123	9	Ben Coates	10/9/94	vs. LA Raiders
63	123	7	Jim Colclough	9/16/61	vs. Denver
64	123	5	Jim Colclough	11/11/62	at Denver
65	123	5	Joe Johnson	11/25/60	vs. Houston



1997 NEW ENGLAND PATRIOTS

66	122	8	Stanley Morgan	11/4/84	at	Denver
67	122	5	Stanley Morgan	11/28/82	vs.	Houston
68	122	4	Jim Whalen	12/17/67	at	Miami
69	122	3	Irving Fryar	10/30/88	vs.	Chicago
70	121	8	Darryl Stingley	10/30/77	vs.	NY Jets
71	121	8	Stanley Morgan	12/14/86	vs.	San Francisco
72	121	4	Stanley Morgan	12/22/85	vs.	Cincinnati
73	121	4	Tony Romeo	9/21/62	vs.	Denver
74	121	3	Harold Jackson	9/9/79	vs.	NY Jets
75	120	7	Stanley Morgan	11/10/85	vs.	Indianapolis
76	119	12	Ben Coates	11/27/94	at	Indianapolis
77	119	8	Greg McMurtry	12/8/91	vs.	Indianapolis
78	118	7	Stanley Morgan	11/16/86	at	LA Rams
79	118	6	Vincent Brisby	11/12/95	at	Miami
80	118	5	Harold Jackson	10/29/78	vs.	N.Y. Jets
81	118	4	Stanley Morgan	10/4/81	vs.	Kansas City
82	118	3	Gino Cappelletti	11/13/66	vs.	Houston
83	117	6	Eric Sievers	12/10/89	at	Miami
84	117	6	Vincent Brisby	10/2/94	vs.	Green Bay
85	116	9	Art Graham	9/9/67	at	San Diego
86	116	7	Stanley Morgan	9/7/86	vs.	Indianapolis
87	116	4	Darryl Stingley	10/23/77	vs.	Baltimore
88	115	6	Vincent Brisby	12/24/94	at	Chicago
89	115	4	Irving Fryar	11/4/90	at	Philadelphia
90	114	4	Jim Colclough	11/7/65	vs.	Buffalo
91	114	3	Stanley Morgan	10/21/84	vs.	Miami
92	113	10	Michael Timpson	11/13/94	vs.	Minnesota
93	113	6	Larry Garron	12/11/66	at	Houston
94	113	2	Jim Whalen	10/27/68	at	NY Jets
95	112	10	Terry Glenn	11/3/96	at	Miami
96	112	8	Will Moore	9/10/95	vs.	Miami
97	112	5	Don Hasselbeck	10/25/81	at	Washington
98	112	3	Jim Colclough	12/17/67	at	Miami
99	111	8	Gino Cappelletti	12/18/66	at	NY Jets
100	111	6	Don Hasselbeck	9/6/81	vs.	Baltimore
101	110	6	Irving Fryar	9/21/86	vs.	Seattle
102	110	6	Jim Colclough	10/18/63	vs.	Denver
103	109	6	Tony Collins	10/27/85	vs.	Buffalo
104	109	3	Jim Whalen	10/25/65	at	Oakland
105	108	8	Ben Coates	9/18/94	at	Cincinnati
106	108	8	Hart Lee Dykes	12/24/89	vs.	LA Rams
107	108	6	Ben Coates	10/31/93	at	Indianapolis
108	108	6	Billy Lott	10/22/61	vs.	Buffalo
109	108	5	Reggie Rucker	11/18/73	vs.	Green Bay
110	108	5	Ron Sellers	10/4/70	vs.	Baltimore
111	108	2	Stanley Morgan	9/21/80	at	Seattle
112	108	2	Stephen Starring	9/25/83	at	Pittsburgh
113	107	7	Randy Vataha	10/24/71	at	Dallas
114	107	6	Irving Fryar	11/1/87	vs.	LA Raiders
115	107	5	Stanley Morgan	12/7/86	vs.	Cincinnati
116	106	9	Ben Coates	9/3/95	vs.	Cleveland
117	106	4	Harold Jackson	10/1/78	vs.	San Diego
118	106	2	Larry Garron	10/23/66	vs.	San Diego
119	105	5	Harold Jackson	11/29/79	at	Miami
120	105	5	Hart Lee Dykes	11/12/89	vs.	New Orleans
121	105	3	Stephen Starring	9/2/84	at	Buffalo
122	104	8	Derrick Ramsey	11/18/84	vs.	Indianapolis
123	104	8	Stanley Morgan	9/11/86	at	NY Jets
124	104	3	Art Graham	11/29/64	at	Houston
125	104	3	Stanley Morgan	10/8/78	vs.	Philadelphia
126	103	7	Gino Cappelletti	11/3/62	at	Buffalo
127	103	7	Reggie Rucker	10/8/72	at	Buffalo
128	103	6	Andy Johnson	12/21/75	at	Baltimore
129	103	5	Hart Lee Dykes	10/7/90	vs.	Seattle
130	102	7	Stanley Morgan	10/25/87	at	Indianapolis
131	102	5	Irving Fryar	10/22/89	at	San Francisco
132	102	5	Ron Sellers	10/25/70	at	Baltimore
133	102	5	Stanley Morgan	11/22/87	vs.	Indianapolis
134	102	5	Stephen Starring	9/7/86	vs.	Indianapolis
135	102	3	Ron Sellers	12/7/69	at	San Diego
136	102	3	Stanley Morgan	10/14/84	vs.	Cincinnati
137	102	3	Stanley Morgan	9/7/80	vs.	Cleveland
138	102	3	Stanley Morgan	9/9/79	vs.	NY Jets
139	101	6	Gino Cappelletti	10/9/64	vs.	San Diego
140	101	6	Irving Fryar	9/20/92	vs.	Seattle
141	101	6	Vincent Brisby	11/26/95	at	Buffalo
142	101	5	Michael Timpson	9/11/94	vs.	Buffalo
143	101	5	Ron Sellers	11/23/69	vs.	Buffalo
144	101	5	Stanley Morgan	12/9/84	at	Philadelphia
145	100	11	Tony Collins	11/29/87	vs.	Philadelphia
146	100	6	Bob Adams	12/9/73	at	Buffalo
147	100	4	Randy Vataha	12/19/71	at	Baltimore
148	100	3	Don Calhoun	12/14/75	vs.	Buffalo
149	100	3	Stanley Morgan	1/4/87	at	Denver*

*=Playoff

Accomplished 149 times: 39 times Stanley Morgan; 12 Irving Fryar; 9 Jim Colclough; 8 Ben Coates; Harold Jackson; 7 Gino Cappelletti; 6 Ron Sellers; 5 Vincent Brisby, Art Graham; 4 Hart Lee Dykes, Mike Timpson, Jim Whalen, Randy Vataha; 3 Russ Francis, Don Hasselbeck, Stephen Starring; 2 Terry Glenn, Tony Collins, Cedric Jones, Larry Garron, Tony Romero, Reggie Rucker, Darryl Stingley; 1 Bob Adams, Don Calhoun, Dick Christy, Andy Johnson, Joe Johnson, Billy Lott, Aaron Marsh, Greg McMurtry, Will Moore, Derrick Ramsey, Eric Sievers.



300+ YARD PASSING GAMES

	Yds.	Name	Date	Opponents	Att.	Comp.	TDs	Ints.	QB Rating
1	426	Drew Bledsoe	11/13/94	Minnesota	70	45	3	0	95.3
2	421	Drew Bledsoe	9/4/94 at	Miami	51	32	4	2	98.6
3	419	Drew Bledsoe	11/3/96	Miami	41	30	3	2	109.7
4	414	Tony Eason	9/21/86	Seattle	45	26	3	0	110.8
5	402	Tom Ramsey	11/29/87	Philadelphia	53	34	3	2	90.3
6	401	Steve Grogan	10/12/86	NY Jets	42	23	3	0	111.3
7	400	Babe Parilli	10/16/64	Oakland	47	25	4	4	74.8
8	380	Drew Bledsoe	9/11/94	Buffalo	42	26	3	2	95.3
9	379	Babe Parilli	12/17/66 at	NY Jets	38	21	3	2	94.1
10	375	Tony Eason	11/16/86 at	LA Rams	52	36	2	2	86.6
11	374	Steve Grogan	11/10/80 at	Houston	39	25	3	2	99.7
12	373	Drew Bledsoe	10/27/96	Buffalo	45	32	1	0	103.3
13	372	Hugh Millen	11/17/91	NY Jets	43	30	1	1	94.3
14	365	Drew Bledsoe	9/18/94 at	Cincinnati	50	30	1	2	72.5
15	365	Steve Grogan	11/23/75 at	Buffalo	46	25	2	3	67.8
16	355	Steve Grogan	11/8/81	Miami	40	23	1	4	53.6
17	354	Babe Parilli	11/17/63	Kansas City	45	25	1	1	79.3
18	350	Steve Grogan	11/29/79 at	Miami	39	21	3	2	88.6
19	350	Steve Grogan	11/4/79 at	Buffalo	35	19	3	1	105.7
20	348	Jim Plunkett	11/18/73	Green Bay	32	18	2	1	102.1
21	341	Tony Eason	9/17/89	Miami	49	25	1	1	71.9
22	336	Drew Bledsoe	12/16/96 at	Pittsburgh	60	39	3	1	89.3
23	334	Drew Bledsoe	10/2/94	Green Bay	53	29	2	1	78.7
24	333	Babe Parilli	11/29/64 at	Houston	36	20	3	1	103.1
25	331	Babe Parilli	10/18/63	Denver	31	21	2	0	124.5
26	330	Hugh Millen	12/8/91	Indianapolis	40	21	2	2	76.0
27	330	Steve Grogan	10/11/81 at	NY Jets	30	19	1	2	84.0
28	329	Drew Bledsoe	1/2/94	Miami	43	27	4	1	107.6
29	326	Hugh Millen	10/20/91	Minnesota	32	22	1	1	99.2
30	325	Matt Cavanaugh	9/27/81 at	Pittsburgh	42	22	1	1	76.0
31	321	Drew Bledsoe	10/9/94	L.A. Raiders	55	23	2	3	50.6
32	317	Steve Grogan	10/28/79 at	Baltimore	36	15	2	1	80.4
33	315	Steve Grogan	9/9/79	NY Jets	18	13	5	0	227.8
34	313	Steve Grogan	12/24/89	LA Rams	46	25	1	2	64.9
35	313	Tony Eason	11/4/84 at	Denver	38	21	1	1	80.3
36	313	Tony Eason	10/21/84	Miami	29	19	3	0	136.1
37	310	Drew Bledsoe	10/6/96 at	Baltimore	39	25	4	0	122.8
38	306	Steve Grogan	10/25/81 at	Washington	30	17	0	2	64.0
39	304	Tony Eason	10/6/85 at	Cleveland	28	20	1	1	103.9
40	304	Tom Yewcic	10/5/63 at	NY Jets	38	18	3	4	57.3
41	302	Drew Bledsoe	9/3/96	Cleveland	47	30	0	0	82.0
42	301	Drew Bledsoe	12/21/97 at	NY Giants	47	31	2	2	80.2

Accomplished 42 times: 13 Bledsoe; 11 Grogan; 6 Eason; 5 Parilli; 3 Millen; 1 Cavanaugh, Plunkett, Ramsey, Yewcic.

MULTIPLE SACK PERFORMANCES

Sacks	Player	Pos	Date	Opponent
4.0	Mike Hawkins	LB	09/09/79	N.Y. Jets
4.0	Tony McGee	DE	11/16/78	at Baltimore
4.0	Julius Adams	DE	12/04/77	at Atlanta
3.5	Chris Slade	LB	11/20/94	San Diego
3.5	Andre Tippett	LB	10/26/86	at Buffalo
3.0	Chris Slade	LB	09/12/93	Detroit
3.0	Andre Tippett	LB	11/22/87	Indianapolis
3.0	Andre Tippett	LB	11/15/87	Dallas
3.0	Andre Tippett	LB	10/18/87	at Houston
3.0	Don Blackmon	LB	09/07/86	Indianapolis
3.0	Garin Veris (playoff)	DE	12/28/85	at N.Y. Jets
3.0	Julius Adams	DE	11/24/85	at N.Y. Jets
3.0	Andre Tippett	LB	11/10/85	Indianapolis
3.0	Andre Tippett	LB	10/20/85	N.Y. Jets
3.0	Don Blackmon	LB	09/08/85	Green Bay
3.0	Andre Tippett	LB	09/08/85	Green Bay
3.0	Toby Williams	DE	11/18/84	at Indianapolis
3.0	John Lee	LB	11/29/81	St. Louis
3.0	Richard Bishop	NT	11/02/80	N.Y. Jets
3.0	Ray Hamilton	DE	10/13/80	Miami
3.0	Ray Hamilton	DE	11/28/76	Denver
3.0	Tony McGee	DE	11/28/76	Denver
3.0	Pete Barnes	LB	11/14/76	at Baltimore
3.0	Connell Smith	DE	10/06/74	Baltimore
3.0	Ed Philpott	LB	09/29/68	Denver
3.0	Houston Antwine	DT	09/08/68	at Buffalo
3.0	Jim Lee Hunt	DT	12/04/66	Buffalo
3.0	Jack Rudolph	LB	09/16/60	at N.Y. Jets
2.5	Chris Slade	LB	10/02/94	Green Bay
2.5	Andre Tippett	LB	09/08/91	Cleveland
2.5	Garin Veris	DE	11/02/86	Atlanta
2.5	Andre Tippett	LB	09/02/84	at Buffalo
2.5	Tony McGee	DE	12/14/80	Buffalo
2.5	Tony McGee	DE	11/04/79	at Buffalo
2.5	Larry Eisenhauer	DE	11/13/66	Houston
2.5	Jim Lee Hunt	DT	09/18/66	at Denver
2.5	Larry Eisenhauer	DE	12/18/65	Houston



OPPONENT 300+ YARD PASSING GAMES

	Yds	Player	Date		Opponents	Att	Com	TDs	Ints	QB Rat.
1	473	Dan Marino	9/4/94	at	Miami	42	23	5	1	124.4
2	457	Jackey Lee	10/13/61		Houston	41	27	2	2	99.3
3	432	Mark Brunell	9/22/96		Jacksonville	39	23	3	1	112.3
4	386	Ken O'Brien	11/5/89		New York	29	22	2	0	143.8
5	386	George Blanda	9/16/62		Houston	36	20	3	4	74.5
6	362	Joe Namath	11/5/67	at	New York	43	22	2	2	75.9
7	359	Dan Marino	11/6/88		Miami	51	29	1	2	69.0
8	357	Dan Fouts	10/16/83		San Diego	37	25	1	1	96.3
9	356	Jim Kelly	11/19/89		Buffalo	41	21	1	2	68.8
10	353	Vinny Testaverde	10/6/96	at	Baltimore	45	29	3	1	101.4
11	349	Warren Moon	11/13/94		Minnesota	42	26	1	0	96.2
12	340	Bert Jones	12/18/77	at	Baltimore	30	19	3	0	135.4
13	338	Joe Namath	10/2/66		New York	56	28	2	3	58.5
14	337	Cotton Davidson	10/16/64		Oakland	34	16	4	1	109.6
15	333	Dan Marino	11/12/95	at	Miami	37	27	2	2	95.9
16	333	Boomer Esiason	12/22/91	at	Cincinnati	40	20	3	0	103.4
17	333	Lin Dawson	11/17/68	at	Kansas City	31	17	3	3	84.5
18	331	Steve DeBerg	12/2/90		Kansas City	21	15	2	0	159.0
19	331	Jackey Lee	11/25/60		Houston	38	21	1	0	93.2
20	330	Jeff George	11/15/92	at	Indianapolis	35	18	2	3	67.6
21	329	Dan Fouts	11/9/75	at	San Diego	42	25	1	2	72.4
22	328	Jim Kelly	9/11/94		Buffalo	41	25	4	3	88.3
23	328	George Blanda	11/6/64		Houston	44	20	2	1	76.7
24	325	Malcolm Wood	10/31/64	at	New York	36	22	3	2	95.3
25	324	Lin Dawson	11/20/66	at	Kansas City	38	25	2	2	88.0
27	321	Dan Marino	10/6/91		Miami	38	25	2	0	109.6
26	320	Paul McDonald	10/7/84	at	Cleveland	37	23	1	1	87.7
28	317	Jim Kelly	11/7/93		Buffalo	46	29	1	0	90.6
29	317	Jack Kemp	10/26/63	at	Buffalo	36	18	1	1	78.1
30	317	Rich Gannon	10/20/91		Minnesota	63	35	1	0	74.6
31	316	Dan Marino	10/21/84		Miami	39	24	4	1	110.6
32	315	John Elway	11/4/84	at	Denver	40	26	3	1	103.6
33	315	Jack Kemp	10/7/61		San Diego	24	12	3	2	105.4
34	314	Randall Cunningham	11/29/87		Philadelphia	31	18	2	1	100.7
35	313	Ken O'Brien	9/21/87	at	New York	26	19	1	0	126.0
37	312	Tom Tupa	9/29/91	at	Phoenix	28	17	3	1	119.9
36	312	Jim Zorn	9/21/80	at	Seattle	36	20	4	1	110.0
38	311	Ken O'Brien	11/24/85	at	New York	33	20	1	0	102.0
39	309	Kerry Collins	10/29/95		Carolina	45	25	2	1	82.5
40	309	Ken O'Brien	11/17/91		New York	41	26	3	0	110.7
41	309	Kerry Collins	10/29/95		Carolina	45	25	2	1	82.5
42	308	Jim Kelly	9/27/92		Buffalo	20	15	3	0	178.8
43	308	Tommy Kramer	12/16/79		Minnesota	61	35	1	1	69.6
44	305	Richard Todd	10/27/83	at	New York	36	22	2	1	95.3
45	302	Lin Dawson	10/12/62		Dallas	31	16	2	2	80.3
46	301	Jeff George	9/1/91	at	Indianapolis	42	27	1	2	73.6
47	301	Archie Manning	12/21/80	at	New Orleans	39	24	1	0	94.1
48	300	Cotton Davidson	11/3/61		Dallas	34	18	2	2	78.1
49	300	Dan Marino	12/10/89	at	Miami	32	21	0	1	82.8

OPPONENT 100+ YARD RUSHING GAMES

	Yds	Att.	Player	Opponent	Date
1	250	29	OJ Simpson	Buffalo	9/16/73
2	219	22	OJ Simpson	at Buffalo	12/9/73
3	210	26	Greg Bell	Los Angeles	12/24/89
4	197	15	Mercury Morris	at Miami	9/30/73
5	190	31	Harold Green	at Cincinnati	12/20/92
6	185	21	OJ Simpson	Buffalo	12/14/75
7	174	36	Chris Warren	Seattle	9/19/93
8	173	28	Herschel Walker	Dallas	11/15/87
9	168	32	John Riggins	New York	10/15/72
10	165	22	Thurman Thomas	at Buffalo	11/18/90
11	163	18	James Brooks	Cincinnati	12/7/86
12	162	19	Tony Dorsett	Dallas	9/21/81
13	159	23	Sammie Smith	Miami	9/9/90
14	157	33	Ruben Mayes	at New Orleans	11/30/86
15	155	27	Roland Hooks	Buffalo	11/6/77
16	154	32	Terrell Davis	Denver	11/17/96
17	153	33	Joe Cribbs	Buffalo	12/13/81
18	152	20	John Riggins	New York	12/7/75
19	151	26	Greg Pruitt	at Cleveland	9/26/77
20	150	18	Emerson Boozer	New York	10/15/72
21	149	39	Ernest Byner	Washington	12/15/90
22	148	32	Barry Sanders	Detroit	9/12/93
23	147	30	Floyd Little	Denver	11/3/68
24	146	16	Randy McMillan	Baltimore	9/6/81
25	143	40	Johnny Hector	New York	10/12/86
26	142	34	Lydell Mitchell	at Baltimore	12/16/73
27	142	32	Cookie Gilchrist	Denver	9/21/65
28	140	33	John Riggins	Washington	9/23/84
29	139	25	Hoyle Granger	at Houston	12/14/69
30	137	18	Wilbert Montgomery	at Philadelphia	9/13/81
31	137	8	Paul Lowe	San Diego	10/28/60
32	136	28	Anthony Thompson	at Phoenix	11/25/90



33	136	22	Thurman Thomas	Buffalo	10/28/90
34	136	30	Ottis Anderson	St. Louis	12/2/84
35	136	24	Mike Pruitt	Cleveland	10/20/83
36	136	29	Franco Harris	Pittsburgh	12/8/74
37	133	32	Larry Mason	Cleveland	10/4/87
38	132	28	John Riggins	New York	10/14/73
39	131	18	Barry Sanders	at Detroit	9/25/94
40	131	17	Wayne Patrick	at Buffalo	10/11/69
41	130	30	Earl Campbell	at Houston	11/10/80
42	128	31	Adrian Murrell	at NY Jets	11/10/96
43	126	32	Thurman Thomas	at Buffalo	11/3/91
44	125	25	William Andrews	at Atlanta	10/30/83
45	124	8	Randall Cunningham	at Philadelphia	11/4/90
46	124	19	William Andrews	Atlanta	9/14/80
48	124	22	Matt Snell	at New York	12/18/67
47	124	22	Hoyle Granger	at Houston	11/26/67
49	123	15	Mario Bates	New Orleans	12/3/96
50	123	21	Leroy Hoard	at Cleveland	11/6/94
51	123	25	Bernie Parmalee	Miami	10/30/94
52	123	24	Anthony Toney	Philadelphia	11/29/87
53	123	17	OJ Simpson	Buffalo	11/1/70
54	122	21	Johnny Johnson	at New York	10/16/94
55	122	24	Chris Warren	Seattle	9/20/92
56	122	32	OJ Simpson	at Buffalo	10/20/74
57	122	19	Abner Haynes	at Dallas	9/8/62
58	121	16	Larry Czonka	Miami	11/9/69
59	120	18	Thurman Thomas	Buffalo	9/27/92
60	120	16	Stanley Wilson	Cincinnati	12/7/86
61	120	16	Don Nottingham	Miami	9/28/75
62	119	28	Derrick Moore	Carolina	10/29/95
63	119	17	Tony Nathan	Miami	12/6/81
64	119	21	Benny Malone	at Miami	10/31/76
65	119	20	Clemon Daniels	Oakland	10/8/65
66	119	26	Thurman Thomas	Buffalo	10/27/96
67	118	14	Brent Fullwood	at Green Bay	10/9/88
68	118	29	Eric Dickerson	Indianapolis	10/2/88
69	118	30	Joe Cribbs	at Buffalo	10/30/80
70	118	27	Earl Campbell	Houston	12/13/78
71	117	19	Merril Hoge	at Pittsburgh	12/9/90
72	117	27	Eric Dickerson	Indianapolis	11/22/87
73	117	23	Emerson Boozer	at New York	12/18/67
74	116	26	Curt Warner	at Seattle	12/18/83
75	116	19	Delvin Williams	Miami	10/22/78
76	115	20	Kevin Mack	at Cleveland	10/6/85
77	115	21	Larry Czonka	at Miami	12/6/70
78	115	26	Karim Abdul-Jabbar	at Miami	9/1/96
79	114	24	Thurman Thomas	at Buffalo	9/5/93
80	113	24	Heath Sherman	at Philadelphia	11/4/90
81	113	15	Mercury Morris	Miami	12/3/72
82	113	20	Larry Brown	Washington	10/1/72
83	113	23	Leroy Kelly	at Cleveland	11/21/71
84	112	19	Barry Word	Kansas City	12/2/90
85	111	30	Thurman Thomas	Buffalo	11/7/93
86	111	17	John Fuqua	at Pittsburgh	10/22/72
87	110	17	Freeman McNeil	New York	10/28/84
88	110	25	OJ Simpson	at Buffalo	10/24/76
89	109	13	Lorenzo Hampton	at Miami	12/22/86
90	109	23	Matt Snell	at New York	10/26/69
91	109	19	Bill Mathis	at New York	10/1/61
92	108	19	Mark Higgs	at Miami	11/21/93
93	107	23	Joe Cribbs	San Francisco	12/14/86
94	107	23	Andre Franklin	Miami	12/12/82
95	107	23	Cookie Gilchrist	at Buffalo	11/3/62
96	106	26	Thurman Thomas	Buffalo	9/11/94
97	106	28	Dalton Hilliard	New Orleans	11/12/89
98	106	25	Franco Harris	at Pittsburgh	9/25/83
99	106	19	Freeman McNeil	New York	9/19/82
100	105	21	Thurman Thomas	at Buffalo	10/1/89
101	105	24	Curt Warner	at Seattle	11/17/85
102	105	18	Larry Watkins	Buffalo	9/16/73
103	105	21	Floyd Little	at Denver	9/14/69
104	104	19	Ricky Waters	San Francisco	10/11/92
105	104	19	Tim Worley	at Pittsburgh	12/17/89
106	104	22	Johnny Hector	New York	12/13/87
107	104	17	Joe Cribbs	Buffalo	1/2/83
108	104	18	Woody Campbell	at Houston	12/15/68
109	103	22	OJ Simpson	Buffalo	11/19/72
110	102	24	Eric Dickerson	at Los Angeles	11/16/86
111	102	17	Kenny King	at Oakland	11/1/81
112	102	16	Curtis Dickey	Baltimore	11/23/80
113	101	23	William Howard	Tampa Bay	12/11/88
114	101	23	Franco Harris	at Pittsburgh	12/26/82
115	101	18	Joe Delaney	Kansas City	10/4/81
116	101	23	Jim Braxton	Buffalo	12/14/75
117	100	20	Blair Thomas	New York	9/30/90
118	100	19	Wilbert Montgomery	at Philadelphia	12/9/84
119	100	32	Horace King	at Detroit	10/10/76
120	100	16	John Riggins	at New York	10/13/74
121	100	14	Mercury Morris	Miami	10/28/73
122	100	8	Mark Smolinski	New York	9/8/63



OPPONENT 100+ YARD RECEIVING GAMES

	Yds	Rec.	Player	Opponent	Date
1	232	13	Charles Hennigan	Houston	10/13/61
2	211	5	Irving Fryar	at Miami	9/4/94
3	210	13	Lance Alworth	San Diego	11/10/63
4	206	11	Art Powell	Oakland	10/8/65
5	202	8	Charles Hennigan	Houston	9/16/62
6	187	6	Roger Carr	Baltimore	9/18/78
7	182	6	Charles Frazier	at Houston	9/19/65
8	181	12	Charles Hennigan	at Houston	11/29/64
9	177	6	Lance Alworth	San Diego	10/23/66
10	175	9	Rob Moore	New York Jets	9/30/90
11	171	9	Bill Groman	Houston	11/25/60
12	169	7	Lionell Taylor	at Denver	9/29/63
13	168	9	Andre Reed	Buffalo	9/27/92
14	168	6	Wesley Walker	at New York Jets	11/24/85
15	164	5	Don Maynard	New York Jets	11/19/67
16	163	7	Anthony Johnson	at Indianapolis	11/15/92
17	163	6	Tim McGee	at Cincinnati	9/23/90
18	162	11	Art Powell	at New York Jets	10/6/62
19	160	5	Gene Washington	at San Francisco	10/31/71
20	160	3	Dave Kocourek	San Diego	10/7/61
21	158	6	Charles Frazier	Houston	11/13/66
22	157	7	Michael Jackson	Cleveland	9/3/95
23	156	9	Butch Johnson	at Denver	11/4/84
24	155	10	Chris Burford	Kansas City	9/25/66
25	152	8	Henry Ellard	Washington	10/13/96
26	151	7	Stephone Paige	Kansas City	12/2/90
27	151	4	Jerry Tarr	Denver	9/21/62
28	150	8	Art Powell	at Oakland	9/22/63
29	150	7	Bill Groman	at Houston	12/18/60
30	148	5	Bill Groman	Houston	10/13/61
31	147	7	Andre Reed	Buffalo	9/11/94
32	147	6	Lance Alworth	at San Diego	12/7/69
33	147	4	J.D. Hill	at Buffalo	11/23/07
34	145	8	Duriel Harris	Miami	11/8/81
35	145	8	Ernie Jones	at Phoenix	9/29/91
36	144	7	Frank Jackson	at Kansas City	12/6/64
37	143	11	Bake Turner	at New York Jets	10/31/64
38	143	9	Charles Frazier	Houston	11/6/64
39	141	8	Charlie Taylor	Washington	10/1/72
40	141	6	Glenn Bass	at Buffalo	11/15/64
41	140	10	Chris Burford	Dallas	10/12/62
42	140	6	Wesley Walker	New York Jets	10/20/85
43	138	8	Steve Largent	at Seattle	11/17/85
44	138	6	Cliff Branch	at Oakland	12/1/74
45	137	9	Donnie Stone	at Denver	12/3/61
46	137	9	Fred Biletnikoff	at Oakland	12/18/76
47	137	8	John Henderson	Minnesota	12/13/70
48	137	7	Chris Buford	Dallas	11/3/61
49	136	12	Dave Casper	Oakland	10/3/76
50	135	7	Art Powell	Oakland	9/13/64
51	134	8	Steve Watson	at Denver	11/4/84
52	133	9	Otis Taylor	at Kansas City	11/20/66
53	133	7	Steve Largent	at Seattle	12/18/83
54	132	9	Sterling Sharpe	Green Bay	10/2/94
55	132	6	Trumaine Johnson	at Buffalo	10/23/88
56	132	5	Don Maynard	at New York Jets	10/29/67
57	131	4	Al Denson	at Denver	9/3/67
58	130	6	Haven Moses	Buffalo	11/23/69
59	130	6	Al Carmichael	Denver	9/9/60
60	129	8	Henry Ellard	at L.A. Rams	11/16/86
61	129	6	Andre Rison	at Indianapolis	10/29/89
62	129	6	Don Maynard	at New York Jets	12/17/66
63	129	5	Eddie Brown	Cincinnati	12/22/85
64	129	3	Elbert Dubenion	Buffalo	12/20/64
65	128	5	Ernest Givins	Houston	10/8/89
66	128	3	Ray Butler	Seattle	9/21/86
67	128	8	Michael Jackson	at Baltimore	10/6/96
68	127	9	Al Toon	New York Jets	11/17/91
69	127	7	Ed Rutkowski	at Buffalo	11/15/64
70	127	6	Steve Largent	at Seattle	9/21/80
71	126	5	Frank Pitts	at Kansas City	11/17/68
72	125	8	Tony Hill	at Dallas	11/22/84
73	124	9	Oliver Williams	at Houston	10/18/87
74	124	8	Lance Alworth	San Diego	10/9/64
75	124	6	Anderson	San Diego	10/28/60
76	123	9	Mark Duper	Miami	9/13/87
77	122	9	Charles Hennigan	at Houston	12/8/63
78	122	7	Mark Clayton	Miami	11/3/85
79	122	6	Don Maynard	New York Jets	11/14/65
80	122	6	George Farmer	at L.A. Rams	10/11/83



81	122	4	Raymond Chester	Baltimore	12/18/77
82	121	7	Art Powell	Oakland	10/16/64
83	121	5	Andre Reed	at Buffalo	11/3/91
84	121	5	Don Maynard	at New York Jets	11/28/65
85	121	5	Mike Quick	Philadelphia	11/29/87
86	121	4	Mel Baker	at Miami	12/15/74
87	121	4	Andre Reed	Buffalo	10/27/96
88	120	9	Chris Burford	Kansas City	11/21/65
89	120	7	Duriel Harris	at Cleveland	10/7/84
90	119	12	Lionel Taylor	Denver	9/21/62
91	119	6	Fred Banks	at Miami	12/10/89
92	119	6	Quinn Early	Buffalo	9/8/96
93	118	7	Bake Turner	at New York Jets	11/28/65
94	118	7	Fred Biletnikoff	Oakland	10/24/65
95	117	8	Junior Miller	Atlanta	9/14/80
96	117	5	John Gilliam	at Minnesota	10/27/74
97	117	5	Don Maynard	at New York Jets	10/6/62
98	116	15	Ricky Young	Minnesota	12/16/79
99	116	7	Frank Lewis	at Buffalo	10/23/83
100	115	5	Otis Taylor	Kansas City	9/23/73
101	115	3	Bo Roberson	Oakland	10/16/64
102	115	4	Andre Rison	Jacksonville	9/22/96
103	114	10	Cris Carter	Minnesota	10/20/91
104	114	4	Andre Reed	at Buffalo	10/1/89
105	114	4	Billy Cannon	Oakland	9/17/67
106	113	3	Irving Fryar	Miami	9/10/96
107	113	9	Marlin Briscoe	Miami	9/15/74
108	113	8	Don Maynard	New York Jets	11/30/62
109	113	7	Frank Lewis	Buffalo	1/2/83
110	113	7	Charles Henningan	Houston	11/25/60
111	113	4	James Lofton	Buffalo	9/27/92
112	112	6	Andre Reed	at Buffalo	12/8/94
113	112	6	Jerry Rice	at San Francisco	10/22/89
114	112	5	Clemon Daniels	Oakland	10/30/66
115	111	8	Dan Woods	at San Diego	10/16/77
116	111	6	Roland Hooks	at Buffalo	11/22/81
117	111	5	Ron Shanklin	at Pittsburgh	10/22/72
118	110	12	Jim Jensen	Miami	11/6/88
119	110	8	Al Toon	New York Jets	12/13/87
120	110	7	Ahmad Rashad	Buffalo	11/3/74
121	110	6	Andre Reed	at Buffalo	9/5/93
122	110	6	Rich Caster	at New York Jets	10/5/75
123	110	5	Glenn Doughty	Baltimore	12/18/77
124	109	6	Don Maynard	at New York Jets	10/31/64
125	109	4	Duriel Harris	at Miami	9/11/83
126	109	3	Charlie Ferguson	at Buffalo	10/26/63
127	109	3	Al Carmichael	at Denver	10/23/60
128	109	3	Fred Biletnikoff	Oakland	10/22/67
129	109	3	Lance Alworth	San Diego	10/17/65
130	108	9	Johnny Mitchell	NY Jets	12/11/95
131	108	8	Charlie Young	at Philadelphia	11/4/73
132	108	7	Gary Garrison	at San Diego	11/9/75
133	107	8	Perry Richards	Buffalo	10/22/61
134	107	6	Andre Reed	Buffalo	11/19/89
135	107	6	Fred Biletnikoff	at Oakland	10/6/68
136	107	4	Ricky Proehl	at Phoenix	9/29/91
137	107	4	Don Norton	San Diego	10/19/62
138	106	10	Lionel Taylor	at Denver	10/23/60
139	106	9	George Sauer	New York Jets	10/2/66
140	106	5	Don Norton	at San Diego	10/31/65
141	105	6	Ryan Yarborough	NY Jets	12/11/95
142	105	8	Paul Johns	Seattle	9/16/84
143	105	5	Willie Frazier	San Diego	9/9/67
144	105	3	Mike Barber	at Houston	11/10/80
145	104	7	Bob Chandler	Buffalo	11/7/76
146	104	7	Elbert Dubenion	at Buffalo	10/8/66
147	104	5	Paul Warfield	Miami	9/15/74
148	104	5	Joe Auer	at Miami	11/27/66
149	104	4	Marlin Briscoe	at Buffalo	11/29/70
150	103	11	Tom Rathman	at San Francisco	10/22/89
151	103	10	Bake Turner	New York Jets	9/8/63
152	103	6	Glenn Bass	Buffalo	12/20/64
153	102	6	Mark Clayton	at Miami	12/10/89
154	102	4	Mark Duper	Miami	10/5/86
155	102	2	Willie Frazier	Houston	11/6/64
156	101	4	Sean Dawkins	Indianapolis	11/19/95
157	101	7	Gene Washington	Minnesota	12/13/70
158	101	6	James Brooks	Cincinnati	12/7/86
159	101	5	Bill Groman	at Houston	11/12/61
160	101	4	Willie Jackson	Jacksonville	9/22/96
161	100	6	Dave Casper	Houston	11/28/82
162	100	5	Don Maynard	New York Jets	11/11/60
163	100	3	Luther Hayes	at San Diego	12/17/61



YEAR-BY-YEAR LEADING SCORERS

Year	Player	TD	PAT	FG	Total
1960	Gino Cappelletti	0	36	8	60
1961	Gino Cappelletti	8	48	17	147
1962	Gino Cappelletti	5	38	20	128
1963	Gino Cappelletti	2	35	22	113
1964	Gino Cappelletti	7	38	25	155
1965	Gino Cappelletti	9	27	17	132
1966	Gino Cappelletti	6	35	16	119
1967	Gino Cappelletti	3	29	16	95
1968	Gino Cappelletti	2	26	15	83
1969	Gino Cappelletti	0	26	14	68
1970	Jim Nance	7	0	0	42
1971	Charlie Gogolak	0	28	12	64
1972	Carl Garrett	5	0	0	30
1973	Jeff White	0	21	14	63
1974	John Smith	0	42	16	90
1975	John Smith	0	33	9	60
1976	John Smith	0	42	15	87
1977	John Smith	0	33	15	78
1978	Horace Ivory	11	0	0	66
1979	John Smith (NFL Leader)	0	46	23	115
1980	John Smith (NFL Leader)	0	51	26	129
1981	John Smith	0	37	15	82
1982	John Smith	0	6	5	21
1983	Tony Collins	10	0	0	60
1984	Tony Franklin	0	42	22	108
1985	Tony Franklin	0	40	24	112
1986	Tony Franklin	0	44	32	140
1987	Tony Franklin	0	37	15	82
1988	Robert Perryman	6	0	0	36
1989	Greg Davis	0	13	16	61
1990	Jason Staurovsky	0	19	16	67
1991	Jason Staurovsky	0	10	13	49
1992	Charlie Baumann	0	22	11	55
1993	Scott Sisson	0	15	14	57
1994	Matt Bahr	0	36	27	117
1995	Matt Bahr	0	27	23	96
1996	Adam Vinatieri	0	39	27	120
	Curtis Martin	17	0	0	104

YEAR-BY-YEAR LEADING RUSHER

Year	Player	Att	Yds	Avg	Lg	TD
1960	Alan Miller	101	416	4.2	33	1
1961	Billy Lott	100	461	4.7	38	5
1962	Ron Burton	134	548	4.0	59	2
1963	Larry Garron	179	750	4.1	47t	2
1964	Larry Garron	183	585	3.2	16	2
1965	Jim Nance	111	321	2.9	20	5
1966	Jim Nance	299	1458	4.9	65t	11
1967	Jim Nance	269	1216	4.5	53	7
1968	Jim Nance	177	593	3.4	30t	4
1969	Jim Nance	193	750	3.9	43	6
1970	Jim Nance	145	522	3.6	21	7
1971	Carl Garrett	181	784	4.3	38	1
1972	Josh Ashton	128	546	4.3	35	3
1973	Sam Cunningham	155	516	3.3	25	4
1974	Mack Herron	231	824	3.6	28	7
1975	Sam Cunningham	169	666	3.9	17	6
1976	Sam Cunningham	172	824	4.8	24	3
1977	Sam Cunningham	270	1015	3.8	31t	4
1978	Sam Cunningham	199	768	3.9	52t	8
1979	Sam Cunningham	159	563	3.5	27	5
1980	Vagas Ferguson	211	818	3.9	44	2
1981	Tony Collins	204	873	4.3	29	7
1982	Tony Collins	164	632	3.9	54	1
1983	Tony Collins	219	1049	4.8	50t	10
1984	Craig James	160	790	4.9	73	1
1985	Craig James	263	1227	4.7	65t	5
1986	Craig James	154	427	2.8	16	4
1987	Tony Collins	147	474	3.2	19	3
1988	John Stephens	297	1168	3.9	52	4
1989	John Stephens	244	833	3.4	35t	7
1990	John Stephens	212	808	3.8	26	2
1991	Leonard Russell	266	959	3.6	24	4
1992	Jon Vaughn	113	451	4.0	36	1
1993	Leonard Russell	300	1088	3.6	21	7
1994	Marion Butts	243	703	2.9	26	8
1995	Curtis Martin	368	1487	4.0	49	14
1996	Curtis Martin	316	1152	3.6	57	14



YEAR-BY-YEAR LEADING PASSERS

Year	Player	Att	Comp	Pct	Yards	Int	Lg	TD
1960	Butch Songin	392	187	47.7	2476	15	78	22
1961	Butch Songin	212	98	46.2	1429	9	58t	14
1962	Babe Parilli	253	140	55.3	1988	8	67t	18
1963	Babe Parilli	337	153	45.4	2335	24	77t	13
1964	Babe Parilli	473	228	48.2	3465	27	80t	31
1965	Babe Parilli	426	173	40.6	2597	26	73t	18
1966	Babe Parilli	382	181	47.4	2721	20	63t	20
1967	Babe Parilli	344	161	46.8	2317	24	79t	19
1968	Tom Sherman	226	90	39.8	1199	16	87t	12
1969	Mike Taliaferro	331	160	48.3	2160	18	77	19
1970	Joe Kapp	219	98	44.7	1104	17	48	3
1971	Jim Plunkett	328	158	48.2	2158	16	88t	19
1972	Jim Plunkett	355	169	47.6	2196	25	62	8
1973	Jim Plunkett	376	193	51.3	2550	17	64	13
1974	Jim Plunkett	352	173	49.1	2457	22	69t	19
1975	Steve Grogan	274	139	50.7	1976	18	62t	11
1976	Steve Grogan	302	145	48.0	1903	20	58t	18
1977	Steve Grogan	305	160	52.5	2162	21	68	17
1978	Steve Grogan	362	181	50.0	2824	23	75t	15
1979	Steve Grogan	423	206	48.7	3286	20	63t	28
1980	Steve Grogan	306	175	57.2	2475	22	71	18
1981	Steve Grogan	216	117	54.2	1859	16	76t	7
	Matt Cavanaugh	219	115	52.5	1633	13	65	5
1982	Steve Grogan	122	66	54.1	930	4	62t	7
1983	Steve Grogan	303	168	55.4	2411	12	76t	15
1984	Tony Eason	431	259	60.1	3228	8	76t	23
1985	Tony Eason	299	168	56.2	2156	17	90t	11
1986	Tony Eason	448	276	61.6	3328	10	49	19
1987	Steve Grogan	161	93	57.8	1183	9	40	10
1988	Doug Flutie	179	92	51.4	1150	10	80t	8
1989	Steve Grogan	261	133	51.0	1697	9	55t	14
1990	Marc Wilson	265	139	52.5	1625	6	36	11
1991	Hugh Millen	409	246	60.1	3073	18	60t	9
1992	Hugh Millen	203	124	61.1	1203	10	39	8
1993	Drew Bledsoe	429	214	49.9	2494	15	54t	15
1994	Drew Bledsoe	691	400	57.9	4555	27	62t	25
1995	Drew Bledsoe	636	323	50.8	3507	16	47t	13
1996	Drew Bledsoe	623	374	59.9	4068	27	84t	15

YEAR-BY-YEAR LEADING RECEIVERS

Year	Player	No	Yards	Avg	Lg	TD
1960	Jim Colclough	49	666	13.6	61	9
1961	Gino Cappelletti	45	768	17.1	53	8
1962	Jim Colclough	40	868	21.7	78t	10
1963	Jim Colclough	42	793	18.8	56t	3
1964	Gino Cappelletti	49	865	17.7	58t	7
1965	Jim Colclough	40	677	16.9	41	3
1966	Art Graham	51	673	13.2	42	4
1967	Art Graham	41	606	14.8	79t	4
1968	Jim Whalen (TE)	47	718	15.3	87t	7
1969	Carl Garrett (RB)	29	267	9.2	34	2
1970	Ron Sellers	38	550	14.5	48	4
1971	Randy Vataha	51	872	17.1	88t	9
1972	Reggie Rucker	44	681	15.5	62	3
1973	Reggie Rucker	53	743	14.0	64	3
1974	Mack Herron (RB)	38	474	12.5	18	5
1975	Randy Vataha	46	720	15.7	47	6
1976	Andy Johnson (RB)	29	343	11.8	53	4
1977	Sam Cunningham (RB)	42	370	8.8	35	1
1978	Russ Francis (TE)	39	543	13.9	53	4
1979	Harold Jackson	45	1013	22.5	59	7
	Stanley Morgan	44	1002	22.8	63t	12
1980	Stanley Morgan	45	991	22.0	71	6
1981	Don Hasselbeck (TE)	46	808	17.6	51	6
	Stanley Morgan	44	1029	23.4	76t	6
1982	Stanley Morgan	28	584	20.9	75t	3
1983	Stanley Morgan	58	863	14.9	50t	2
1984	Derrick Ramsey (TE)	66	792	12.0	34	7
1985	Tony Collins (RB)	52	549	10.6	49	2
1986	Stanley Morgan	84	1491	17.8	44t	10
1987	Tony Collins (RB)	44	347	7.9	29	3
1988	Reggie Dupard (RB)	34	232	6.8	15	0
1989	Eric Sievers (TE)	54	615	11.4	46	0
1990	Irving Fryar	54	856	15.9	56	4
1991	Marv Cook (TE)	82	808	9.9	49	3
1992	Irving Fryar	55	791	14.4	54t	4
1993	Ben Coates (TE)	53	659	12.4	54t	8
1994	Ben Coates (TE)	96	1174	12.2	62t	7
1995	Ben Coates (TE)	84	915	10.9	35	6
1996	Terry Glenn	90	1132	12.6	37t	6



YEAR-BY-YEAR LEADING INTERCEPTORS

Year	Player	No	Yards	Avg	Lg	TD
1960	Gino Cappelletti	4	68	17.0	24	0
1961	Don Webb	5	153	30.6	59	2
1962	Ross O'Hanley	5	83	16.6	28	0
1963	Bob Suci	8	277	36.7	98	2
1964	Ron Hall	11	148	13.5	50	0
1965	Ron Hall	3	35	11.7	29	0
1966	Ron Hall	6	159	26.5	87	0
1967	Nick Buoniconti	4	7	1.8	7	0
	Don Webb	4	91	22.8	41	0
1968	Leroy Mitchell	7	41	5.9	20	0
1969	Larry Carwell	4	114	28.5	38	0
1970	Daryl Johnson	2	51	25.5	42	0
1971	Larry Carwell	5	72	14.4	53t	1
1972	Honor Jackson	4	133	33.3	55	0
1973	Ron Bolton	6	65	10.8	56	0
1974	Ron Bolton	7	18	2.6	10	0
1975	Ron Bolton	5	33	6.6	15	0
1976	Mike Haynes	8	90	11.3	28	0
1977	Mike Haynes	5	54	10.8	22	0
1978	Mike Haynes	6	123	20.5	50	1
1979	Raymond Clayborn	5	56	11.2	27	0
1980	Raymond Clayborn	5	87	17.4	29	0
1981	Rick Sanford	3	28	9.3	21	0
	Tim Fox	3	20	6.7	20	0
1982	Mike Haynes	4	26	6.5	26	0
1983	Rick Sanford	7	24	3.4	16	0
1984	Raymond Clayborn	3	102	34.0	85	0
1985	Fred Marion	7	189	27.0	83	0
1986	Ronnie Lippett	8	76	9.5	43	0
1987	Fred Marion	4	53	13.3	25	0
1988	Raymond Clayborn	4	65	16.3	31	0
	Fred Marion	4	47	11.8	22	0
	Roland James	4	30	7.5	22	0
1989	Maurice Hurst	5	31	6.2	16t	1
1990	Maurice Hurst	4	61	15.3	36	0
	Ronnie Lippett	4	94	23.5	73	0
	Fred Marion	4	17	4.3	16	0
1991	Maurice Hurst	3	21	7.0	21	0
1992	Jerome Henderson	3	43	14.3	34	0
	Maurice Hurst	3	29	9.7	27	0
1993	Maurice Hurst	4	53	13.3	24	0
1994	Maurice Hurst	7	68	9.7	24	0
1995	Vincent Brown	4	1	0.3	1	0
1996	Willie Clay	4	50	12.5	35	0

YEAR-BY-YEAR LEADING KICKOFF RETURNERS

Year	Player	No	Yards	Avg	Lg	TD
1960	Dick Christy	24	617	25.7	46	0
1961	Larry Garron	16	438	27.4	89	1
1962	Larry Garron	24	686	28.5	95t	1
1963	Larry Garron	28	693	24.7	58	0
1964	J.D. Garrett	32	749	23.4	42	0
1965	Jay Cunningham	17	374	22.0	45	0
1966	Joe Bellino	18	410	22.8	43	0
1967	Jay Cunningham	30	627	20.0	41	0
1968	Willie Porter	36	812	22.6	61	0
1969	Carl Garrett	28	792	28.3	63	0
1970	Odell Lawson	25	546	21.8	52	0
1971	Carl Garrett	24	538	22.4	37	0
1972	Carl Garrett	16	410	25.6	49	0
1973	Mack Herron	41	1092	26.6	92t	1
1974	Mack Herron	28	629	18.0	62	0
1975	Allen Carter	32	879	27.5	99t	1
1976	Jess Phillips	14	397	28.4	71	0
1977	Raymond Clayborn (NFL Leader)	28	869	31.0	101t	3
1978	Raymond Clayborn	27	636	23.6	60	0
1979	Allan Clark	37	816	22.1	38	0
1980	Horace Ivory (NFL Leader)	36	992	27.6	98t	1
1981	Tony Collins	39	773	18.3	32	0
1982	Ricky Smith	24	567	23.6	98t	1
1983	Ricky Smith	42	916	21.8	53	0
1984	Tony Collins	26	544	20.9	46	0
1985	Stephen Starring	48	1012	21.1	53	0
1986	Stephen Starring	36	802	22.3	52	0
1987	Stephen Starring	23	445	19.3	43	0
1988	Sammy Martin	31	735	23.7	95t	1
1989	Sammy Martin	24	584	24.3	38	0
1990	Sammy Martin	25	515	20.6	38	0
1991	Jon Vaughn	34	717	21.1	99t	1
1992	Jon Vaughn	20	564	28.2	100t	1
1993	Ray Crittenden	23	478	20.8	44	0
1994	Ray Crittenden	24	460	19.2	36	0
1995	David Meggett	38	964	25.4	62	0
1996	David Meggett	34	781	23.0	54	0



YEAR-BY-YEAR LEADING PUNTERS

Year	Player	No	Yards	Avg	Lg
1960	Tom Greene	59	2235	37.9	66
1961	Tom Yewcic	62	2406	38.8	64
1962	Tom Yewcic	68	2634	38.7	56
1963	Tom Yewcic	73	2880	39.4	65
1964	Tom Yewcic	72	2787	38.7	63
1965	Tom Yewcic	76	3094	40.7	70
1966	Jim Fraser	53	2044	38.6	68
1967	Terry Swanson	65	2632	40.5	62
1968	Bob Scarpitto	34	1382	40.6	87
	Terry Swanson	62	2449	39.5	57
1969	Tom Janik	70	2903	41.5	56
1970	Tom Janik	86	3364	39.1	57
1971	Tom Janik	87	3249	37.3	58
1972	Pat Studstill	75	2859	38.1	57
1973	Bruce Barnes	55	2134	38.8	53
1974	Bruce Barnes	45	1604	35.6	50
1975	Mike Patrick	83	3223	38.8	62
1976	Mike Patrick	67	2688	40.1	52
1977	Mike Patrick	65	2354	36.2	64
1978	Jerrel Wilson	54	1921	35.6	57
1979	Eddie Hare	83	3038	36.6	58
1980	Mike Hubach	63	2392	38.0	69
1981	Rich Camarillo	47	1959	41.7	75
1982	Rich Camarillo	49	2140	43.7	76
1983	Rich Camarillo	81	3615	44.6	70
1984	Rich Camarillo	48	2020	42.1	61
1985	Rich Camarillo	92	3953	43.0	75
1986	Rich Camarillo	89	3746	42.1	64
1987	Rich Camarillo	62	2489	40.1	73
1988	Jeff Feagles	91	3482	38.3	74
1989	Jeff Feagles	64	2392	37.4	64
1990	Brian Hansen	90	3752	41.7	69
1991	Shawn McCarthy	66	2650	40.2	93
1992	Shawn McCarthy	103	4212	40.9	61
1993	Mike Saxon	73	3096	42.4	59
1994	Pat O'Neill	69	2841	41.2	67
1995	Pat O'Neill	41	1,514	36.9	57
	Byran Wagner	37	1,557	42.1	57
1996	Tom Tupa	63	2,739	11.1	62

YEAR-BY-YEAR LEADING PUNT RETURNERS

Year	Player	No	Yds	Avg	Lg	TD
1960	Billy Wells	12	66	4.6	16	0
1961	Fred Bruney	23	109	4.7	11	0
1962	Ron Burton	21	122	5.8	22	0
1963	Bob Suci	25	233	9.3	22	0
1964	Dave Cloutier	20	136	6.8	40	0
1965	Ron Burton	15	61	4.1	12	0
1966	Tom Hennessey	7	39	5.6	11	0
1967	Jay Cunningham	17	105	6.2	44	0
	Joe Bellino	15	129	8.6	18	0
1968	Willie Porter	22	135	6.1	24	0
1969	Carl Garrett	12	159	13.3	45	0
1970	Carl Garrett	17	168	9.9	62	0
1971	Carl Garrett	8	124	15.5	50	0
1972	Carl Garrett	6	36	6.0	27	0
1973	Mack Herron	27	282	10.8	54	0
1974	Mack Herron	35	517	14.8	66	0
1975	Darryl Stingley	15	113	7.5	29	0
1976	Mike Haynes	45	608	13.5	89t	2
1977	Stanley Morgan	16	220	13.8	53	0
	Mike Haynes	24	200	8.3	46	0
1978	Stanley Morgan	32	335	10.5	48	0
1979	Stanley Morgan	29	289	10.0	80t	1
1980	Roland James	33	331	10.0	75t	1
1981	Stanley Morgan	15	116	7.7	26	0
1982	Ricky Smith	16	139	8.7	19	0
1983	Ricky Smith	38	398	10.5	55	0
1984	Irving Fryar	36	347	9.6	55	0
1985	Irving Fryar	37	520	14.1	85t	2
1986	Irving Fryar	35	336	10.5	59t	1
1987	Irving Fryar	18	174	9.7	36	0
1988	Irving Fryar	38	398	10.5	30	0
1989	Sammy Martin	19	164	8.6	28	0
1990	Irving Fryar	28	133	4.8	17	0
1991	Jerome Henderson	27	201	7.4	39	0
1992	Walter Stanley	28	227	8.1	50	0
1993	Troy Brown	25	224	9.0	19	0
1994	Troy Brown	24	202	8.4	38	0
1995	David Meggett	45	383	8.5	23	0
1996	David Meggett	52	588	11.3	60t	1



YEAR-BY-YEAR NET YARDS FROM SCRIMMAGE LEADERS

Year	Player	Total Yards	Rushing	Receiving
1960	Alan Miller	700	416	284
1961	Jim Colcough	794	37	757
	Billy Lott	794	461	333
1962	Ron Burton	1009	548	350
1963	Larry Garron	1168	750	418
1964	Larry Garron	935	585	350
1965	Gino Cappelletti	680	0	680
1966	Jim Nance	1561	1458	103
1967	Jim Nance	1412	1216	196
1968	Jim Whalen	718	0	718
1969	Carl Garrett	958	691	267
1970	Jim Nance	670	522	148
1971	Carl Garrett	1049	784	265
1972	Carl Garrett	898	488	410
1973	Reggie Rucker	742	-1	743
1974	Mack Herron	1298	824	299
1975	Sam Cunningham	919	666	253
1976	Sam Cunningham	1123	824	299
1977	Sam Cunningham	1385	1015	370
1978	Sam Cunningham	1065	768	297
1979	Harold Jackson	1025	12	1013
1980	Stanley Morgan	1027	36	991
1981	Tony Collins	1105	873	232
1982	Tony Collins	819	632	187
1983	Tony Collins	1306	1049	257
1984	Craig James	949	790	159
1985	Craig James	1587	1227	360
1986	Stanley Morgan	1491	0	1491
1987	Tony Collins	821	474	347
1988	John Stephens	1266	1168	98
1989	John Stephens	1040	833	207
1990	John Stephens	1004	808	196
1991	Leonard Russell	1040	959	81
1992	Irving Fryar	797	6	791
1993	Leonard Russell	1333	1088	245
1994	Ben Coates	1174	0	1174
1995	Curtis Martin	1748	1487	261
1996	Curtis Martin	1485	1152	333

YEAR-BY-YEAR SACK LEADERS

Year	Player	Sacks
1960	Jack Rudolph	3.0
1961	Rommie Loudd	7.0
1962	Larry Eisenhauer	5.5
1963	Larry Eisenhauer	9.0
1964	Larry Eisenhauer	7.5
1965	Larry Eisenhauer	9.5
1966	Jim Lee Hunt	9.0
1967	Houston Antwine	6.0
1968	Houston Antwine	7.5
1969	Houston Antwine	5.0
1970	Ron Berger	9.0
1971	Steve Kiner	6.5
1972	Julius Adams	4.0
1973	Julius Adams	8.0
1974	Julius Adams	8.0
1975	Tony McGee	9.0
1976	Tony McGee	9.5
1977	Tony McGee	12.0
1978	Tony McGee	12.0
1979	Tony McGee	10.5
1980	Julius Adams	9.0
1981	Tony McGee	5.5
1982	Don Blackmon	4.5
1983	Andre Tippett	8.5
1984	Andre Tippett	18.5
1985	Andre Tippett	16.5
1986	Garin Veris	11.0
1987	Andre Tippett	12.5
1988	Andre Tippett	8.0
1989	Brent Williams	8.0
1990	Brent Williams	6.0
1991	Andre Tippett	8.5
1992	Andre Tippett	7.0
1993	Chris Slade	9.0
1994	Chris Slade	9.5
1995	Willie McGinest	11.0
1996	Willie McGinest	9.5



PATRIOTS INDIVIDUAL RECORDS

The following records relate to service with the Patriots and reflect only regular season activity; postseason playoff competition is excluded. Number of games per season: 1960-1977 (14); 1978-81 (16); 1982 (9); 1983-86 (16); 1987 (15), and 1988-93 (16).

SERVICE

MOST

Seasons—	16 Steve Grogan, 1975-90
	15 Julius Adams, 1971-77, 79-85, 87
	14 Steve Nelson, 1974-87
	13 Raymond Clayborn, 1977-89
	John Hannah, 1973-85
	Stanley Morgan, 1977-89
	Mosi Tatupu, 1978-90
Games—	See List Below

PATRIOTS WITH 100 GAMES PLAYED

Player, Pos.	Games	Years	Player, Pos.	Games	Years
1. Julius Adams, DE	206	1971-87*	22. Irving Fryar, WR	129	1984-92
2. Mosi Tatupu, RB	194	1978-90	23. Johnny Rembert, LB	126	1983-92
3. Raymond Clayborn, CB	191	1977-89	24. Jim Colclough, WR	124	1960-68
4. John Hannah, OG	183	1973-85	24. Steve King, LB	124	1973-81
5. Stanley Morgan, WR	179	1977-89	24. Charlie Long, OT	124	1961-69
6. Steve Nelson, LB	174	1974-87	27. Vincent Brown, LB	123	1988-95
7. Tom Neville, OT	159	1965-77	28. Ronnie Lippett, CB	122	1983-91
8. Pete Brock, C	154	1976-87	28. Lawrence McGrew, LB	122	1980-89
9. Gino Cappelletti, K/WR	152c	1960-70	30. Brent Williams, DE	121	1986-93
10. Andre Tippett, LB	151	1982-93	31. Cedric Jones, WR	120	1982-90
10. Bill Lenkaitis, C	151	1971-81	32. Sam Adams, OG	119	1972-80
12. Steve Grogan, QB	149	1975-90	32. Ed Reynolds, LB	119	1983-91
13. Bruce Armstrong, OT	148+	1987-96	34. Tony McGee, DE	118	1974-81
14. Roland James, SS	145	1980-90	35. John Smith, K	116	1974-83
15. Fred Marion, FS	144	1982-91	36. Larry Eisenhauer, DE	115	1961-69
16. Jim Lee Hunt, DT	141	1960-70	37. Bob Dee, DE	112c	1960-67
17. Len St. Jean, OG	140c	1964-73	38. Tim Goad, NT	109	1988-94
18. Houston Antwine, DT	137	1961-71	39. Lin Dawson, TE	105	1981-90
19. Don Webb, DB	134	1961-71	40. Maurice Hurst, CB	104	1989-95
20. Ray Hamilton, NT	132	1973-81	c - denotes consecutive games played		
21. Jon Morris, C	131	1964-74	+ - denotes active status		
			* - Julius Adams did not play in 1986.		

SCORING

MOST POINTS

Career—	1,130 Gino Cappelletti, 1960-70
	671 John Smith, 1974-82
	442 Tony Franklin, 1984-87
	408 Stanley Morgan, 1977-89
	294 Sam Cunningham, 1973-79, 81-82
Season—	155 Gino Cappelletti, 1964 (7-td, 36-xp*, 25-fg)
	*includes one two-point conversion
	147 Gino Cappelletti, 1961 (8-td, 48-xp, 17-fg)
	140 Tony Franklin, 1986 (44-xp, 32 fg)
	132 Gino Cappelletti, 1965 (27-xp, 17-fg, 9-td)
	129 John Smith, 1980 (51-xp, 26-fg)
Game—	28 Gino Cappelletti vs. Houston, Dec. 18, 1965
	(2-td, 4-xp, 4-fg)
	24 Gino Cappelletti vs. Buffalo, Nov. 15, 1964
	(3-td, 6-xp*)
	*includes one two-point conversion
Most Seasons Leading League—	5 Gino Cappelletti, 1961, 63-66
	2 John Smith, 1979, 1980

NFL'S SINGLE-SEASON SCORING LEADERS

Gino Cappelletti has two of the top six single-season scoring performances in NFL history.

1. 176	Paul Hornung, Green Bay Packers, 1960 (15 td, 41 xp, 15 fg)
2. 161	Mark Moseley, Washington Redskins, 1983 (62 xp, 33 fg)
3. 155	Gino Cappelletti, Boston Patriots, 1964, (7 td, 38 xp*, 25 fg)
4. 150	Emmitt Smith, Dallas Cowboys, 1995 (25 tds)
5. 149	Chip Lohmiller, Washington Redskins, 1991, (56 xp, 31 fg)
6. 147	Gino Cappelletti, Boston Patriots, 1961, (8 td, 48 xp, 17, fg)

*includes one two point conversion



TOUCHDOWNS

MOST

Career—	68 Stanley Morgan, 1977-89 (67-p, 1-rt) 49 Sam Cunningham, 1973-79, 1981-82 (43-r, 6-p) 46 Jim Nance, 1965-71 (45-r, 1-p) 42 Gino Cappelletti, 1960-70 (42-p) Larry Garron, 1960-68 (15-r, 26-p, 1-rt)
Season—	17 Curtis Martin, 1996 (14-r, 3-p) 15 Curtis Martin, 1995 (14-r, 1-p) 13 Stanley Morgan, 1979 (12-p, 1-rt) Steve Grogan, 1976 (12-r, 1-f) 12 Mack Herron, 1974 (7-r, 5-p) 11 Horace Ivory, 1978 (11-r) Sam Cunningham, 1974 (9-r, 2-p) Jim Nance, 1966 (11-r) Billy Lott, 1961 (5-r, 6-p) 10 Stanley Morgan, 1986 (10-p) Irving Fryar, 1985 (1-r, 7-p, 2-rt) Tony Collins, 1983 (10-r) Andy Johnson, 1976 (6-r, 4-p) Jim Colclough, 1962 (10-p)
Game—	3 Accomplished 17 times; Most recent: Curtis Martin, vs. Miami, Nov. 3, 1996 (3-r)

PAT KICKS

MOST ATTEMPTS

Career—	353 Gino Cappelletti, 1960-70 323 John Smith, 1974-83 166 Tony Franklin, 1984-87 73 Matt Bahr, 1993-95 59 Jason Staufovsky, 1988-91
Season—	51 John Smith, 1980 50 Gino Cappelletti, 1961 49 John Smith, 1979 46 John Smith, 1976 45 Tony Franklin, 1986
Game—	8 David Posey vs. NY Jets, Oct. 29, 1978 John Smith vs. NY Jets, Sept. 9, 1979 7 Gino Cappelletti vs. Buffalo, Oct. 22, 1961 John Smith vs. Oakland, Oct. 3, 1976

MOST MADE

Career—	342 Gino Cappelletti, 1960-70 308 John Smith, 1974-83 163 Tony Franklin, 1984-87 73 Matt Bahr, 1993-95 59 Jason Staufovsky, 1988-91
Season—	51 John Smith, 1980 48 Gino Cappelletti, 1961 46 John Smith, 1979 44 Tony Franklin, 1986 42 Tony Franklin, 1984 John Smith, 1974 and 1976
Game—	8 John Smith vs. NY Jets, Sept. 9, 1979 7 David Posey vs. NY Jets, Oct. 29, 1978 Gino Cappelletti vs. Buffalo, Oct. 22, 1961

FIELD GOALS

MOST ATTEMPTS

Career—	333 Gino Cappelletti, 1960-70 191 John Smith, 1974-83 125 Tony Franklin, 1984-87 72 Matt Bahr, 1993-95 69 Jason Staufovsky, 1988-91 36 Charlie Gogolak, 1970-72
Season—	41 Tony Franklin, 1986 38 Gino Cappelletti, 1963 37 Gino Cappelletti, 1962 Gino Cappelletti, 1964 35 Adam Vinatieri, 1996 34 Matt Bahr, 1994 John Smith, 1980 Gino Cappelletti, 1969
Game—	7 Jason Staufovsky, vs. Indianapolis, Dec. 3, 1989 Gino Cappelletti vs. Cincinnati, Nov. 16, 1969 Gino Cappelletti vs. Buffalo, Sept. 24, 1967 Gino Cappelletti vs. San Diego, Sept. 20, 1964 6 Adam Vinatieri vs. Jacksonville, Sept. 22, 1996 Gino Cappelletti vs. N.Y. Jets, Sept. 27, 1964 Gino Cappelletti vs. Houston, Dec. 18, 1965
Most Seasons Leading League—	3 Gino Cappelletti, 1961, 63-64

**MOST MADE**

Career—	176 Gino Cappelletti, 1960-70
	128 John Smith, 1974-83
	93 Tony Franklin, 1984-87
	55 Matt Bahr, 1993-95
	50 Jason Staurovsky, 1988-91
	20 Charlie Gogolak, 1970-72
Season—	32 Tony Franklin, 1986
	27 Adam Vinatieri, 1996
	Matt Bahr, 1994
	26 John Smith, 1980
	25 Gino Cappelletti, 1964
	24 Tony Franklin, 1985
Game—	6 Gino Cappelletti vs. Denver, Oct. 4, 1964
	5 Adam Vinatieri vs. Jacksonville, Sept. 22, 1996
	Jason Staurovsky, vs. Indianapolis, Dec. 3, 1989
Game (No Misses)—	6 Gino Cappelletti vs. Denver, Oct. 4, 1964
Longest Made—	55 Matt Bahr at Miami, Nov. 12, 1995
	53 Gino Cappelletti vs. NY Jets, Nov. 28, 1965
	Jason Staurovsky vs. Seattle, Oct. 7, 1990
	51 Matt Bahr vs. Denver, Oct. 8, 1995
	Charlie Gogolak vs. Miami, Oct. 17, 1971
	Gino Cappelletti vs. Denver, Nov. 20, 1964

MISCELLANEOUS SCORING**MISSED FG RETURN FOR TD**

91 Ron Burton vs. Denver, Nov. 11, 1962

BLOCKED FG RETURN FOR TD

71 Raymond Clayborn at Houston, Oct. 18, 1987

65 Mike Haynes at NY Jets, Oct. 5, 1980

45 Larry Carwell vs. Cincinnati, Sept. 17, 1971

BLOCKED PUNT FOR TD

31 Rod McSwain at LA Rams, Nov. 16, 1986

20 Don Webb vs. San Diego, Dec. 17, 1961

17 Mosi Tatupu at New Orleans, Nov. 30, 1986

8 Rick Sanford vs. Baltimore, Nov. 18, 1979

4 Tedy Bruschi at Baltimore, Oct. 6, 1996

3 Willie Scott vs. Indianapolis, Nov. 22, 1987

0 Leroy Moore vs. Oakland, Nov. 17, 1961

SAFETY

Game— 1 Accomplished 20 times, Most recent:

Don Blackmon at Tampa Bay, 10-27-85

Season— 2 Don Blackmon at Tampa Bay, 10-27-85 and vs.
Green Bay, 9-8-85

(NOTE: See fumble section for scoring on fumbles)

RUSHING**MOST ATTEMPTS**

Career—	1,385 Sam Cunningham, 1973-79, 1981-82
	1,323 Jim Nance, 1965-71
	1,191 Tony Collins, 1981-87
	891 John Stephens, 1988-92
	820 Don Calhoun, 1975-81
	763 Larry Garron, 1960-68
Season—	368 Curtis Martin, 1995
	316 Curtis Martin, 1996
	300 Leonard Russell, 1993
	299 Jim Nance, 1966
	297 John Stephens, 1988
Game—	38 Jim Nance vs. Oakland, Oct. 30, 1966 (208 yards)
	36 Curtis Martin vs. Buffalo, Oct. 23, 1995 (127 yards)
	35 Curtis Martin vs. Indianapolis, Nov. 24, 1996 (141 yards)
	Curtis Martin at NY Jets, Nov. 5 1995 (166 yards)
	Michael LeBlanc vs. Buffalo, Oct. 11, 1987 (146 yards)
	John Stephens vs. Chicago, Oct. 30, 1988 (124 yards)
	34 Jim Nance vs. Buffalo, Sept. 24, 1967 (185 yards)
	32 Tony Collins at Seattle, Dec. 19, 1982 (103 yards)
	Tony Collins vs. Houston, Nov. 28, 1982 (101 yards)
Seasons Leading League—	3 Jim Nance, 1966-67, 69

MOST YARDAGE

Career—	5,453 Sam Cunningham, 1973-79, 1981-82
	5,323 Jim Nance, 1965-71
	4,647 Tony Collins, 1981-87
	3,391 Don Calhoun, 1975-81
	3,249 John Stephens, 1988-92



Patriots RB Sam "Bam" Cunningham holds career records for rushing attempts (1,385) and rushing yardage (5,453).

- Season— **1,487 Curtis Martin, 1995**
 1,458 Jim Nance, 1966
 1,227 Craig James, 1985
 1,216 Jim Nance, 1967
 1,168 John Stephens, 1988
1,152 Curtis Martin, 1996
 1,088 Leonard Russell, 1993
 1,049 Tony Collins, 1983
 1,015 Sam Cunningham, 1977
- Game— 212 Tony Collins vs. NY Jets, Sept. 18, 1983 (23 att.)
 208 Jim Nance vs. Oakland, Oct. 30, 1966 (38 att.)
 185 Jim Nance vs. Buffalo, Sept. 24, 1967 (34 att.)
 177 Don Calhoun vs. New Orleans, Dec. 5, 1976 (22 att.)
 Don Calhoun vs. Denver, Nov. 28, 1976 (25 att.)
 166 Curtis Martin at NY Jets, Nov. 5, 1995 (35 att.)
164 Curtis Martin vs. Washington, Oct. 13, 1996 (17 att.)
 Jim Nance at Miami, Dec. 17, 1967 (24 att.)

- Seasons Leading League—
 2 Jim Nance, 1966-67

LONGEST RUN FROM SCRIMMAGE—

- 85 Larry Garron vs. Buffalo, Oct. 22, 1961 (TD)
 80 Carl Garrett vs. Miami, Nov. 9, 1969 (TD)
 77 Robert Weathers vs. Baltimore, Sept. 4, 1983 (TD)
 Ron Burton at Denver, Oct. 23, 1960
 75 Sam Cunningham, Oct. 20, 1974 (TD)
 74 Don Calhoun at St. Louis, Sept. 10, 1978

HIGHEST AVG. GAIN

- Career (450 Attempts)—
 4.22 Craig James, 1984-88 (585-2,469)
 4.16 Carl Garrett, 1969-72 (537-2,235)
 4.13 Don Calhoun, 1974-81 (820-3,391)
 4.00 Jim Nance, 1965-71 (1,323-5,323)
 3.95 Mose Tatupu, 1978-90 (612-2,415)
 3.94 Sam Cunningham, 1973-79, 81-82 (1,385-5,453)

- Season (100 Attempts)—
 5.59 Don Calhoun, 1976 (129-721)
 5.45 Mose Tatupu, 1983 (106-578)
 5.04 Carl Garrett, 1969 (137-691)
 4.94 Craig James, 1984 (160-790)
 4.91 Horace Ivory, 1978 (141-693)
- Game (10 Attempts)—
 11.60 Larry Garron vs. Buffalo, Oct. 22, 1961 (10-116)
 11.36 Sam Cunningham at Buffalo, Oct. 20, 1974 (11-125)
 10.77 Larry Garron vs. Oakland, Oct. 26, 1962 (13-140)

MOST TOUCHDOWNS

- Career— 45 Jim Nance, 1965-71
 43 Sam Cunningham, 1973-79, 1981
 35 Steve Grogan, 1975-90
 32 Tony Collins, 1981-87
 28 Curtis Martin, 1995-
 23 Don Calhoun, 1975-81
- Season— **14 Curtis Martin, 1996**
 Curtis Martin, 1995
 12 Steve Grogan, 1976
 11 Horace Ivory, 1978
 Jim Nance, 1966
 10 Tony Collins, 1983
 9 Don Calhoun, 1980
- Game— **3 Curtis Martin vs. Miami, Nov. 3, 1996**
 Mose Tatupu at LA Rams, Dec. 11, 1983
 Tony Collins vs. NY Jets, Sept. 18, 1983
 Sam Cunningham at Buffalo, Oct. 20, 1974
- Seasons Leading League—
 1 Jim Nance, 1966



PASSING

MOST ATTEMPTS

Career—	3,593 Steve Grogan, 1975-90
	2,413 Vito (Babe) Parilli, 1961-67
	2,366 Drew Bledsoe, 1993-96
	1,503 Jim Plunkett, 1971-75
	1,500 Tony Eason, 1983-89
Season—	691 Drew Bledsoe, 1994
	636 Drew Bledsoe, 1995
	623 Drew Bledsoe, 1996
	473 Vito (Babe) Parilli, 1964
	448 Tony Eason, 1986
Game—	431 Tony Eason, 1984
	70 Drew Bledsoe vs. Minnesota, Nov. 13, 1994
	60 Drew Bledsoe at Pittsburgh, Dec. 16, 1995
	59 Steve Grogan vs. New Orleans, Nov. 12, 1989
	56 Drew Bledsoe vs. Denver, Oct. 8, 1995
Most Season's Leading the League-	Marc Wilson at Pittsburgh, Dec. 17, 1989
	55 Drew Bledsoe vs. LA Raiders, Oct. 19, 1994
	3 Drew Bledsoe, 1994-96

MOST COMPLETIONS

Career—	1,879 Steve Grogan, 1975-90
	1,323 Drew Bledsoe, 1993-96
	1,140 Vito (Babe) Parilli, 1961-67
	876 Tony Eason, 1983-89
	729 Jim Plunkett, 1971-75
Season—	400 Drew Bledsoe, 1994
	373 Drew Bledsoe, 1996
	323 Drew Bledsoe, 1995
	276 Tony Eason, 1986
	259 Tony Eason, 1984
Game—	45 Drew Bledsoe vs. Minnesota, Nov. 13, 1994
	39 Drew Bledsoe at Pittsburgh, Dec. 16, 1995
	36 Tony Eason at LA Rams, Nov. 16, 1986
	34 Tom Ramsey vs. Philadelphia, Nov. 29, 1987
	32 Drew Bledsoe vs. Buffalo, Oct. 27, 1996
Most Season's Leading the League-	Drew Bledsoe at Miami, Sept. 5, 1994
	31 Drew Bledsoe at New York Giants, Dec. 21, 1996
Most Season's Leading the League-	
	2 Drew Bledsoe, 1994, 1996

PASSING EFFICIENCY (Pct)

Career (500 Attempts)—	.604 Hugh Millen, 1991-92 (612-370)
	.584 Tony Eason, 1983-89 (1500-876)
	.559 Drew Bledsoe, 1993-96 (2366-1323)
	.523 Steve Grogan, 1975-90 (3593-1879)
	.485 Jim Plunkett, 1971-75 (1503-729)
Season—	.472 Babe Parilli, 1961-67 (2413-1140)
	Butch Songin, 1960-61 (604-285)
	.616 Tony Eason, 1986 (448-276)
	(100 Attempts) .611 Hugh Millen, 1992 (203-124)
	.608 Steve Grogan, 1986 (102-62)
Game (20 Attempts)—	.601 Tony Eason, 1984 (431-259)
	.601 Hugh Millen, 1991 (409-246)
	.800 Vito (Babe) Parilli vs. Miami, Oct. 15, 1967 (20-16)
Most Seasons Leading League—	.769 Hugh Millen at Miami, Nov. 10, 1991 (26-20)
	.750 Tony Eason vs. Green Bay, Sept. 8, 1985 (28-21)
	.732 Drew Bledsoe vs. Miami, Nov. 3, 1996 (41-30)
	.727 Tony Eason vs. Buffalo, Nov. 23, 1986 (33-24)
	1 Vito (Babe) Parilli, 1961

MOST YARDAGE

Career—	26,886 Steve Grogan, 1975-90
	16,747 Vito (Babe) Parilli, 1961-67
	14,642 Drew Bledsoe, 1993-96
	10,732 Tony Eason, 1983-89
	9,932 Jim Plunkett, 1971-75
Season—	4,555 Drew Bledsoe, 1994
	4,086 Drew Bledsoe, 1996
	3,507 Drew Bledsoe, 1995
	3,465 Vito (Babe) Parilli, 1964
	3,328 Tony Eason, 1986
Most Season's Leading the League-	3,286 Steve Grogan, 1979
	3,228 Tony Eason, 1984



- Game— 426 Drew Bledsoe vs. Minnesota, Nov. 13, 1994
 421 Drew Bledsoe at Miami, Sept. 5, 1994
[419 Drew Bledsoe vs. Miami, Nov. 3, 1996](#)
 414 Tony Eason vs. Seattle, Sept. 21, 1986
 402 Tom Ramsey vs. Philadelphia, Nov. 29, 1987
 401 Steve Grogan vs. NY Jets, Oct. 12, 1986
- Seasons Leading League—
[1 Drew Bledsoe, 1994](#)
 Vito (Babe) Parilli, 1964
- Longest Completion—
 90t Tony Eason at Chicago, Sept. 15, 1985 (to Craig James)
 88t Jim Plunkett vs. Baltimore, Dec. 19, 1971 (to Randy Vataha)
 87t Tom Sherman vs. NY Jets, Oct. 27, 1968 (to Jim Whalen)
[84t Drew Bledsoe vs. Miami, Nov. 3, 1996 \(to Ben Coates\)](#)

MOST TOUCHDOWNS

- Career— 182 Steve Grogan, 1975-90
 132 Vito (Babe) Parilli, 1961-67
[80 Drew Bledsoe, 1993-96](#)
 62 Jim Plunkett, 1971-75
 60 Tony Eason, 1983-89
- Season— 31 Vito (Babe) Parilli, 1964
 28 Steve Grogan, 1979
[27 Drew Bledsoe, 1996](#)
 25 Drew Bledsoe, 1994
 23 Tony Eason, 1984
 22 Ed (Butch) Songin, 1960
- Game— 5 Steve Grogan vs. NY Jets, Sept. 9, 1979
 Vito (Babe) Parilli at Buffalo, Nov. 15, 1964
 Vito (Babe) Parilli vs. Miami, Oct. 15, 1967
 4 Accomplished 11 times. Most Recent:
[Drew Bledsoe at San Diego, Dec. 1, 1996](#)
- Seasons Leading League—
 1 Steve Grogan, 1979 (tied Brian Sipe of Cleveland with 28)
 1 Babe Parilli, 1964

HAD INTERCEPTED

(Fewest)

- Career (500 Attempts)—
 24 Butch Songin, 1960-61
 44 Mike Taliaferro, 1968-70
 48 Tony Eason, 1983-89
- Season— 2 Steve Grogan, 1986 (102 att.)
 (100 Attempts) 4 Scott Zolak, 1992 (100 att.)
 Steve Grogan, 1982 (122 att.)
 5 Steve Grogan, 1985 (156 att.)
 5 Tom Hodson, 1990 (156 att.)
- Game— 0 Accomplished many times. Most recent: Drew Bledsoe
 (25 attempts) at San Diego, Dec. 1, 1996

(Most)

- Career (500 attempts)—
 208 Steve Grogan, 1975-90
 138 Babe Parilli, 1961-67
 87 Jim Plunkett, 1971-75
- Season— 27 Drew Bledsoe, 1994
 Babe Parilli, 1964
 26 Babe Parilli, 1965
 25 Jim Plunkett, 1972
 24 Babe Parilli, 1967
 Babe Parilli, 1963
 23 Steve Grogan, 1978
- Game— 6 Steve Grogan vs. San Francisco, Nov. 30, 1980
 Babe Parilli vs. Denver, Sept. 3, 1967
 5 Drew Bledsoe at Pittsburgh, Dec. 5, 1993
 Steve Grogan at Detroit, Oct. 10, 1976
 Steve Grogan at Baltimore, Dec. 21, 1975
 Mike Taliaferro vs. NY Jets, Oct. 27, 1968
 Babe Parilli vs. Buffalo, Sept. 11, 1965
 Babe Parilli vs. NY Jets, Oct. 31, 1964

Lowest Percentage Season—

- 1.9 Tony Eason, 1984 (8-431)
 2.0 Steve Grogan, 1986 (2-102)
 2.2 Tony Eason, 1986 (10-448)
[2.4 Drew Bledsoe, 1996 \(15-623\)](#)
 2.5 Drew Bledsoe, 1995 (13-136)
- Seasons Leading League—
 Fewest— 2 Vito (Babe) Parilli, 1961 (tied), 1962
 1 Tony Eason, 1984
 Ed (Butch) Songin, 1961 (tied)
- Most— 1 Vito (Babe) Parilli, 1964 (tied)



RECEIVING

MOST RECEPTIONS

Career—	534 Stanley Morgan, 1977-89 363 Irving Fryar, 1984-92 325 Ben Coates, 1991-96 292 Gino Cappelletti, 1960-70 283 Jim Colclough, 1960-68
Season—	96 Ben Coates, 1994 90 Terry Glenn, 1996 84 Ben Coates, 1995 Stanley Morgan, 1986 82 Marv Cook, 1991 77 Tony Collins, 1986
Game—	12 Ben Coates at Indianapolis, Nov. 27, 1994 (119 yds) 11 Ben Coates at Pittsburgh, Dec. 16, 1995 (83 yds) Leroy Thompson vs. Minnesota, Nov. 13, 1994 (74 yds) Tony Collins vs. Philadelphia, Nov. 29, 1987 (100 yds) Art Graham vs. Kansas City, Nov. 20, 1966 (134 yds) 10 Terry Glenn vs. Miami, Nov. 3, 1996 (119 yds) Ben Coates vs. Minnesota, Nov. 13, 1994 (74 yds) Michael Timpson vs. Minnesota, Nov. 13, 1994 (113 yds) Tony Romeo vs. Kansas City, Nov. 17, 1963 (149 yds) Tony Collins at LA Rams, Nov. 16, 1986 (66 yds) Marv Cook vs. Houston, Sept. 22, 1991 (99 yds)

YARDAGE

Career—	10,352 Stanley Morgan, 1977-89 5,726 Irving Fryar, 1984-92 5,001 Jim Colclough, 1960-68 4,589 Gino Cappelletti, 1960-70 3,696 Ben Coates, 1991-96
Season—	1,491 Stanley Morgan, 1986 1,174 Ben Coates, 1994 1,132 Terry Glenn, 1996 1,029 Stanley Morgan, 1981 1,014 Irving Fryar, 1991 1,013 Harold Jackson, 1979 1,002 Stanley Morgan, 1979
Game—	182 Stanley Morgan vs. Miami, Nov. 8, 1981 (5) 170 Stanley Morgan vs. Baltimore, Nov. 26, 1978 (5) 167 Art Graham vs. Houston, Nov. 6, 1964 (8) 165 Irving Fryar at N.Y. Jets, Oct. 4, 1992 (8) 162 Stanley Morgan vs. N.Y. Jets, Oct. 12, 1986
Longest Reception—	90t Craig James at Chicago, Sept. 15, 1985 (from Tony Eason) 88t Randy Vataha vs. Baltimore, Dec. 19, 1971 (from Jim Plunkett) 87t Jim Whalen vs. NY Jets, Oct. 27, 1968 (from Tom Sherman) 84t Ben Coates vs. Miami, Nov. 3, 1996 (from Drew Bledsoe) 80t Irving Fryar vs. Chicago, Oct. 30, 1988 (from Doug Flutie) Carl Garrett vs. Buffalo, Nov. 14, 1971 (from Jim Plunkett) Art Graham at Houston, Nov. 29, 1964 (from Babe Parilli)

AVERAGE GAIN

Career (150 Min.)—	20.3 Harold Jackson, 1978-81 (156-3,162) 19.3 Stanley Morgan, 1977-89 (534-10,352) 17.7 Jim Colclough, 1960-68 (283-5,001) 15.8 Irving Fryar, 1984-92 (363-5,726) 15.7 Gino Cappelletti, 1960-70 (292-4,589)
--------------------	--



TE Ben Coates leads all Patriots tight ends with 325 receptions and 3,696 receiving yards. Both marks also place Coates ahead of all active Patriots receivers.



Season (35 Min.)—

23.4 Stanley Morgan, 1981 (44-1,029)
22.8 Stanley Morgan, 1979 (44-1,002)
22.5 Harold Jackson, 1979 (45-1,013)
22.0 Stanley Morgan, 1980 (45-991)
21.7 Jim Colclough, 1962 (40-868)

Game (4 Min.)—

36.4 Stanley Morgan vs. Miami, Nov. 8, 1981 (5-182)
35.5 Stanley Morgan vs. San Francisco, Nov. 30, 1980 (4-142)
Jim Colclough vs. NY Jets, Oct. 6, 1962 (4-142)
35.0 Aaron Marsh vs. N.Y. Jets, Sept. 22, 1968 (4-140)
34.0 Stanley Morgan at Baltimore, Nov. 26, 1978 (5-170)

TOUCHDOWNS

Career—

67 Stanley Morgan, 1977-89
42 Gino Cappelletti, 1960-68
39 Jim Colclough, 1960-68
37 Irving Fryar, 1984-92
34 Ben Coates, 1991-96

Season—

12 Stanley Morgan, 1979
10 Stanley Morgan, 1986
Jim Colclough, 1962
9 Ben Coates, 1996
Randy Vataha, 1971
Gino Cappelletti, 1965
Jim Colclough, 1960, 1961

Game—

3 Accomplished Seven Times. Most Recent:
Ben Coates at Buffalo, Nov. 26, 1995

INTERCEPTIONS

MOST

Career—

36 Raymond Clayborn, 1977-89
29 Ron Hall, 1961-67
29 Roland James, 1980-90
29 Fred Marion, 1982-91

Season—

28 Mike Haynes, 1976-82
11 Ron Hall, 1964
8 Ronnie Lippett, 1986
Mike Haynes, 1976
Bob Suci, 1963

Game—

7 Accomplished 5 times. Most recent: Maurice Hurst, 1994
3 Accomplished 6 times. Most recent: Roland James at
Buffalo, Oct. 23, 1983

RETURN YARDAGE

Career—

555 Raymond Clayborn, 1977-89
476 Ron Hall, 1961-67
457 Fred Marion, 1982-91
420 Ronnie Lippett 1984-91

Season—

393 Mike Haynes, 1976-82
277 Bob Suci, 1963
189 Fred Marion, 1985
182 Prentice McCray, 1976
159 Ron Hall, 1966
153 Don Webb, 1961

Game—

118 Prentice McCray at NY Jets, Nov. 21, 1976 (2)
115 Fred Marion at Seattle, Nov. 17, 1985 (2)
110 Bob Suci vs. Houston, Nov. 1, 1963 (2)
99 Rick Sanford at Chicago, Dec. 5, 1982 (1)
87 Ron Hall at Denver, Sept. 18, 1966 (1)

Longest Return—

99 Rick Sanford at Chicago, Dec. 5, 1982 (TD)
98 Bob Suci vs. Houston, Nov. 1, 1963 (TD)
87 Ron Hall vs. Denver, Sept. 18, 1966
85 Raymond Clayborn at Cleveland, Oct. 7, 1984 (TD)
83 Fred Marion at Seattle, Nov. 17, 1985 (TD)

TOUCHDOWNS

Career—

2 Ronnie Lippett, 1983-91
Prentice McCray, 1974-80
Don Webb, 1961-62, 64-71
John Charles, 1967-69
Bob Suci, 1963

Season—

2 Ronnie Lippett, 1987
Prentice McCray, 1976
Bob Suci, 1963
Don Webb, 1961

Game—

2 Prentice McCray at NY Jets, Nov. 21, 1976



PUNTING

MOST PUNTS

Career—	468 Rich Camarillo, 1981-87 377 Tom Yewcic, 1961-67 243 Tom Janik, 1969-71 222 Mike Patrick, 1975-78 169 Shawn McCarthy, 1991-92
Season—	103 Shawn McCarthy, 1992 92 Rich Camarillo, 1985 91 Jeff Feagles, 1988 90 Brian Hansen, 1990 89 Rich Camarillo, 1986
Game—	11 Shawn McCarthy, vs. New Orleans, Nov. 8, 1992 Rich Camarillo at Chicago, Sept. 15, 1985 Rich Camarillo at Dallas, Nov. 22, 1984 Jim Fraser vs. NY Jets, Oct. 2, 1966 10 Shawn McCarthy, vs. Indianapolis, Dec. 6, 1992 Tom Greene vs. Houston, Dec. 18, 1960 Tom Yewcic vs. Buffalo, Dec. 1, 1963 Tom Yewcic vs. Buffalo, Nov. 15, 1964 Bob Scarpitto vs. Oakland, Oct. 6, 1968 Brian Hansen vs. Indianapolis, Nov. 11, 1990

YARDAGE

Career—	19,922 Rich Camarillo, 1981-87 14,553 Tom Yewcic, 1961-67 9,516 Tom Janik, 1969-71 8,481 Mike Patrick, 1975-78 6,862 Shawn McCarthy, 1991-
Season—	4,212 Shawn McCarthy, 1992 3,953 Rich Camarillo, 1985 3,752 Brian Hansen, 1990 3,746 Rich Camarillo, 1986 3,615 Rich Camarillo, 1983
Game—	514 Rich Camarillo at Chicago, Sept. 15, 1985 (11) 479 Rich Camarillo at Dallas, Nov. 22, 1984 (11) 436 Bob Scarpitto vs. Oakland, Oct. 6, 1968 (10) 426 Rich Camarillo at Oakland, Nov. 1, 1981 (9) 417 Tom Yewcic at Buffalo, Nov. 15, 1964
Longest Punt—	93 Shawn McCarthy at Buffalo, Nov. 3, 1991 89 Luke Prestridge vs. Miami, Oct. 21, 1984 87 Bob Scarpitto at Denver, Sept. 29, 1968 82 Luke Prestridge vs. NY Jets, Oct. 28, 1984 76 Rich Camarillo vs. N.Y. Jets, Sept. 19, 1982

HIGHEST AVERAGE YARDAGE

Career (100 Punts Min.)—	42.6 Rich Camarillo, 1981-87 (468) 40.0 Terry Swanson, 1967-68 (127) 39.8 Shawn McCarthy, 1991-92 (172) 38.6 Tom Yewcic, 1961-67 (377) 38.2 Mike Patrick, 1975-78 (222)
Season (Qualifiers)—	44.6 Rich Camarillo, 1983 43.7 Rich Camarillo, 1982 43.5 Tom Tupa, 1996 42.9 Rich Camarillo, 1985 42.4 Mike Saxon, 1993
Game (4 Punts Min.)—	54.3 Pat O'Neill at Detroit, Sept. 25, 1994 (4) 51.2 Shawn McCarthy at Buffalo, Nov. 3, 1991 (5) 50.8 Terry Swanson vs. Cincinnati, Dec. 1, 1968 (4)

PUNT RETURNS

MOST

Career—	206 Irving Fryar, 1984-91 111 Mike Haynes, 1976-80 97 David Meggett, 1995-96 92 Stanley Morgan, 1977-89 74 Mack Herron, 1973-75
Season—	56 Ron Burton, 1960-65 52 David Meggett, 1996 45 David Meggett, 1995 Mike Haynes, 1976 38 Irving Fryar, 1988 Ricky Smith, 1983 37 Irving Fryar, 1985 36 Irving Fryar, 1984
Game—	10 Ronnie Harris at Pittsburgh, Dec. 5, 1993 7 David Meggett vs. NY Jets, Dec. 10, 1995 Ray Crittenden vs. Green Bay, Nov. 2, 1994 Irving Fryar at Dallas, Nov. 22, 1984



PR David Meggett broke a Patriots' 10-year drought when he returned a punt 60-yards for a touchdown against the NY Giants (12/21/96). The last Patriot to accomplish the feat was Irving Fryar on 11/2/86 (59 yards).

- 6 David Meggett at NY Jets, Nov. 5, 1995
- Irving Fryar at Buffalo, Sept. 22, 1985
- Roland James vs. LA Rams, Nov. 16, 1980
- Mack Herron vs. Cleveland, Nov. 10, 1974
- Ron Burton vs. Oakland, Sept. 13, 1964
- Fred Bruney vs. Buffalo, Sept. 23, 1961

Most Seasons Leading League—

- 1 Irving Fryar, 1985
- Ron Burton, 1962
- Fred Bruney, 1961

MOST YARDAGE

- Career— 2,055 Irving Fryar, 1984-91
- 1,159 Mike Haynes, 1976-81
- 976 David Meggett, 1995-96
- 960 Stanley Morgan, 1977-1989
- 888 Mack Herron, 1973-75
- Season— 608 Mike Haynes, 1976
- 588 David Meggett, 1996
- 520 Irving Fryar, 1985
- 517 Mack Herron, 1974
- 398 Irving Fryar, 1988
- Ricky Smith, 1983
- 383 David Meggett, 1995
- Game— 156 Mike Haynes vs. Buffalo, Nov. 7, 1976
- 133 Stanley Morgan vs. Buffalo, Nov. 20, 1977
- 133 Irving Fryar at Buffalo, Sept. 22, 1985
- 126 Billy Johnson vs. Houston, Nov. 5, 1967

LONGEST PUNT RETURN

- 89 Mike Haynes vs. Buffalo, Nov. 7, 1976 (TD)
- 85 Irving Fryar at Buffalo, Sept. 22, 1985 (TD)
- 80 Stanley Morgan vs. Baltimore, Nov. 18, 1979 (TD)
- 77 Irving Fryar vs. Indianapolis, Nov. 10, 1985 (TD)
- 75 Roland James vs. NY Jets, Nov. 2, 1980

HIGHEST AVG. YARDAGE

- Career (20 Returns)—
- 12.0 Mack Herron, 1973-75 (74-888)
- 11.3 Carl Garrett, 1969-72 (43-487)
- 10.4 Mike Haynes, 1976-81 (111-1159)
- Stanley Morgan, 1977-89 (92-960)
- 10.0 Irving Fryar, 1984-92 (70-2055)
- 9.9 Ricky Smith, 1982-83 (54-537)
- Season (Qualifiers)—
- 14.8 Mack Herron, 1974
- 14.1 Irving Fryar, 1985
- 13.5 Mike Haynes, 1976
- 10.8 Mack Herron, 1973
- 10.5 Four Times, Most Recent:
- Irving Fryar, 1988
- Game (3 Returns)—
- 39.0 Mike Haynes vs. Buffalo, Nov. 7, 1976 (4)
- 35.7 Ricky Smith vs. Baltimore, Sept. 4, 1981 (3)

TOUCHDOWNS

- Career— 3 Irving Fryar, 1984-91
- 2 Mike Haynes, 1976-81
- Season— 2 Irving Fryar, 1985
- Mike Haynes, 1976



Game— 1 David Meggett at NY Giants, Dec. 21, 1996
 Irving Fryar vs. Atlanta, Nov. 2, 1986
 Irving Fryar vs. Indianapolis, Nov. 10, 1985
 Irving Fryar at Buffalo, Sept. 22, 1985
 Roland James vs. NY Jets, Nov. 2, 1980
 Stanley Morgan vs. Baltimore, Nov. 18, 1979
 Mike Haynes vs. Denver, Nov. 28, 1976
 Mike Haynes vs. Buffalo, Nov. 7, 1976

KICKOFF RETURNS

MOST

Career— 107 Stephen Starring, 1983-87
 92 Carl Garrett, 1969-72
 89 Larry Garron, 1960-68
 80 Sammy Martin, 1988-90
 76 Troy Brown, 1993-96
 72 David Meggett, 1995-96
 Season— 48 Stephen Starring, 1985
 42 Ricky Smith, 1983
 41 Mack Herron, 1973
 39 Tony Collins, 1981
 38 David Meggett, 1995
 Game— 8 Willie Porter vs. NY Jets, Sept. 22, 1968
 6 By many players, Most recent: Stephen Starring
 at Indianapolis, Oct. 25, 1987
 Most Seasons Leading League—
 1 Jon Vaughn, 28.2 (20-564), 1992
 Horace Ivory, 27.6 (36-992), 1980
 Raymond Clayborn, 31.0 (28-869), 1977

YARDAGE

Career— 2,299 Larry Garron, 1960-68
 2,259 Stephen Starring, 1983-87
 2,251 Carl Garrett, 1969-72
 1,834 Sammy Martin, 1988-90
 1,796 Mack Herron, 1973-1975
 Season— 1,092 Mack Herron, 1973
 1,012 Stephen Starring, 1985
 992 Horace Ivory, 1980
 964 David Meggett, 1995
 879 Allen Carter, 1975
 Game— 206 Allen Carter at Baltimore, Dec. 21, 1975
 175 Carl Garrett vs. Buffalo, Oct. 11, 1969

LONGEST

101 Raymond Clayborn at Baltimore, Dec. 18, 1977 (TD)
 100 Jon Vaughn at Cincinnati, Dec. 20, 1992 (TD)
 Raymond Clayborn at NY Jets, Oct. 2, 1977 (TD)
 99 Allen Carter at Baltimore, Dec. 21, 1975 (TD)
 99 Jon Vaughn at Phoenix, Sept. 29, 1991 (TD)
 98 Ricky Smith vs. NY Jets, Sept. 19, 1982 (TD)
 Horace Ivory at Baltimore, Oct. 19, 1980 (TD)

HIGHEST AVG. YARDAGE

Career (20 Returns)—
 27.2 Allen Carter, 1975-76 (33-898)
 26.9 Raymond Clayborn, 1977-89 (57-1,538)
 26.5 Horace Ivory, 1978-81 (45-1,191)
 25.8 Larry Garron, 1960-67 (89-2,299)
 25.3 Mack Herron, 1973-75 (71-1,796)
 Season (Qualifiers)—
 31.0 Raymond Clayborn, 1977
 28.5 Larry Garron, 1962
 28.4 Jess Phillips, 1976
 28.3 Carl Garrett, 1969
 28.2 Jon Vaughn, 1992
 Game (3 Returns)—
 49.3 Ron Burton vs. Dallas Texans, Nov. 3, 1961 (3)
 47.0 Horace Ivory at Baltimore, Oct. 19, 1980 (3)

TOUCHDOWNS

Career— 3 Raymond Clayborn, 1977-89
 2 Jon Vaughn, 1991-92
 Larry Garron, 1960-68
 Season— 3 Raymond Clayborn, 1977
 Game— 1 Accomplished 13 times. Most recent: Jon Vaughn
 at Cincinnati, Dec. 20, 1992, (100 yd. TD)

**FUMBLES****MOST**

Career—	77 Steve Grogan, 1975-90 49 Sam Cunningham, 1973-79, 1981 42 Vito (Babe) Parilli, 1961-67
Season—	12 Steve Grogan, 1979 Sam Cunningham, 1975 Mack Herron, 1974
Game—	4 Vito (Babe) Parilli vs. Denver, Nov. 6, 1966 3 Accomplished 10 times. Most recent: Steve Grogan at Buffalo, Dec. 20, 1987

MOST OWN RECOVERIES

Career—	31 Steve Grogan, 1975-90 19 Vito (Babe) Parilli, 1961-67
Season—	6 Steve Grogan, 1987 Vito (Babe) Parilli, 1963 Ricky Smith, 1984
Game—	5 Vito (Babe) Parilli, 1964 2 Accomplished 9 times. Most recent: Steve Grogan vs. Miami, Sept. 13, 1987

MOST OPPONENT RECOVERIES

Career—	17 Steve Nelson, 1974-87 Andre Tippett, 1982-93 15 Jim Hunt, 1960-70 14 Raymond Hamilton, 1973-80
Season—	13 Bob Dee, 1960-67 5 Bob Dee, 1961 4 Andre Tippett, 1993 Brent Williams, 1986 Steve Nelson, 1978 John Sanders, 1975 Larry Eisenhauer, 1964 Jack Rudolph, 1960
Game—	3 Steve Nelson vs. Philadelphia, Oct. 8, 1978 2 By 20 players. Most recent: Johnny Rembert at NY Jets, Nov. 13, 1988

MOST RETURN YARDAGE

Career—	82 Don Webb, 1961-71 67 Jim Hunt, 1960-70
Season—	54 Brent Williams, 1986 52 Chuck Shonta, 1960
Game—	52 Chuck Shonta vs. NY Titans, Sept. 17, 1960 (1-opp) 51 Jim Hunt vs. Houston, Dec. 15, 1968 (1-opp)

LONGEST RETURN

52 Chuck Shonta vs. NY Titans, Sept. 17, 1960 (TD)
51 Jim Hunt vs. Houston, Dec. 15, 1968

TOUCHDOWNS

Own Fumbles Recovered For TD—	1 Eight players. Most recent: John Stephens vs. Cincinnati, Oct. 16, 1988 (Recovered Robert Perryman fumble in the end zone)
Opponents' Fumbles Recovered For TD—	1 Accomplished many times. Most recent: Willie McGinest at San Diego, Dec. 1, 1996 (in end zone)

SACKS**SACKS (Official NFL Statistic Since 1982 - totals reflect all-time Patriots)**

Career--	100.0 Andre Tippett, 1982-93 79.5 Julius Adams, 1971-77, 79, 85,87 72.5 Tony McGee, 1974-81 54.0 Ray Hamilton, 1973-81 45.4 Larry Eisenhauer, 1961-69
Season—	18.5 Andre Tippett, 1984 16.5 Andre Tippett, 1985 12.5 Andre Tippett, 1987 12.0 Tony McGee, 1978 12.0 Tony McGee, 1979
Rookie Season—	10.5 Garin Veris, 1985 9.0 Chris Slade, 1993



TEAM RECORDS

Note: Number of games per season: 1960-1977 (14); 1978-81 (16); 1982 (9); 1983-86 (16); 1987 (15), and 1988-93 (16).

VICTORIES

MOST

Season—	11	1996
		1986
		1985
		1978
		1976
	10	1994, 1964, 1980

FEWEST

Season—	1	1990
	2	1992
		1981
		1970

OFFENSIVE SCORING

MOST POINTS SCORED

Season—	
441	1980
418	1996
413	1961
412	1986
411	1979
Game—	
56	vs. NY Jets, Sept. 9, 1979
55	vs. NY Jets, Oct. 29, 1978
52	vs. Buffalo, Oct. 22, 1961
50	at Indianapolis, Nov. 18, 1984
48	vs. Oakland, October 3, 1976
Quarter—	
1st: 21	vs. NY Jets, Oct. 29, 1978
1st: 21	at Miami, Dec. 15, 1974
2nd: 27	vs. Baltimore, Nov. 18, 1979
3rd: 22	vs. Dallas Texans, Nov. 18, 1960
4th: 27	vs. Baltimore, Nov. 23, 1980

FEWEST POINTS SCORED

Season—	
149	1970
181	1990
192	1972
205	1992
229	1968
Game—	
0	17 Times: Most recent: Indianapolis 6, Patriots 0, Dec. 6, 1992

MOST POINTS SCORED, BOTH TEAMS

Game—	
86	at Patriots 43, Oakland 43 (tie), Oct. 16, 1964
84	Patriots 46, at Baltimore 38 Oct. 6, 1996
78	NY Jets 47, at Patriots 31, Sept. 22, 1968
76	at Buffalo 45, Patriots 31, Nov. 23, 1975 at Patriots 55, NY Jets 21, Oct. 29, 1978

FEWEST POINTS SCORED, BOTH TEAMS

Game—	
3	at Patriots 3, Miami 0, Dec. 12, 1982
6	NY Jets 6, at Patriots 0, Nov. 26, 1993 Indianapolis 6, at Patriots 0, Dec. 6, 1992
7	Houston 7, at Patriots 0, Sept. 21, 1975
9	at Patriots 7, Cincinnati 2, Dec. 12, 1993 Patriots 6, at Miami 3, Nov. 20, 1988 Patriots 6, at NY Jets 3, Dec. 15, 1991

GREATEST MARGIN OF VICTORY

Game—	
53	at Patriots 56, NY Jets 3, Sept. 9, 1979
42	at Patriots 45, Houston 3, Nov. 1, 1963
41	Patriots 41, at San Diego 0, Dec. 17, 1961
39	at Patriots 42, Baltimore 3, Oct. 6, 1974
38	Patriots 45, at San Diego 7, Dec. 1, 1996 at Patriots 38, Indianapolis 0, Dec. 26, 1993

GREATEST MARGIN OF DEFEAT

Game—	
52	at Miami 52, Patriots 0, Nov. 12, 1972
42	at Green Bay (Mil.) 45, Patriots 3, Oct. 9, 1988
38	at NY Jets 45, Patriots 7, Sept. 26, 1993 at Cincinnati 45, Patriots 7, Dec. 20, 1970 at Miami 41, Patriots 3, Oct. 17, 1971
36	Chicago 46, Patriots 10, Jan. 26, 1986 (Super Bowl XX)

MOST TOUCHDOWNS

Season—	
52	1961, 1980
49	1979
48	1976
46	1979
45	1986
Game—	
8	vs. NY Jets, Sept. 9, 1979 vs. NY Jets, Oct. 29, 1978
7	vs. Oakland, Oct. 3, 1976 vs. Buffalo, Oct. 22, 1961
6	12 times: Most recent: at San Diego, Dec. 1, 1996

FEWEST TOUCHDOWNS

Season—	
17	1982 (9 games)
18	1970
19	1990
22	1991
24	1972

MOST POINTS AFTER TOUCHDOWNS

Season—	
51	1980
48	1961
46	1979
44	1986
42	1974, 1976, 1984



FEWEST POINTS AFTER TOUCHDOWNS

Season—

- 15 1982 (9 games)
- 17 1970
- 19 1990
- 1991
- 22 1992

MOST FGs ATTEMPTED

Season—

- 41 1986
- 40 1989
- 39 1964
- 38 1963
- 37 1962

Game—

- 7 vs. Indianapolis Dec. 3, 1989
- at Cincinnati, Nov. 16, 1969
- at Buffalo, Sept. 24, 1967
- at San Diego, Sept. 20, 1964
- 6 vs. Jacksonville, Sept. 22, 1996
- vs. Denver, Oct. 4, 1964

FEWEST FGs ATTEMPTED

Season—

- 13 1982 (9 games)

16 1972

17 1975

1992

21 1971, 1977

22 1970, 1974, 1983,

MOST FGs MADE

Season—

- 32 1986
- 30 1989
- 27 1994
- 26 1980
- 25 1964

Game—

- 6 at Denver, Oct. 4, 1964
- 5 vs. Jacksonville, Sept. 22, 1996

FEWEST FGs MADE

Season—

- 8 1982 (9 games), 1972, 1970, 1960
- 9 1983, 1975
- 11 1992

FIRST DOWNS

MOST TOTAL

Season—

- 348 1994
- 339 1996
- 335 1995
- 1989
- 328 1981
- 322 1978

Game—

- 31 vs. Phila., Nov. 29, 1987
- at Houston, Dec. 11, 1966
- 30 vs. NY Jets, Sept. 9, 1979
- at Indianapolis, Oct. 29, 1989

FEWEST TOTAL

Season—

- 146 1982 (9 games)
- 166 1969
- 181 1968
- 184 1970
- 190 1971

Game—

- 3 vs. Wash., Dec. 15, 1990
- 5 vs. Miami, Dec. 12, 1982
- at NY Jets, Nov. 22, 1970
- 6 at Kansas City, Oct. 11, 1970
- at Philadelphia, Nov. 4, 1990
- vs. N. O., Nov. 8, 1992

MOST RUSHING

Season—

- 181 1978
- 150 1976
- 139 1980
- 132 1977, 1979
- 130 1983

Game—

- 21 vs. Denver, Nov. 28, 1976
- 18 vs. NY Jets, Oct. 18, 1976
- 17 at Buffalo, Nov. 5, 1978
- vs. Buffalo, Dec. 10, 1978

FEWEST RUSHING

Season—

- 55 1965
- 63 1970
- 64 1969
- 65 1990
- 66 1964

Game—

- 0 at N.O., Nov. 30, 1986
- at Buffalo, Oct. 26, 1980
- at NY Jets, Nov. 22, 1970
- 1 13 times. Most recent: at Miami, Oct. 18, 1992

MOST PASSING

Season—

- 243 1994
- 207 1995
- 206 1996
- 202 1986
- 186 1984
- 169 1993

Game—

- 22 at Cincinnati, Sept. 18, 1994
- vs. Minnesota, Nov. 13, 1994
- 21 vs. Phila., Nov. 29, 1987
- 20 at Miami, Sept. 4, 1994
- at Indy, Nov. 18, 1984
- at Houston, Nov. 10, 1980
- vs. Oakland, Oct. 16, 1964

FEWEST PASSING

Season—

- 63 1982 (nine games)
- 87 1969, 1989
- 94 1971, 1968
- 95 1976
- 98 1970

Game—

- 0 vs. Miami, Dec. 8, 1968
- at Tampa Bay, Dec. 12, 1976
- 1 vs. N.O., Dec. 4, 1983
- vs. Miami, Dec. 12, 1982

MOST PENALTY

Season—

- 35 1986
- 34 1989
- 30 1993
- 29 1965
- 27 1979

Game—

- 7 at Houston, Sept. 19, 1965
- 5 Seven times. Most Recent: vs. Miami Nov. 3, 1996

FEWEST PENALTY

Season—

- 9 1982 (nine games)
- 11 1971, 1991
- 14 1977
- 15 1969, 1976, 1985

Game—

- 0 Many times. Most recent: at Indianapolis, Dec. 23, 1995



TOTAL NET YARDS

MOST

Season—

5,965 1978
5,776 1994
5,623 1981
5,499 1985
5,470 1979
5,457 1995

Game—

597 vs. NY Jets, Sept. 9, 1979
529 vs. NY Jets, Oct. 29, 1978
526 vs. Houston, Dec. 18, 1965
506 vs. Seattle, Sept. 21, 1986
500 vs. Oakland, Oct. 16, 1964

FEWEST

Season—

2,626 1970
2,633 1982 (9 games)
3,127 1968
3,419 1969
3,556 197

Game—

57 vs. NY Jets, Sept. 19, 1982 (61r, -4p)
74 vs. Oakland, Oct. 22, 1967 (34r, 40p)
80 at NY Jets, Nov. 20, 1970 (23r, 57p)
92 at Denver, Nov. 11, 1979 (58r, 34p)
100 vs. Kansas City, Sept. 21, 1969 (43r, 57p)

RUSHING

MOST ATTEMPTS

Season—

671 1978
603 1977
591 1976
588 1980, 1988
565 1985

Game—

62 vs. Denver, Nov. 28, 1976 (332 yds.)
60 at Seattle, Dec. 19, 1982 (249 yds.)
58 vs. Indianapolis, Dec. 26, 1993 (257 yds.)
55 Four times, Most recent: vs. Seattle, Dec. 4, 1988 (171 yds.)
54 at Buffalo, Nov. 20, 1977 (256 yds.)
vs. Chicago, Oct. 30, 1988 (185 yds.)

FEWEST ATTEMPTS

Season—

324 1982 (9 games)
334 1970
363 1960
367 1969
386 1972

Game—

9 vs. Denver, Nov. 17, 1996 (17 yards)
10 vs. NY Jets, Oct. 12, 1986 (17 yds)
11 vs. Washington, Sept. 23, 1984 (17 yds)
vs. Buffalo, Dec. 20, 1964 (33 yds)
12 vs. Minnesota, Nov. 13, 1994 (42 yds)
at Kansas City, Oct. 3, 1965 (32 yds)
13 at NY Jets, Sept. 26, 1993 (31 yds)
vs. Kansas City, Dec. 2, 1990 (64 yds)
vs. Miami, Sept. 17, 1989 (43 yds.)
14 at Miami, Sept. 1, 1996 (39 yds)

MOST YARDS

Season—

3,165 1978
2,948 1976
2,605 1983
2,331 1985
2,303 1977

Game—

332 vs. Denver, Nov. 28, 1976
330 vs. NY Jets, Oct. 18, 1976
328 vs. NY Jets, Sept. 18, 1983
281 vs. Oakland, Oct. 30, 1966
vs. Cincinnati, Dec. 22, 1985
279 at Buffalo, Nov. 5, 1978

FEWEST YARDS

Season—

1,040 1970
1,117 1965
1,347 1982
1,332 1994
1,361 1964

Game—

2 at New Orleans, Nov. 30, 1986 (18 attempts)
17 vs. Denver, Nov. 17, 1996 (9 att.)
vs. NY Jets, Oct. 12, 1986 (10 att)
vs. Washington, Sept. 23, 1984 (11 att)
at LA Chargers, Oct. 28, 1960 (24 att)
18 at Miami, Oct. 18, 1992 (18 att)
22 vs. NY Jets, Nov. 14, 1965 (23 att)

MOST TOUCHDOWNS

Season—

30 1978
24 1976
23 1981
21 1974
19 1983, 1980

Game—

4 Accomplished 6 times. Most recent: vs. San Diego, Oct. 16, 1983

FEWEST TOUCHDOWNS

Season—

3 1982 (9 games)
4 1990
6 1992
7 1971
8 1968, 1965



PASSING

MOST ATTEMPTS

Season—

699 1994
686 1995
628 1996
610 1989
557 1986
556 1993

Game—

70 vs. Minnesota, Nov. 13, 1994
60 at Pittsburgh, Dec. 16, 1995
59 vs. Denver, Oct. 8, 1995
vs. New Orleans, Nov. 12, 1989
56 at Pittsburgh, Dec. 17, 1989
55 vs. LA Raiders, Oct. 9, 1994

FEWEST ATTEMPTS

Season—

187 1982 (9 games)
305 1977
309 1976
330 1971
338 1969

Game—

5 vs. Miami, Dec. 12, 1982 (2 comps.)
9 vs. Miami, Nov. 9, 1969 (2 comps.)
10 Three times, Most recent:
vs. Seattle, Dec. 4, 1988 (5 comps.)
11 vs. Indy, Dec. 26, 1993 (9 comps.)
vs. Oakland, Oct. 30, 1966 (4 comps.)
12 vs. Buffalo, Oct. 20, 1968 (4 comps.)

MOST COMPLETIONS

Season—

405 1994
374 1996
351 1995
340 1986
302 1989

Game—

45 vs. Minnesota, Nov. 13, 1994
39 at Pittsburgh, Dec. 16, 1995
36 at LA Rams, Nov. 16, 1986
34 vs. Philadelphia, Nov. 29, 1987
32 vs. Buffalo, Oct. 27, 1996
at Miami, Sept. 4, 1994

FEWEST COMPLETIONS

Season—

93 1982 (9 games)
146 1976
159 1971
160 1977, 1968
162 1969

Game—

2 vs. Miami, Nov. 9, 1969 (9 att.)
vs. Miami, Dec. 12, 1982 (5 att.)
3 vs. N.O., Dec. 4, 1983 (10 att.)
4 Four times, Most recent:
vs. Buffalo, Oct. 11, 1987
5 Seven times, Most recent:
at Buffalo, Oct. 23, 1988
6 Seven times, Most recent:
vs. N.Y. Jets, Sept. 19, 1982

MOST NET YARDS

Season—

4,444 1994
3,901 1996
3,954 1986
3,591 1995
3,285 1993
3,231 1984

Game—

426 vs. Minnesota, Nov. 13, 1994
421 at Miami, Sept. 4, 1994
405 vs. Oakland, Oct. 16, 1964
409 vs. Miami, Nov. 3, 1996

FEWEST NET YARDS

Season—

1347 1982 (9 games)
1586 1970
1746 1976
1765 1968
1887 1971

Game—

4 vs. NY Jets, Sept. 19, 1982
13 vs. Miami, Dec. 12, 1982
15 at Atlanta, Nov. 29, 1992
16 vs. N.O., Dec. 4, 1983
at Miami, Dec. 8, 1968

MOST TOUCHDOWNS

Season—

31 1964
30 1979
29 1986, 1961
27 1996, 1980
26 1984

Game—

6 vs. NY Jets, Sept. 9, 1979
5 Many times, Most recent:
at Buffalo, Nov. 15, 1964

FEWEST TOUCHDOWNS

Season—

7 1970
10 1972
11 1991
12 1988, 1982
13 1992, 1973

MOST HAD INTERCEPTED

Season—

34 1981
33 1968
32 1967
29 1965, 1963
28 1988, 1975, 1972, 1970

Game—

6 at Denver, Sept. 3, 1967
vs. Buffalo, Dec. 9, 1967
at Kansas City, Oct. 11, 1970
at San Fran., Nov. 30, 1980

FEWEST HAD INTERCEPTED

Season—

9 1982 (9 games)
13 1986, 1962
14 1984
15 1996
16 1995
1991

SACKS ALLOWED, MOST
(ALLOWED BY N.E. OFFENSE)

Season—

66 1984 (454 yards)
65 1992 (458 yards)
63 1991 (436 yards)
58 1990 (443 yards)
49 1979 (382 yards)

Game—

10 at Dallas, Nov. 22, 1984 (57 yds)

SACKS ALLOWED, FEWEST
(ALLOWED BY N.E. OFFENSE)

Season—

14 1977 (155 yards)
15 1982 (9 games-134 yards)
19 1976 (164 yards)
21 1974 (174 yards)
22 1994 (139 yards)
23 1993 (127 yards)
1988 (160 yds), 1962 (164 yds)

Game—

0 Accomplished 62 times,
Most recent: at Dallas, Dec. 15, 1996



PUNTING

MOST PUNTS

Season—

- 103 1992
- 96 1968
- 92 1990, 1986, 1985, 1984
- 91 1988
- 89 1987

Game—

- 11 Four times, Most recent:
vs. N.O., Nov. 8, 1992
- 10 Six times, Most recent: vs.
Indianapolis, Dec. 6, 1992

FEWEST PUNTS

Season—

- 49 1982 (9 games)
- 61 1973, 1978
- 63 1980
- 64 1961
- 65 1967

Game—

- 0 3 times, Most recent:
vs. Houston, Nov. 12, 1978
- 1 11 times, Most recent:
at N.Y. Jets, Nov. 10, 1996

MOST YARDS

Season—

- 4,212 1992
- 3,953 1985
- 3,904 1984
- 3,831 1968
- 3,752 1990

Game—

- 514 at Chicago, Sept. 15, 1985
- 479 at Dallas, Nov. 22, 1984
- 436 at Oakland, Nov. 1, 1981
at Oakland, Oct. 6, 1968

FEWEST YARDS

Season—

- 2,137 1978
- 2,140 1982 (9 games)
- 2,297 1973
- 2,392 1980 & 1989
- 2,354 1977

Game—

- 0 3 times, Most recent:
vs. Houston, Nov. 12, 1978

HIGHEST AVG.

Season—

- 44.6 1983
- 43.7 1982
- 43.2 1996
- 42.9 1985
- 42.4 1984

Game (4 Punts Min.)—

- 54.3 at Detroit, Sept. 25, 1994
- 51.2 at Buffalo, Nov. 3, 1991 (5)
- 50.8 at Miami, Sept. 11, 1983 (4)
- 50.8 vs. Cincinnati, Dec. 1, 1968 (4)

LOWEST AVG.

Season—

- 34.6 1977
- 35.0 1978

PUNT RETURNS

MOST

Season—

- 60 1980
- 52 1996
- 51 1993
- 48 1984
- 1976
- 47 1978

Game—

- 10 at Pittsburgh, Dec. 5, 1993
- 7 vs. NY Jets, Dec. 12, 1995
at Dallas, Nov. 22, 1984
vs. Houston, Nov. 5, 1967
- 6 Accomplished 12 times,
Most recent: at NY Jets,
Nov. 5, 1995

FEWEST RETURNS

Season—

- 16 1982
- 17 1972
- 23 1969
- 24 1966
- 25 1987

MOST YARDS

Season—

- 628 1976
- 588 1996
- 533 1974
- 530 1985
- 520 1978

Game—

- 167 vs. Buffalo, Nov. 7, 1976
- 139 at Buffalo, Nov. 20, 1977

FEWEST YARDS

Season—

- 37 1972
- 134 1990
- 138 1962
- 139 1982
- 143 1966

HIGHEST AVG.

Season—

- 13.3 1974
- 13.1 1976
- 13.0 1961
- 12.6 1985
- 11.3 1996

LOWEST AVG.

Season—

- 2.2 1972
- 4.6 1990
- 5.3 1968 & 1962
- 5.6 1965
- 5.8 1971

MOST TOUCHDOWNS

Season—

- 2 1985, 1976

Game—

- 1 at NY Giants, Dec. 21, 1996
vs. Atlanta, Nov. 2, 1986
vs. Indy, Nov. 10, 1985
at Buffalo, Sept. 22, 1985
vs. NY Jets, Nov. 2, 1980
vs. Baltimore, Nov. 18, 1979
vs. Denver, Nov. 28, 1976
vs. Buffalo, Nov. 7, 1976



KICKOFF RETURNS

MOST

Season—

77 1990

75 1995

73 1967

71 1968

69 1989

Game—

10 vs. Buffalo, Dec. 9, 1967

9 at Dallas, Oct. 24, 1971

vs. NY Jets, Sept. 22, 1968

vs. Oakland, Oct. 16, 1964

175 vs. NY Jets, Oct. 11, 1969

160 at Baltimore, Dec. 18, 1977

FEWEST YARDS

Season—

646 1982 (9 games)

819 1993

901 1987 (15 games)

1,051 1977

1,087 1976

Game—

0 at Buffalo, Dec. 20, 1987

vs. Seattle, Oct. 9, 1977

at Denver, Sept. 14, 1969

FEWEST

Season—

28 1982 (9 games)

39 1977

46 1976

47 1993

48 1987

49 1961

Game—

0 vs. Cincinnati, Dec. 12, 1993

at Buffalo, Dec. 20, 1987

vs. Seattle, Oct. 9, 1977

at Denver, Sept. 14, 1969

HIGHEST AVG.

Season—

26.9 1977

24.1 1973

23.7 1960

23.6 1976

23.5 1972

LOWEST AVG.

Season—

17.4 1993

17.8 1994

18.1 1990

18.3 1981

18.8 1987 & 1979

MOST YARDS

Season—

1,691 1995

1,520 1975

1,462 1989

1,442 1968

1,421 1960

Game—

245 at Dallas, Oct. 24, 1971

230 at Baltimore, Dec. 21, 1975

178 at NY Jets, Oct. 2, 1977

MOST TOUCHDOWNS

Season—

3 1977

2 1961

1 1992, 1991, 1988, 1982,

1980, 1975, 1973, 1962

Game—

1 13 times, Most recent: At

Cincinnati, Dec. 20, 1992

PENALTIES

MOST

Season—

114 1985

112 1977

111 1992

102 1976

99 1990 & 1979

Game—

14 at N.Y. Jets, Dec. 23, 1990

at Indianapolis, Dec. 1, 1985

at Cincinnati, Oct. 15, 1978

at Denver, Dec. 1, 1991

13 vs. Kansas City, Sept. 18,

1977

MOST YARDS

Season—

1,051 1992

931 1977

914 1976

864 1979

852 1978

Game—

139 vs. Buffalo, Nov. 6, 1983

134 at Cincinnati, Dec. 20, 1992

125 vs. NY Jets, Oct. 29, 1978

at Cincinnati, Oct. 15, 1978

FEWEST

Season—

50 1973

52 1962

53 1982 (9 games) & 1964

58 1965

59 1967

Game—

1 12 times, Most recent: vs.

Buffalo, Oct. 23, 1995

FEWEST YARDS

Season—

412 1982 (9 games)

456 1962

467 1964

506 1987

509 1989

Game—

5 Seven times, Most recent vs.

Buffalo, Oct. 23, 1995



FUMBLES

MOST

Season—

- 51 1973
- 47 1983
- 43 1975
- 42 1992
- 37 1967 & 1962

Game—

- 8 vs. Baltimore, Oct. 7, 1973
- 6 7 times, Most recent: vs. Miami, Dec. 15, 1974

FEWEST

Season—

- 15 1969
- 16 1982 (9 games)
- 18 1970
- 19 1988 & 1980
- 23 1964

Game—

- 0 Many times, Most recent: vs. Cleveland, Sept. 3, 1995

MOST TOTAL RECOVERED

Season—

- 43 1983, 1973
- 37 1985
- 36 1975

Game—

- 8 at Pitt., Sept. 26, 1976 (2-6)
- 7 at LA Rams, Dec. 11, 1983 (1-6)

FEWEST TOTAL RECOVERED

Season—

- 8 1982 (9 games)
- 15 1988
- 18 1990

MOST OWN RECOVERED

Season—

- 25 1973
- 24 1983

Game—

- 5 at Washington, Oct. 25, 1981 vs. Baltimore, Oct. 7, 1973

FEWEST OWN RECOVERED

Season—

- 5 1970, 1969
- 8 1982 (9 games), 1971, 1968

MOST OPPONENTS' RECOVERED

Season—

- 27 1976
- 24 1985
- 21 1987, 1978

Game—

- 6 at LA Rams, Dec. 11, 1983 at Pittsburgh, Sept. 26, 1976
- 5 at New Orleans, Nov. 30, 1986 vs. Denver, Nov. 6, 1966

FEWEST OPPONENTS' RECOVERED

Season—

- 8 1984
- 9 1993
- 1965
- 10 1977, 1962
- 11 1982 (9 games)

DEFENSIVE — NET YARDS ALLOWED

MOST NET YARDS ALLOWED

Season—

- 5,827 1981
- 5,764 1995
- 5,697 1990
- 5,644 1989
- 5,576 1983

Game—

- 584 vs. Cincinnati, Dec. 7, 1986
- 552 vs. Miami, Oct. 21, 1984
- 540 vs. Houston, Oct. 13, 1961
- 525 at Miami, Sept. 4, 1994
- 514 at Philadelphia, Nov. 4, 1990
- 501 vs. Miami, Dec. 3, 1972

FEWEST NET YARDS ALLOWED

Season—

- 2,812 1982 (9 games)
- 3,834 1963
- 4,022 1976
- 4,067 1974
- 4,072 1971

Game—

- 65 vs. Seattle, Dec. 4, 1988
- 86 vs. Baltimore, Oct. 23, 1977
- 88 vs. Miami, Oct. 12, 1980
- 94 vs. Indianapolis, Nov. 6, 1992

SCORING ALLOWED

MOST POINTS ALLOWED

Season—

- 446 1972 & 1990
- 406 1968
- 391 1989
- 389 1967
- 377 1995

Game—

- 52 at Miami, Nov. 12, 1972
- 48 at Philadelphia, Nov. 4, 1990
- 48 at NY Jets, Oct. 27, 1968 vs. Oakland, Oct. 22, 1967
- 45 at NY Jets, Sept. 26, 1993

Shutout Game—

- 52 at Miami, Nov. 12, 1972
- 34 at Dallas Texans, Dec. 11, 1960

FEWEST POINTS ALLOWED

Season—

- 157 1982 (9 games)
- 217 1977
- 236 1976
- 257 1963
- 283 1966

Game—

- 0 17 times, Most recent: vs. Arizona, Sept. 15, 1996 (31-0)



RUSHING ALLOWED

MOST ATTEMPTS ALLOWED

Season—

644 1981
565 1990
560 1973
555 1975
549 1983

Game—

58 vs. NY Jets, Oct. 14, 1973
54 vs. Cleveland, Oct. 4, 1987
vs. St. Louis, Dec. 2, 1984
vs. Washington, Sept. 23, 1984
vs. NY Jets, Oct. 15, 1972

FEWEST ATTEMPTS ALLOWED

Season—

310 1963
314 1982 (9 games)
350 1961
356 1964
369 1966

Game—

10 at Oakland, Dec. 9, 1961
14 at Seattle, Dec. 19, 1982
15 vs. Houston, Dec. 18, 1965

MOST YARDS

Season—

2,950 1981
2,850 1973
2,717 1972
2,676 1990
2,359 1969

Game—

360 vs. Buffalo, Sept. 16, 1973
349 vs. Buffalo, Dec. 14, 1975

FEWEST YARDS

Season—

1,041 1961
1,107 1963
1,135 1966
1,143 1964
1,289 1972

Game—

2 at San Diego, Dec. 17, 1961
19 vs. Houston, Nov. 1, 1963

MOST TOUCHDOWNS

Season—

29 1990
27 1972
22 1979, 1968
21 1960
20 1988, 1985, 1981, 1870

Game—

6 at NY Jets, Oct. 27, 1968
5 at Green Bay (Mil.), Oct. 9, 1988

FEWEST TOUCHDOWNS

Season—

5 1991
7 1966
8 1977
9 1993, 1983,
1982 (nine games), 1961
10 1965, 1964

PASSING ALLOWED

MOST ATTEMPTS ALLOWED

Season—

596 1996
565 1991
549 1995
545 1994
530 1964

Game—

63 vs. Minnesota, Oct. 20, 1991
61 vs. Minnesota, Dec. 16, 1979
56 vs. NY Jets, Oct. 2, 1966
vs. Denver, Sept. 21, 1962
55 at Indianapolis, Oct. 20, 1996

FEWEST ATTEMPTS ALLOWED

Season—

240 1973
267 1982 (9 games)
325 1972
334 1970
348 1969

Game—

7 at Buffalo, Dec. 9, 1973
vs. NY Jets, Oct. 14, 1973
9 vs. NY Jets, Oct. 15, 1972

MOST COMPLETIONS ALLOWED

Season—

342 1995
335 1991
322 1996
298 1994
283 1984

Game—

36 at Indianapolis, Oct. 20, 1996
35 vs. Minnesota, Dec. 16, 1979
vs. Minnesota, Oct. 20, 1991
34 at Miami, Nov. 12, 1995
29 at San Fran., Sept. 17, 1995
vs. Buffalo, Nov. 7, 1993
vs. Miami, Nov. 6, 1988

FEWEST COMPLETIONS ALLOWED

Season—

134 1973
142 1982 (9 games)
170 1971
174 1972
177 1970

Game—

1 vs. NY Jets, Oct. 14, 1973
2 at Buffalo, Dec. 9, 1973

MOST NET YARDS ALLOWED

Season—

3,886 1995
3,852 1991
3,803 1996
3,737 1994
3,666 1989

Game—

467 vs. Minnesota, Dec. 16, 1979
456 at Miami, Sept. 4, 1994

FEWEST NET YARDS ALLOWED

Season—

1,338 1973
1,519 1982 (9 games)
2,033 1977
2,154 1971
2,175 1976

Game—

0 vs. NY Jets, Oct. 14, 1973
8 vs. NY Jets, Oct. 10, 1971

MOST TOUCHDOWNS ALLOWED

Season—

29 1995
28 1967, 1980
27 1961, 1989
26 1966
25 1991, 1984



Game—

- 5 vs. Oakland, Oct. 22, 1967
vs. K.C., Sept. 25, 1966

**FEWEST TOUCHDOWNS
ALLOWED**

Season—

- 9 1982 (9 games)
11 1973
13 1988, 1979
14 1985
15 1986

**SACKS, MOST RECORDED
(BY N.E. DEFENSE)**

Season—

- 58 1977 (471 yards), NFL leaders
57 1979 (512 yards), NFL leaders
56 1963 (626 yards)
55 1984 (452 yards)
51 1985 (334 yards)

Game—

- 10 at Oakland, Sept. 22, 1963 (100 yds)
9 at Houston, Dec. 8, 1963 (100 yds)
vs. NY Jets, Sept. 9, 1979 (86 yds)
vs. Denver, Nov. 28, 1976 (59 yds)

**SACKS, FEWEST RECORDED
(BY N.E. DEFENSE)**

Season—

- 15 1972 (101 yards)
20 1982 (9 games-134 yards),
1981 (175 yards)
1992 (114 yards)
22 1969 (159 yards)
1966 (209 yards)

Game—

- 0 Accomplished 75 times,
Most recent: vs. New Orleans,
Dec. 3, 1995

FIRST DOWNS ALLOWED
MOST TOTAL ALLOWED

Season—

- 328 1981
326 1983
312 1991
311 1984
308 1995

Game—

- 33 vs. Miami, Oct. 21, 1984
30 at Pittsburgh, Sept. 25, 1983
vs. NY Jets, Sept. 19, 1982
vs. Minnesota, Dec. 16, 1979

FEWEST TOTAL ALLOWED

Season—

- 185 1982 (9 games)
215 1977, 1973
219 1967
220 1962
222 1963

Game—

- 2 vs. Seattle, Dec. 4, 1988
5 at Chicago, Oct. 14, 1979
vs. Indy, Nov. 11, 1990

MOST RUSHING

Season—

- 160 1981
151 1990
144 1972
142 1969, 1973
129 1983

Game—

- 20 vs. NY Jets, Sept. 19, 1982
19 vs. Buffalo, Dec. 14, 1975
vs. NY Jets, Oct. 15, 1972

FEWEST RUSHING

Season—

- 59 1963
61 1967
63 1964
68 1966, 1962
72 1961

Game—

- 0 6 times, Most recent: vs.
Indianapolis, Nov. 11, 1990

MOST PASSING

Season—

- 199 1991
182 1984
178 1996
176 1989
173 1994

Game—

- 20 at San Fran., Oct. 22, 1989
18 vs. Buffalo, Nov. 7, 1993
at Denver, Nov. 4, 1984
vs. San Diego, Oct. 16, 1983
vs. San Fran., Oct. 2, 1983
17 6 times, Most recent: vs.
Miami, Nov. 6, 1988

FEWEST PASSING

Season—

- 67 1973
88 1982 (9 games)
105 1970
111 1971, 1977
115 1969

Game—

- 1 vs. NY Jets, Oct. 14, 1973
2 Accomplished 9 times,
Most recent: vs. Seattle, Dec.
4, 1988

MOST PENALTY

Season—

- 31 1992
28 1968
25 1996
1983
24 1985, 1960
22 1987, 1976, 1970, 1966

Game—

- 7 at Oakland, Oct. 6, 1968
6 at NY Jets, Oct. 27, 1968

FEWEST PENALTY

Season—

- 6 1973
10 1982 (9 games)
11 1993, 1974, 1980
13 1965
15 1988, 1986, 1978, 1964

Game—

- 0 Many times, Most recent: vs.
New Orleans, Dec. 3, 1995



INTERCEPTIONS BY PATRIOTS

MOST

Season—

- 31 1964
- 29 1963
- 25 1962, 1960
- 24 1980, 1974
- 23 1996**, 1985, 1976, 1968
- 22 1994

Game—

- 7 at NY Jets, Nov. 21, 1976
- 6 vs. NY Jets, Sept. 27, 1964
- vs. Houston, Nov. 1, 1963

FEWEST

Season—

- 8 1970
- 10 1972
- 12 1991, 1982
- 13 1993, 1975, 1973
- 14 1992, 1990

MOST YARDS

Season—

- 645 1963
- 505 1976
- 427 1985, 1964
- 365 1962
- 358 1978

Game—

- 204 vs. Houston, Nov. 1, 1963
- 145 at NY Jets, Nov. 21, 1976

FEWEST YARDS

Season—

- 99 1991
- 105 1973
- 118 1989
- 122 1993
- 143 1995**
- 165 1975

MOST TOUCHDOWNS

Season—

- 3 1992, 1976, 1963, 1962
- 2 1996**, 1987, 1974, 1971, 1967, 1961

Game—

- 2 at Indianapolis, Nov. 15, 1992
- at NY Jets, Nov. 21, 1976
- vs. Houston, Nov. 1, 1963

FEWEST TOUCHDOWNS

Season—

- 0 1995, 1993, 1991, 1990, 1988, 1984, 1981, 1977, 1973, 1972, 1970, 1966, 1965, 1960
- 1 1994, 1989, 1986, 1985, 1983, 1982, 1980, 1979, 1978, 1975, 1969, 1968, 1964

ALL-TIME PATRIOTS SACK LEADERS



Ray "Sugar Bear" Hamilton, currently the Patriots' defensive line coach, played for the Patriots from 1973-81. While playing every position on the defensive line, Hamilton accumulated 54.0 sacks, fourth on the Patriots' All-Time list. Below is a list of the top 25 sack leaders in the history of the franchise.

Player	Sacks	Career Years
Andre Tippett	100.0	1982-88, 90-93
Julius Adams	79.5	1971-77, 79-85, 87
Tony McGee	72.5	1974-81
Ray Hamilton	54.0	1973-81
Larry Eisenhauer	45.5	1961-69
Brent Williams	43.5	1986-93
Houston Antwine	39.0	1961-71
Garin Veris	36.0	1985-88, 90-91
Richard Bishop	32.5	1976-81
Chris Slade	29.5	1993-96
Don Blackmon	29.5	1981-87
Jim Lee Hunt	29.0	1960-71
Bob Dee	27.5	1960-67
Willie McGinest	25.0	1994-96
Rod Shoate	22.5	1975-81
Steve Nelson	20.0	1974-81
Mel Lunsford	19.5	1973-80
Nick Buoniconti	18.0	1962-68
Vincent Brown	16.5	1988-95
Ken Sims	16.0	1982-89
Toby Williams	15.5	1983-88
Tom Addison	15.0	1960-70
Jack Rudolph	14.5	1960-65
Ron Berger	14.0	1969-72
Mike Hawkins	12.5	1978-81

Playoffs





PLAYOFF TIE BREAKERS

Tie-Breaking Procedures

The following procedures will be used to break standings ties for post-season playoffs and to determine regular-season schedules.

To Break a Tie Within a Division

If, at the end of the regular season, two or more clubs in the same division finish with identical won-lost-tied percentages, the following steps will be taken until a champion is determined.

Two Clubs

1. Head-to-head (best won-lost-tied percentage in games between the clubs).
2. Best won-lost-tied percentage in games played within the division.
3. Best won-lost-tied percentage in games played within the conference.
4. Best won-lost-tied percentage in common games, if applicable.
5. Best net points in division games.
6. Best net points in all games.
7. Strength of schedule.
8. Best net touchdowns in all games.
9. Coin toss.

Three or More Clubs

(Note: If two clubs remain tied after a third club is eliminated during any step, the tiebreaker reverts back to step 1 of the two-club format).

(Note: If one team wins multiple-team tiebreaker to advance to playoff round, remaining teams revert to step 1 of applicable two-club format, i.e., either in division tiebreaker or Wild Card tiebreaker. If two teams in a multiple-team tie possess superior marks in a tiebreaking step, this pair of teams revert to top of applicable two-club format to break tie. One team advances to playoff round, while other returns to original group and step 1 of applicable tiebreaker).

1. Head-to-head (best won-lost-tied percentage in games among the clubs).
2. Best won-lost-tied percentage in games played within the division.
3. Best won-lost-tied percentage in games played within the conference.
4. Best won-lost-tied percentage in common games.
5. Best net points in division games.
6. Best net points in all games.
7. Strength of schedule.
8. Best net touchdowns in all games.
9. Coin toss.

To Break a Tie for the Wild Card Team

If it is necessary to break ties to determine the three Wild Card clubs from each conference, the following steps will be taken.

1. If the tied clubs are from the same division, apply division tiebreaker.
2. If the tied clubs are from different divisions, apply the following steps.

Two Clubs

1. Head-to-head, if applicable.
2. Best won-lost-tied percentage in games played within the conference.
3. Best won-lost-tied percentage in common games, minimum of four.
4. Best average net points in conference games.
5. Best net points in all games.
6. Strength of schedule.
7. Best net touchdowns in all games.
8. Coin toss.



LAST TIME IT HAPPENED – PLAYOFFS

TEAM

At Least 400 total yards:

By Opponent: 441, at Denver Jan. 4, 1987 (188R - 253P)

At Least 200 yards rushing:

By Patriots: 255, at Miami, Jan. 12, 1986

By Opponent: 214, at Miami, Jan. 8, 1983

At Least 300 yards rushing:

By Opponent: 318, at San Diego, Jan. 5, 1964, AFL Championship

At Least 300 NET Yards Passing:

By Patriots: 300, vs. Buffalo, Dec. 28, 1963

By Opponent: 301, vs. Buffalo, Dec. 28, 1963

INDIVIDUAL OFFENSE

100-Yard Rushing Game:

By Patriots: [Curtis Martin, vs. Pittsburgh, Jan. 5, 1997 \(19-166-3\)](#)

By Opponent: Sammy Winder, at Denver, Jan. 4, 1987 (9-102-0)

200-Yard Rushing Game:

By Opponent: Keith Lincoln, at San Diego, Jan. 5, 1965 (13-206)

100-Yard Receiving Game:

By Patriots: Stanley Morgan at Denver, Jan. 4, 1987 (3-100-2)

By Opponent: [Antonio Freeman vs. Green Bay, Jan. 26, 1997 \(3-105-1\)](#)

Two-100 Yard Receivers in One Game:

By Patriots: Larry Garron(4-120) & Gino Cappelletti(4-129)

vs. Buffalo, Dec. 28, 1963

250-Yard Passing Game:

By Patriots: [Drew Bledsoe, vs. Green Bay, Jan. 26, 1997 \(253 yards\)](#)

By Opponent: Vinnie Testaverde, at Cleveland, Jan. 1, 1995 (268 yards)

300-Yard Passing Game:

By Patriots: Babe Parilli at Buffalo, Dec. 28, 1963 (300 yards)

3 Touchdown Passing Game:

By Patriots: Tony Eason at Miami, Jan. 12, 1986

By Opponent: Dan Pastorini vs. Houston, Dec. 31, 1978

INDIVIDUAL DEFENSE

Interception Return for a Touchdown:

By Opponent: Reggie Phillips, vs Chicago, Jan. 26, 1986, SB XX (28 yds)

Fumble Return for a Touchdown:

By Patriots: [Otis Smith, vs. Jacksonville, Jan. 12, 1997 \(47 yards\)](#)

Fumble Recovered in End Zone for a Touchdown:

By Patriots: Jim Bowman at L.A. Raiders, Jan. 5, 1986

Safety:

By Opponent: Rulon Jones, at Denver, Jan. 4, 1987 (sacked Tony Eason)

At least THREE Sacks:

By Patriots: Garin Veris, vs. NY Jets, Dec. 28, 1985

At least TWO Interceptions:

By Patriots: Ronnie Lippett, at LA Raiders, Jan. 5, 1986

INDIVIDUAL SPECIAL TEAMS

Blocked Punt:

By Opponent: Greg Townsend at LA Raiders, Jan. 5, 1986 (Rich Camarillo att.)

Missed Extra Point:

By Opponent: George Blair (dropped snap), vs. S.D., Jan. 5, 1964.

Fake Punt:

By Patriots: Pat O'Neill 21-yard pass to Corwin Brown, Jan. 1, 1995

Blocked Field Goal Attempt:

By Patriots: Troy Barnett, at Cleveland, Jan. 1, 1995 (Matt Stover att.)

3 Field Goals in a Game:

By Patriots: Tony Franklin at N.Y. Jets, Dec. 28, 1985 (4)

By Opponent: Kevin Butler vs. Chicago, Jan. 26, 1986

4 Field Goals in a Game:

By Patriots: Tony Franklin at N.Y. Jets, Dec. 28, 1985



PATRIOTS INDIVIDUAL PLAYOFF RECORDS

SCORING**MOST POINTS**

Career	39	Tony Franklin (9 Fgs, 12 PAT kicks)
	30	Curtis Martin (5 Rush touchdowns)
Game--	18	Gino Cappelletti (5 Fgs, 3 PAT kicks)
	18	Stanley Morgan (3 Rec. touchdowns)
	15	Adam Vinatieri (2 Fgs, 9 PAT kicks)
	12	Larry Garron at Buffalo, 12-28-63 (2 RecTDs)
	18	Curtis Martin vs. Pittsburgh, 1-5-97 (3 rush TDs)
	14	Gino Cappelletti at Buffalo, 12-28-63 (4 FGs, 2 PAT kicks)
	14	Tony Franklin at NY Jets, 12-28-85 (4 FGs, 2 PAT kicks)
	12	Stanley Morgan at Denver, 1-4-87 (2 rec TDs)
	12	Larry Garron at Buffalo, 12-28-63 (2 rec TDs)

MOST FGs MADE

Career	9	Tony Franklin (5 games)
	5	Gino Cappelletti (2 games)
	2	Adam Vinatieri (3 games)
		Matt Bahr (1 game)
Game		John Smith (2 games)
	4	Tony Franklin at NY Jets, 12-28-85 (33, 41, 20, 26)
		Gino Cappelletti at Buffalo, 12-28-63 (28,12, 33, 36)
	2	Adam Vinatieri, vs. Jacksonville,
		Matt Bahr at Clev., 1-1-95 (23, 33)
		Tony Franklin at LA Rai., 1-5-86 (45, 32)
		John Smith at Mia., 1-8-83 (23,42)

MOST FGs ATTEMPTED

Career	11	Tony Franklin (5 games)
	6	Gino Cappelletti (2 games)
	3	Adam Vinatieri (3 games)
		John Smith (2 games)
Game	2	Matt Bahr (1 game)
	5	Tony Franklin at NYJets, 12-28-85 (33,41,20,41wl,26)
		Gino Cappelletti, at Buffalo, Dec. 28, 1963 (28,12,33,36,45s)
	3	Adam Vinatieri, vs. Jacksonville, Jan. 12, 1997 (29G, 20G, 46n)
	2	Accomplished four times, Most Recent:
		Matt Bahr, vs. Cleveland, Jan. 1, 1995

LONGEST FG

45	Tony Franklin at L.A. Rai., 1-5-86
42	John Smith at Miami 1-8-83
41	Tony Franklin at NYJ, 12-28-85
38	Tony Franklin at Den., 1-4-87

RUSHING**MOST ATTEMPTS**

Career	82	Craig James (5 games)
	49	Curtis Martin (3 games)
	47	Tony Collins (6 games)
	30	Sam Cunningham (2 games)
	26	Robert Weathers (3 games)
Game	23	Craig James, at LA Raiders, 1-5-86
	22	Craig James, at Miami, 1-12-86
		Craig James, at NY Jets, 12-28-85
	20	Sam Cunningham, at Oak., 12-18-76
	19	Curtis Martin, vs. Jacksonville, 1-12-97
		Curtis Martin, vs. Pittsburgh, 1-5-97
		Larry Garron, at Buffalo, Dec. 28, 1963

MOST YARDAGE

Career	290	Craig James (5 games)
	267	Curtis Martin (3 games)
	200	Tony Collins (6 games)
	110	Sam Cunningham (2 games)
	108	Robert Weathers (3 games)
Game	166	Curtis Martin, vs. Pittsburgh, Jan. 5, 1997
	105	Craig James, at Miami, Jan. 12, 1986
	104	Craig James, at L.A. Raiders, Jan. 5, 1986
	87	Robert Weathers, at Miami, Jan. 12, 1986
	68	Sam Cunningham, at Oak., Dec. 18, 1976

LONGEST RUN FROM SCRIMMAGE

78t	Curtis Martin, vs. Pittsburgh, 1-5-97
45	Robert Weathers at Miami, 1-12-86
23t	Curtis Martin, vs. Pittsburgh, 1-5-97
23	Tony Collins at Denver, 1-4-87
22	Sam Cunningham at Oak., 12-18-76
	Mosi Tatupu at Miami, 1-12-86



PATRIOTS INDIVIDUAL PLAYOFF RECORDS

TDs RUSHING

Career	5	Curtis Martin (3 games)
	1	Craig James at LA Raiders, 1-5-86
		Mosi Tatupu at Miami, 1-12-86
		Andy Johnson at Oak., 12-18-76
		Jess Philips at Oakland, 12-18-76
		Larry Garron at San Diego, 1-5-64

LONGEST TD RUSH

78	Curtis Martin vs. Pittsburgh, 1-5-97
23	Curtis Martin vs. Pittsburgh, 1-5-97
18	Curtis Martin vs. Green Bay, 1-26-97

PASSING

YARDS PASSING

Career	830	Drew Bledsoe (4 games)
	633	Babe Parilli (2 games)
	571	Steve Grogan (4 game)
	561	Tony Eason (5 game)
Game	300	Babe Parilli at Buf., 12-28-63
	253	Drew Bledsoe vs. Green Bay, 1-26-97
	235	Drew Bledsoe at Clev., 1-1-95
	194	Tony Eason, at Denver, Jan. 4, 1987
	189	Babe Parilli at S.D., 1-5-64
		Steve Grogan at Miami, 1-8-83

PASSING ATTEMPTS

Career	155	Drew Bledsoe (4 games)
	95	Steve Grogan (4 games)
	72	Tony Eason (5 games)
	64	Babe Parilli (2 games)
Game	50	Drew Bledsoe at Clev., 1-1-95
	48	Drew Bledsoe vs. Green Bay, 1-26-97
	35	Babe Parilli at Buffalo, 12-28-63
	30	Steve Grogan vs. Chi., 1-26-86
		Steve Grogan at Miami, 1-8-83
	29	Babe Parilli, at San Diego, Jan. 5, 1964

PASSING COMPLETIONS

Career	80	Drew Bledsoe (4 games)
	48	Steve Grogan (4 games)
	42	Tony Eason (5 games)
	28	Babe Parilli (2 games)
Game	21	Drew Bledsoe at Clev., 1-1-95
	20	Drew Bledsoe vs. Jacksonville, 1-12-97
	17	Steve Grogan vs. Chi., 1-26-86
	16	Steve Grogan at Miami, 1-8-83
	14	Babe Parilli, at Buffalo, Dec. 28, 1963
		Babe Parilli, at San Diego, Jan. 5, 1964

COMPLETION PERCENTAGE

Career	58.3	Tony Eason (5 games)
	55.0	Tom Owen (1 game)
	51.6	Drew Bledsoe (4 games)
	50.5	Steve Grogan (4 games)
Game	83.0	Tony Eason, at Miami, Jan. 12, 1986 (12-10)
	75.0	Tony Eason, at NYJ, Dec. 28, 1986 (16-12)
	60.6	Drew Bledsoe, vs. Jacksonville, Jan. 12, 1997 (33-20)
	58.3	Drew Bledsoe, vs. Pittsburgh, Jan. 5, 1997 (24-14)
	57.0	Steve Grogan, vs. Chicago, Jan. 26, 1986 (30-17)

TDs PASSING

Career	7	Tony Eason (5 games)
	4	Drew Bledsoe (4 games)
	3	Steve Grogan (4 games)
	2	Babe Parilli (2 games)
Game	3	Tony Eason at Miami, 1-12-86
	2	Drew Bledsoe vs. Green Bay, 1-26-97
		Tony Eason at Denver, 1-4-87
		Babe Parilli at Buf., 12-28-63
	1	Accomplished eight times, Most Recent:
		Drew Bledsoe, vs. Pittsburgh, 1-5-97

INTERCEPTIONS

Career	10	Drew Bledsoe (4 games)
	7	Steve Grogan (4 games)
	2	Babe Parilli (2 games)
	1	Tom Owen (1 game)
	1	Tom Yewcic (2 games)
	0	Tony Eason (5 games)



PATRIOTS INDIVIDUAL PLAYOFF RECORDS

Game	4	Drew Bledsoe, vs. Green Bay, Jan. 26, 1997
	3	Drew Bledsoe, at Cleveland, Jan. 1, 1995
	2	Steve Grogan, vs. Chicago, Jan. 26, 1986
		Steve Grogan, at Miami, Jan. 8, 1983
		Steve Grogan, vs. Houston, Dec. 31, 1978
	1	Accomplished five times, Most Recent: Tom Owen, vs. Houston, Dec. 31, 1978

RECEPTIONS

Career	19	Stanley Morgan (6 games)
	16	Ben Coates (4 games)
	13	Tony Collins (6 games)
	12	Keith Byars (3 games)
		Terry Glenn (3 games)
		Russ Francis (2 games)
Game	8	Russ Francis vs. Hou., 12-31-78
	7	Stanley Morgan vs. Chi., 1-26-86
	7	Don Hasselbeck at Mia., 1-8-83
	6	Ben Coates, vs. Green Bay, Jan. 26, 1996
		Vincent Brisby, at Cleveland, Jan. 1, 1995
		Ben Coates, at Cleveland, Jan. 1, 1995

YARDS RECEIVING

Career	321	Stanley Morgan (6 games)
	197	Russ Francis (2 games)
	181	Gino Cappelletti (2 games)
	169	Ben Coates (4 games)
	164	Terry Glenn (3 games)
	126	Larry Garron (2 games)
Game	120	Larry Garron at Buffalo, 12-28-63 (4 Rec.)
	109	Gino Cappelletti at Buffalo, 12-28-63 (4)
	101	Russ Francis vs. Houston, 12-31-78 (8)
	100	Stanley Morgan at Denver, 1-4-87 (3)
	96	Russ Francis, at Raiders, Dec. 18, 1976 (4)

TD RECEPTIONS

Career	3	Stanley Morgan (6 games)
	2	Keith Byars (3 games)
		Russ Francis (2 games)
		Larry Garron (2 games)
Game	2	Larry Garron at Buf., 12-28-63
		Stanley Morgan at Den., 1-4-87
	1	Accomplished 14 times. Most Recent: Ben Coates and Keith Byars vs. Green Bay, 1-26-97

LONGEST RECEPTION

59t	Larry Garron from Babe Parilli, at Buffalo, 12-28-63
53	Terry Glenn from Drew Bledsoe, vs. Pittsburgh, 1-5-97
51	Gino Cappelletti from Babe Parilli, at Buffalo, 12-28-63
49	Gino Cappelletti from Babe Parilli, at San Diego, 1-5-64
45t	Stanley Morgan from Tony Eason, at Denver, 1-4-87
45	Art Graham from Babe Parilli, at San Diego, 1-5-64

INTERCEPTIONS

MOST

Career	3	Fred Marion
	2	Willie Clay
		Ron Lippett
		Ross O'Hanley
		Bob Dee
	1	Held by seven Patriots
Game	2	Ron Lippett, at LA Raiders, Jan. 5, 1986
	2	Ross O'Hanley, at Buffalo, Dec. 28, 1963
	2	Bob Dee, at Buffalo, Dec. 28, 1963
	1	Accomplished twelve times, Most Recent: Willie Clay and Tedy Bruschi vs. Jacksonville, Jan. 12, 1997

RETURN YARDAGE

Career	69	Fred Marion
	18	Garin Veris
	14	Willie Clay
	13	Ross O'Hanley
	12	Tedy Bruschi
Game	26	Fred Marion at NYJ, 12-28-85 (one int.)
	22	Fred Marion at L.A. Rai., 1-5-86 (one int.)
	21	Fred Marion at Miami, 1-12-86 (one int.)
	18	Garin Veris at NY Jets, 12-28-85 (one int.)



PATRIOTS INDIVIDUAL PLAYOFF RECORDS

LONGEST INTERCEPTION RETURN

- 26 Fred Marion at NYJ, 12-28-85
- 22 Fred Marion at L.A. Rai., 1-5-86
- 21 Fred Marion at Miami, 1-12-86

PUNTS

- | | |
|--------|--|
| Career | 35 Rich Camarillo (6 games) |
| | 21 Tom Tupa (3 games) |
| | 14 Tom Yewcic (2 games) |
| Game | 9 Rich Camarillo at Denver, 1-4-87 (50.2 avg.) |
| | 8 Tom Tupa vs. Green Bay, 1-26-97 (45.1) |
| | 7 Tom Tupa vs. Pittsburgh, 1-5-97 (43.6) |
| | Tom Yewcic at Buffalo, 12-28-63 (32.3) |
| | Tom Yewcic at San Diego, 1-5-64 (47.0) |

BEST PUNT AVG.

- 50.2 Rich Camarillo at Den., 1-4-87 (9 kicks)
- 46.9 Tom Yewcic at S.D., 1-5-64 (7)
- 45.1 Tom Tupa vs. Green Bay, 1-26-97 (8)
- 45.0 Rich Camarillo, at LA Raiders, Jan 5, 1986 (5)

LONGEST PUNT

- 68 Tom Yewcic at S.D., 1-5-64
- 62 Rich Camarillo vs. Chi., 1-26-86
- 60 Rich Camarillo, at Denver, 1-4-87

PUNT RETURNS

- | | |
|--------|---|
| Career | 14 David Meggett (3 games) |
| | 8 Irving Fryar (5 games) |
| Game | 7 David Meggett vs. Pittsburgh, Jan. 5, 1997 |
| | 4 David Meggett vs. Green Bay, Jan. 26, 1997 |
| | Irving Fryar, at NY Jets, Dec. 28, 1985 |
| | 3 David Meggett vs. Jacksonville, Jan. 12, 1997 |

YARDS

- | | |
|--------|---|
| Career | 131 David Meggett (3 games) |
| | 47 Irving Fryar (5 games) |
| | 34 Art Graham (2 games) |
| Game | 72 David Meggett, vs. Pittsburgh, Jan. 5, 1997 |
| | 34 Art Graham, at Buffalo, Dec. 28, 1963 |
| | 30 David Meggett, vs. Green Bay, Jan. 26, 1997 |
| | 29 David Meggett, vs. Jacksonville, Jan. 12, 1997 |
| | 22 Irving Fryar, vs. Chicago, Jan. 26, 1986 |

LONGEST PUNT RETURN

- 28 Art Graham, at Buffalo., 12-28-63
- 20 David Meggett, vs. Green Bay, Jan. 26, 1997
- 14 David Meggett, vs. Pittsburgh, Jan. 5, 1997
- 13 Mike Haynes, at Oakland, Dec. 18, 1976
- 12 Irving Fryar, vs. Chicago, Jan. 26, 1986

KICKOFF RETURNS

- | | |
|--------|--|
| Career | 15 Stephen Starring (5 games) |
| | 8 David Meggett (3 games) |
| | 4 Leroy Thompson (1 game) |
| | 4 Jess Phillips (1 game) |
| Game | 7 Stephen Starring, vs. Chicago, Jan. 26, 1986 |
| | 5 David Meggett, vs. Green Bay, Jan. 26, 1997 |
| | 4 Leroy Thompson, at Cleveland, Jan. 1, 1995 |
| | 4 Jess Phillips, at Oakland, Dec. 18, 1976 |

YARDS

- | | |
|--------|--|
| Career | 315 Stephen Starring (5 games) |
| | 169 David Meggett (3 games) |
| | 71 Leroy Thompson (1 game) |
| Game | 153 Stephen Starring, vs. Chicago, Jan. 26, 1986 |
| | 117 David Meggett, vs. Green Bay, Jan. 26, 1997 |
| | 68 James McAlister, vs. Houston, Dec. 31, 1978 |
| | Raymond Clayborn, vs. Houston, Dec. 31, 1978 |
| | 67 Stephen Starring, at Mia., 1-12-86 |
| | Jess Phillips, at Oakland, Dec. 18, 1976 |

LONGEST KICKOFF RETURN

- 47 Raymond Clayborn vs. Hou., 12-31-78
- 37 Stephen Starring at Mia., 1-12-86
- 36 Stephen Starring, vs. Chicago, Jan. 26, 1986



TEAM PLAYOFF RECORDS

MOST POINTS SCORED

- 31 at Miami 1-12-86
(31-14 win)
28 vs. Pittsburgh, Jan. 5, 1997
27 at L.A. Raiders, Jan. 5, 1986
(27-20 win)
26 at NY Jets, Dec. 28, 1985
(26-14 win)
at Buffalo, Dec. 28, 1963
(26-8 win)

FEWEST POINTS ALLOWED

- 3 vs. Pittsburgh, Jan. 5, 1997
(28-3 win)
6 vs. Jacksonville, Jan. 12, 1997
(20-6 win)
8 at Buf., 12-28-63
(26-8 win)
14 at NYJ, 12-28-85
(26-14 win)
at Miami, 1-28-86
(31-14 win)

FIRST DOWNS

Total

- 23 at Oak. 12-18-76
21 at Mia., 1-12-86
20 at Cleveland, 1-1-95
17 vs. Pittsburgh, Jan. 5, 1997
16 vs. Green Bay, Jan. 26, 1997
at Buffalo, Dec. 28, 1963

Rushing

- 15 at Mia., 1-12-86
10 at Oak. 12-18-76
9 vs. Pittsburgh, Jan. 5, 1997
at LA Raiders, Jan. 5, 1986
6 Accomplished six times,
Most Recent:
vs. Jacksonville, Jan. 12, 1997

Passing

- 14 at Cleveland, Jan. 1, 1995
12 vs. Green Bay, Jan. 26, 1996
10 vs. Chicago, Jan. 26, 1986
9 at Buffalo, Dec. 28, 1963
8 Accomplished three times,
Most Recent:
at Miami, Jan. 1983

Penalty

- 7 at Oak. 12-18-76
2 vs. Pittsburgh, Jan. 5, 1996
at Buffalo, Dec. 28, 1963
1 Accomplished five times,
Most Recent:
vs. Green Bay, Jan. 26, 1996

3rd Down Efficiency

- .500 at L.A. Raiders, Jan. 5, 1986
(8/16)
at Oakland, Dec. 18, 1976
(7-14)

- .438 at Miami Jan. 12, 1986
(7/16)
.461 vs. Houston, Dec. 31, 1978
(6-13)

TOTAL NET YARDS

Most

- 375 at Buffalo, 12-28-63
(83 Rush, 292 Pass, 70 Plays)
346 vs. Pittsburgh, Jan. 5, 1996
(194 R, 152 Pa, 60 Pl)
331 at Oak. 12-18-76
(164 R, 167 Pa, 73 Pl)
326 at Miami, 1-12-86
(255 R, 71 Pa, 71 Pl)
303 at Cleveland, 1-1-95
(57R, 246Pa, 68 Pl)

NO. OF PLAYS

- 73 at Oakland, 12-18-76
(49 Rush, 24 Pass)
71 at Miami, 1-12-86
(59 R, 12 P)
70 at Buffalo, 12-28-63
(36 R, 34 P)
68 at Cleveland, Jan. 1, 1995
(16 R, 51 P)
67 at LA Raiders, Jan. 5, 1986
(49 R, 15 P)

RUSHING

Attempts

- 59 at Miami, 1-12-86
49 at Oakland, 12-18-76
at L.A. Raiders, 1-5-86
39 at NY Jets, 12-28-85
36 at Buffalo, Dec. 28, 1963

Yards Rushing

- 255 at Miami, 1-12-86
194 vs. Pittsburgh, Jan. 5, 1997
164 at Oakland, 12-18-76
156 at LA Raiders, Jan. 5, 1986
121 at Denver, Jan. 4, 1987

Rushing TDs

- 3 vs. Pittsburgh, Jan. 5, 1997
1 Many times, Most Recent:
vs. Green Bay, Jan. 26, 1996

PASSING

Attempts

- 51 at Cleveland, Jan. 1, 1995
48 vs. Green Bay, Jan. 26, 1996
37 vs. San Diego, Jan. 5, 1964
36 vs. Chicago, Jan. 26, 1986
35 vs. Houston, Dec. 31, 1978
vs. Buffalo, Dec. 28, 1963

Completions

- 25 vs. Green Bay, Jan. 26, 1996
22 at Cleveland, 1-1-95
20 vs. Jacksonville, Jan. 12, 1996



TEAM PLAYOFF RECORDS

- 17 vs. Chicago, 1-26-86
at San Diego, 1-5-64
16 at Miami, 1-8-83
vs. Houston, Dec. 31, 1978

Yards Passing

- 292 at Buffalo, Dec. 28, 1983
246 at Cleveland, Jan. 1, 1995
214 vs. Green Bay, Jan. 26, 1996
186 at San Diego, Jan. 5, 1964
180 vs. Houston, Dec. 31, 1978
167 at Oakland, Dec. 18, 1976

TDs Passing

- 3 at Miami, 1-12-86
2 vs. Green Bay, Jan. 26, 1997
at Denver, 1-4-87
vs. Houston, 12-31-78
at Buffalo, 12-28-63

Interceptions (Most)

- 4 vs. Green Bay, Jan. 26, 1997
3 at Cleveland, Jan. 1, 1995
3 vs. Houston, Dec. 31, 1978

Interceptions (Fewest)

- 0 Accomplished four times,
Most Recent:
at Denver, Jan. 4, 1987.
1 at Buffalo, Dec. 28, 1963.

Sacks Against

- 0 at Miami, Jan. 12, 1986
at L.A. Raiders, Jan. 5, 1986
1 at Cleveland, Jan. 1, 1996
(10 yds)
2 vs. Jacksonville, Jan. 12, 1997
(17 yds)
vs. Pittsburgh, Jan. 5, 1997
(15 yds)

PUNTING

Most Punts For

- 9 at Denver, Jan. 4, 1987
(50.2 avg.)
8 vs. Green Bay, Jan. 26, 1997
(45.1 avg.)
7 vs. Pittsburgh, Jan. 5, 1997
(43.6 avg.)
at Buffalo, Dec. 28, 1963
(32.3 avg.)
at San Diego, Jan. 5, 1963
(47.0 avg.)
6 vs. Jacksonville, Jan. 12, 1997
vs. Chicago, Jan. 26, 1986
(43.8 avg.)

Fewest Punts For

- 3 at Oak., Dec. 18, 1976
(44.0 avg.)
4 at Clev., Jan. 1, 1995
(42.3 avg.)
vs. Hou., Dec. 31, 1978
(43.3 avg.)

PENALTIES

Most VS.

- 10 at Oakland, Dec. 18, 1976
(83 yds)
8 vs. Hou., Dec. 31, 1978
(92 yds)
7 at Buffalo, Dec. 28, 1963
(65 yds)
6 at LA Raiders, Jan. 5, 1986
(45 yds)

Fewest VS.

- 1 at NY Jets, Dec. 28, 1985
(10 yds)
at San Diego, Jan. 5, 1964
(18 yds)
2 vs. Green Bay, Jan. 26, 1997
(22 yds)
vs. Jacksonville, Jan. 12, 1997
(5 yds)
vs. Pittsburgh, Jan. 5, 1997
(21 yds)

Most Yards For

- 92 vs. Hou., Dec. 31, 1978
(8 pen.)
83 at Oakland, Dec. 18, 1976
(10 pen.)
65 at Buffalo, Dec. 28, 1963
(7 pen.)
45 at LA Raiders, Jan. 5, 1986
(6 pen.)
at Denver, Jan. 4, 1987
(5 pen.)

Fewest Yards For

- 5 vs. Jacksonville, Jan. 12, 1997
(2 pen.)
10 at NY Jets, Dec. 28, 1985
(1 pen.)
15 at Miami, Jan. 12, 1986
(2 pen.)
18 at San Diego, Jan. 5, 1964
(1 pen.)

SACKS BY

- 5 vs. Green Bay, Jan. 26, 1997
(38 yds)
at NY Jets, Dec. 28, 1985
(51 yds)
4 vs. Houston, Dec. 31, 1978
(26 yds)
at Oakland, Dec. 18, 1976
(32 yds)

FUMBLES

MOST FOR

- 4 vs. Chicago, Jan. 26, 1986
3 at LA Raiders, Jan. 5, 1986

MOST VS.

- 4 vs. Chicago, Jan. 26, 1986
2 at Miami, Jan. 12, 1986
at L.A. Raiders, Jan. 5, 1986



PLAYOFF HISTORY

1963 AFL DIVISIONAL PLAYOFFS
PATRIOTS 26, BUFFALO 8

Boston Patriots	10	6	0	10	-26
Buffalo Bills	0	0	8	0	-8

Buffalo (War Memorial Stadium), Dec. 28, 1963 — This divisional playoff game was one of the first playoff contests in the still infant American Football League's history. QB Babe Parilli and Gino Cappelletti figured in all of the Patriots points as Parilli hit Larry Garron for scoring strikes of 59 and 17 yards, while Cappelletti kicked four FGs (28, 12, 33, and 36) and added two PAT's. Ron Burton provided an inspirational boost for the Patriots as he heroically returned to play just a few weeks after major disc surgery. Buffalo's only highlight of the day was a 93-yard scoring pass from Darryl Lamonica to Elbert Dubenion.

Team	QTR	PLAY
Boston	1	Cappelletti FG 28
Boston	1	Garron 59 pass from Parilli (Cappelletti kick)
Boston	2	Cappelletti FG 12
Boston	2	Cappelletti FG 33
Buffalo	3	Dubenion 93 pass from Lamonica (Tracey-Lamonica pass)
Boston	4	Garron 17 pass from Parilli (Cappelletti kick)
Boston	4	Cappelletti FG 36

RUSHING B: Garron 19-44, Neumann 1-16, Burton 8-12, Crump 5-9.

BUF: Gilchrist 8-7, Bass 2-4, Kemp 2 (-4).

RECEIVING B: Garron 4-120, Cappelletti 4-129, Burton 3-22.

BUF: Dubenion 3-115-1 TD, Ferguson 4-47, Bass 4-45, Rutkowski 3-45.

PASSING B: Parilli 35-14-1-300 yards, 2 TDs.

BUF: Lamonica 24-9-3-168 yards, 1 TD Kemp 21-10-1-133 yards.

TEAM STATS	BOS	BUF
First Downs	11	3
Rushes-Yards	36-83	12-7
Passing Yards	300	301
Total Yards	383	308
Passes	34-14-1	45-19-4
Punts	7-32.3	8-35.1
Fumbles/Lost	0-0	3-2
Penalties Yds.	7-65	9-100
A—33,044		

1963 AFL CHAMPIONSHIP GAME
SAN DIEGO 51, PATRIOTS 10

Patriots	7	3	0	0	-10
San Diego	21	10	7	13	-51

San Diego (Balboa Stadium), Jan. 5, 1964 — Chargers' running back Keith Lincoln turned in a super-human effort, combining for 329 total yards. Injuries to three Patriots starters — star FB Larry Garron (concussion), DL Houston Antwine (back) and Harry Crump (shoulder) — proved disastrous for the Patriots. The favored Chargers coasted to a 51-10 victory over the Boston Patriots. Lincoln rushed for an amazing 206 yards and added 123 more yards in receptions. The Chargers ran up a 31-10 lead at the half, and added 20 more unanswered points in the second half to capture the AFL title.

TEAM	QTR	PLAY
San Diego	1	Rote 2 run (Blair kick)
San Diego	1	Lincoln 67 run (Blair kick)
Boston	1	Garron 7 run (Cappelletti kick)
San Diego	1	Lowe 58 run (Blair kick)
San Diego	2	Blair FG 11
Boston	2	Cappelletti FG 15
San Diego	2	Norton 14 pass from Rote (Blair kick)
San Diego	3	Alworth 48 pass from Rote (Blair kick)
San Diego	4	Lincoln 25 pass from Hadl (pass failed)
San Diego	4	Hadl 1 run (Blair kick)



PLAYOFF HISTORY

RUSHING B: Crump 7-18 Garron 3-15, Lott 3-15, Yewcic 1-14.

SD: Lincoln 13-206, Lowe 12-94, Rote 4-15.

PASSING B: Parilli 29-14-1-189 yards, Yewcic 8-3-1-39 yards

SD: Rote 15-10-0-173 yards, 2 TDs. Hadl 10-6-1-112 yards, 1 TD.

RECEIVING B: Cappelletti 2-72, Graham 2-68, Crump 2-28, Colclough 3-26.

SD: Alworth 4-77, MacKinnon, 2-52, Norton 2-44.

TEAM STATS	B	SD
First Downs	14	21
Rushes-Yards	16-75	32-318
Passing Yards	186	292
Total Yards	261	610
Passes	37-17-2	26-17-0
Punts	7-47	2-44
Fumbles/Lost	1-0	1-1
Penalties/Yds.	1-18	6-30
A—30,127		

1976 AFC DIVISIONAL PLAYOFFS
OAKLAND 24, PATRIOTS 21

New England Patriots	7	0	14	0	-21
Oakland Raiders	3	7	0	14	-24

Oakland (Oakland-Alameda County Coliseum), Dec. 18, 1976 — The surprising Patriots, having finished a complete turnaround with an 11-3 record (3-11 in 1975), traveled to Oakland to meet the Raiders, for their first playoff competition since 1963. The Patriots jumped in front of the Raiders 7-0 on a one-yard run by Andy Johnson, but fell behind at the half 10-7 when Fred Biletnikoff hauled in a 31-yard touchdown pass from Ken Stabler with just 39 seconds remaining in the first half.

Steve Grogan engineered scoring drives on the Patriots first two possessions of the third quarter, running the Patriots lead to 21-10. Oakland responded with a score on its first possession of the fourth period, a one-yard run by Mark van Eeghan. With the score at 21-17. Ken Stabler drove the Raiders from their own 32 and scored with only 14 seconds to go. The drive was marred by a controversial roughing the passer call on Ray Hamilton. The Patriots had seemingly stopped the Raiders when a Stabler to Garrett pass on a 3rd and 18 fell incomplete. However, penalty flags were thrown and the Raiders had possession with a first and ten at the Patriot 13. Five plays later Stabler rolled around left end for the winning score and the Patriots dreams of a championship were over.

TEAM	QTR	PLAY
New England	1	A. Johnson 1 run (Smith kick)
Oakland	1	Mann FG 40
Oakland	2	Biletnikoff 31 pass from Stabler (Mann kick)
New England	3	Francis 26 pass from Grogan (Smith kick)
New England	3	J. Phillips 3 run (Smith kick)
Oakland	4	Van Eeghen 1 run (Mann kick)
Oakland	4	Stabler 1 run (Mann kick)

RUSHING NE: Cunningham 20-68, Grogan 7-35, Johnson 14-32.

OAK: van Eeghan 11-39, C. Davis 7-29, Banaszak 4-8.

RECEIVING NE: Francis 4-96-1 TD, Stingley 2-36, Cunningham 2-22.

OAK: Biletnikoff 9-137-1 TD, Casper 4-47, Branch 3-32.

PASSING NE: Grogan 23-12-1-167 yards, 1 TD.

OAK: Stabler 32-19-0-233 yards, 1 TD.

TEAM STATS	NE	Oakland
First Downs	23	20
Rushes-Yards	49-164	24-81
Passing Yards	167	201
Total Yards	331	282
Had QB Sacked	0-0	4-32
Passing	24-12-2	32-19-0
Punts	3-44.0	5-37.8
Fumbles-Lost	1-1	1-1
Penalties-Yds.	10-83	11-93
A—54,037 paid, 53,045 actual		



PLAYOFF HISTORY

1978 AFC DIVISIONAL PLAYOFF
HOUSTON 31, PATRIOTS 14

Houston Oilers	0	21	3	7	-31
New England Patriots	0	0	7	7	-14

Foxboro (Schaefer Stadium), Dec. 31, 1978 — With the AFC East Division title tucked under their belts, the Patriots played host to the Houston Oilers in the first playoff game ever played at then Schaefer Stadium. The Patriots had finished the season at 11-6, but were reeling from the controversy that started when Coach Chuck Fairbanks announced his resignation to accept the head coaching position at Colorado. The game found Fairbanks on the Patriots sidelines, but the last day of 1978 also proved to be the last day of the Patriots '78 season. Dan Pastorini completed 10 of 13 passes for 184 yards in the first half while the Oilers built a 21-0 lead at the intermission. Toni Fritsch added a 30-yard FG before the Patriots rallied with two touchdowns in the second half. A 24-yard option pass from RB Andy Johnson to WR Harold Jackson and a 24-yard scoring strike from sub QB Tom Owen to TE Russ Francis were the only points they could muster. Owen had replaced starter Steve Grogan late in the first half. Trailing 24-14, the Patriots began a late rally. Starting at their own 18, the Patriots started to move but Gregg Bingham picked off an Owen for Morgan pass and returned it to the Patriot 18, killing the drive and setting up an Earl Campbell 2-yard TD run that put the game out of reach.

TEAM	QTR	PLAY
Houston	2	Burrough 71 pass from Pastorini (Fritsch kick)
Houston	2	Barber 19 pass from Pastorini (Fritsch kick)
Houston	2	Barber 13 pass from Pastorini (Fritsch kick)
Houston	3	Fritsch FG 30
New England	3	Jackson 24 pass from Johnson (Smith kick)
New England	4	Francis 24 pass from Owen (Smith kick)
Houston	4	Campbell 2 run (Fritsch kick)

RUSHING H: Campbell 27-118-1 TD, Tim Wilson 14-26, Coleman 7-19.

NE: Cunningham 10-42, Grogan 1-16, Johnson 6-14.

RECEIVING H: Barber 5-83-2 TDs, Burrough 3-91-1 TD, Caster 2-12

NE: Francis 8-101-1 TD, Cunningham 3-28, Morgan 2-37.

PASSING H: Pastorini 15-21-1-200 yards, 3 TDs

NE: Owen 22-12-1-144 yards, 1 TD, Grogan 12-3-2-38 yards, Johnson 1-1-0-24 yards, 1 TD.

TEAM STATS	H	NE
First Downs	21	15
Rushes-Yards	54-174	20-83
Passing Yards	170	180
Total Yards	344	263
Had QB Sacked	3-30	4-26
Passes	15-12-1	35-16-3
Punts	5-34.8	4-43.3
Fumbles/Lost	1-0	2-0
Penalties/Yds	2-25	8-92

A—61,297 paid, 60,881 actual

1982-1983 SUPER BOWL TOURNAMENT
MIAMI 28, PATRIOTS 13

New England Patriots	0	3	3	7	-13
Miami Dolphins	0	14	7	7	-28

Miami (Orange Bowl) Jan. 8, 1983 — Finishing seventh in the 14-team AFC field, the Patriots were slated to meet the second-seeded Miami Dolphins in the first round of the 1982-83 Super Bowl XVII Tournament. Before a sellout crowd, the Patriots got on the scoreboard first, taking an early second period 3-0 lead when John Smith kicked a 23-yard FG. The Dolphins were led behind the precision passing of David Woodley (16 of 19, 234 yards, 2 TDs). They scored four touchdowns while the Patriots could only muster another Smith FG (42 yards) through the first three periods. Steve Grogan was limited to only 189 yards passing and



PLAYOFF HISTORY

was sacked four times. Miami's FB Andra Franklin, the AFC's second leading rusher in regular season play, carried the ball 26 times for 112 yards enabling the Dolphins to control the ball for 35:51 seconds. It was the Patriots first playoff appearance since 1978.

TEAM	QTR	PLAY
New England	2	Smith FG 23
Miami	2	Hardy 2 Pass from Woodley (von Schamann kick)
Miami	2	Franklin 1 run (von Schamann kick)
New England	3	Smith FG 42
Miami	3	Bennett 2 run (von Schamann kick)
Miami	4	Hardy 2 pass from Woodley (von Schamann kick)
New England	4	Hasselbeck 22 pass from Grogan (Smith kick)

RUSHING NE: van Eeghen 9-40, Collins 7-35.

MIA: Franklin 26-112-1 TD, Nathan 12-71, Woodley 1-16.

RECEIVING NE: Hasselbeck 7-87-1 TD, Dawson 4-49, Collins 1-17.

MIA: Nathan 5-68, Hardy 3-23-2 TDs, Rose 2-47.

PASSING NE: Grogan 30-162-189 yards, 1 TD.

MIA: Woodley 19-16-0-246 yards, 2 TDs.

TEAM STATS	NE	MIA
First Downs	14	27
Rushes-Yards	18-77	45-214
Passing Yards	160	234
Total Yards	237	448
Had QB sacked	4-29	2-12
Passes	30-16-2	19-16-0
Punts	5-43.6	1-51.0
Fumbles-Lost	1-1	3-3
Penalties-Yds.	4-27	2-15
Actual: 68, 842 (sold: 73,479)		
TV blackout in effect.		

1985—AFC WILD CARD
NEW ENGLAND 26, NY JETS 14

New England Patriots	3	10	10	3	-26
New York Jets	0	7	7	0	-14

East Rutherford, N.J. (Meadowlands) December 28, 1985 — Patriots kicker Tony Franklin tied an NFL playoff record by kicking four field goals in a 26-14 victory over the divisional rival New York Jets. Quarterback Tony Eason completed 12 of 16 passes for 179 yards and one touchdown to lead the offense. Rookie DE Garin Veris led a resilient defensive effort, recording three of the Patriots five sacks on the day. Both Veris and DB Fred Marion were credited with interceptions and linebacker Johnny Rembert sealed the victory when he returned a fumble 15 yards for a touchdown to give the Patriots a 23-7 third quarter lead. The Jets were held to just 58 yards rushing on 21 carries for a 2.8 average. For the Patriots, it was their first playoff win in 22 years.

TEAM	QTR	TIME	PLAY
New England	1st	9:40	Franklin 33 FG
New York	2nd	0:05	Hector 11 pass from O'Brien (Leahy kick)
New England	2nd	4:04	Franklin 41 FG
New England	2nd	13:38	Morgan 36 pass from Eason (Franklin kick)
New England	3rd	8:36	Franklin 20 FG
New England	3rd	8:51	Rembert 15 fumble return (Franklin kick)
New York	3rd	14:03	Shuler 12 pass from Ryan (Leahy kick)
New England	4th	11:47	Franklin 26 FG

RUSHING NE: C. James 22-49, Collins 11-36, Eason 6-14

NY: McNeil 16-41, Hector 4-13, O'Brien 1-4.



PLAYOFF HISTORY

RECEIVING NE: Morgan 4-62, Fryar 2-47, C. James 2-36, Dawson 2-20, Collins 2-14

NY: Toon 9-93, Walker 4-54, Shuler 5-53, McNeil 3-13, Hector 1-11, Klever 1-9.

PASSING NE: Eason 12-16-179, 1 TD, 0 INTs

NY: O'Brien 13-17-149, 1 TD, 1 INT; Ryan 10-17-84, 1 TD, 1 INT.

TEAM STATS	NE	NY
First Downs	12	15
3rd Downs	3/14	5/13
Total Yards	258	240
Rushing Yards	99	58
Passing Yards	159	182
Sacks by-Yards	5-51	3-20
Punts	5-40.0	5-38.4
Penalties	1-10	6-48
Fumbles	2-0	3-2
Time of Poss.	31:47	28:13
Actual: 70,958 (sold: 76,891)		

**1985 AFC PLAYOFF
NEW ENGLAND 27, L.A. RAIDERS 20**

New England Patriots	7	10	10	0	-27
Los Angeles Raiders	3	17	0	0	-20

Los Angeles, Calif. (L.A. Coliseum) January 5, 1986—The Patriots took advantage of three fumbles and three interceptions in defeating the Los Angeles Raiders, 27-20. The Patriots scored their first touchdown, a 13-yard pass to Lin Dawson, thanks to a fumble recovery by rookie defensive back Jim Bowman (on the Los Angeles 21-yard line). The Raiders narrowed the score to 7-3, due in big part to a blocked punt against Patriots kicker Rich Camarillo. The ball was recovered on the New England 16-yard line, and four plays later, Chris Bahr had a 13-yard field goal. The Raiders did take a 10-7 lead on their next possession when quarterback Marc Wilson found rookie Jesse Hester for a 16-yard score. After a Mosi Tatupu fumble was recovered at the New England 19, Los Angeles would move in front, 17-7 three plays later when Marcus Allen scored on a 13-yard touchdown run. Not to be denied, the Patriots fired back, making it 17-10, on an 80-yard, 10-play drive that ended with Craig James' two-yard touchdown run. Ronnie Lippett's second interception of the day led to a 45-yard field goal and a 17-17 tie. But the Raiders had the lead at halftime, 20-17, on a 32-yard field goal by Bahr. The rest of the scoring was done by the Patriots, a 32-yard field goal by Franklin, 54 yards and 12 plays after Fred Marion had recovered a fumble. Then Bowman recovered a fumble in the end zone off the ensuing kickoff return, thus making it 27-20.

TEAM	QTR	TIME	PLAY
New England	1st	4:34	Dawson 13 pass from Eason (Franklin kick)
Los Angeles	1st	10:13	Bahr 29 FG
Los Angeles	2nd	4:21	Hester 16 pass from Wilson (Bahr kick)
Los Angeles	2nd	6:07	Allen 11 run (Bahr kick)
New England	2nd	11:22	C. James 2 run (Franklin kick)
New England	2nd	13:15	Franklin 45 FG
Los Angeles	2nd	14:54	Bahr 32 FG
New England	3rd	13:49	Franklin 32 FG
New England	3rd	14:03	Bowman fumble rec. for TD (Franklin kick)

Rushing NE: C. James 23-104, Collins 9-18, Weathers 9-18, Tatupu 4-17, Fryar 1-3, Eason 3 (-4);

LA: Allen 22-121, Hawkins 4-33, Wilson 1-9.

Receiving NE: C. James 3-48, D. Ramsey 2-34, Morgan 1-22, Dawson 1-13, Collins 1-8,

LA: Christensen 4-78, Williams 3-33, Hester 1-16, Allen 3-8.

Passing NE: Eason 7-14-117, 1 TD, C. James 1-1-8.

LA: Wilson 11-27-135, 1 TD, 3 INTs.



PLAYOFF HISTORY

Team Stats	NE	LA
First Downs	15	17
3rd Downs	8/16	3/9
Total Yards	254	298
Rushing Yards	156	163
Passing Yards	98	124
Sacks By Yards	2-11	3-27
Punts	5-45.0	2-34.0
Penalties	6-45	6-53
Fumbles	3-2	5-3
Time of Poss.	36:59	23:01
Actual: 88,936 (sold: 89,289)		

1985 AFC CHAMPIONSHIP
NEW ENGLAND 31, MIAMI 14

New England Patriots	3	14	7	7	-31
Miami Dolphins	0	7	0	7	-14

Miami, Fla. (Orange Bowl) January 12, 1986—The 18-game losing streak against the Miami Dolphins at the Orange Bowl became a thing of the past, thanks to a 31-14 victory that sent the Patriots to Super Bowl XX to face the Chicago Bears. The Dolphins had a 7-3 lead 21 seconds into the second quarter, but the visitors then reeled off the next 21 points on a two-yard touchdown pass to Tony Collins from Tony Eason 4:50 into the second quarter, a one-yard TD pass from Eason to Derrick Ramsey 9:35 into the second, and a two-yard TD pass from Eason to Robert Weathers 3:02 into the third quarter.

TEAM	QTR	TIME	PLAY
New England	1st	6:40	Franklin 23 FG
Miami	2nd	0:21	Johnson 10 pass from Marino (Reveiz kick)
New England	2nd	4:50	Collins 4 pass from Eason (Franklin kick)
New England	2nd	9:35	D. Ramsey 1 pass from Eason (Franklin kick)
New England	3rd	3:02	Weathers 2 pass from Eason (Franklin kick)
Miami	4th	0:32	Nathan 10 pass from Marino (Reviez kick)
New England	4th	7:26	Tatupu 1 run (Franklin kick)

RUSHING NE: C. James 22-105, Weathers 16-87, Collins 12-61, Tatupu 6-9, Eason 3-(-7)

M: Carter 6-56, Davenport 3-6, Nathan 2-4, Bennett 1-2, Marino 1-0.

RECEIVING NE: Morgan 2-30, D. Ramsey 3-18, Collins 3-15, Tatupu 1-6, Weathers 1-2.

M: Nathan 5-57, Hardy 3-52, Duper 3-45 Clayton 3-41, Davenport 3-23, Johnson 1-10, Moore 1-10, Rose 1-10.

PASSING NE: Eason 10-12-71, 3 TDs, 0 INTs;

M: Marino 20-48-248, 2 TDs, 2 INTs.

Team Stats	NE	M
First Downs	21	18
3rd Downs	7/16	3/10
Total Yards	326	302
Rushing Yards	255	68
Passing Yards	71	234
Sacks By-Yards	1-14	0-0
Punts	5-40.2	4-41.3
Penalties	2-15	4-35
Fumbles	2-2	5-4
Time of Poss.	39:51	20:09
Actual: 74,978 (sold: 76,270)		



PLAYOFF HISTORY

SUPER BOWL XX
CHICAGO 46, NEW ENGLAND 10

Chicago Bears	13	10	21	2	-46
New England Patriots	3	0	0	7	-10

New Orleans, La. (Superdome) January 26, 1986—The Patriots led early, but Chicago controlled thereafter and took a 46-10 victory in each team's first Super Bowl appearance. Don Blackmon caused a Walter Payton fumble that Larry McGrew recovered at Chicago's 19-yard line on the second play, leading to Tony Franklin's 36-yard field goal at 1:19 (the fastest score in Super Bowl history). The Bears, however, scored the next 44 points. Quarterback Steve Grogan replaced starter Tony Eason in the second quarter. Grogan fared better, but was intercepted twice and sacked four times for 33 yards, including a safety. His eight-yard TD pass to Irving Fryar was the only touchdown allowed by Chicago in three playoff appearances.

TEAM	QTR	TIME	PLAY
New England	1st	1:19	Franklin 36 FG
Chicago	1st	5:40	Butler 28 FG
Chicago	1st	13:34	Butler 24 FG
Chicago	1st	14:37	Suhey 11 run (Butler kick)
Chicago	2nd	7:36	McMahon 2 run (Butler kick)
Chicago	2nd	15:00	Butler 24 FG
Chicago	3rd	7:38	McMahon 1 run (Butler kick)
Chicago	3rd	8:44	Phillips 28 interception return (Butler kick)
Chicago	3rd	11:38	Perry 1 run (Butler kick)
New England	4th	1:46	Fryar 8 pass from Grogan (Franklin kick)
Chicago	4th	9:24	Safety, Grogan tackled by Waechter in end zone

RUSHING NE: Collins 3-4, Weathers 1-3, Grogan 1-3, C. James 5-1, Hawthorne 1-(4);

C: Payton 22-61, Suhey 11-52, Sanders 4-15, Gentry 3-15, McMahon 5-14, Thomas 2-8, Perry 1-1, Fuller 1-1.

RECEIVING NE: Morgan 7-70, Starring 2-39, Fryar 2-24, Collins 2-19, D. Ramsey 2-16, C. James 1-6, Weathers 1-3.

C: Gault 4-129, Gentry 2-41, Margerum 2-36, Moorehead 2-22, Suhey 1-24, Thomas 1-4.

PASSING NE: Eason 0-6-0, 0 TDs, 0 INTs, Grogan 17-30-177, 1 TD, 2 INTs

C: McMahon 12-20-256, 0 TDs, 0 INTs, Fuller 0-4-0, 0 TDs, 0 INTs.

Team Stats	C	NE
First Downs	23	12
3rd Downs	7/14	1/10
Total Yards	408	123
Rushing Yards	167	7
Passing Yards	241	116
Sacks By-Yards	7-61	3-15
Punts	4-43.3	6-43.8
Penalties	7-40	5-35
Fumbles	3-2	4-4
Time of Poss.	39:15	20:45
Actual: 73,818 (sold: 73,818)		

1986 AFC PLAYOFF
DENVER 22, NEW ENGLAND 17

New England Patriots	0	10	7	0	-17
Denver Broncos	3	7	10	2	-22

Denver, Colo. (Mile High Stadium) January 4, 1987—The teams were tied at 10-10 at halftime after trading the lead in the second half (Patriots at 17-13 after Stanley Morgan caught a 45-yard pass from quarterback Tony Eason 12:10 into the third quarter; the Broncos went in front 20-17 on a 48-yard pass from John Elway to wide receiver Vance Johnson on the last play of the third quarter). There was controversy behind that go-ahead touchdown. On a third down and four on the New England 48-yard line, Patriots outside linebacker Don Blackmon was off-side by a



PLAYOFF HISTORY

very large margin. There was no whistle blown by the officials, and the Broncos went ahead for the "free play." The "free play" turned out to be the touchdown pass to Johnson as the Patriots defensive players stopped their rush on the play. The Patriots were still in the hunt with 1:41 left. The ball was on the Denver 10-yard line with a first and 10 situation. But when Eason faded back to pass he was immediately pressured by Broncos defensive end Rulon Jones and was sacked for two points.

TEAM	QTR	TIME	PLAY
Denver	1st	12:12	Karlis 27 field goal
New England	2nd	0:56	Morgan 19 pass from Eason (Franklin kick)
Denver	2nd	7:18	Elway 22 run (Karlis kick)
New England	2nd	14:58	Franklin 38 field goal
Denver	3rd	9:10	Karlis 22 field goal
New England	3rd	12:10	Morgan 45 pass from Eason (Franklin kick)
Denver	3rd	15:00	Johnson 48 pass (Karlis kick)
Denver	4th	13:23	safety, Eason tackled by Jones

RUSHING: NE: Collins 5-46, James 10-31, Eason 2-23, Dupard 5-18, Hawthorne 1-5, Fryar 1-(-2).

DEN: Winder 19-102, Lang 11-44, Elway 5-18, Bell 1-12, Sewell 2-8, Wilhite 3-4.

RECEIVING: NE: Morgan 3-100, Collins 4-46, Baty 3-31, Fryar 2-11, Hawthorne 1-6.

DEN: Johnson 4-89, Mobley 2-69, Sewell 3-41, Watson 1-21, Micho 1-20, Winder 1-16, Lang 1-1.

PASSING: NE: Eason 13-24-194, 2 TD, 0 INT;

DEN: Elway 13-32-257, 1 TD, 2 INT.

Team Stats	NE	DEN
First Downs	12	23
3rd Downs	2/12	5/15
Total Yards	271	441
Rushing Yards	121	188
Passing Yards	150	253
Sacks	2	0
Punts/Avg.	9/50.2	6/46.0
Penalties/Yds.	5/45	3/20
Fumbles/Lost	1/0	0/0
Time of Poss.	24:31	35:29
Actual: 76,105 (sold: 76,149)		

**1994 AFC WILD CARD
CLEVELAND 20, NEW ENGLAND 13**

New England Patriots	0	10	0	3	-13
Cleveland Browns	3	7	7	3	-20

Cleveland, Ohio (Cleveland Stadium) January 1, 1995—The Patriots made their first playoff appearance since 1986, but failed to advance beyond the first round after a defeat to the Cleveland Browns 20-13. The game featured a quarterback matchup of Drew Bledsoe and Vinnie Testaverde, two former first overall draft picks, who were each making their NFL playoff debuts. Testaverde turned in a near-perfect performance to beat the Patriots. The eighth-year veteran completed 20 of 30 passes for 268 yards, with a touchdown and no interceptions in his playoff debut. Bledsoe, on the other hand, completed 21 of 50 passes for 235 yards and a touchdown, but threw three interceptions – two of which ended drives in the fourth quarter.

Trailing 10-7 in the second quarter, the Patriots drove 71 yards on 16 plays, positioning Matt Bahr for a game-tying field goal with only 30 seconds remaining in the half.

The Browns dominated the time of possession with two long third quarter drives, the second of which was capped by a 10-yard touchdown run by Leroy Hoard. The Browns added a Matt Stover field goal in the fourth quarter to take a 20-10 lead. The Patriots pulled within seven with 1:34 remaining in the game on a 33-yard field goal by Bahr. Corwin



PLAYOFF HISTORY

Brown recovered the ensuing onside kick at the New England 36-yard line, giving Patriots fans hope in the waning minutes. The drive stalled at the New England 48-yard line, where a fourth-and-10 opportunity failed on an incomplete pass and the Patriots lost 20-13.

TEAM	QTR	TIME	PLAY
Cleveland	1st	7:40	Stover 30 field goal
New England	2nd	10:48	Thompson 13 pass from Bledsoe (Bahr kick)
Cleveland	2nd	7:03	Carrier 13 pass from Testaverde (Stover kick)
New England	2nd	0:30	Bahr 23 field goal
Cleveland	3rd	2:21	Hoard 10 run (Stover kick)
Cleveland	4th	3:36	Stover 21 field goal
New England	4th	1:30	Bahr 33 field goal

RUSHING: NE: Croom 9-35, Thompson 4-16, Turner 1-4, Bledsoe 2-2.

CLE: Hoard 17-66-1, Byner 10-30, Testaverde 5-19, Metcalf 2-10.

RECEIVING: NE: Brisby 6-83, Coates 6-79, Thompson 4-33-1, Timpson 2-20, C. Brown 1-21, Burke 1-8, Turner 1-7, Croom 1-5.

CLE: Jackson 7-122, Alexander 5-69, Hartley 2-17, Byner 2-16, Carrier 2-13-1, Hoard 1-25, Kinchen 1-6.

PASSING: NE: Bledsoe 21-50-235, 1 TD, 3 INT, O'Neill 1-1-21, 0 TD, 0 INT.

CLE: Testaverde 20-30-268, 1 TD, 0 INT.

Team Stats	NE	CLEV
First Downs	20	22
3rd Downs	5/14	5/12
Total Yards	303	379
Rushing Yards	57	125
Passing Yards	246	254
Sacks	2	1
Punts/Avg.	4/42.3	3/37.7
Penalties/Yds.	3/21	4/25
Fumbles/Lost	0/0	2/1
Time of Poss.	24:18	35:42
Actual: 77,452 (sold: 78,512)		

1996 AFC DIVISIONAL NEW ENGLAND 28, PITTSBURGH 3

Pittsburgh Steelers	0	0	3	0	-3
New England Patriots	14	7	0	7	-28

Foxboro (Foxboro Stadium), Jan. 5, 1997 --The New England offense jumped out to an early lead while the defense was able to shut down the Steelers, allowing the Patriots to run away with a convincing 28-3 victory in an AFC divisional playoff game at Foxboro Stadium. The win -- New England's first home playoff victory in franchise history -- catapulted the Patriots into the AFC Championship game.

New England's Curtis Martin set a New England postseason record by in the first half alone, rushing for 109 yards on 10 carries and two touchdowns. Overall, in his first playoff game at any level, Martin matched his career best by running for 166 yards on 19 carries (an 8.7-yard average). New England rushed for 194 yards on 32 carries (6.1-yard average) against Pittsburgh's second-ranked defense.

New England quarterback Drew Bledsoe, who completed a solid 14 of 24 pass attempts for 164 yards, one touchdown and two interceptions, torched the Steelers in the first quarter when the Pats took a quick 14-0 lead. During New England's first-quarter blitzkrieg, Bledsoe completed seven of his first seven pass attempts for 123 yards and one touchdown. By game's end, the unsung Patriots had outgained the Steelers, 346 yards to 213.

TEAM	QTR	TIME	PLAY
New England	1	11:58	C.Martin 2 yd. run (A.Vinatieri,kick)
New England	1	7:55	K.Byars 34 yd. pass from D.Bledsoe (A.Vin.,kick)
New England	2	9:55	C.Martin 78 yd. run (A.Vinatieri,kick)
Pittsburgh	3	3:50	N.Johnson 29 yd. Field Goal
New England	4	12:31	C.Martin 23 yd. run (A.Vinatieri,kick)



PLAYOFF HISTORY

RUSHING: NE: Martin 19-166-3, Meggett 2-18, Byars 3-9, Grier 5-7, Bledsoe 1-(-1), Zolak 3-(-4).

PITT: Bettis 13-43, McAfee 5-30, Tomczak 2-20, Stewart 4-19, Witman 3-11.

RECEIVING: NE: Byars 4-53-1, Glenn 3-69, Coates 3-18, Jefferson 3-18, Martin 2-9.

PITT: Hastings 5-55, Botkin 2-20, Arnold 2-16, Mills 2-15, McAfee 2-7, Bettis 2-(-1), Witman 1-(-2).

PASSING: NE: Bledsoe 24-14-164, 1 TD, 2 INT, Zolak 2-1-3, 0 TD, 0 INT.

PITT: Tomczak 29-16-110, 0 TD, 2 INT, Stewart 10-0-0, 0 TD, 0 INT.

Team Stats	PITT	NE
First Downs	12	17
Third Down Efficiency	3-18-17%	5-13-38%
Total Yards	213	346
Rushing Yards	123	194
Passing Yards	90	152
Sacked/yds lost	3-20	2-15
Punts/Avg.	9-42	7-43.6
Penalties/Yds	3-15	2-21
Fumbles/Lost	0-0	0-0
Time of Possession	28:39	31:18
Actual: 60,188 (sold: 60,292)		

1996 AFC CHAMPIONSHIP NEW ENGLAND 20, JACKSONVILLE 6

Jacksonville Jaguars	0	3	3	0	-6
New England Patriots	7	6	0	7	-20

Foxboro (Foxboro Stadium), Jan. 12, 1997 --The Patriots' defense continued its great performance during the 1996 playoffs during their 20-6 win over the Jacksonville Jaguars in the AFC Championship Game. A sold out crowd of 60,188 filled Foxboro Stadium in sub-freezing conditions to watch the Patriots return to the Super Bowl for the first time in 11 years.

The Patriots were able to shut down Jacksonville running back Natrone Means and contain quarterback Mark Brunell. Means was held to 43 yards on 19 carries and Brunell passed for only 190 yards and threw two interceptions. His first interception came with 3:43 left in the game, when he tried to hit Derek Brown going over the middle of the end zone but safety Willie Clay picked the ball off in the end zone.

The Patriots turned the ball over on downs and the Jaguars had one last chance, taking over at their 42 with 2:36 left. On first down line-backer Chris Slade rushed in and knocked the ball from running back James Stewart. Cornerback Otis Smith grabbed the loose ball out of the air and ran 47 yards for the touchdown.

TEAM	QTR	TIME	PLAY
New England	1	12:34	C.Martin 1 yd. run (A.Vinatieri,kick)
Jacksonville	2	10:33	M.Hollis 32 yd. Field Goal (13-62,6:03)
New England	2	7:23	A.Vinatieri 29 yd. Field Goal (4-7,1:29)
New England	2	0:00	A.Vinatieri 20 yd. Field Goal (9-68,1:29)
Jacksonville	3	2:37	M.Hollis 28 yd. Field Goal (9-27,5:39)
New England	4	2:24	O.Smith 47 yd. fumble ret. (A.Vinatieri,kick)

RUSHING: NE: Martin 19-59-1, Meggett 3-9, Bledsoe 1-4, Byars 1-1.

JACK: Means 19-43, Stewart 7-40, Brunell 6-34, Barker 1-(-16).

RECEIVING: NE: Glenn 5-33, Jefferson 4-91, Byars 4-16, Martin 3-18, Meggett 3-15, Coates 1-5.

JACK: Mitchell 7-63, McCardell 6-62, Smith 3-45, Stewart 2-8, Brown 1-10, Barlow 1-2.

PASSING: NE: Bledsoe 33-20-178, 0 TD, 1 INT.

JACK: Brunell 38-20-190, 0 TD, 2 INT.



PLAYOFF HISTORY

Team Stats	JAGUARS	PATRIOTS
First Downs	18	13
Third Down Efficiency	5-14-36%	2-13-15%
Total Yards	289	234
Rushing Yards	101	73
Passing Yards	188	161
Sacked/yds lost	1-2	2-17
Punts/Average	5-36.4	6-39.7
Penalties/Yards	4-23	2-5
Fumbles/Lost	3-2	2-1
Time of Possession	34:43	25:17
Actual: 60,190 (sold: 60,292)		

SUPER BOWL XXXI
GREEN BAY 35, NEW ENGLAND 21

New England Patriots	14	0	7	0	-21
Green Bay Packers	10	17	8	0	-35

New Orleans, La. (Superdome) Jan. 26, 1997 - The Green Bay Packers, continued the NFC domination of the Super Bowl with a 35-21 Super Bowl XXXI victory over the New England Patriots in the Louisiana Superdome. It was Tittletown's first championship since they won the first two Super Bowls, while the Patriots are still batting .000 (0-2) in Super Bowl competition.

On New England's first scoring drive, Packer corner Craig Newsome was slapped with a 26-yard interference penalty on Shawn Jefferson and the Pats were at the Packer one. Keith Byars collected a perfectly thrown ball from Bledsoe narrowing the Green Bay lead to 10-7.

The New England defense posted another stellar series after the score, and momentum quickly swung the Patriots' way. Bledsoe connected with Terry Glenn for a 44-yard pickup at the Packer four. From there, Bledsoe rolled right and hit tight end Ben Coates for the go-ahead score. Vinatieri's extra point capped the highest-scoring first quarter in Super Bowl history, 24 points.

With Green Bay facing a fourth-and-one situation on its first drive of the second half, New England linebackers Ted Johnson and Chris Slade blew through the line and clobbered runner Dorsey Levens for a seven-yard loss. The surging Patriot defense put the clamps on Green Bay on its next series, and the Pats managed to pull to within 27-21 on an 18-yard touchdown jaunt by runner Martin.

TEAM	QTR	TIME	PLAY
Green Bay	1	11:28	A.Rison 54 yd. pass from Favre (Jacke,kick)
Green Bay	1	8:42	C.Jacke 37 yd. Field Goal
New England	1	6:35	K.Byars 1 yd. pass from Bledsoe (Vinatieri,kick)
New England	1	2:33	B.Coates 4 yd. pass from Bledsoe (Vinatieri,kick)
Green Bay	2	4:04	A.Freeman 81 yd. pass from Favre (Jacke,kick)
Green Bay	2	8:15	C.Jacke 31 yd. Field Goal
Green Bay	2	1:11	Favre 2 yd. run (C Jacke,kick)
New England	3	3:27	C.Martin 18 yd. run (A.Vinatieri,kick)
Green Bay	3	3:10	D.Howard 99 yd. kickoff return (M.Chmura-Favre,pass)

RUSHING: NE: Martin 11-42, Bledsoe 1-1, Meggett 1-0.

GB: Levens 14-61, Bennett 17-40, Favre 4-12-1, Henderson 1-2.

RECEIVING: NE: Coates 6-67-1, Glenn 4-62, Byars 4-42-1, Jefferson 3-34, Martin 3-28, Meggett 3-8, Brisby 2-12.

GB: Freeman 3-105-1, Levens 3-23, Rison 2-77-1, Henderson 2-14, Chmura 2-13, Jackson 1-10, Bennett 1-4.

PASSING: NE: Bledsoe 48-25-253, 2 TD, 4 INT.

GB: Favre 27-14-246, 2 TD, 0 INT.

Team Stats	NE	GB
First Downs	16	16
Third Down Efficiency	4-14-29%	3-15-20%
Total Net Yards	257	323
Rushing Yards	43	115
Passing Yards	214	208
Sacked/yds lost	5-39	5-38
Punts/Average	8-45.1	7-42.7
Penalties/Yards	2-22	3-41
Fumbles/Lost	0-0	0-0
Time of Possession	25:45	34:15
Actual: 72,301 (sold: 72,301)		

Extra Points





PATRIOTS PRESEASON BROADCAST CREW

For the third consecutive season, the New England Patriots will team with WCVB-TV Channel 5 to televise both of the Patriots' locally produced preseason games. The Patriots are responsible for the advertising sales of the games and will oversee the game production which will be handled by the Gately Group of Boston. The play-by-play responsibilities will be handled by NBC's Don Criqui. FOX's Jerry Glanville returns to provide color commentary and WCVB's Mike Lynch will report from the sidelines. The trio will call the preseason home opener on Aug. 8 against Dallas and travel to Philadelphia on Aug. 21 to call the Patriots' preseason finale. Both games will be televised in Boston on WCVB-TV (Channel 5) and in Providence on WPRI (Channel 12) and WNAC (Channel 64).

The Patriots preseason opener at Green Bay Packers (July 31) and at home with the Denver Broncos (Aug. 17) will be televised nationally. ESPN will air the Super Bowl rematch against the Packers (locally on WCVB Channel 5) and the Bronco's game will be televised nationally on NBC (locally on WHDH Channel 7). This will be the second consecutive year (second in Patriots history) that two preseason games have been nationally televised.



Don Criqui
NBC Sports



Jerry Glanville
FOX/HBO Sports



Mike Lynch
WCVB-TV Ch. 5

PATRIOTS RADIO FLAGSHIP - WBCN 104.1 FM

WBCN 104.1 FM begins its third season as the flagship station for the Patriots and will broadcast every Patriots preseason and regular season game in stereo. The Patriots are the only major sports franchise in New England to broadcast its games in stereo all year long.

Gil Santos and broadcast partner Gino Cappelletti will once again deliver play-by-play account for each of the Patriots games this season. The popular broadcasters celebrate their 14th season together – third on WBCN's Rock Radio Network.

Santos is now in his 21st season as the voice of the Patriots, having covered the team for WBZ Radio from 1966-79 and again from 1991-95. The veteran play-by-play broadcaster remains at WBZ as the station's sports director.

Cappelletti enters his 17th season offering his insight and expert analysis of the game. It would be hard to find anyone more knowledgeable on the subject of the Patriots than Cappelletti. He was one of the original members of the Boston Patriots and retired in 1970 after an 11-year all-star career. He remains the Patriots' all-time leading scorer (1,130 points) and ranked third among the Patriots' all-time leading receivers entering the 1996 season. Following his playing career, he spent three seasons on the Patriots sidelines (1979-81) as an assistant on Ron Erhardt's staff and 16 years in the broadcast booth, providing game analysis along with Santos (1972-78 and 91-present) and Dale Arnold (1988-90).

WBCN also broadcasts a three-hour pre-game show with host Bill Abbate and former Patriots' Pete Brock and Mike Ruth. The triumvirate also host a two-hour post-game show that includes exclusive coverage of Pete Carroll's post game press conference.



Gino Cappelletti

Boston, Mass.

New Hampshire

WCQL ..95.3 FMPortsmouth-
Dover-
Rochester
WGIR610 AMManchester
WBGH ..101.5 FM ..Laconia
WTSL1400 AM ..Hanover
WKBK....1220 AM ..Keene
WLTN1400 AM ..Littleton
WMOU ..1230 AM ..Berlin
WPNH ..100.1 FM ..Plymouth

Rhode Island

WLKW ..790 AM ...Providence
WOON ..1240 AM ..Woonsocket
WERI1230 AM ..Westerly-
New
London, Ct.

Vermont

WKDR .1390 AM ..Burlington
WKVT92.7 FMBrattleboro
WIKE1490 AM ..Newport
WCFR ..93.5 FMSpringfield
WDEV ..550 AMWaterbury
WDEV ..96.1 FMWaterbury
WSTJ1340 AM ..St. Johnsbury
WBTN....1370 AM ..Bennington





NEW ENGLAND PATRIOTS FOUNDATION

"Our mission is to assist a variety of programs that foster cultural diversity, education, family and health. The foundation uses its resources to serve the youth of New England, by encouraging their growth, creativity, development of character and education and to help provide a better quality of life for children in the communities it serves."

The New England Patriots Charitable Foundation is the vehicle through which the Patriots make donations to charitable and philanthropic organizations throughout the region. These contributions come in the form of direct grants and donations of auction items through which participating organizations raise funds.

The New England Patriots Charitable Foundation was established in 1994 as a non-profit organization with the primary goal of serving as a vehicle to help support the youth and families of New England.

In the past three years, the foundation has made donations and grants to over 2,500 non-profit organizations within New England. Unlike most foundations, the NEPF donates more than 75 percent of its funds raised back to the community, which so far has exceeded \$1 million dollars.

The New England Patriots Charitable Foundation has selected a number of community partners each season whose goals match the foundation's mission. These community partners are the recipients of in-kind and monetary support from the foundation. A few of the foundation's special programs include The Boys and Girls Clubs of Boston, The R.O.S.E. Fund, and The New England Patriots Adopt-A-Child Holiday Programs with the Salvation Army and Goodwill / Morgan Memorial.

The Foundation has teamed up with the Boys & Girls Clubs of Boston to assist the clubs in fulfilling their mission to provide a variety of program activities and counseling services designed to assist in the education, emotional, physical and social development of Boston's inner city youth. Our most successful and fulfilling program is the New England Patriots Charitable Foundation Ticket Program, in which the Foundation donates 200 tickets per game to the clubs of Boston to bring inner city youth to Patriots games.

The foundation is also actively involved with The R.O.S.E. Fund - "Regaining One's Self Esteem," a program that is committed to helping end violence against women and assisting women survivors of violence to regain their self-esteem and rebuilt their lives. For the past three years, the foundation's president, Myra H. Kraft, has served as the honorary chair of The R.O.S.E Funds fundraisers. The organization has been fortunate to have played an integral part of assisting this fledgling fund.

In a joint program with the New England Patriots players, the foundation has participated in two Holiday Adopt-A-Child programs with Goodwill / Morgan Memorial and The Salvation Army. These programs provide Thanksgiving food baskets and toys for more than 300 children and families during the holiday season. This program is one of the most rewarding for all players and staff involved.

During the coming season, the foundation will undertake a number of new initiatives, including those dealing with domestic violence, health issues in the minority community, race relations and increased support for youth football programs in the region.

TO CONTACT THE FOUNDATION

If you would like more information about the New England Patriots Charitable Foundation please contact associate director Dianne McCaffrey at 508-543-8200. If you have a charitable request, please put it in writing and send it to:

New England Patriots Charitable Foundation
60 Washington St.
Foxboro Stadium
Foxboro, MA 02035
OR
508-543-9053 (fax)



TRAINING CAMP



Bryant College
Smithfield, Rhode Island

For the 22nd year, the Patriots will use Bryant College as the site of their summer training camp. The College's 387-acre campus, varied facilities and proximity to urban centers combine to make it the perfect setting for meetings, conferences and retreats.

But Bryant College is much more than a beautiful campus -- the College is widely recognized and nationally accredited for the quality of its academic programs. The American Assembly of Collegiate Schools of Business (AACSB) accredits Bryant's undergraduate and graduate programs, placing Bryant among only 17 percent of the country's business programs. For seven consecutive years, Bryant has been named one of the nation's top three business specialty schools by *US News and World Report* and *Barron's* recognized Bryant as one of the Best Buys in higher education.

As a top business college, Bryant is also renowned as a valuable resource to the region's business community. The College's Center for International Business assists organizations with import/export and international trade issues and the College works on small business development, telecommunications and management development.

For more information about Bryant College, call (401) 232-6200; or visit their web site at www.bryant.edu.

1997 TRAINING CAMP INFORMATION

CAMP OPENS:	Wednesday, July 16
CAMP ENDS:	Friday, August 15
MAILING ADDRESS:	Bryant College c/o New England Patriots 1150 Douglas Pike Smithfield, R.I. 02917
OFFICE PHONE:	(401) 232-1776
FAN INFO LINE:	(401) 232-6480



FOXBORO STADIUM



The site for the construction of Foxboro Stadium was selected for its proximity to three of New England's largest cities – Boston, Providence, R.I. and Worcester, Mass. Official ground breaking ceremonies for the stadium took place on September 23, 1970. Just 326 days later (August 15, 1971), the Patriots christened their new home by hosting the New York Giants in an exhibition game. The home field helped give them a 20-14 advantage over the Giants before 60,423 fans.

Robert Kraft established an ownership position with the facility in 1989. In the fall of 1993, Kraft became sole owner of the facility when he purchased his partner's interest in the stadium. Kraft's vision as owner has been to develop the facility into a nationally recognized family entertainment venue. By building and developing relationships with local officials and representatives of the music industry, Kraft and his associates have opened up the facility to more frequent samplings of diverse entertainment. In fact, Foxboro Stadium has hosted three times as many special events in the past seven years than it did during the first 20 years of operation.

Some of the most special events the stadium ever held occurred this past season when the Patriots hosted two playoff games, including the AFC Championship game. Arguably the biggest football game to ever be played in New England, the AFC Championship game showcased the Patriots and Foxboro in front of a national audience.

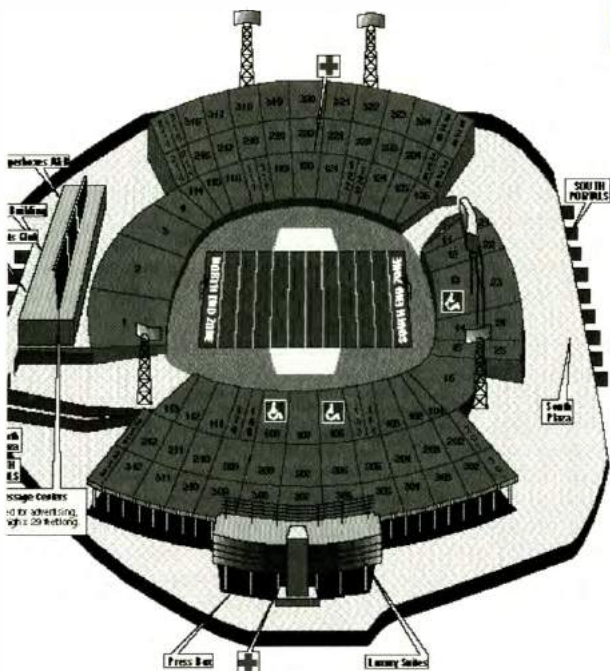
National tours, like the Rolling Stones, The Who and U2, have drawn record crowds in Foxboro. The stadium has worked to create unique events for our region, such as The National Earth Day Concerts and the Walden Woods concert in 1993.

In 1990, the U.S. was awarded the rights to host the 1994 World Cup Soccer Championships. An initial list of the 35 prospective venues failed to include any Boston or New England site. Stadium management initiated the lobbying effort internationally to add Foxboro's name to the list. Joining forces with the tourism officials throughout the region ultimately led to Foxboro's selection as one of nine host sites for World Cup Games. Only Los Angeles and New York were awarded more than Foxboro's six games.

In 1996, Foxboro Stadium added a new tenant, providing a home for the New England Revolution— one of 10 professional soccer teams in the inaugural season of the MLS. The World Cup success enjoyed at Foxboro Stadium in 1994 weighed heavily in its selection as the site of the 1996 MLS Championship Game.

FOXBORO STADIUM QUICK FACTS

Constructed:	Sept. 23, 1970 to Aug. 15, 1971
Playing Surface:	Natural Grass (installed in 1991)
Football Seating Capacity:	60,292
Press Box Capacity:	124 (100 seats for credentialed media)
Site Acreage:	304 acres
Available Parking:	16,000 automobiles



To purchase individual game tickets or to add your name to the Patriots' season ticket waiting list, please call a Patriots ticket representative at 1-800-543-1776. Ticket prices are listed below:

1996 New England Patriots Ticket Prices

Chairs.....\$60	Sideline B.....\$39
Corner Chairs.....\$42	Family Section\$28
Sideline A.....\$39	End Zone\$26

DIRECTIONS TO FOXBORO STADIUM

The New England Patriots administrative offices are located at the north end of Foxboro Stadium. Visitors should enter Gate P4. For more detailed directions, please call (508) 543-8200. Below are directions from both Logan and T.F. Green Airports.

From downtown Boston/Logan Airport: Stay in the center lanes when exiting the airport and follow signs to the Sumner Tunnel (toll) to I-93 south. Take **Interstate 93 south** to Exit 1 (to Providence) approximately 18 miles. Exit 1 puts you on **Interstate 95 south**. Follow I-95 south for 7.4 miles to Exit 9 (Wrentham), which exits onto Route 1 south. Continue on **Route 1 south** for four miles. Foxboro Stadium is on the left. For access to the administration building, enter lot P4.

From downtown Providence/T.F. Green Airport: Leaving the airport, follow the signs to **Interstate 95 north** (to Boston). Stay on I-95 north for 26 miles. Take **Exit 6B**, which exits onto **Interstate 495 north**. Take the first exit (2.6 miles) to **Route 1 north** (Exit 14). Foxboro Stadium is on the right (4.4 miles).



THE NEW ENGLAND PATRIOTS CHEERLEADERS


The New England Patriots are committed to performing at a championship level both on the field and in the community. That commitment is personified by the New England Patriots Cheerleaders, who are considered among the premier professional dance squads in the nation.

The squad provides entertainment to thousands of Patriots fans with their high-energy dance routines on the sidelines of every game at Foxboro Stadium. Their dance routines combine gymnastics, stunts and kick lines. Tracy Sormanti, the staff's director and choreographer, employs a wide repertoire of routines, which has earned the Patriots Cheerleaders a reputation for being among the most versatile in the league.

This year's squad consists of 40 of New England's most talented and beautiful performers. The range of educational backgrounds, which include accounting, biogeochemistry, education and exercise physiology, reflects the talents which make up this year's squad.

In addition to performing on the Patriots' sidelines, the Patriots Cheerleaders are also committed to community service. In 1996 alone, the squad volunteered over 1,500 hours of their time to charitable organizations throughout New England. Those appearances assisted numerous charitable organizations, including the Make-A-Wish Foundation, the D.A.R.E. program, the Genesis Fund and Special Olympics.

In addition to their charitable involvement, the Patriots Cheerleaders also make hundreds of appearances for corporations and businesses throughout New England each year. For appearance rates and availability, please contact the Patriots Cheerleaders Director and Choreographer Tracy Sormanti at (508) 543-8200.





Patriots

CHEERLEADERS

1997 NEW ENGLAND PATRIOTS CHEERLEADER ROSTER

Massachusetts

Doni Akers
Robin Allain
Rosalie Allain
Tanya Branco
Dena Caporale
Diane Cefalo
Nicole Chapman
Christen Coen
Ann DuLong
Michelle Ebrecht
April Fitch
Catherine Frechette
Sarah Galarneau
Pamela Griffin
Julie Joyce
Kara Kilduff
Kellie LaVita
Kalen Mace
Patricia Marshall
Tanji Martin
Tanya Meaney
Kristine Moccia
Christina Previti
Kelly Proctor
Ann Reardon
Jodi Richardson
Sandra Salvucci
Karen Sheehan
Nicole Toon

Connecticut

Bree Bozzuto
Linda Smith

New Hampshire

Belinda Wolf

Rhode Island

Jill Bertrand
Kristine DiPippo
Lolita Lipa
Andrea Marino
Jodi-Ann Shelton
Lisa Szpila

Vermont

Nancy Decker

Colorado

Stephanie Hammond

Tracy Sormanti

**Director/
Choreographer**



MEDICAL GLOSSARY

AC Joint - Acromioclavicular joint; joint of the shoulder where acromion process of the scapula and the distal end of the clavicle meet; most shoulder separations occur at this point.

Abrasion - Any injury which rubs off the surface of the skin.

Aerobic - Exercise in which energy needed is supplied by oxygen inspired and is required for sustained periods of vigorous exercise with a continually high pulse rate.

Anabolic Steroids - Steroids that promote tissue growth by creating protein in an attempt to enhance muscle growth. The main anabolic steroid is testosterone, or the male sex hormone.

Anaerobic - Exercise without use of oxygen as an energy source; short bursts of vigorous exercise.

Anterior Cruciate Ligament (ACL) - A primary stabilizing ligament within the center of the knee joint that prevents hyperextension and excessive rotation of the joint. A complete tear of the ACL necessitating reconstruction could require up to 12 months of rehabilitation.

Anterior Talofibular Ligament - A ligament of the ankle that connects the fibula (lateral ankle bone) to the talus. This ligament is often times subject to sprain.

Anti-Inflammatory - Any agent which prevents inflammation, such as aspirin or ibuprofen.

Arthrogram - X-ray technique for joints using air and/or dye injected in affected area (to show torn cartilage or rotator cuff tears).

Arthroscopy - An instrument used to visualize the interior of a joint cavity.

Arthroscopy - A surgical examination of the internal structures of a joint by means for viewing through an arthroscope. An arthroscopic procedure can be used to remove or repair damaged tissue or as a diagnostic procedure in order to inspect the extent of any damage to confirm diagnosis.

Aspiration - The withdrawal of fluid from a body cavity by means of a suction or siphonage apparatus, such as a syringe.

Atrophy - To shrivel or shrink from disuse, as in muscular atrophy.

Avulsion - The tearing away, forcibly, of a part or structure.

Bruise - A discoloration of the skin due to an extravasation of blood into the underlying tissues.

Burner - Common term for brachial plexus trauma in the neck. Usually results in burning or tingling sensation into the shoulder or arm when the neck is forced beyond the normal range of motion.

Cartilage - Smooth, slippery substance preventing two ends of bones from rubbing together and grating.

CAT Scan - Use of a computer to produce a cross sectional view of the anatomical part being investigated from X-ray data.

Cervical Vertebrae - Group of seven vertebrae located in the neck.

Charley Horse - A contusion or bruise to any muscle resulting in intramuscular bleeding. No other injury should be called a charley horse.

Concussion - Jarring injury of the brain resulting in dysfunction. It can be graded as mild, moderate or severe depending on loss of consciousness, amnesia and loss of equilibrium.

Contusion - An injury to a muscle and tissues caused by a blow from a blunt object.

Cortical Steroids - Used to suppress joint inflammation.

Costochondral - Cartilage that separates the bones within the rib cage.

Cryokinetics - Treatment with cold and movement.

Degenerative Joint Disease - Changes in the joint surfaces as a result of repetitive trauma.

Deltoid Muscle - Muscles at top of the arm, just below the shoulder, responsible for shoulder motions to the front, side and back.

Disc - A flat, round-like plate structure usually referring to cartilage between vertebrae.

Dislocation - Complete displacement of joint surfaces.

Eccymosis - Bleeding into the surface tissue below the skin, resulting in a 'black and blue' effect.

Effusion - Accumulation of fluid, or the fluid itself, in various spaces in the body. Commonly, the knee has an effusion after an injury.

Electrical Galvanic Stimulation (EGS) - An electrical therapeutic modality that sends a current to the body at select voltages and frequencies in order to stimulate pain receptors, disperse edema, or neutralize muscle spasms among other functional applications.

Electromyogram (EMG) - Test to determine nerve function.

Femur - Thigh bone; longest bone in the body.

Fibula - The smaller of the two bones in the lower leg; runs from the knee to the ankle along the outside of the lower leg.

Fracture - Breach in continuity of a bone. Types of fractures include simple, compound, comminuted, greenstick, incomplete, impacted, longitudinal, oblique, stress or transverse.



MEDICAL GLOSSARY

Glycogen - Form in which foods are stored in the body as energy.

Grade One Injury - A mild injury in which ligament, tendon, or other musculoskeletal tissue may have been stretched or contused, but not torn or otherwise disrupted.

Grade Two Injury - A moderate injury when musculoskeletal tissue has been partially, but not totally, torn which causes appreciable limitation in function of the injured tissue.

Grade Three Injury - A severe injury in which tissue has been significantly and in some cases totally torn or otherwise disrupted, causing a virtual total loss of function.

Hamstring - Category of muscle that runs from the buttocks to the knee along the back of the thigh. It functions to flex the knee, and is often times injured as a result of improper conditioning or lack of muscle flexibility.

Heat Cramps - Painful muscle spasms of the arms or legs caused by excessive body heat and depletion of fluids and electrolytes.

Humerus - Bone of the upper arm.

Inflammation - The body's natural response to injury in which the injury might display various degrees of pain, sweating, heat, redness, and/or loss of function.

Magnetic Resonance Imaging (MRI) - Imaging procedure in which a radio frequency pulse causes certain electrical elements of the injured tissue to react to establish a visual image. MRI does not require radiation and is very useful in diagnosis of soft tissue, disc, and meniscus injuries.

Medial Collateral Ligament (MCL) - Ligament of knee along the medical aspect that connects the femur to the tibia. It provides stability to the medial aspect of the joint.

Meniscus - Crescent shaped cartilage, usually pertaining to the knee joint; also known as "cartilage." There are two menisci in the knee, medial and lateral. These work to absorb weight within the knee and provide stability.

Metacarpals - Five long bones of the hand, just below the fingers.

Metatarsals - Five long bones of the foot, just below the toes.

Myositis - Inflammation of a muscle.

Neuritis - Inflammation of a nerve.

Patella - The kneecap.

Patella Tendinitis - Inflammation of the patella ligament; also known as "jumpers knee".

Posterior Cruciate Ligament (PCL) - A primary stabilizing ligament of the knee attaching to posterior tibial plateau and anterior lateral aspect of femoral condyle. It provides stability in keeping the lower leg from going backward.

Quadricep (Quads) - A group of four muscles of the front thigh that run from the hip and form a common tendon at the patella; they are responsible for knee extension.

Radiography - Taking of X-rays.

Reconstruction - Surgical rebuilding of the joint using natural, artificial or transplanted materials.

Rotator Cuff - Comprised of four muscles in the shoulder area that can be irritated by overuse. The muscles are the supraspinatus (most commonly injured), infra-spinatus, teres minor and subscapularis.

Scapula - Shoulder blade.

Shin Splint - A catch-all syndrome describing pain in the shin that is not a fracture or tumor and cannot be defined otherwise.

Sprain - Injury resulting from a stretch or twist of the joint and causes various degrees of stretch or tear of a ligament or other soft tissue at the joint.

Sternum - The breast bone.

Strain - Injury resulting from a pull or torsion to the muscle or tendon that causes various degrees of stretch or tear to the muscle or tendon tissue.

Stress Fracture - A hair-line type of break in a bone caused by overuse.

Stress X-Ray - A continual X-ray taken when a portion of the body is stressed to its maximum in order to determine joint stability. This is a test utilized in some ankle injuries.

Tendinitis - Inflammation of the tendon and/or tendon sheath, caused by chronic overuse or sudden injury.

Tendon - Tissue that connects muscle to bone.

Tibia - Larger of the two bones of the lower leg and is the weight-bearing bone of shin.

Trachea - The windpipe.

Triceps - Muscles of the back of the upper arm, primarily responsible for extending the elbow.

Ulnar Nerve - Nerve in elbow commonly irritated from excessive throwing.

Vasoconstriction - Decrease of local blood flow.

Vasodilation - Increase of local blood flow.



NATIONAL FOOTBALL LEAGUE

**280 Park Avenue
New York, NY 10017
(212) 450-2000
(212) 281-7573 (Fax)**

AMERICAN FOOTBALL CONFERENCE

BALTIMORE RAVENS

11001 Owings Mill Blvd.
Owings Mill, MD 21117
(410) 654-6200
(410) 654-6249 (FAX)

BUFFALO BILLS

Rich Stadium
One Bills Drive
Orchard Park, NY 14127
(716) 648-1800
(716) 649-6446 (FAX)

CINCINNATI BENGALS

1 Bengals Drive
Cincinnati, OH 45204
(513) 621-3550
(513) 621-3570 (FAX)

DENVER BRONCOS

13655 Broncos Parkway
Englewood, CO 80112
(303) 649-9000
(303) 649-9355 (FAX)

INDIANAPOLIS COLTS

7001 West 56th Street
Indianapolis, IN 46254
(317) 297-2658
(317) 297-8971 (FAX)

JACKSONVILLE JAGUARS

One Allteal Stadium Place
Jacksonville, FL 32202
(904) 633-6000
(904) 633-6050 (FAX)

KANSAS CITY CHIEFS

One Arrowhead Drive
Kansas City, MO 64129
(816) 924-9300
(816) 923-4719 (FAX)

OAKLAND RAIDERS

1220 Harbor Bay Parkway
Alameda, CA 94502
(510) 864-5000
(510) 864-5134 (FAX)

MIAMI DOLPHINS

Joe Robbie Stadium
7500 S.W. 30th St.
Davie, FL 33314
(954) 452-7000
(954) 452-7055 (FAX)

NEW ENGLAND PATRIOTS

60 Washington Street
Foxboro, MA 02035
(508) 543-8200
(508) 543-9053 (FAX)

NEW YORK JETS

1000 Fulton Avenue
Hempstead, NY 11550
(516) 560-8100
(516) 560-8198 (FAX)

PITTSBURGH STEELERS

Three Rivers Stadium
300 Stadium Circle
Pittsburgh, PA 15212
(412) 323-1200
(412) 323-1393 (FAX)

SAN DIEGO CHARGERS

Qualcomm Stadium
9449 Friars Road
San Diego, CA 92108
(619) 874-4500
(619) 292-2760 (FAX)

SEATTLE SEAHAWKS

11220 N.E. 53rd Street
Kirkland, WA 98033
(206) 827-9777
(206) 828-8336 (FAX)

TENNESSEE OILERS

Address and phone
numbers to be announced.



NFL PROPERTIES - HEADQUARTERS
280 Park Avenue
New York, NY 10017
(212) 450-2000
(212) 281-75730 (Fax)

NATIONAL FOOTBALL CONFERENCE

ARIZONA CARDINALS

P.O. Box 888
Phoenix, AZ 85001-0888
(602) 379-0101
(602) 379-1821 (FAX)

ATLANTA FALCONS

One Falcon Place
Suwanee, GA 30174
(770) 945-1111
(770) 945-6566 (FAX)

CAROLINA PANTHERS

800 South Mint Street
Charlotte, NC 28202
(704) 358-7000
(704) 358-8803 (FAX)

CHICAGO BEARS

Halas Hall
250 North Washington Road
Lake Forest, IL 60045
(847) 295-6600
(847) 295-5238 (FAX)

DALLAS COWBOYS

One Cowboys Parkway
Irving, TX 75063-4999
(972) 556-9900
(972) 556-9970 (FAX)

DETROIT LIONS

1200 Featherstone Road
Pontiac, MI 48342
(810) 335-4131
(810) 335-0764 (FAX)

GREEN BAY PACKERS

1265 Lombardi Avenue
Green Bay, WI 54304
(414) 496-5700
(414) 496-5712 (FAX)

ST. LOUIS RAMS

1 Rams Way
St. Louis, MO 63045
(314) 982-7267
(314) 770-9261 (FAX)

MINNESOTA VIKINGS

9520 Viking Drive
Eden Prairie, MN 55344
(612) 828-6500
(612) 828-6540 (FAX)

NEW ORLEANS SAINTS

5800 Airline Highway
Metairie, LA 70003
(504) 733-0255
(504) 731-1888 (FAX)

NEW YORK GIANTS

Giants Stadium
East Rutherford, NJ 07073
(201) 935-8111
(201) 935-8493 (FAX)

PHILADELPHIA EAGLES

Veterans Stadium
3501 S. Broad Street
Philadelphia, PA 19148
(215) 463-2500
(215) 339-5464 (FAX)

SAN FRANCISCO 49ERS

4949 Centennial Boulevard
Santa Clara, CA 95054-1229
(408) 562-4949
(408) 727-2760 (FAX)

TAMPA BAY BUCCANEERS

One Buccaneer Place
Tampa, FL 33607
(813) 870-2700
(813) 878-0813 (FAX)

WASHINGTON REDSKINS

P.O. Box 17247
Dulles International Airport
Washington, D.C. 20041
(703) 478-8900
(703) 729-7605 (FAX)



1997 NEW ENGLAND PATRIOTS

1997 AFC TEAM-BY-TEAM SCHEDULES

All Times Local

BALTIMORE RAVENS

Aug. 31	JACKSONVILLE	4:00
Sep. 7	CINCINNATI	1:00
Sep. 14	at NY Giants	1:00
Sep. 21	at Houston	Noon
Sep. 28	at San Diego	1:00
Oct. 5	PITTSBURGH	1:00
Oct. 12	OPEN DATE	
Oct. 19	MIAMI	4:00
Oct. 26	at Washington	1:00
Nov. 2	at NY Jets	1:00
Nov. 9	at Pittsburgh	8:00
Nov. 16	PHILADELPHIA	1:00
Nov. 23	ARIZONA	1:00
Nov. 30	at Jacksonville	1:00
Dec. 7	SEATTLE	1:00
Dec. 14	HOUSTON	1:00
Dec. 21	at Cincinnati	1:00

BUFFALO BILLS

Aug. 31	MINNESOTA	1:00
Sep. 7	at NY Jets	1:00
Sep. 14	at Kansas City	Noon
Sep. 21	INDIANAPOLIS	4:00
Sep. 28	OPEN DATE	
Oct. 5	DETROIT	1:00
Oct. 12	at New England	1:00
Oct. 20	at Indianapolis	8:00
Oct. 26	DENVER	1:00
Nov. 2	MIAMI	1:00
Nov. 9	NEW ENGLAND	4:00
Nov. 17	at Miami	9:00
Nov. 23	at Houston	Noon
Nov. 30	NY JETS	1:00
Dec. 7	at Chicago	Noon
Dec. 14	JACKSONVILLE	1:00
Dec. 20	at Green Bay	11:30 am

CINCINNATI BENGALS

Aug. 31	ARIZONA	1:00
Sep. 7	at Baltimore	1:00
Sep. 14	OPEN DATE	
Sep. 21	at Denver	2:00
Sep. 28	NY JETS	4:00
Oct. 5	at Jacksonville	1:00
Oct. 12	at Houston	Noon
Oct. 19	PITTSBURGH	4:00
Oct. 26	at NY Giants	1:00
Nov. 2	SAN DIEGO	1:00
Nov. 9	at Indianapolis	1:00
Nov. 16	at Pittsburgh	1:00
Nov. 23	JACKSONVILLE	4:00
Nov. 30	at Philadelphia	1:00
Dec. 4	HOUSTON (Thu)	8:00
Dec. 14	DALLAS	1:00
Dec. 21	BALTIMORE	1:00

DENVER BRONCOS

Aug. 31	KANSAS CITY	2:00
Sep. 7	at Seattle	1:00
Sep. 14	ST. LOUIS	2:00
Sep. 21	CINCINNATI	2:00
Sep. 28	at Atlanta	1:00
Oct. 6	NEW ENGLAND	7:00
Oct. 12	OPEN DATE	
Oct. 19	at Oakland	1:00
Oct. 26	at Buffalo	1:00
Nov. 2	SEATTLE	2:00
Nov. 9	CAROLINA	2:00
Nov. 16	at Kansas City	Noon
Nov. 24	OAKLAND	7:00
Nov. 30	at San Diego	5:00
Dec. 7	at Pittsburgh	1:00
Dec. 15	at San Francisco	6:00
Dec. 21	SAN DIEGO	2:00

HOUSTON OILERS

Aug. 31	OAKLAND	Noon
Sep. 7	at Miami	1:00
Sep. 14	OPEN DATE	
Sep. 21	BALTIMORE	Noon
Sep. 28	at Pittsburgh	1:00
Oct. 5	at Seattle	1:00
Oct. 12	CINCINNATI	Noon
Oct. 19	WASHINGTON	Noon
Oct. 26	at Arizona	2:00
Nov. 2	JACKSONVILLE	3:00
Nov. 9	NY GIANTS	3:00
Nov. 16	at Jacksonville	1:00
Nov. 23	BUFFALO	Noon
Nov. 27	at Dallas	3:00
Dec. 4	at Cincinnati	8:00
Dec. 14	at Baltimore	1:00
Dec. 21	PITTSBURGH	Noon

INDIANAPOLIS COLTS

Aug. 31	at Miami	1:00
Sep. 7	NEW ENGLAND	Noon
Sep. 14	SEATTLE	3:00
Sep. 21	at Buffalo	4:00
Sep. 28	OPEN DATE	
Oct. 5	NY JETS	3:00
Oct. 12	at Pittsburgh	8:00
Oct. 20	BUFFALO	8:00
Oct. 26	at San Diego	1:00
Nov. 2	TAMPA BAY	1:00
Nov. 9	CINCINNATI	1:00
Nov. 16	GREEN BAY	1:00
Nov. 23	at Detroit	1:00
Nov. 30	at New England	1:00
Dec. 7	at NY Jets	4:00
Dec. 14	MIAMI	1:00
Dec. 21	at Minnesota	Noon

JACKSONVILLE JAGUARS

Aug. 31	at Baltimore	4:00
Sep. 7	NY GIANTS	4:00
Sep. 14	OPEN DATE	
Sep. 22	PITTSBURGH	9:00
Sep. 28	at Washington	1:00
Oct. 5	CINCINNATI	1:00
Oct. 12	PHILADELPHIA	1:00
Oct. 19	at Dallas	Noon
Oct. 26	at Pittsburgh	4:00
Nov. 2	at Houston	3:00
Nov. 9	KANSAS CITY	1:00
Nov. 16	HOUSTON	1:00
Nov. 23	at Cincinnati	4:00
Nov. 30	BALTIMORE	1:00
Dec. 7	NEW ENGLAND	1:00
Dec. 14	at Buffalo	1:00
Dec. 21	at Oakland	1:00

KANSAS CITY CHIEFS

Aug. 31	at Denver	2:00
Sep. 8	at Oakland	6:00
Sep. 14	BUFFALO	Noon
Sep. 21	at Carolina	1:00
Sep. 28	SEATTLE	3:00
Oct. 5	at Miami	1:00
Oct. 12	OPEN DATE	
Oct. 16	SAN DIEGO	7:00
Oct. 26	at St. Louis	Noon
Nov. 3	PITTSBURGH	8:00
Nov. 9	at Jacksonville	1:00
Nov. 16	DENVER	Noon
Nov. 23	at Seattle	1:00
Nov. 30	SAN FRAN	Noon
Dec. 7	OAKLAND	Noon
Dec. 14	at San Diego	1:00
Dec. 21	NEW ORLEANS	Noon

MIAMI DOLPHINS

Aug. 31	INDIANAPOLIS	1:00
Sep. 7	HOUSTON	1:00
Sep. 14	at Green Bay	Noon
Sep. 21	at Tampa Bay	8:00
Sep. 28	OPEN DATE	
Oct. 5	KANSAS CITY	1:00
Oct. 12	at NY Jets	1:00
Oct. 19	at Baltimore	4:00
Oct. 26	CHICAGO	4:00
Nov. 2	at Buffalo	1:00
Nov. 9	NY JETS	1:00
Nov. 17	BUFFALO	9:00
Nov. 23	at New England	1:00
Nov. 30	at Oakland	1:00
Dec. 7	DETROIT	8:00
Dec. 14	at Indianapolis	1:00
Dec. 22	NEW ENGLAND	9:00

NEW ENGLAND PATRIOTS

Aug. 31	SAN DIEGO	1:00
Sep. 7	at Indianapolis	Noon
Sep. 14	NY JETS	8:00
Sep. 21	CHICAGO	1:00
Sep. 28	OPEN DATE	
Oct. 6	at Denver	7:00
Oct. 12	BUFFALO	1:00
Oct. 19	at NY Jets	1:00
Oct. 27	GREEN BAY	9:00
Nov. 2	at Minnesota	Noon
Nov. 9	at Buffalo	4:00
Nov. 16	at Tampa Bay	1:00
Nov. 23	MIAMI	1:00
Nov. 30	INDIANAPOLIS	1:00
Dec. 7	at Jacksonville	1:00
Dec. 13	PITTSBURGH	4:00
Dec. 22	at Miami	9:00

NEW YORK JETS

Aug. 31	at Seattle	1:00
Sep. 7	BUFFALO	1:00
Sep. 14	at New England	8:00
Sep. 21	OAKLAND	1:00
Sep. 28	at Cincinnati	4:00
Oct. 5	at Indianapolis	3:00
Oct. 12	MIAMI	1:00
Oct. 19	NEW ENGLAND	1:00
Oct. 26	OPEN DATE	
Nov. 2	BALTIMORE	1:00
Nov. 9	at Miami	1:00
Nov. 16	at Chicago	3:00
Nov. 23	MINNESOTA	1:00
Nov. 30	at Buffalo	1:00
Dec. 7	INDIANAPOLIS	4:00
Dec. 14	TAMPA BAY	1:00
Dec. 21	at Detroit	4:00

OAKLAND RAIDERS

Aug. 31	at Houston	Noon
Sep. 8	KANSAS CITY	6:00
Sep. 14	at Atlanta	1:00
Sep. 21	at NY Jets	1:00
Sep. 28	ST. LOUIS	1:00
Oct. 5	SAN DIEGO	1:00
Oct. 12	OPEN DATE	
Oct. 19	DENVER	1:00
Oct. 26	at Seattle	1:00
Nov. 2	at Carolina	1:00
Nov. 9	NEW ORLEANS	1:00
Nov. 16	at San Diego	5:00
Nov. 24	at Denver	7:00
Nov. 30	MIAMI	1:00
Dec. 7	at Kansas City	Noon
Dec. 14	SEATTLE	1:00
Dec. 21	JACKSONVILLE	1:00

PITTSBURGH STEELERS

Aug. 31	DALLAS	1:00
Sep. 7	WASHINGTON	1:00
Sep. 14	OPEN DATE	
Sep. 22	at Jacksonville	9:00
Sep. 28	HOUSTON	1:00
Oct. 5	at Baltimore	1:00
Oct. 12	INDIANAPOLIS	8:00
Oct. 19	at Cincinnati	4:00
Oct. 26	JACKSONVILLE	4:00
Nov. 3	at Kansas City	8:00
Nov. 9	BALTIMORE	8:00
Nov. 16	CINCINNATI	1:00
Nov. 23	at Philadelphia	1:00
Nov. 30	at Arizona	2:00
Dec. 7	DENVER	1:00
Dec. 13	at New England	4:00
Dec. 21	at Houston	Noon

SAN DIEGO CHARGERS

Aug. 31	at New England	1:00
Sep. 7	at New Orleans	Noon
Sep. 14	CAROLINA	1:00
Sep. 21	at Seattle	1:00
Sep. 28	BALTIMORE	1:00
Oct. 5	at Oakland	1:00
Oct. 12	OPEN DATE	
Oct. 16	at Kansas City	7:00
Oct. 26	INDIANAPOLIS	1:00
Nov. 2	at Cincinnati	1:00
Nov. 9	SEATTLE	1:00
Nov. 16	OAKLAND	5:00
Nov. 23	at San Francisco	1:00
Nov. 30	DENVER	5:00
Dec. 7	ATLANTA	1:00
Dec. 14	KANSAS CITY	1:00
Dec. 21	at Denver	2:00

SEATTLE SEAHAWKS

Aug. 31	NY JETS	1:00
Sep. 7	DENVER	1:00
Sep. 14	at Indianapolis	3:00
Sep. 21	SAN DIEGO	1:00
Sep. 28	at Kansas City	3:00
Oct. 5	HOUSTON	1:00
Oct. 12	OPEN DATE	
Oct. 19	at St. Louis	Noon
Oct. 26	OAKLAND	1:00
Nov. 2	at Denver	2:00
Nov. 9	at San Diego	1:00
Nov. 16	at New Orleans	Noon
Nov. 23	KANSAS CITY	1:00
Nov. 30	ATLANTA	1:00
Dec. 7	at Baltimore	1:00
Dec. 14	at Oakland	1:00
Dec. 21	SAN FRAN	5:00



1997 NFC TEAM-BY-TEAM SCHEDULES

All Times Local

ARIZONA CARDINALS

Aug. 31	at Cincinnati	1:00
Sep. 7	DALLAS	5:00
Sep. 14	at Washington	1:00
Sep. 21	OPEN DATE	
Sep. 28	at Tampa Bay	1:00
Oct. 5	MINNESOTA	1:00
Oct. 12	NY GIANTS	1:00
Oct. 19	at Philadelphia	1:00
Oct. 26	HOUSTON	2:00
Nov. 2	PHILADELPHIA	2:00
Nov. 9	at Dallas	Noon
Nov. 16	at NY Giants	1:00
Nov. 23	at Baltimore	1:00
Nov. 30	PITTSBURGH	2:00
Dec. 7	WASHINGTON	2:00
Dec. 14	at New Orleans	3:00
Dec. 21	ATLANTA	2:00

ATLANTA FALCONS

Aug. 31	at Detroit	1:00
Sep. 7	CAROLINA	1:00
Sep. 14	OAKLAND	1:00
Sep. 21	at San Francisco	1:00
Sep. 28	DENVER	1:00
Oct. 5	OPEN DATE	
Oct. 12	at New Orleans	Noon
Oct. 19	SAN FRAN	1:00
Oct. 26	at Carolina	8:00
Nov. 2	ST. LOUIS	1:00
Nov. 9	TAMPA BAY	1:00
Nov. 16	at St. Louis	Noon
Nov. 23	NEW ORLEANS	1:00
Nov. 30	at Seattle	1:00
Dec. 7	at San Diego	1:00
Dec. 14	PHILADELPHIA	1:00
Dec. 21	at Arizona	2:00

CAROLINA PANTHERS

Aug. 31	WASHINGTON	8:00
Sep. 7	at Atlanta	1:00
Sep. 14	at San Diego	1:00
Sep. 21	KANSAS CITY	1:00
Sep. 29	SAN FRAN	9:00
Oct. 5	OPEN DATE	
Oct. 12	at Minnesota	3:00
Oct. 19	at New Orleans	Noon
Oct. 26	ATLANTA	8:00
Nov. 2	OAKLAND	1:00
Nov. 9	at Denver	2:00
Nov. 16	at San Francisco	1:00
Nov. 23	at St. Louis	3:00
Nov. 30	NEW ORLEANS	1:00
Dec. 8	at Dallas	8:00
Dec. 14	GREEN BAY	4:00
Dec. 20	ST. LOUIS	4:00

CHICAGO BEARS

Sep. 1	at Green Bay	8:00
Sep. 7	MINNESOTA	Noon
Sep. 14	DETROIT	Noon
Sep. 21	at New England	1:00
Sep. 28	at Dallas	3:00
Oct. 5	NEW ORLEANS	7:00
Oct. 12	GREEN BAY	Noon
Oct. 19	OPEN DATE	
Oct. 26	at Miami	4:00
Nov. 2	WASHINGTON	Noon
Nov. 9	at Minnesota	Noon
Nov. 16	NY JETS	3:00
Nov. 23	TAMPA BAY	Noon
Nov. 27	at Detroit (Thu.)	12:30
Dec. 7	BUFFALO	Noon
Dec. 14	at St. Louis	7:00
Dec. 21	at Tampa Bay	1:00

DALLAS COWBOYS

Aug. 31	at Pittsburgh	1:00
Sep. 7	at Arizona	5:00
Sep. 15	PHILADELPHIA	8:00
Sep. 21	OPEN DATE	
Sep. 28	CHICAGO	3:00
Oct. 5	at NY Giants	1:00
Oct. 13	at Washington	9:00
Oct. 19	JACKSONVILLE	Noon
Oct. 26	at Philadelphia	1:00
Nov. 2	at San Francisco	1:00
Nov. 9	ARIZONA	Noon
Nov. 16	WASHINGTON	Noon
Nov. 23	at Green Bay	Noon
Nov. 27	HOUSTON	3:00
Dec. 8	CAROLINA	8:00
Dec. 14	at Cincinnati	1:00
Dec. 21	NY GIANTS	Noon

DETROIT LIONS

Aug. 31	ATLANTA	1:00
Sep. 7	TAMPA BAY	1:00
Sep. 14	at Chicago	Noon
Sep. 21	at New Orleans	Noon
Sep. 28	GREEN BAY	1:00
Oct. 5	at Buffalo	1:00
Oct. 12	at Tampa Bay	1:00
Oct. 19	NY GIANTS	4:00
Oct. 26	OPEN DATE	
Nov. 2	at Green Bay	7:00
Nov. 9	at Washington	1:00
Nov. 16	MINNESOTA	1:00
Nov. 23	INDIANAPOLIS	1:00
Nov. 27	CHICAGO	12:30
Dec. 7	at Miami	8:00
Dec. 14	at Minnesota	Noon
Dec. 21	NY JETS	4:00

GREEN BAY PACKERS

Sep. 1	CHICAGO	8:00
Sep. 7	at Philadelphia	4:00
Sep. 14	MIAMI	Noon
Sep. 21	MINNESOTA	Noon
Sep. 28	at Detroit	1:00
Oct. 5	TAMPA BAY	Noon
Oct. 12	at Chicago	Noon
Oct. 19	OPEN DATE	
Oct. 27	at New England	9:00
Nov. 2	DETROIT	7:00
Nov. 9	ST. LOUIS	Noon
Nov. 16	at Indianapolis	1:00
Nov. 23	DALLAS	Noon
Dec. 1	at Minnesota	8:00
Dec. 7	at Tampa Bay	1:00
Dec. 14	at Carolina	4:00
Dec. 20	BUFFALO	11:30 am

MINNESOTA VIKINGS

Aug. 31	at Buffalo	1:00
Sep. 7	at Chicago	Noon
Sep. 14	TAMPA BAY	Noon
Sep. 21	at Green Bay	Noon
Sep. 28	PHILADELPHIA	7:00
Oct. 5	at Arizona	1:00
Oct. 12	CAROLINA	3:00
Oct. 19	OPEN DATE	
Oct. 26	at Tampa Bay	1:00
Nov. 2	NEW ENGLAND	Noon
Nov. 9	CHICAGO	Noon
Nov. 16	at Detroit	1:00
Nov. 23	at NY Jets	1:00
Dec. 1	GREEN BAY	8:00
Dec. 7	at San Francisco	1:00
Dec. 14	DETROIT	Noon
Dec. 21	INDIANAPOLIS	Noon

NEW ORLEANS SAINTS

Aug. 31	at St. Louis	Noon
Sep. 7	SAN DIEGO	Noon
Sep. 14	at San Francisco	1:00
Sep. 21	DETROIT	Noon
Sep. 28	at NY Giants	1:00
Oct. 5	at Chicago	7:00
Oct. 12	ATLANTA	Noon
Oct. 19	CAROLINA	Noon
Oct. 26	SAN FRAN	Noon
Nov. 2	OPEN DATE	
Nov. 9	at Oakland	1:00
Nov. 16	SEATTLE	Noon
Nov. 23	at Atlanta	1:00
Nov. 30	at Carolina	1:00
Dec. 7	ST. LOUIS	Noon
Dec. 14	ARIZONA	3:00
Dec. 21	at Kansas City	Noon

NEW YORK GIANTS

Aug. 31	PHILADELPHIA	1:00
Sep. 7	at Jacksonville	4:00
Sep. 14	BALTIMORE	1:00
Sep. 21	at St. Louis	3:00
Sep. 28	NEW ORLEANS	1:00
Oct. 5	DALLAS	1:00
Oct. 12	at Arizona	1:00
Oct. 19	at Detroit	4:00
Oct. 26	CINCINNATI	1:00
Nov. 2	OPEN DATE	
Nov. 9	at Houston	3:00
Nov. 16	ARIZONA	1:00
Nov. 23	at Washington	8:00
Nov. 30	TAMPA BAY	4:00
Dec. 7	at Philadelphia	1:00
Dec. 13	WASHINGTON	12:30
Dec. 21	at Dallas	Noon

PHILADELPHIA EAGLES

Aug. 31	at NY Giants	1:00
Sep. 7	GREEN BAY	4:00
Sep. 15	at Dallas	8:00
Sep. 21	OPEN DATE	
Sep. 28	at Minnesota	7:00
Oct. 5	WASHINGTON	1:00
Oct. 12	at Jacksonville	1:00
Oct. 19	ARIZONA	1:00
Oct. 26	DALLAS	1:00
Nov. 2	at Arizona	2:00
Nov. 10	SAN FRAN	9:00
Nov. 16	at Baltimore	1:00
Nov. 23	PITTSBURGH	1:00
Nov. 30	CINCINNATI	1:00
Dec. 7	NY GIANTS	1:00
Dec. 14	at Atlanta	1:00
Dec. 21	at Washington	1:00

ST. LOUIS RAMS

Aug. 31	NEW ORLEANS	Noon
Sep. 7	SAN FRAN	Noon
Sep. 14	at Denver	2:00
Sep. 21	NY GIANTS	3:00
Sep. 28	at Oakland	1:00
Oct. 5	OPEN DATE	
Oct. 12	at San Francisco	1:00
Oct. 19	SEATTLE	Noon
Oct. 26	KANSAS CITY	Noon
Nov. 2	at Atlanta	1:00
Nov. 9	at Green Bay	Noon
Nov. 16	ATLANTA	Noon
Nov. 23	CAROLINA	3:00
Nov. 30	at Washington	1:00
Dec. 7	at New Orleans	Noon
Dec. 14	CHICAGO	7:00
Dec. 20	at Carolina	4:00

SAN FRANCISCO 49ERS

Aug. 31	at Tampa Bay	4:00
Sep. 7	at St. Louis	Noon
Sep. 14	NEW ORLEANS	1:00
Sep. 21	ATLANTA	1:00
Sep. 29	at Carolina	9:00
Oct. 5	OPEN DATE	
Oct. 12	ST. LOUIS	1:00
Oct. 19	at Atlanta	1:00
Oct. 26	at New Orleans	Noon
Nov. 2	DALLAS	1:00
Nov. 10	at Philadelphia	9:00
Nov. 16	CAROLINA	1:00
Nov. 23	SAN DIEGO	1:00
Nov. 30	at Kansas City	Noon
Dec. 7	MINNESOTA	1:00
Dec. 15	DENVER	6:00
Dec. 21	at Seattle	5:00

TAMPA BAY BUCCANEERS

Aug. 31	SAN FRAN	4:00
Sep. 7	at Detroit	1:00
Sep. 14	at Minnesota	Noon
Sep. 21	MIAMI	8:00
Sep. 28	ARIZONA	1:00
Oct. 5	at Green Bay	Noon
Oct. 12	DETROIT	1:00
Oct. 19	OPEN DATE	
Oct. 26	MINNESOTA	1:00
Nov. 2	at Indianapolis	1:00
Nov. 9	at Atlanta	1:00
Nov. 16	NEW ENGLAND	1:00
Nov. 23	at Chicago	Noon
Nov. 30	at NY Giants	4:00
Dec. 7	GREEN BAY	1:00
Dec. 14	at NY Jets	1:00
Dec. 21	CHICAGO	1:00

WASHINGTON REDSKINS

Aug. 31	at Carolina	8:00
Sep. 7	at Pittsburgh	1:00
Sep. 14	ARIZONA	1:00
Sep. 21	OPEN DATE	
Sep. 28	JACKSONVILLE	1:00
Oct. 5	at Philadelphia	1:00
Oct. 13	DALLAS	9:00
Oct. 19	at Houston	Noon
Oct. 26	BALTIMORE	1:00
Nov. 2	at Chicago	Noon
Nov. 9	DETROIT	1:00
Nov. 16	at Dallas	Noon
Nov. 23	NY GIANTS	8:00
Nov. 30	ST. LOUIS	1:00
Dec. 7	at Arizona	2:00
Dec. 13	at NY Giants	12:30
Dec. 21	PHILADELPHIA	1:00



1997 NFL SCHEDULE

All Times Eastern

FIRST WEEK

SUNDAY AUGUST 31

Arizona at Cincinnati	1 p.m.
Atlanta at Detroit	1 p.m.
Dallas at Pittsburgh	1 p.m.
Indianapolis at Miami	1 p.m.
Minnesota at Buffalo	1 p.m.
New Orleans at St. Louis	1 p.m.
Oakland at Houston	1 p.m.
Philadelphia at N.Y. Giants	1 p.m.

San Diego at New England1 p.m.

Jacksonville at Baltimore	4 p.m.
Kansas City at Denver	4 p.m.
N.Y. Jets at Seattle	4 p.m.
San Francisco at Tampa Bay	4 p.m.
Washington at Carolina	8 p.m.

MONDAY, SEPTEMBER 1

Chicago at Green Bay	9 p.m.
----------------------	--------

SECOND WEEK

SUNDAY SEPTEMBER 7

Buffalo at N.Y. Jets	1 p.m.
Carolina at Atlanta	1 p.m.
Cincinnati at Baltimore	1 p.m.
Houston at Miami	1 p.m.
Minnesota at Chicago	1 p.m.

New England at Indianapolis.....1 p.m.

San Diego at New Orleans	1 p.m.
San Francisco at St. Louis	1 p.m.
Tampa Bay at Detroit	1 p.m.
Washington at Pittsburgh	1 p.m.
Denver at Seattle	4 p.m.
Green Bay at Philadelphia	4 p.m.
N.Y. Giants at Jacksonville	4 p.m.
Dallas at Arizona	8 p.m.

MONDAY SEPTEMBER 8

Kansas City at Oakland	9 p.m.
------------------------	--------

THIRD WEEK

(Open dates: Cincinnati,Houston,
Jacksonville,Pittsburgh)

SUNDAY SEPTEMBER 14

Arizona at Washington	1 p.m.
Baltimore at N.Y. Giants	1 p.m.
Buffalo at Kansas City	1 p.m.
Detroit at Chicago	1 p.m.
Miami at Green Bay	1 p.m.
Oakland at Atlanta	1 p.m.
Tampa Bay at Minnesota	1 p.m.
Carolina at San Diego	4 p.m.
New Orleans at San Francisco	4 p.m.
St. Louis at Denver	4 p.m.
Seattle at Indianapolis	4 p.m.

N.Y. Jets at New England.....8 p.m.

MONDAY SEPTEMBER 15

Philadelphia at Dallas	9 p.m.
------------------------	--------

FOURTH WEEK

(Open dates: Arizona,Dallas,Philadelphia,
Washington)

SUNDAY SEPTEMBER 21

Baltimore at Houston	1 p.m.
----------------------	--------

Chicago at New England1 p.m.

Detroit at New Orleans	1 p.m.
Kansas City at Carolina	1 p.m.
Minnesota at Green Bay	1 p.m.
Oakland at N.Y. Jets	1 p.m.
Atlanta at San Francisco	4 p.m.
Cincinnati at Denver	4 p.m.
Indianapolis at Buffalo	4 p.m.
N.Y. Giants at St. Louis	4 p.m.
San Diego at Seattle	4 p.m.
Miami at Tampa Bay	8 p.m.

MONDAY SEPTEMBER 22

Pittsburgh at Jacksonville	9 p.m.
----------------------------	--------

FIFTH WEEK

(Open dates: Buffalo, Indianapolis,
Miami, New England)

SUNDAY SEPTEMBER 28

Arizona at Tampa Bay	1 p.m.
Denver at Atlanta	1 p.m.
Green Bay at Detroit	1 p.m.
Houston at Pittsburgh	1 p.m.

Jacksonville at Washington	1 p.m.
----------------------------	--------

New Orleans at N.Y. Giants	1 p.m.
----------------------------	--------

Baltimore at San Diego	4 p.m.
------------------------	--------

Chicago at Dallas	4 p.m.
-------------------	--------

N.Y. Jets at Cincinnati	4 p.m.
-------------------------	--------

St. Louis at Oakland	4 p.m.
----------------------	--------

Seattle at Kansas City	4 p.m.
------------------------	--------

Philadelphia at Minnesota	8 p.m.
---------------------------	--------

MONDAY SEPTEMBER 29

San Francisco at Carolina	9 p.m.
---------------------------	--------

WEEK SIX

(Open dates: Atlanta,Carolina, St. Louis,
San Francisco)

SUNDAY OCTOBER 5

Cincinnati at Jacksonville	1 p.m.
Dallas at N.Y. Giants	1 p.m.
Detroit at Buffalo	1 p.m.
Kansas City at Miami	1 p.m.
Pittsburgh at Baltimore	1 p.m.
Tampa Bay at Green Bay	1 p.m.
Washington at Philadelphia	1 p.m.
Houston at Seattle	4 p.m.
Minnesota at Arizona	4 p.m.
N.Y. Jets at Indianapolis	4 p.m.
San Diego at Oakland	4 p.m.
New Orleans at Chicago	8 p.m.

MONDAY OCTOBER 6

New England at Denver9 p.m.

SEVENTH WEEK

(Open dates: Baltimore, Denver, Kansas
City Oakland, San Diego, Seattle)

SUNDAY OCTOBER 12

Atlanta at New Orleans	1 p.m.
------------------------	--------

Buffalo at New England1 p.m.

Cincinnati at Houston	1 p.m.
Detroit at Tampa Bay	1 p.m.
Green Bay at Chicago	1 p.m.
Miami at N.Y. Jets	1 p.m.
Philadelphia at Jacksonville	1 p.m.
Carolina at Minnesota	4 p.m.
N.Y. Giants at Arizona	4 p.m.
St. Louis at San Francisco	4 p.m.
Indianapolis at Pittsburgh	8 p.m.

MONDAY OCTOBER 13

Dallas at Washington	9 p.m.
----------------------	--------

EIGHTH WEEK

(Open dates: Chicago, Green Bay,
Minnesota, Tampa Bay)

THURSDAY OCTOBER 16

San Diego at Kansas City	8 p.m.
--------------------------	--------

SUNDAY OCTOBER 19

Arizona at Philadelphia	1 p.m.
Carolina at New Orleans	1 p.m.
Jacksonville at Dallas	1 p.m.

New England at N.Y. Jets.....1 p.m.

San Francisco at Atlanta	1 p.m.
Seattle at St. Louis	1 p.m.
Washington at Houston	1 p.m.
Denver at Oakland	4 p.m.
Miami at Baltimore	4 p.m.
N.Y. Giants at Detroit	4 p.m.
Pittsburgh at Cincinnati	4 p.m.

MONDAY OCTOBER 20

Buffalo at Indianapolis	9 p.m.
-------------------------	--------

NINTH WEEK

Open dates: Detroit, N.Y. Jets

SUNDAY OCTOBER 26

Baltimore at Washington	1 p.m.
Cincinnati at N.Y. Giants	1 p.m.
Dallas at Philadelphia	1 p.m.
Denver at Buffalo	1 p.m.
Kansas City at St. Louis	1 p.m.
Minnesota at Tampa Bay	1 p.m.
San Francisco at New Orleans	1 p.m.
Chicago at Miami	4 p.m.
Houston at Arizona	4 p.m.
Indianapolis at San Diego	4 p.m.
Jacksonville at Pittsburgh	4 p.m.
Oakland at Seattle	4 p.m.
Atlanta at Carolina	8 p.m.

**MONDAY OCTOBER 27**

Green Bay at New England9 p.m.

TENTH WEEK

(Open dates: New Orleans, N.Y. Giants)

NOVEMBER 2

Baltimore at N.Y. Jets1 p.m.

Miami at Buffalo1 p.m.

New England at Minnesota1 p.m.

Oakland at Carolina1 p.m.

St. Louis at Atlanta1 p.m.

San Diego at Cincinnati1 p.m.

Tampa Bay at Indianapolis1 p.m.

Washington at Chicago1 p.m.

Dallas at San Francisco4 p.m.

Jacksonville at Houston4 p.m.

Philadelphia at Arizona4 p.m.

Seattle at Denver4 p.m.

Detroit at Green Bay8 p.m.

MONDAY NOVEMBER 3

Pittsburgh at Kansas City9 p.m.

ELEVENTH WEEK**SUNDAY NOVEMBER 9**

Arizona at Dallas1 p.m.

Chicago at Minnesota1 p.m.

Cincinnati at Indianapolis1 p.m.

Detroit at Washington1 p.m.

Kansas City at Jacksonville1 p.m.

N.Y. Jets at Miami1 p.m.

St. Louis at Green Bay1 p.m.

Tampa Bay at Atlanta1 p.m.

Carolina at Denver4 p.m.

New England at Buffalo4 p.m.

New Orleans at Oakland4 p.m.

N.Y. Giants at Houston4 p.m.

Seattle at San Diego4 p.m.

Baltimore at Pittsburgh8 p.m.

MONDAY NOVEMBER 10

San Francisco at Philadelphia9 p.m.

TWELFTH WEEK**SUNDAY NOVEMBER 16**

Arizona at N.Y. Giants1 p.m.

Atlanta at St. Louis1 p.m.

Cincinnati at Pittsburgh1 p.m.

Denver at Kansas City1 p.m.

Green Bay at Indianapolis1 p.m.

Houston at Jacksonville1 p.m.

Minnesota at Detroit1 p.m.

New England at Tampa Bay1 p.m.

Philadelphia at Baltimore1 p.m.

Seattle at New Orleans1 p.m.

Washington at Dallas1 p.m.

Carolina at San Francisco4 p.m.

N.Y. Jets at Chicago4 p.m.

Oakland at San Diego8 p.m.

MONDAY NOVEMBER 17

Buffalo at Miami9 p.m.

THIRTEENTH WEEK**SUNDAY NOVEMBER 23**

Arizona at Baltimore1 p.m.

Buffalo at Houston1 p.m.

Dallas at Green Bay1 p.m.

Indianapolis at Detroit1 p.m.

Miami at New England1 p.m.

Minnesota at N.Y. Jets1 p.m.

New Orleans at Atlanta1 p.m.

Pittsburgh at Philadelphia1 p.m.

Tampa Bay at Chicago1 p.m.

Carolina at St. Louis4 p.m.

Jacksonville at Cincinnati4 p.m.

Kansas City at Seattle4 p.m.

San Diego at San Francisco4 p.m.

N.Y. Giants at Washington8 p.m.

MONDAY NOVEMBER 24

Oakland at Denver9 p.m.

FOURTEENTH WEEK**THURSDAY NOVEMBER 27**

Chicago at Detroit12:30 p.m.

Houston at Dallas4 p.m.

SUNDAY NOVEMBER 30

Baltimore at Jacksonville1 p.m.

Cincinnati at Philadelphia1 p.m.

Indianapolis at New England1 p.m.

New Orleans at Carolina1 p.m.

N.Y. Jets at Buffalo1 p.m.

St. Louis at Washington1 p.m.

San Francisco at Kansas City1 p.m.

Atlanta at Seattle4 p.m.

Miami at Oakland4 p.m.

Pittsburgh at Arizona4 p.m.

Tampa Bay at N.Y. Giants4 p.m.

Denver at San Diego8 p.m.

MONDAY DECEMBER 1

Green Bay at Minnesota9 p.m.

FIFTEENTH WEEK**THURSDAY DECEMBER 4**

Houston at Cincinnati8 p.m.

SUNDAY DECEMBER 7

Buffalo at Chicago1 p.m.

Denver at Pittsburgh1 p.m.

Green Bay at Tampa Bay1 p.m.

New England at Jacksonville1 p.m.

N.Y. Giants at Philadelphia1 p.m.

Oakland at Kansas City1 p.m.

St. Louis at New Orleans1 p.m.

Seattle at Baltimore1 p.m.

Atlanta at San Diego4 p.m.

Indianapolis at N.Y. Jets4 p.m.

Minnesota at San Francisco4 p.m.

Washington at Arizona4 p.m.

Detroit at Miami8 p.m.

MONDAY DECEMBER 8

Carolina at Dallas9 p.m.

SIXTEEN WEEK**SATURDAY DECEMBER 13**

Washington at N.Y. Giants12:30 p.m.

Pittsburgh at New England4 p.m.**SUNDAY DECEMBER 14**

Dallas at Cincinnati1 p.m.

Detroit at Minnesota1 p.m.

Houston at Baltimore1 p.m.

Jacksonville at Buffalo1 p.m.

Miami at Indianapolis1 p.m.

Philadelphia at Atlanta1 p.m.

Tampa Bay at N.Y. Jets1 p.m.

Arizona at New Orleans4 p.m.

Green Bay at Carolina4 p.m.

Kansas City at San Diego4 p.m.

Seattle at Oakland4 p.m.

Chicago at St. Louis8 p.m.

MONDAY DECEMBER 15

Denver at San Francisco9 p.m.

SEVENTEENTH WEEK**SATURDAY DECEMBER 20**

Buffalo at Green Bay12:30 p.m.

St. Louis at Carolina4 p.m.

SUNDAY DECEMBER 21

Baltimore at Cincinnati1 p.m.

Chicago at Tampa Bay1 p.m.

Indianapolis at Minnesota1 p.m.

New Orleans at Kansas City1 p.m.

N.Y. Giants at Dallas1 p.m.

Philadelphia at Washington1 p.m.

Pittsburgh at Houston1 p.m.

Atlanta at Arizona4 p.m.

Jacksonville at Oakland4 p.m.

N.Y. Jets at Detroit4 p.m.

San Diego at Denver4 p.m.

San Francisco at Seattle8 p.m.

MONDAY DECEMBER 22**New England at Miami9 p.m.****1996 POSTSEASON SCHEDULE****Saturday December 27-AFC and NFC**

Wild-card games

Sunday December 28-AFC and NFC

Wild-card games

Saturday January 3-AFC and NFC

Divisional Playoffs

Sunday January 4-AFC and NFC

Divisional Playoffs

Sunday January 11-AFC and NFC championship games**Sunday January 25 Super Bowl XXXII**

Jack Murphy Stadium San Diego

Sunday February 1

AFC-NFC Pro Bowl Honolulu

**STAY TUNED**

After appearing in Super Bowl XXXI, the popularity of the New England Patriots is at an all-time high, not only regionally but nationally. Patriots fans can anticipate wide-spread coverage throughout New England. For the third consecutive year, Boston's WCVB (ABC affiliate) will play a big part in the broadcast coverage of the team. They will begin by airing two of the four preseason games and will also televise the Patriots three appearances on Monday Night Football. In addition, they will continue to televise the Patriots' weekly magazine show "Patriots Preview" on Saturdays throughout the season. Below are just a couple of the Patriots programs fans can anticipate in 1997. Stay tuned for more

PATRIOTS 5TH QUARTER

Immediately after the game, tune into the popular "Patriots Fifth Quarter," featuring live coverage of the postgame press conferences with Head Coach Pete Carroll and quarterback Drew Bledsoe. It's a complete wrap-up with highlights and player interviews. This year, the show will air following each of the Patriots' preseason games and following nine of the regular season games. Be sure to check your local listings.

**PATRIOTS PREVIEW - HOSTED BY MIKE LYNCH
SATURDAY'S AT 7:30 P.M.**

Scout the Patriots' weekly opponents on "Patriots Preview," hosted by Mike Lynch. Previews, reviews, features, analysis and more. "Patriots Preview" can be seen in Boston on WCVB Channel 5, from Aug. 30 to Dec. 20. The show will air on Saturday at 7:30 pm and will be rebroadcast Sunday mornings at 12:30 am. In Providence, it can be seen on WJAR Channel 10, Sundays at 11:30 am. For other New England markets, be sure to check your local listings. The show will feature an exclusive one-on-one interview with Pete Carroll and weekly guests, including star Patriots players.

PATRIOTS POOL REPORTERS

Veteran beat reporters Dick Cerasuolo of the *Worcester Telegram & Gazette* and Ron Hobson of the *Quincy Patriot Ledger* will again serve as the Patriots' pool reporters for the upcoming season. In the event that there is the need to get comments from a game official after a game, a pool reporter will be allowed access to ask questions and record comments. The comments will then be distributed by the Pool Reporter to all other media. Cerasuolo and Hobson each sit in the first row of the Patriots press box on game days.



Dick Cerasuolo
**Worcester Telegram &
Gazette**



Ron Hobson
Quincy Patriot Ledger



READ ALL ABOUT IT!

Patriots Football Weekly

THE OFFICIAL NEWSPAPER OF THE NEW ENGLAND PATRIOTS

Patriots fans can follow the team all year long with a subscription to *Patriots Football Weekly* – the official newspaper of the New England Patriots. The full-color newspaper is published weekly throughout the season and monthly during the offseason. It is the only full-color publication of its kind and provides its readers with exclusive insight to the New England Patriots. Each issue of *Patriots Football Weekly* is loaded with news, previews and reviews. Readers will enjoy weekly columns written by head coach Pete Carroll (Carroll's Corner), *USA Today's* Larry Weisman and the *Buffalo News's* Vic Carucci in addition to the behind-the-scenes information made available only to *PFW* readers. To subscribe to *Patriots Football Weekly*, call **1-800-494-PATS**.

NEW for the 1997 season Pats fans can now get the *Patriots Football Weekly* online - the electronic version of every Patriots fan's favorite newspaper. The page is located on the internet at:

www.pfwonline.com

PFWonline will provide fans with everything they have come to expect from the newspaper, with faster delivery.

JUST THE FAX

PATRIOTS FAX ON DEMAND

The Patriots weekly release is now available 24-hours a day through the Fax On Demand fax retrieval system. Simply call **(770) 399-3066** from your fax machine. Enter the NFL pass code **(7575)** followed by the pound key (#). The automated message will then ask for you to enter your request number (four digit extensions listed below), followed by the pound key (#). The Patriots' four digit extensions are listed below.

- 1901** - Weekly Press Release
- 1902** - Alpha and Numerical Rosters
- 1903** - Offensive and Defensive Statistics
- 1904** - 1997 Schedule



For a complete menu of items, press 2 followed by # when asked for a request number.



THERE'S NO PLACE LIKE HOME!!!



PATRIOTS ON THE INTERNET

www.patriots.com

Fans are finding that there's no place like the Patriots' home page! For the third consecutive season, fans worldwide can retrieve the latest Patriots information via the World Wide Web. While visiting, fans will have access to the latest news, views and previews of upcoming games. Simply stop at www.patriots.com and you will be treated to the following:

- HEAR Pete Carroll's daily press conferences.
- HEAR Drew Bledsoe's comments following each game.
- BREAKDOWN each game with in-depth previews and reviews.
- EXAMINE the game-breaking plays each week.
- VIEW pictures from each game and every practice.
- PERUSE the Patriots' weekly press releases.
- EXPRESS your opinion on matters regarding the Pats.
- PURCHASE Patriots merchandise via our on-line Pro Shop.
- CHECK out the Patriots' Cheerleader of the Week.
- TEST your knowledge of Patriots trivia.

For web site development, contact Online Evirons, Inc. at

(617) 225-0449 or www.environs.com.

NFL ON THE INTERNET

www.nfl.com

For an in depth look at the other 29 teams in the NFL, the latest news about the National Football League or scoring updates on Sunday's during the 1997 season, just type in www.nfl.com.

NEW for the 1997 season, the NFL will offer:

www.nflmedia.com

This site will be for the media and will include all NFL and team releases plus much more.

[illegible]



1997 TEAM TRAVEL & HOTEL INFORMATION

(All Times Eastern)

GREEN BAY PACKERS

Thursday, July 31 • 8 p.m.
Arrive Wednesday July 30
Paper Valley Hotel
333 West College Ave.
Appleton, WI 54911
Tel: (800) 242-3499
Fax: (414) 733-9220

MINNESOTA VIKINGS

Sunday, November 2 • 1 p.m.
Arrive Saturday November 1
Marriott City Center
30 South Seventh St.
Minneapolis, MN 55402
Tel: (612) 349-4000
Fax: (612) 332-7165

PHILADELPHIA EAGLES

Thursday, August 21 • 8 p.m.
Arrive Friday August 20
Airport Hilton
4509 Island Ave.
Philadelphia, PA 19153
Tel: (215) 365-4150
Fax: (215) 365-3002

BUFFALO BILLS

Sunday, November 9 • 4 p.m.
Arrive Saturday November 8
Buffalo Hilton
120 Church Street
Buffalo, NY 14202
Tel: (716) 845-5100
Fax: (716) 845-5377

INDIANAPOLIS COLTS

Sunday September 7 • 1 p.m.
Arrive Saturday September 6
Omni Severin Hotel
40 West Jackson Place
Indianapolis, IN 46225
Tel: (317) 634-6664
Fax: (317) 767-0003

TAMPA BAY BUCCANEERS

Sunday November 16 • 1 p.m.
Arrive Saturday November 15
Tampa Airport Hilton
2225 North Lois Ave.
Tampa, FL 33607
Tel: (813) 877-6688
Fax: (813) 879-3264

DENVER BRONCOS

Monday, October 6 • 9 p.m.
Arrive Sunday October 5
Marriott Southeast
6363 East Hampden Ave.
Denver, CO 80222
Tel: (303) 758-7000
Fax: (303) 691-3418

JACKSONVILLE JAGUARS

Sunday, December 7 • 1:00 p.m.
Arrive Saturday, December 6
Jacksonville Marriott
4670 Salisbury Rd.
Jacksonville, FL 32256
Tel: (904) 296-2222
Fax: (904) 296-7561

NEW YORK JETS


Sunday October 19 • 1 p.m.
Arrive Saturday November 9
Newark Airport Marriott
Newark International Airport
Newark, NJ 07114
Tel: (201) 623-0006
Fax: (201) 623-7618

MIAMI DOLPHINS

Monday, December 22 • 9 p.m.
Arrive Sunday December 21
Ft. Lauderdale Airport Hilton
1870 Griffin Road
Dania, FL 33004
Tel: (954) 920-3300
Fax: (954) 920-3348



**Authentic
Sideline
Supplier
to the
New England
Patriots**



*Like You've Never
Heard Them Before*

The Patriots Rock Network

≡ (IN STEREO) ≡

WBCN
104.1 FM