




NEW ENGLAND PATRIOTS 1999 MEDIA GUIDE



40 YEARS OF PATRIOTS FOOTBALL



MEDIA INFORMATION

The 1999 New England Patriots media guide has been prepared to assist all members of the media in their coverage of the Patriots during the 1999 season. Should you require additional information, further assistance or wish to arrange an interview, please contact a member of the Patriots media relations staff — Stacey James, or Anthony Moretti.

NEW ENGLAND PATRIOTS MEDIA RELATIONS CONTACTS

Foxboro Stadium • 60 Washington Street • Foxboro, Mass. 02035
Phone: (508) 543-8200 • PR Fax: (508) 543-9053

	Office Phone	Home Phone
Stacey James	(508) 384-9105	(401) 453-8212
Anthony Moretti.....	(508) 384-9111	(617) 254-2504
Don Lowery	(508) 384-9104	(617) 536-7071
Tracey Goulet.....	(508) 384-9124	(508) 285-6444

PATRIOTS 1999 SCHEDULE

Preseason

Day	Date	Opponent	Eastern Time	Network	Local Affiliate
Friday	Aug. 13	Washington Redskins	7:30 p.m.		WCVB
Saturday	Aug. 21	Dallas Cowboys	8:20 p.m.	ESPN	WCVB
Saturday	Aug. 28	at Tampa Bay Buccaneers	8:00 p.m.		WCVB
Thursday	Sept. 2	at Carolina Panthers	8:00 p.m.		WCVB

Regular Season

Day	Date	Opponent	Eastern Time	Network	Local Affiliate
Sunday	Sept. 12	at New York Jets	1:00 p.m.	CBS	WBZ
Sunday	Sept. 19	Indianapolis Colts	1:00 p.m.	CBS	WBZ
Sunday	Sept. 26	New York Giants	8:20 p.m.	ESPN	WCVB
Sunday	Oct. 3	at Cleveland Browns	1:00 p.m.	CBS	WBZ
Sunday	Oct. 10	at Kansas City Chiefs	1:00 p.m.	CBS	WBZ
Sunday	Oct. 17	Miami Dolphins	1:00 p.m.	CBS	WBZ
Sunday	Oct. 24	Denver Broncos	1:00 p.m.	CBS	WBZ
Sunday	Oct. 31	at Arizona Cardinals	4:00 p.m.	CBS	WBZ
	Nov. 7	Bye			
Monday	Nov. 15	New York Jets	9:00 p.m.	ABC	WCVB
Sunday	Nov. 21	at Miami Dolphins	1:00 p.m.	CBS	WBZ
Sunday	Nov. 28	at Buffalo Bills	1:00 p.m.	CBS	WBZ
Sunday	Dec. 5	Dallas Cowboys	8:20 p.m.	ESPN	WCVB
Sunday	Dec. 12	at Indianapolis Colts	1:00 p.m.	CBS	WBZ
Sunday	Dec. 19	at Philadelphia Eagles	1:00 p.m.	CBS	WBZ
Sunday	Dec. 26	Buffalo Bills	1:00 p.m.	CBS	WBZ
Sunday	Jan. 2	Baltimore Ravens	1:00 p.m.	CBS	WBZ

BOLD indicates nationally televised games



MEDIA GUIDE INDEX

100 Games-Played	407	Hall of Fame	288
100-Yard Receivers	397	Historical Highlights	294
100-Yard Receivers (opponent)	401	How the Patriots Were Built	244
100-Yard Rushers	396	Internet	468
100-Yard Rushers (opponent)	400	Last Time It Happened	268
300-Yard Passers	398	Last Time Playoffs	430
300-Yard Passers (opponent)	399	Longest Plays	393
1998 Year In Review	245	Monday Night Football	344
Final Defensive Statistics	250	Medical Glossary	466
Final Offensive Statistics	247	NFL Directory	464
Game-by-Game Statistics	252	NFL Schedule	462
Game-by-Game Review	271	Overtime Games	342
Honors and Awards	262	Patriots Cheerleaders	450
NFL Standings	246	Playoffs	427
Organizational Movements	266	Game-by-Game	435
Participation Chart	264	Tie Breaking Formula	429
Playoff Statistics	249	Records	431
Starters	265	Pool Reporters	456
All-Time Results	335	Preseason Television	454
Preseason	336	Pro Bowl Selections	293
Regular Season	346	Pronunciation Guide	4
Series	339	Radio Broadcast Network	455
Anniversary Teams	292	Records	
Attendance Figures by Year	345	Consecutive	395
Largest Crowds	338	Individual	407
Biographies		Longest Plays	393
Football Staff	15	Playoffs	431
Draft Choices	213	Sacks	405
Executive Bios	5	Team	417
Rookie & First-Year Free Agents	226	Record When	263
Index	4	Rosters	240
Veteran Players	47	1998 Alphabetical	242
Bryant College	457	1998 Numerical	240
Calendar (Important Dates)	2	All-Time	303
Coaches All-Time Roster	333	Staff Directory	13
Coaches All-Time Records	334	Trades	325
Contract Status	239	Training Camp	457
Draft (All-Time)	315	Year-by-Year Leaders	403
Foxboro Stadium	458		
Directions to	458		
Free Agent Signings (all-time)	331		
Future Super Bowl Sites	3		

1999 PATRIOTS MEDIA GUIDE CREDITS

This media guide includes a compilation of information which has been gathered and preserved by each of the team's previous public relations departments. Many thanks to everyone who has helped prepare and preserve this information.

Editor: Stacey James
 Assistant Editor: Anthony Moretti
 Special Assistance: Caroline Jones,
 Brian Batchelder
 Advertising Sales: Lou Imbriano
 Photos: Patriots' team photographers
 David Silverman and Tom Croke.

Design and Production:
 Professional Sports Publications
 355 Lexington Ave.
 New York, NY 10017
 (212) 697-1460
 Christian Evans Gartley, Bob Scalza,
 Sandra R. Hahn, Mark Neufeld,
 Henry Alvarez



1999 Calendar of Events

(All Times Eastern)

June 15	Deadline for old clubs to withdraw original qualifying offer to unsigned restricted free agents and still retain exclusive negotiating rights by substituting tender of 110 percent of previous year's salary.
June 27	World Bowl '99, Düsseldorf, Germany.
July 6	Claiming period of 24 hours begins in waiver system.
July 15	Signing period ends at 4:00 p.m. for unrestricted free agents who received June 1 tender.
July 15	On or after this date a club that extends a Player Contract for its Franchise Player shall not be deemed to have utilized its Franchise Player designation for the period of the extension.
July 30	All Patriot players report to training camp at Bryant College in Smithfield, R.I.
July 31	Training camp officially opens as practices begin at Bryant College.
August 7	American Bowl, Sydney, Australia — Denver Broncos vs. San Diego Chargers
August 7	Deadline for players under contract to report in order to earn a season of free agency credit.
August 9	Pro Football Hall of Fame Game — Cleveland Browns vs. Dallas Cowboys
August 12-15	First full preseason weekend.
August 13	If a drafted rookie has not signed with his club by this date, he may not be traded to any other club in 1999.
August 13	1999 Preseason Opener
	Patriots vs. Washington Redskins (7:30 p.m.) WCVB
August 21	Patriots vs. Dallas Cowboys (8:20 p.m.) ESPN
August 28	Patriots at Tampa Bay Buccaneers (8:00 p.m.) WCVB
August 31	Roster cutdown to maximum of 65 players on active list by 4 p.m.
September 2	Patriots at Carolina Panthers (8:00 p.m.) WCVB
September 5	Roster cutdown to maximum of 53 players on active/inactive list by 4 p.m. Remainder of NFL Europe League exemptions expire.
September 6	After 4 p.m., clubs may establish a practice squad of five players by signing free agents who do not have an accrued season of free agency credit or who were on the active/inactive list for less than nine regular season games during their only accrued season(s). A player cannot participate on the practice squad for more than two seasons.
September 12-13	Kickoff '99 Weekend.
September 12	Patriots at New York Jets (1:00 p.m.) WBZ
September 19	Patriots vs. Indianapolis Colts (1:00 p.m.) WBZ
September 26	Patriots vs. New York Giants (8:20 p.m.) ESPN
September 28	Priority on multiple waiver claims is now based on the current season's standing.
October 3	Patriots at Cleveland Browns (1:00 p.m.) WBZ
October 10	Patriots at Kansas City Chiefs (1:00 p.m.) WBZ
October 17	Patriots vs. Miami Dolphins (1:00 p.m.) WBZ
October 19	All trading ends at 4 p.m.



1999 Calendar of Events (Cont.)

October 20	Players with at least four previous pension-credited seasons are subject to the waiver system for the remainder of the regular season and postseason.
October 24	Patriots vs. Denver Broncos (1:00 p.m.) WBZ
October 31	Patriots at Arizona Cardinals (4:00 p.m.) WBZ
November 7	Bye Week
November 15	Patriots vs. New York Jets (9:00 p.m.) WCVB
November 16	Deadline for clubs to sign drafted players by 4 p.m. If such players remain unsigned, they are prohibited from playing in the NFL in 1999.
November 21	Patriots at Miami Dolphins (1:00 p.m.) WBZ
November 28	Patriots at Buffalo Bills (1:00 p.m.) WBZ
December 5	Patriots vs. Dallas Cowboys (8:20 p.m.) ESPN
December 12	Patriots at Indianapolis Colts (1:00 p.m.) WBZ
December 19	Patriots at Philadelphia Eagles (1:00 p.m.) WBZ
December 26	Patriots vs. Buffalo Bills (1:00 p.m.) WBZ
December 31	Deadline for waiver requests in 1999.
January 2	Patriots vs. Baltimore Ravens (1:00 p.m.) WBZ
January 2-3	Regular season closes.
January 4	Clubs may begin signing free agent players for the 2000 season.
January 8-9	Wild Card Weekend
January 15-16	Divisional Playoffs
January 23	Conference Championships
January 30	Super Bowl XXXIV, Georgia Dome, Atlanta, Ga.
February 6	AFC-NFC Pro Bowl, Honolulu, Hawaii.
February 7	Waiver system begins for 2000.
February 10	Deadline at 4 p.m. for clubs to designate franchise and transition players.
February 10	Expiration date of all player contracts due to expire in 2000.
February 11	Free agency period begins.
February 11	Trading period begins in 2000 after expiration of all 1999 contracts.
February 24-28	Combine timing and testing, RCA Dome, Indianapolis, Ind.
April 15-16	2000 NFL Draft, New York, N.Y.

FUTURE SUPER BOWL SITES

Super Bowl XXXIV

January 30, 2000 Georgia Dome, Atlanta, Ga.

Super Bowl XXXV

January 28, 2001 Tampa Stadium, Tampa, Fla.

Super Bowl XXXVI

January 27, 2002 Qualcomm Stadium, San Diego, Calif.



40 YEARS OF PATRIOTS FOOTBALL



NAME

Aikins, Brian	226
Allen, Marvin	44
Andersen, Jason	48
Armstrong, Bruce	49
Bartrum, Mike	53
Bishop, Michael	222
Bledsoe, Drew	55
Bowers, Jamie	226
Bray, Jayson	227
Brisby, Vincent	77
Brocher, Don	40
Brown, Troy	81
Brumels, Kirk	40
Bruschi, Tedy	87
Carroll, Pete	16
Carter, Chris	90
Carter, Tony	92
Cegelski, Robert	44
Clay, Willie	96
Coates, Ben	101
Cohens, Willie	227
Collins, Daniel	228
Cook, Larry	43
Cottrell, Dana	228
Crawford, Tarren	229
Crawford, Vernon	110
Cullors, Derrick	111
Davidson, Jeff	21
Dee, Jimmy	41
Deininger, Ken	39
Denson, Damon	114
Eaton, Chad	115
Edwards, Robert	118
Ellis, Ed	121
Faulk, Kevin	216
Fears, Ivan	22
Fletcher, Derrick	219
Floyd, Chris	122
Friesz, John	123
George, Tony	218
Gilliard, Cory	229
Glenn, Terry	128
Grier, Bobby	10
Grier, Chris	44

NAME

Grier, James	230
Hadley, Christopher	38
Hamilton, Kadar	230
Hamilton, Ray	23
Hausmann, Jim	11
Hillebrand, John	40
Irwin, Heath	133
Israel, Steve	134
Ivy, Corey	231
Jackson, Mark	38
Jefferson, Shawn	137
Johnson, Garrett	231
Johnson, Lee	143
Johnson, Ted	147
Jones, Tebucky	151
Karim, Nafis	232
Katzenmoyer, Andy	214
Kilroy, Francis	43
Kraft, Jonathan	8
Kraft, Robert	6
Ladd, Anthony	152
Lane, Max	153
Law, Ty	155
Licht, Jason	45
Lowery, Don	12
Lumpkin, John	232
Lynn, Ron	24
Mack, Kendall	233
Mackey, Chad	233
Manley, James	160
Martin, Tim	234
McCall, Jon	234
McGinest, Willie	161
Meier, Nancy	46
Meisner, Carolyn	39
Merkerson, Ron	166
Milloy, Lawyer	167
Mitchell, Brandon	171
Moore, Marty	172
Morey, Sean	223
Morris, Michael	38
Moss, Zefross	175
Murphy, Jim	235
Mutryn, Scott	235

NAME

Neto, Fernando	41
O'Neil, Ron	39
Palmer, Sterling	177
Parker, Johnny	26
Pawlak, Paul	45
Pelini, Bo	27
Pollom, Mike	45
Reilly, Jack	28
Reem, Matt	179
Rheams, Leonta	180
Rucci, Todd	181
Russ, Bernard	183
Rutledge, Rod	184
Sarro, Dan	41
Scarnecchia, Dante	29
Seely, Brad	30
Serwanga, Kato	236
Shaw, Harold	185
Shepard, Derrick	236
Sheridan, Mike	237
Sidwell, Steve	32
Simmons, Tony	186
Slade, Chris	188
Smith, Devon	237
Smith, Carl	33
Spires, Greg	193
Sternfeld, Ken	46
Stuckey, Shawn	195
Sullivan, Chris	196
Tippett, Andre	42
Thomas, Henry	199
Uyrrus, Dave	42
Vinatieri, Adam	203
Warren, Brent	238
Warren, Lamont	208
Wasynczuk, Andy	9
Walker, DeWayne	34
Washington, Marcus	220
Whigham, Larry	210
Wilson, Kirby	35
Wilson, Sir Mawn	238
Woody, Damian	213
Zampese, Ernie	36
Ziobro, Joe	46

PATRIOTS' PRONUNCIATION CHART

Tedy Bruschi teddy • BREW-ski

John Friesz FREEZE

Kadar Hamilton ka-DAR

Nafis Karim nah-FEECE KAREEM

Zefross Moss ZEFF-russ

Scott Mutryn MUE-trin

Leonta Rheams lee-on-TAY REEMS


Todd Rucci ROOCH-ee

Kato Serwanga kah-TOE SIR-wahn-gah

Adam Vinatieri VIN-a-TERRY



NEW ENGLAND PATRIOTS EXECUTIVE BIOS



40 YEARS OF PATRIOTS FOOTBALL





ROBERT KRAFT



OWNER AND CEO

**ROBERT AND HIS FAMILY HAVE BEEN PATRIOTS
SEASON TICKET HOLDERS SINCE 1971.**

**IN 1998, ROBERT WAS APPOINTED CHAIR-
MAN OF THE NFL'S FINANCE COMMITTEE.**

In January of 1994, the fate of the New England Patriots rested in the hands of Boston businessman Robert Kraft. A Patriots fan since their early AFL days in Boston and a season ticket holder since 1971, Kraft was faced with one of the most difficult decisions of his life, whether to commit nearly \$200 million of family resources to purchase the franchise and keep the team in New England, or to decline and allow the Patriots to relocate outside of New England.

As the owner of Foxboro Stadium, Kraft held a lease which bound the team to play in Foxboro through the year 2001. In an effort to buy out the lease, a \$75 million offer was made to the Kraft family. Yet on Jan. 21, 1994, Kraft passed on the offer, choosing instead to make the 11th-hour bid to buy the team, which ultimately saved the franchise from moving out of New England.

The sale of the team was approved by the NFL on Feb. 25, 1994. Kraft's investment drew its first return the following day when season tickets went on sale and faithful fans responded in record numbers. By the end of that first business day, 5,958 season ticket orders had been placed, shattering the previous single-day sales record of 979. It was proof that Kraft had made the right decision.

Since then, he has committed every resource within his power to rebuild the image of a team which had suffered from years of neglect and mismanagement. He inherited a team with the league's lowest payroll in 1993. Previous management chose not to sign star players to long-term contracts prior to the implementation of the 1994 salary cap, putting Kraft at an immediate competitive disadvantage when he purchased the team. Yet, within his first six months of ownership, Kraft committed over \$13 million in signing

bonuses alone, just to give the team the foundation on which to build.

That commitment to building a championship-contending team restored the faith of the fans and rejuvenated interest throughout New England. By the start of the 1994 regular season, every game had been sold out for the first time in franchise history. That meant that the local broadcast blackout was lifted and every Patriots game would be televised throughout New England for the first time in the team's history, an invaluable benefit to fans throughout the region.

Kraft has put forth substantial resources to make the Patriots a championship-contending NFL franchise, employing a staff that is equally committed to developing a long-term strategy to keep the Patriots among the league's elite. That was evident with the seven-year contract extension offered to quarterback Drew Bledsoe in 1995,

assuring that he would remain a Patriot through the year 2001. In addition, the team has secured the talents of Ben Coates, Terry Glenn, Bruce Armstrong, Ted Johnson, Chris Slade and Willie McGinest to long-term deals, as each are committed through or beyond the year 2000.

Kraft's commitment to building a championship organization has provided the foundation for the team's recent success on the field. That impact can be measured best by the wins and losses. Consider

that in the five years prior to becoming owner, the Patriots were a combined 19-61 (.238) overall. In his five years as owner, the Patriots have qualified for the playoffs four times with a combined regular season record of 46-34 (.575). In fact, in the first 34 years of the franchise's existence, the Patriots had

NOTES

- ★ The day after the sale of the team was announced in 1994, nearly 6,000 season tickets were sold, eclipsing the franchise's previous single-day sales record of 979.
- ★ Since the 1994 season opener, every Patriots game has been sold out, a streak of 51 consecutive games entering the 1999 season.



qualified for the playoffs just six times, had won just three division titles and had hosted only one playoff game — which they lost in 1978. Yet, in the five years since Kraft took ownership, the Patriots have qualified for the playoffs four times, winning back-to-back division titles for the first time in franchise history in 1996 and 1997 and have hosted three playoff games, including the 1996 AFC Championship Game. The Patriots are 3-0 in those home playoff games.

That success has resulted in a level of popularity and support unrivaled since the Patriots' inception in 1960. Sellouts have now become commonplace for Patriots games. Since the start of the 1994 regular season, every home game has been sold out. By season's end, that streak will extend to 61 consecutive home sellouts.

In 1996, the Patriots won the AFC East division title, their first since 1986. They hosted Pittsburgh in the AFC Divisional Playoff game and claimed a 28-3 victory. The following week, the Patriots hosted the franchise's first conference title game. A 20-6 victory over Jacksonville in that game gave New England its second AFC championship title and allowed the Patriots to compete for the NFL title in Super Bowl XXXI. A 35-21 loss to Green Bay dashed Kraft's dreams of bringing New England its first NFL title, but planted an insatiable desire to win a Super Bowl title.

In 1997, with one of the youngest teams in the NFL, the Patriots repeated as division champions for the first time in franchise history after tying a franchise-best 7-1 record against their divisional foes. A one-point loss in the divisional playoff game at Pittsburgh kept the Patriots from hosting their second consecutive AFC Championship Game and defending their conference title.

The Kraft family has brought long needed stability to the organization, and has built the foundation for a team which is now competing annually for an NFL title. His off-field accomplishments and the team's on-field success have resulted in a season ticket waiting list which has grown in excess of 55,000 people. Playing before a capacity crowd each week at Foxboro Stadium has created a home field advantage for the Patriots. In the past three years, the Patriots are 21-6 at home — a .778 winning percentage.

In addition to the Patriots, Kraft has also made valuable contributions to the league as well. He is chairman of the league's Finance Committee and an active member of the Television and Broadcast Committee, which negotiated the most lucrative contract in the history of sports in 1998. He also serves on the Special Committee on Strategic Opportunities and Challenges as well as both

the International and NFL Properties Committees.

Kraft first became a fan of the Boston Patriots in their AFL days of the early 1960s and attended games at each of the team's Boston venues — Boston University Field, Fenway Park, B.C. Alumni Stadium and Harvard Stadium. When the team moved to Foxboro, he became a season ticket holder and still considers those Patriots games at Foxboro among his warmest memories in the raising of his four sons.

A native of Brookline, Mass., Kraft attended local public schools before entering Columbia University on an academic scholarship. While attending Columbia, he also played "scatback" for the Lions. Upon graduation, he received a fellowship to attend the Harvard School of Business, where he earned a master's degree in business administration.

Kraft began his business career with the Rand-Whitney Group, Inc. of Worcester, Mass., a company he later acquired. In 1972, he founded International Forest Products, a trader of paper commodities which now does business in over 80 countries around the world. Together, Rand-Whitney and International Forest Products comprise one of the largest privately-owned paper and packaging companies in the United States.

In 1994, Kraft's efforts helped secure Boston/Foxboro as one of the nine World Cup venues, which ultimately led to the arrival of Major League Soccer in New England with the New England Revolution. Now in their fourth season, the Revolution have exceeded annual projections for ticket sales and have become an established team in the Boston sports scene. On Nov. 17, 1998, he reaffirmed his confidence in Major League Soccer when the Kraft Family became the Investor/Operators of the San Jose Clash.

Kraft has had a long-time interest in sports. In the 1970s, he was the owner of the Boston Lobsters professional tennis team and recruited the legendary Martina Navratilova to join the squad.

Over the past 25 years, the Krafts have been among Boston's most philanthropic families, donating millions of dollars in support of local charities and civic affairs. Robert serves on the Executive Committee of the Dana-Farber Cancer Institute and established the Robert K. Kraft Family Blood Donor Center. He also serves on the Board of Overseers of the Boston Symphony Orchestra, is a trustee of his alma mater at Columbia University and serves on the Board of Directors for the Harvard Business School. He is the recipient of honorary degrees from Boston University, Bryant College, Curry College and Suffolk University.



JONATHAN KRAFT



EXECUTIVE VICE PRESIDENT

Jonathan A. Kraft, now in his sixth season with the Patriots, was appointed Executive Vice President in 1999. He was a key figure in the negotiations which led to the Kraft family's purchase of the Patriots and saved the team from an inevitable move out of New England. As the owner's representative, Jonathan joins his father in representing the team in all its dealings with the National Football League. This year, he will also accept the additional responsibilities of working with architects and developers to help expedite the construction process for a new, privately-financed, \$282 million state-of-the-art football stadium.

In addition, he will continue to oversee each of the organization's departments and assist each in their development and strategic planning.

Since joining the Patriots, he has been instrumental in the development of all the Patriots' off-field pursuits. In 1995, he initiated the publishing of the franchise's first full-color team newspaper, Patriots Football Weekly. He also initiated the team's presence on the Internet and the development of the Patriots' retail business.

Patriots Football Weekly is the only full-color weekly publication offered by an NFL team and is the first of its kind in professional sports. It appears on newsstands throughout New England and is distributed to Patriots fans internationally. In just four years, the publication's circulation has grown exponentially and now ranks among the league's top three team newspapers. The Patriots' Internet site (www.patriots.com), which debuted in March of 1995, was the first home page to be offered by a professional sports team anywhere. Since then, the site has been enhanced to include both audio and video clips. It also aired the first nightly broadcast on the world wide web - the Patriots' CyberSideline. The show airs during the season, Monday through Friday, beginning at 7 p.m. ET. Last year, CyberSideline attracted over 6,000 viewers per

night. Last year, the Patriots also debuted the Internet's first live postgame show, following each of the team's MondayNight Football games. The shows were shot on location with live reports and player interviews following the games. Patriots Live! broadcast other events throughout the season, including all Patriots weekday press conferences.

The Patriots' retail business, which includes Pro Shop sales, catalog merchandising and online retailing, has developed into a multi-million dollar operation. Last year, the Patriots opened their first off-site Pro Shop in franchise history, with the opening of a store in the Square One Mall in Saugus, Mass.

In addition to his role with the Patriots, Kraft also plays a leading role in each of the family's other business pursuits, including Rand-Whitney Containerboard, the Rand-Whitney Group, International Forest Products and the New England Revolution.

He has been the chief negotiator for Foxboro Stadium in securing the appearances of a number of major musical acts, including The Rolling Stones, Aerosmith, Elton John, Billy Joel, Pink Floyd and the Dave Matthews Band. In 1991 and 1992, he attracted the National Earth Day concerts to Foxboro. The Greater Boston Convention and Visitors Bureau, Inc. presented Kraft with the "Spirit of Tourism" Award for his work in promoting tourism and economic activity in the Commonwealth.

A Williams College graduate, Kraft received his MBA from the Harvard School of Business. He is on the Board of Directors for several organizations, including the New England Israeli Chamber of Commerce and the Genesis Fund. He is also on the Board of Trustees for the Belmont Hill School.

Jonathan Kraft was born on March 4, 1964 in Brookline, Mass. He and his wife, Patti, have two children, Harry and Sadie.



ANDY WASYNCZUK



**SENIOR VICE PRESIDENT &
CHIEF OPERATING OFFICER**

Andy Wasynczuk, in his sixth season with the Patriots, was appointed Senior Vice President & Chief Operating Officer in 1999. In this position he oversees the daily operations of each department in the organization. He is also responsible for handling the team's contract negotiations, player signings and salary cap management. In addition, he has accepted the responsibilities of managing the team's efforts to build a new, state-of-the-art stadium in Foxboro. He will continue to work closely with local officials in order to reach that goal.

In his role as the team's cap strategist, Wasynczuk works hand-in-hand with Player Personnel Director Bobby Grier and Head Coach Pete Carroll. He has been able to sign and maintain a nucleus of young talent that has allowed the Patriots to compete at a championship level. In his first five years, his formula for the Patriots has resulted in four playoff appearances. In 1996 and 1997 the Patriots won back-to-back division titles for the first time in franchise history. They returned to the playoffs in 1998. The three consecutive playoff appearances is a franchise first and was accomplished with one of the youngest teams in the NFL.

Beginning with the signing of quarterback Drew Bledsoe, who agreed to a seven-year deal in 1995, the Patriots have built their foundation around a nucleus players, including Bruce Armstrong, Ben Coates, Terry Glenn, Ted Johnson, Chris Slade, Henry Thomas and Willie McGinest, who are all signed through or beyond the year 2000.

In addition to his Patriots commitments, Wasynczuk also has responsibilities to the league as a member of the NFL's Technology Committee.

Prior to joining the Kraft's organization, Wasynczuk was a consultant at Bain and Company in Boston, an internationally recognized consulting firm. At Bain, he developed market strategies and business plans for international corporations in the packaging and financial service industries. In January 1989, he joined Foxboro Stadium Associates as the Chief Operating Officer. His responsibilities included the overall management of the stadium and overseeing the long-term development of the stadium complex. During his tenure as the stadium's COO, he greatly expanded the variety of entertainment presented at the location. He also played instrumental roles in attracting the 1994 World Cup to Foxboro and securing a Major League Soccer franchise for the Boston area, which began play in 1996. Since his arrival, the facility has been among the busiest in the world, hosting hundreds of events including football and soccer games, as well as some of the largest touring concerts in the nation.

Wasynczuk earned a bachelor's and a master's degree in electrical engineering from Case Western Reserve University. In 1983, he added a second master's degree (in business administration) from the Harvard Business School.

He is active in a variety of community activities, including the Board of Directors for the Marketplace Network. He is a frequent guest speaker at local community service organizations and various academic institutions.

Andy Wasynczuk was born Feb. 18, 1957 in Chicago, Ill. He and his wife Rebecca have three children – Katherine Sophia (born 12/2/93), Luke Joseph (2/4/96) and Thomas Samuel (6/6/98). The Wasynczuk family resides in Westwood, Mass.



BOBBY GRIER



**VICE
PRESIDENT**

**PLAYER
PERSONNEL**

Bobby Grier was appointed Vice President of Player Personnel on Feb. 21, 1997. He is responsible for overseeing all aspects of pro and college scouting and the evaluation of current and prospective Patriots players.

In the past three years, Grier has procured the veteran talents of Tony Carter, Willie Clay, John Friesz, Steve Israel, Shawn Jefferson, Lee Johnson, Zefross Moss, Henry Thomas and Lamont Warren through free agency, while producing the young talents of more than 30 players through the draft who will compete for playing time this year.

Grier is entering his 18th season with the Patriots organization, his ninth as a front office executive. He first joined the Patriots as an assistant on Ron Erhardt's staff in 1981 as the team's running backs coach. The following year, he moved on to Northwestern University, where he was the offensive coordinator on Dennis Green's staff. At the conclusion of the 1982 season, he returned to the Patriots and joined the team's college scouting staff. In 1985, he returned to the sidelines as an assistant on Raymond Berry's staff and helped the Patriots to their first AFC title in franchise history. That year, his running backs were led by Craig James and combined to rush for 2,331 yards (fourth in franchise history). James finished the year with 1,227 yards – which at the time ranked second in franchise history to Jim Nance's 1,458 yards rushing in 1966.

He spent the next seven seasons (1986-92) directing the team's running backs on the staffs of three different head coaches. In 1993, he returned to the Patriots' front office when he was appointed the Director of Pro Scouting – a position he held until he was appointed Director of Player Personnel on Feb. 6, 1995.

He began his coaching career as an assistant at Kettering (Mich.) High School in 1966. He spent four years at Kettering (1966-69) before being named the head coach at Martin Luther King High in Detroit, Mich., in 1970. In 1974, Grier moved up to the collegiate ranks when he accepted the running back responsibilities at Eastern Michigan University. Grier was lured to New England by Boston College, who offered him an assistant position in 1978. He remained at Boston College as the Eagles' running backs coach for three seasons (1978-80) prior to moving to the Patriots.

Grier was an outstanding collegiate running back at the University of Iowa. He was a three-year starter and twice earned honorable mention All-Big Ten honors. In 1965, he led the Hawkeyes in rushing as a senior.

Grier was born on Nov. 10, 1942 in Detroit, Mich. He and his wife, Wendy, have two sons, Chris (3/24/70) and Michael (1/5/75). Chris is a personnel scout for the Patriots. Michael plays hockey for the Edmonton Oilers. The Griers reside in Holliston, Mass.



JIM HAUSMANN



**VICE
PRESIDENT**

FINANCE

Jim Hausmann, now in his eighth season with the Patriots, was appointed

Vice President of Finance on Jan. 21, 1994.

His primary duty as Chief Financial Officer is to oversee all financial activity involving the organization's football and stadium operations. In 1996, his role was expanded to include the financial operations for the New England Revolution, the Major League Soccer franchise the Krafts took ownership of in 1995. He reports directly to both Robert and Jonathan Kraft on all matters involving the financial aspects of the Patriots, the Revolution and Foxboro Stadium.

Hausmann joined the Patriots on May 17, 1992 as its Vice President and Chief Financial Officer. In 1993, he was named the Executive Vice President of Business Operations.

Before joining the Patriots, Hausmann was employed as a senior audit manager with the international accounting firm of Deloitte, Haskins & Sells (now Deloitte & Touche). He worked in their St. Louis, Mo. office from 1970-84 and again from 1990-92. He took a brief hiatus from the accounting firm from 1985-89 when he was named the chief financial officer of a regional stock brokerage firm in St. Louis.

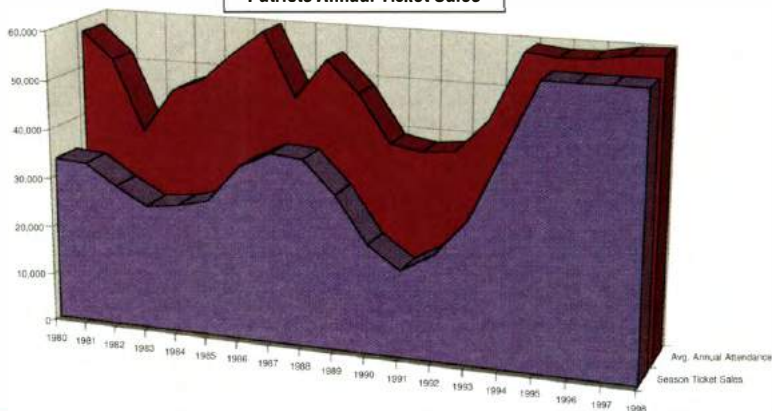
Hausmann graduated from Southern Illinois University in 1970 with a bachelor's degree in business administration and accounting. In 1973, he earned his CPA certificate while working at Deloitte.

James Hausmann was born Nov. 18, 1948 in Collinsville, Ill. Jim and his wife, Terri, have three children — Jennifer (4/28/81), Kyle (6/3/84) and Brian (1/15/87) — and reside in Foxboro, Mass.

CREATING A WAVE OF EXCITEMENT

Robert Kraft purchased the Patriots in 1994 and brought instant stability to a wayward franchise. He has built a foundation for long-term success, which has resulted in record season ticket sales, which have been capped at 56,696 for the past three seasons. The season ticket waiting list has now grown in excess of 55,000 fans.

Patriots Annual Ticket Sales





DON LOWERY



**VICE
PRESIDENT**

**PLAYER DEVELOPMENT AND
COMMUNITY AFFAIRS**

Showing his commitment to developing a model for player programs in the league, Robert Kraft appointed Don Lowery as Vice President of Player Development and Community Affairs on March 9, 1998.

In this role, Lowery will oversee the operation of the team's player program activities, including continuing education, financial education, career internship and family assistance. He will also continue to manage an initiative between the team and Northeastern University which includes intensive training in understanding and preventing occurrences of domestic violence. Lowery will continue to be responsible for the management of all the team's community outreach efforts, including directing the work of the New England Patriots Charitable Foundation.

Lowery originally joined the Patriots in March of 1994 as the director of public and community relations. In 1997, he received a promotion to Vice President. He continued to serve as the team's spokesperson and drew greater emphasis on directing the team's activities within the community, including public appearances and charitable donations. The promotion also brought more responsibility in his involvement with the New England Patriots Charitable Foundation and the team's public affairs projects.

Before joining the Patriots, Lowery spent five years as a newspaper reporter for the *Roanoke (Va.) Times & World News*, the *Norfolk Ledger Star*, the *Arizona (Phoenix) Republic*

and the *Boston Globe*. In his various positions, he worked as general assignment reporter and covered education, government and business. From 1982 through 1991, he was Director of Public Affairs and Editorials for WHDH-TV, the CBS (now NBC) affiliate in Boston. In that position, he was responsible for overseeing the development and production of the station's public affairs programming and writing and delivering the station's editorials. Following his work in television, Lowery spent two years working as a public finance investment banker in Boston for Lazard Freres & Co. and First Albany Corp.

During his career in journalism, Lowery was the recipient of several awards, including prizes for outstanding editorial writing from the Associated Press, United Press International and Lincoln University. In addition, he twice received the Emmy Award from the New England Chapter of the National Academy of Television Arts and Sciences for outstanding editorials.

Lowery serves on the board of directors of several non-profit organizations, including Boston Partners in Education, Big Brother Association of Greater Boston, the Steppingstone Foundation and the Massachusetts Amateur Athletic Association.

Lowery graduated from Wesleyan University in Middletown, Conn. in 1977 with a bachelor's degree in economics.

Donald Lowery was born on Jan. 6, 1956 in Chicago, Ill. He is single and resides in Boston.



1999 Club Directory

Executive Administration

Robert K. Kraft, Owner and CEO
Jonathan A. Kraft, Executive Vice President
Andy Wasynczuk,
 Senior Vice President and Chief Operating Officer

Administration Support

Kim Norton, Executive Assistant to the Owner
Richard Miller, Player Compensation Analyst
Ann Thompson,
 Administrative Assistant to V.P. Business Operations
Cheryle Beatty, Office Staff
Sheila Tisdale, Office Staff
Edie Myers, Stadium Operations

Scouting and Personnel

Bobby Grier, Vice President of Player Personnel
Dave Uyrus, Director of Pro Scouting
Andre Tippet, Assistant Director of Pro Scouting
Larry Cook, Director of College Scouting
Bucko Kilroy, Scouting Consultant
Marvin Allen, Personnel Scout
Robert Cegelski, Personnel Scout
Chris Grier, Personnel Scout
Jason Licht, Personnel Scout
Paul Pawlak, Personnel Scout
Mike Pollom, Personnel Scout
Ken Sternfeld, Personnel Scout
Nancy Meier, Pro and College Scouting Coordinator
Joe Ziobro, Pro and College Personnel Assistant
Tom Sansone, Film Grader
Albie Stonkus, Film Grader
Mosi Tatupu, Film Grader

Coaching

Pete Carroll, Head Coach
Steve Sidwell, Defensive Coordinator
Ernie Zampese, Offensive Coordinator
Jeff Davidson, Assistant Offensive Line
Ivan Fears, Wide Receivers
Ray Hamilton, Defensive Line
Ron Lynn, Defensive Backs
Johnny Parker, Strength and Conditioning
Bo Pelini, Linebackers
Jack Reilly, Quarterbacks
Dante Scarnecchia, Offensive Line
Brad Seely, Special Teams

Carl Smith, Tight Ends
DeWayne Walker, Defensive Assistant
Kirby Wilson, Running Backs

Football Support

Ken Deininger, Director of Football Operations
Carolyn Meisner,
 Coaching Staff Assistant
Ron O'Neil, Head Trainer
Kirk Brumels, Assistant Trainer
Don Brocher, Equipment Manager
John Hillebrand, Assistant Equipment Manager
Jimmy Dee, Video Director
Dan Sarro, Video Assistant
Fernando Neto, Video Assistant
Mark Jackson, Football Operations Assistant
Chris Hadley, Football Operations Assistant
Bertram Zarins, M.D., Team Physician

Player Programs and Community Relations

Don Lowery, Vice President of Player Development
 and Community Affairs
Tracey Goulet, Director of Community Relations
Josh Blumenthal, New England Patriots Charitable
 Foundation Coordinator

Legal Counsel

Richard Karelitz, General Counsel
Marie Coukos, Legal Counsel
Alex Tsianatellis, Contracts Administrator

Human Resources

Joanne Nichols, Director

Accounting

Jim Hausmann, Vice President of Finance
Jim Nolan, Controller
Jim Wilson, Assistant Controller
Ben Lentz, Cash Manager
Jill Autiello, Staff Accountant
Rob MacDonald, Staff Accountant
Susan Desrosiers, Accounting Assistant
Maureen Doherty, Accounting Assistant
Ginnie Santucci, Head Banker



1999 Club Directory

Retail Operations

Ken Flanders, Director
Mike Perriello, Pro Shop Manager
Anthony Jardim, Assistant Manager
Donelda Decareau, Assistant Manager

Ticket Operations

Mike Nichols, Director
Kate Delay, Ticket Operations Coordinator
Tim Boufford, Ticket Operations Assistant
John Traverse, Ticket Operations Assistant

Sales and Marketing

Daniel A. Kraft, Vice President of Corporate Marketing and Broadcast Sales
Lou Imbriano,
Director of Marketing and Special Events
Jon Levy, Corporate Sales Manager
Tracy Sormanti, Director of Cheerleaders
Bill Nelsen, Hospitality Manager
David Pearlstein, Corporate Sales Executive
Joe Mariani, Corporate Sales Executive
Ed Wright, Corporate Sales Executive
Noreen Ferreira, Account Executive
Jen Ferron,
Advertising, Promotions & Events Manager
Gary Grodecki, Entertainment Manager
Gail Reinalda, Marketing Services and Events Coordinator
Christine Robillard, Marketing Coordinator

Information Technology

Paul Concannon, Project Manager
Ray Gambardella, Programmer/Support Specialist
Rick O'Hare, System Administrator
Jon Quint, Technical Support Specialist

Media Relations

Stacey James, Director
Anthony Moretti Jr.,
Assistant Director of Media Relations
David Silverman, Team Photographer

Foxboro Stadium Associates

Dan Murphy, General Manager
Tim McManus,
Program Director of New Patriots Stadium
Dennis Brolin, Field Superintendent
Mary Burns, Administrative Assistant
Jeff Davenport, Concessions Manager
Al Labelle, Catering Manager
Bill Lennon, Director of Security
Frank Mendes, Assistant Director of Security
Bernie Reinhart, Building Services Manager
Daryl Smith, Administration Manager
Paul Sullivan, Mechanical Systems Manager
Mike Titus, Facilities Project Manager
Al Parillo, Stadium Parking
Mark Boss, Field Operations
Ryan Kaspitzke, Field Operations
George Boyagian, Catering
Paul Kenny, Concessions
Bob Ryder, Building Services Supervisor
Dale Vose, Building Services Supervisor
Steve Frazer, Building Services
Bob Denham, Building Services
Matt Syrek, Building Services
Gerald Bradley, Building Services
John Burchell, Building Services

Patriots Football Weekly


Fred Kirsch, Publisher/Editor-in-Chief
Bryan Morry, Assistant Editor
Jason Ricker, Circulation Manager
Carter Dubois, Intern

Patriots.com

Fred Kirsch, Director of Interactive Media
Trent Adams, Producer of New Media
Dave Querzoli, Digital Video Producer of Cyber Sideline
Mark Stella, Content Coordinator/Webmaster
Robert Doyle, Cyber Sideline Editor
Ben Gaines, Research Assistant



NEW ENGLAND PATRIOTS
FOOTBALL
STAFF



40 YEARS OF PATRIOTS FOOTBALL





PETE CARROLL



HEAD COACH

26TH COACHING SEASON
16TH NFL SEASON
3RD PATRIOTS SEASON

Coaching: Pete Carroll was announced as the 13th head coach of the New England Patriots on Feb. 3, 1997, just eight days after the Patriots were defeated by the Green Bay Packers in Super Bowl XXXI. In accepting the job, Carroll also accepted a unique challenge. Not since the 1973 Miami Dolphins had a team rebounded from a Super Bowl loss to win the Super Bowl the following year and never before had a Super Bowl team undergone a head coaching transition the following year. Carroll knew the expectations for the team would be high and the shadow of his predecessor would loom large, but accepted the challenge nevertheless.

As a defensive coordinator, Carroll had received high acclaim for his aggressive, attacking defenses. During his years with the 49ers and the Jets, his defenses were always ranked among the league leaders in forcing turnovers and creating scoring opportunities.

In two seasons with the Patriots, nothing has drawn as much emphasis in his teachings as the importance of turnovers – on both sides of the ball. The results have been outstanding.

Carroll's formula for success is simple: A positive turnover ratio equals positive results. In the past two seasons, when the Patriots force more take-aways than turnovers they are 12-3.

The offense has been a quick study in Carroll's lesson plan. In 1997, the Patriots lost just seven fumbles and 22 total turnovers all season. The 22 turnovers set a franchise record

for non-strike seasons. The seven fumbles was also a record – including strike seasons. In 1998, Carroll received a new class of pupils with the arrival of rookie ball carriers Robert Edwards and Chris Floyd and the acquisition of veteran fullback Tony Carter. Once again, the offense showed tremendous discipline in protecting the football, tying the mark set the year before by losing just seven fumbles all season.

Much of the offensive credit can be attributed to the maturation of quarterback Drew Bledsoe, who under Carroll has developed into a team leader and, for the first time, was selected by his teammates as a 1999 team captain. In the last two years, Bledsoe has thrown 48 touchdowns and just 29 interceptions. He tied his career-low by throwing just 15 interceptions in 1997, and set a new low last year with just 14.

Defensively, the Patriots have been true to one Carroll coaching characteristic – forcing turnovers. For the past eight seasons, Carroll's attacking defenses have always finished among the top 10 in total take-aways. Last year was no different, as the Patriots ranked second in the league with 24 interceptions.

Entering the 1998 season, Carroll assigned fourth-year cornerback Ty Law to cover each opponent's top receiver rather than leaving him at the left corner position, a position he had successfully occupied for his first three seasons. The objective was to neutralize the opponent's top receiving threat or force teams to pass in Law's direction. As a result, Law led the league with nine interceptions, equalling his combined career total for his first three seasons. It was the second-highest total in franchise history and the first time a

NOTES

- ★ During Pete's tenure, the Patriots have surrendered a franchise-low 7 fumbles each of the last two seasons.
- ★ When it comes to forcing turnovers, Pete's attacking defenses have ranked among the top 10 each of the last 8 years.
- ★ In 1995, Pete coached the top rated defensive unit in the NFL, as the 49ers allowed just 274.4 ypg.
- ★ While with Minnesota, Pete helped direct the league's top-rated defense for two consecutive years (1988-89).



Patriot had ever led the league in interceptions.

Third-year safety Lawyer Milloy also had a career year, leading the team with 151 total tackles and finishing with a career-high six interceptions. As a result, both Law and Milloy earned their first trips to the Pro Bowl, a game which Law was crowned co-MVP.

Over the past two seasons, the Patriots have picked off 43 passes, which leads the AFC and ranks third overall in the league.

In all, the Patriots have created a +17 turnover ratio by forcing 63 take-aways, while surrendering just 46 turnovers during Carroll's two-year tenure. It is that turnover ratio which has provided the scoring opportunities needed to propel the Patriots into the playoffs each of the last two seasons.

At full strength, the Patriots have proven to be among the NFL's elite teams. The past two years, the Patriots have boasted a 9-2 record in games played before mid-October, but mid-season injuries have created overwhelming obstacles for young Patriot teams. To Carroll's credit, in both the 1997 and 1998 campaigns, the Patriots have fought through the adversity to overcome those obstacles and have won four-of-five games late in the year to qualify for the playoffs.

In his first year with the Patriots, Carroll guided the team to their first back-to-back division titles in franchise history. Entering the season, expectations were at an all-time high. The defending conference champions responded by claiming their second consecutive division crown with a victory over Miami in the 1997 season finale. The win improved the Patriots' record to 7-1 within the division, tying a franchise record.

The following week, the Patriots hosted the Dolphins in the first round of the playoffs and advanced with a 17-3 victory. It was their second victory over the

PATRIOTS VS. AFC EAST

In the past two years, the Patriots have had the best record within their division among AFC East rivals. Those totals are listed below:

	W	L	T	PCT.
New England Patriots	11	5	0	.688
New York Jets	9	7	0	.563
Buffalo Bills	9	7	0	.563
Miami Dolphins	8	8	0	.500
Indianapolis Colts	3	13	0	.188

Dolphins in less than a week and the third of the season. Only five other teams in the history of the NFL have ever defeated an opponent three times in one season.

Carroll made his Patriots debut in Foxboro with a 41-7 victory over San Diego on Aug. 31, 1997. The 41 points in a season opener was a franchise record and produced the most lopsided opening day victory in team history. The win sparked a 4-0 start to the season, their best start in 23 years, as the Patriots outscored their opponents 130-40 through the month of September.

Through the first 11 weeks of the season, the Patriots boasted one of the league's most balanced attacks. Offensively, the Patriots ranked fourth overall, averaging 352.8 yards per game and were scoring over 25 points on average (fifth in the NFL). Defensively, the Patriots countered with a unit which was ranked sixth overall, allowing just 288.8 yards per game, and surrendered just 16.5 points on average (also 5th in the NFL).

The loss of running back Curtis Martin in the final month of the season severely limited the Patriots' offensive arsenal and drastically reduced the team's time of possession. Despite the lack of a legitimate rushing attack, the team still overcame the adversity to win four of the last five

HOLD ON! PATRIOTS RECORD BOOK

In each of the last two seasons, the Patriots have established record lows with just seven lost fumbles each year. Those lows contributed to lows of 22 and 24 total turnovers in successive years. The annual franchise-best performances are listed below:

Fumbles		Interceptions		Total Giveaways		Net Differential	
#	Year (G)	#	Year (G)	#	Year (G)	#	Year (G)
71998 (16)	131986 (16)	221997 (16)	161986 (16)
71997 (16)	131962 (14)	241998 (16)	141976 (16)
91980 (16)	141984 (16)	241986 (16)	121961 (14)
101993 (16)	151997 (16)	271996 (16)	111987 (15)
101988 (16)	161995 (16)	281969 (14)	101997 (16)
1072/69 (14)	171998 (16)	291984 (16)	81964 (14)



games and successfully defended their division title.

Much of the season-ending success was attributed to their aggressive, ball-hawking defense, which has long been a Carroll trademark. By season's end, the Patriots had forced 32 turnovers (6th in the NFL) and ranked fourth in the league with a +10 turnover differential. The defense dominated at times throughout the season, allowing just 18.1 points per game (8th in the NFL) during the regular season and just 10 total points in two playoff games.

Offensively, the Patriots displayed tremendous discipline by surrendering a franchise-low 22 total turnovers during a season which saw injuries force line-up changes at key ball-handling positions, including wide receiver, running back and center.

Carroll finished his first season with a 10-6 regular season record, an 11-7 record overall. He was one of 10 new head coaches hired during the 1997 season. Of the 10, only four took their teams to the playoffs and only two, Carroll's Patriots and Steve Mariucci's 49ers, advanced beyond the first round.

Carroll's 1998 squad lost 16 starters due to injuries during the course of the season, including season-ending losses of team leaders Drew Bledsoe and Ted Johnson. Similar to the 1997 campaign, the Patriots opened the season with a 4-1 record, scoring yet another blowout victory over an AFC West opponent when they defeated the Kansas City Chiefs 40-10 at Foxboro (10/11/98). But, injuries in the seventh week of the season vs. the Jets not only sidelined defensive end Willie McGinest, who never returned to full strength during the season, but also cost the team three of their top four receivers as Terry Glenn (25 receptions), Troy Brown (21), and fullback Tony Carter (12) were all sidelined with injuries.

The Patriots battled through the mid-season adversity for the second consecutive season and rebounded to win three consecutive games, including two of the most dramatic come-from-behind victories in franchise history with last-second wins over Miami (11/23/98) and Buffalo (11/29/98). But, a compound fracture to Bledsoe's right index finger and a torn biceps muscle to middle linebacker Ted Johnson compounded the Patriots plight, sidelining both for the final games of the season. The Patriots finished the year with a 9-7 record to qualify for the playoffs, but lost their last two games without Bledsoe, including the playoff game at Jacksonville (1/3/99).

To add insult to injury, the Patriots lost their feature running back Robert Edwards to a possible career-threat-

ening knee injury during an NFL sanctioned flag-football game during Pro Bowl weekend in Hawaii last February. Now, for the second consecutive year, the Patriots will enter the season without the services of a battle-tested feature running back and will rely heavily on a rookie rusher to lead the ground attack.

Past Coaching History:

Prior to joining the Patriots, Carroll spent two seasons as the defensive coordinator of the San Francisco 49ers. Under his guidance, the 49ers defense excelled, producing one of the most dominant units in franchise history. In 1995, San Francisco boasted the league's top rated defense, allowing just 274.9 yards per game, nearly 50 yards below the league average. The 49ers also led the league in rushing defense (66.3 yards per game), average per rush attempt (3.0) and first downs per game (16.5). More importantly, they ranked first in points allowed, limiting their opponents to an average of just 16.1 points per game. The defense was also credited with creating multiple scoring opportunities off turnovers for the league's second ranked offense. They led the league with 26 interceptions, five of which were returned for touchdowns. In all, the 49ers forced 34 turnovers and returned seven for touchdowns to set a new franchise record for defensive scores. At season's end, the 49ers sent six defenders to the Pro Bowl, five of whom had earned first-team All-Pro honors.

In 1996, the 49ers ranked seventh in total defense, allowing just 291.3 yards per game. It was their stingy defense which received much of the credit for the team's success. For the second consecutive season, the Niners held their opponents to an average of 16.1 points per game, which propelled them to a 12-4 regular season record – second only to Green Bay's 13-3 record that season. After allowing just 11 points in a season-opening victory over the Saints, the 49ers defense blanked the St. Louis Rams, 34-0. It was their first shutout in seven years.

Prior to joining the 49ers, Carroll gained some valuable head coaching experience in his final season of a five-year tenure with the New York Jets. He originally joined the Jets in 1990 as their defensive coordinator and was promoted to head coach in 1994. As head coach, Carroll had the Jets in second place in the AFC East and in playoff contention with a 6-5 record through the first 11 weeks of the season. A four-point loss to the Miami Dolphins in the 12th game of the season triggered a five-game losing streak, which included losses to four playoff-bound teams. The opportunity to build on the



1994 season was lost when Carroll was relieved of his duties at season's end, after just one season as head coach.

Carroll's tenure in New York began in 1990 when he was hired as defensive coordinator. He inherited a defensive unit which had allowed 374.6 yards per game in 1989, among the worst in the NFL. Within two years, he had turned the Jets defense into one of the most aggressive, opportunistic units in the league. In 1991, the Jets rush defense had improved from 19th to fourth in the league, allowing just 90.1 yards per game. It was their defense, ranked 12th overall, which carried the Jets to an 8-8 record and qualified them for the playoffs for the first time in five years. In 1992, the Jets fell to 4-12, despite a defensive effort which forced 39 turnovers – the third most in the league that year.

In 1993, the defense ranked second in the AFC and eighth overall in the NFL, allowing just 294.5 yards per game. They allowed an average of just 92.1 yards rushing per game, fifth in the NFL, and forced 37 turnovers (19 interceptions, 18 fumble recoveries). The Jets held their opponents to just 15.4 points per game, which ranked third in the AFC and sixth in the NFL. During the season, the defense had a string of three consecutive games without allowing a touchdown and helped the Jets finish 8-8, third place in the AFC East. During his four seasons as the defensive coordinator, the Jets defense improved in nearly every defensive category, including moving from 25th in the NFL in points allowed (411) in 1989 to sixth (247 points) in 1993. His reward came on Jan. 7, 1994, when Carroll was promoted to head coach, replacing Bruce Coslet.

He joined the Jets after five seasons with the Minnesota Vikings (1985-89), where he gained a reputation for being one of the game's most innovative defensive minds. Under his tutelage, both Joey Browner and Carl Lee developed into Pro Bowl performers and annually kept the Vikings secondary among the top-rated in the league. In 1988, the Vikings possessed the top rated defense in the league (allowing 255.7 yards per game) and forced a league-high 53 turnovers, including a team-record 36 interceptions. The Vikings qualified for the playoffs with an 11-5 overall record and advanced to the second round of the playoffs before being ousted by the 49ers. The following year, the Vikings improved from second in pass defense to first, allowing just

156.3 yards per game.

While at Minnesota, defensive take-aways became the hallmark of Carroll's units. During that time, his squads averaged over 25 interceptions per season and forced a whopping 42.4 total turnovers per year. In fact, dur-

COACHING CAPSULE

Years	Colleges	Position
1985	Pasadena C.C.	Wide Receivers Coach
1974	Pacific.....	Wide Receivers
1975-76	Pacific	Defensive Backs Coach
1977	Arkansas.....	Asst. Secondary Coach
1978	Iowa State.....	Secondary Coach
1979	Ohio State.....	Secondary Coach
1980-82	N.C. State	Defensive Coordinator
1983	Pacific	Asst. Head Coach/ Off. Coordinator

Years	NFL Teams	Position
1984	Buffalo.....	Defensive Backs Coach
1985-89	Minnesota	Defensive Backs Coach
1990-93	New York Jets.....	Defensive Coordinator
1994	New York Jets	Head Coach
1995-96	San Francisco	Defensive Coordinator
1997-98	New England	Head Coach

CARROLL'S NFL COACHING CAREER YEAR-BY-YEAR RESULTS

Years	School/Team	W	L	T	Notes
1984	Buffalo Bills	2	14	0	
1985	Minnesota Vikings	7	9	0	
1986	Minnesota Vikings	9	7	0	
1987	Minnesota Vikings	8	7	0	Wild Card
1988	Minnesota Vikings	11	5	0	Wild Card
1989	Minnesota Vikings	10	6	0	NFC Central Champs
1990	New York Jets	6	10	0	
1991	New York Jets	8	8	0	Wild Card
1992	New York Jets	4	12	0	
1993	New York Jets	8	8	0	
1994	New York Jets	6	10	0	
1995	San Francisco 49ers	11	5	0	NFC West Champs
1996	San Francisco 49ers	12	4	0	Wild Card
1997	New England Patriots	10	6	0	AFC East Champs
1998	New England Patriots	9	7	0	Wild Card

CARROLL'S HEAD COACHING RECORD

		W	L	T	PCT.
94-98	Regular Season	25	23	0	.521
97-98	Postseason	1	2	0	.333
	Total	26	25	0	.510

bold type indicates head coaching seasons



ing his 14-year NFL coaching career, only his 1990 Jets defense (29) finished a season with fewer than 32 takeaways.

After a 10-year collegiate-level coaching career, Carroll joined Kay Stephenson's staff with the Buffalo Bills as the secondary coach in 1984. He spent just one season in Buffalo before joining Bud Grant's staff in Minnesota in 1985.

Carroll began his coaching career at his alma mater, the University of Pacific, in 1974, at the age of 22. He coached three seasons at Pacific (1974-76) before moving on, gaining valuable coaching experiences at Arkansas (1977), Iowa State (1978) and Ohio State (1979) before settling in at North Carolina State in 1980. For the next three seasons (1980-82), Carroll directed the Wolfpack's defense before returning to Pacific in 1983 as the assistant head coach and offensive coordinator. During his collegiate coaching career, Carroll enjoyed many successes. He was on the staff of two different universities that claimed conference titles and finished the seasons with 11-1 records. The first came in 1977 when he was an assistant on Lou Holtz's staff at Arkansas. The Razorbacks overpowered Oklahoma 31-6 in the Orange Bowl to finish the year 11-1. Two years later, he celebrated similar success as an assistant on Earle Bruce's

staff at Ohio State when the Buckeyes claimed the Big Ten title with an 11-0 record, but finished 11-1 after dropping a one-point decision, 17-16, to Southern Cal in the 1980 Rose Bowl.

Personal: Carroll was born Sept. 15, 1951 in San Francisco, Calif. He attended Redwood High in Larkspur, Calif., where he lettered in football, basketball and baseball. After a standout prep football career, Carroll played two seasons at the College of Marin before transferring to the University of Pacific in 1971. In 1971 and 1972, he earned All-Pacific Coast Conference honors as a defensive back. He earned the Ironman Award each season, which is presented annually to the Pacific player who logs the most playing time in a year. In 1972, he captained the team to an 8-3 record as a senior and was voted the team's Most Inspirational Player. He graduated with a degree in business administration and later returned to earn his master's degree in physical education. His pursuit of a professional playing career ended after a tryout with the Hawaiians of the World Football League in 1973. In 1974, he began his coaching career at his alma mater. He and his wife, Glenna, have three children: Brennan (3/20/79), Jaime (4/12/82) and Nathan (3/24/87).

PATRIOTS ALL-TIME COACHING RECORDS

The Patriots have qualified for the playoffs in each of Pete Carroll's first two years as head coach. He is just the second coach in the history of the franchise to take teams to the playoffs in consecutive seasons. His 20-15 overall record gives him a .571 winning percentage, which ranks first among the franchise's all-time winningest coaches (listed below).

Coach	Seasons	Years	---Season---			-Playoffs-			Career Totals			Winning Pct.
			W	L	T	W	L	T	W	L	T	
Pete Carroll	2.0	1997-98	19	13	0	1	2	0	20	15	0	.571
Raymond Berry	5.5	1984-89	48	39	0	3	2	0	51	41	0	.554
Ron Meyer	2.5	1982-84	18	15	0	0	1	0	18	16	0	.529
Chuck Fairbanks	6.0	1973-78	46	39	0	0	2	0	46	41	0	.529
Mike Holovak	7.5	1961-68	52	46	9	1	1	0	53	47	9	.528
Bill Parcells	4.0	1993-96	32	32	0	2	2	0	34	34	0	.500
Ron Erhardt	3.0	1979-81	21	27	0	0	0	0	21	27	0	.438
Lou Saban	1.5	1960-61	7	12	0	0	0	0	7	12	0	.368
John Mazur	2.0	1970-72	9	21	0	0	0	0	9	21	0	.300
Dick MacPherson	2.0	1991-92	8	24	0	0	0	0	8	24	0	.250
Clive Rush	1.5	1969-70	5	16	0	0	0	0	5	16	0	.238
Phil Bengtson	0.5	1972	1	4	0	0	0	0	1	4	0	.200
Rod Rust	1.0	1990	1	15	0	0	0	0	1	15	0	.063
Bullough-Erhardt		1978	0	1	0	0	0	0	0	1	0	.000



JEFF DAVIDSON



OFFENSIVE LINE ASSISTANT

5TH COACHING SEASON
5TH NFL SEASON
3RD PATRIOTS SEASON

Coaching: Jeff Davidson joined Pete Carroll's staff on March 6, 1997. In his first year with the Patriots, he coached the team's tight ends. In 1998, he was assigned to the offensive line, a position he played professionally for four seasons. During his playing career, Davidson saw action at each position on the line; center, guard and tackle.

Last year, he assisted the offensive line coach, concentrating on the continued development of the young reserves on the Patriots offensive line. By season's end, both Heath Irwin and Damon Denson had cracked the starting lineup and the line, as a whole, helped produce a 1,000-yard rusher for the third consecutive season – extending a franchise record.

In 1997, he was assigned to coach the team's tight ends, a position which produced another Pro Bowl effort from veteran TE Ben Coates. For the fourth time in five years, Coates led the team in receiving with 66 receptions for 737 yards and eight touchdowns.

Davidson began his NFL coaching career in 1995 with the New Orleans Saints as a volunteer assistant. He gained valuable coaching experience under the guidance of offensive line coach Jon Matsko on Jim Mora's staff. In 1996, he was named offensive assistant, responsible for a multitude of functions, including the breaking down of game tapes, opponent scouting and self-scouting. He also maintained a number of on-field coaching responsibilities.

Davidson entered the league in 1990 as a fifth-round draft pick of the Denver Broncos. He played four seasons in the NFL before injuries sidelined him, leading him to an early entry into the coach-

ing profession. He began his second career pursuit in the NFL in 1995 when he joined the New Orleans Saints coaching staff as a volunteer assistant.

Playing: Davidson earned All-Big Ten honors as a senior and was a four-year letterman as an offensive lineman at Ohio State. He was drafted in the fifth round of the 1990 NFL draft by the Denver Broncos and moved into the starting lineup in just his second season. He started 16 games, including both playoff games, at left tackle. In 1992, he started every game at left guard. He was released by the Broncos in 1993 and signed by the New Orleans Saints as a free agent in 1994. He was on the active roster for the first seven games of the season, but suffered a shoulder injury which sidelined him for the remainder of the year and ultimately brought an end to his playing career.

Personal: Jeffrey John Davidson was born Oct. 3, 1967 in Akron, Ohio. He attended Westerville (Ohio) North High School where he earned *Parade* All-American honors as a senior. He was a three-sport prep letterman, starring in football (3 letters), track (4) and baseball (1). Jeff and his wife, Judy, have two sons; Nicholas and Alexander.

COACHING CAPSULE

Years	Team	Position
1995	New Orleans Saints	Volunteer Asst.
1996	New Orleans Saints	Offensive Asst.
1997	New England Patriots	Tight Ends
1998-99	New England Patriots	Assistant Offensive Line



IVAN FEARS



WIDE RECEIVERS

23RD COACHING SEASON
12TH NFL SEASON
3RD PATRIOTS SEASON

Coaching: Ivan Fears, a 23rd-year coaching veteran in his ninth season in the league, returned to New England as wide receivers coach on Jan. 27, 1999. He originally joined the NFL coaching ranks as a member of Dick MacPherson's staff which he brought to the Patriots from Syracuse University in 1991.

He re-joins the Patriots in 1999, after six seasons as the receivers coach of the Chicago Bears. This year, Fears inherits a receiving corps which, when healthy, rivals any in the conference. But, last year the position was ravaged by injury, sidelining Terry Glenn (6 games), Vincent Brisby (10) and Troy Brown (6) for a combined total of 22 games.

Injuries are a factor of which Fears is all too familiar. In 1997, his fifth season in Chicago, both starting receivers missed games due to injury. Curtis Conway missed nine games due to a fractured collar bone, while Bobby Engram was forced to the sidelines for five weeks due to a sprained ankle.

Fears joined the Bears in 1993, the year Chicago drafted Conway seventh overall. The following year, the Bears added little-known Steelers receiver Jeff Graham and developed him into one of the leading receivers in the league. In his first year with the Bears, Graham started 15 games and led the team with 68 receptions for 944 yards. By 1995, Conway and Graham had become one of the best receiving tandems in football. Graham led the team with 1,301 yards on 82 receptions while Conway produced 62 receptions for 1,037 yards and 12 touchdowns. The pair became the first receiving tandem in franchise history to each record over 1,000 yards receiving in a single season. Graham was lost to free agency in 1996, but Conway filled the void with a career-high 81 receptions for 1,049 yards and became the first Bear in franchise history to record back-to-back 1,000-yard seasons. Injuries in 1997 limited Conway's production in 1997, as the Bears relied instead on veteran receiver Ricky Proehl. Last year, Bobby Engram emerged as the team leader, nearly eclipsing the 1,000-yard plateau, but

finished with 987 yards on 64 receptions.

Fears originally joined the Patriots in 1991 and worked two seasons with a receiving corps which consisted of Irving Fryar, Greg McMurtry and Michael Timpson. In 1991, Fryar turned in his first 1,000-yard season in his eight year career, finishing with 1,014 yards on 68 receptions (14.9).

Before joining the pro ranks, Fears spent 11 seasons on MacPherson's staff as receivers coach at Syracuse (1980-90). One of his coaching mates at Syracuse was current Patriots director of pro scouting, Dave Uyrus.

He began his coaching career as a graduate assistant for his alma mater in 1976, coached the receivers in 1977 and was assigned the quarterbacks for two seasons (1978-79) before joining the Orangemen in 1980.

Playing: A three-year letterman at William & Mary (1973-75), Fears' career as a running back was cut short by three knee operations.

Personal: Ivan Fears was born Nov. 15, 1954 in Portsmouth, Va. He grew up in Suffolk, Va., where he starred at John Yates High and was twice named the school's Outstanding Player of the Year. He also earned all-state honors as a senior. Ivan and his wife, Beverly, have three children; Joshua, Aaron and Kimberly.

COACHING CAPSULE

Years	Team	Position
1977	William & Mary.....	Grad Asst.
1978	William & Mary.....	Receivers
1979-80	William & Mary.....	Quarterbacks
1981-90	Syracuse.....	Receivers
1991-92	New England Patriots.....	Receivers
1993-98	Chicago Bears.....	Receivers
1999	New England Patriots.....	Receivers



RAY HAMILTON



DEFENSIVE LINE

15TH COACHING SEASON
13TH NFL SEASON
8TH PATRIOTS SEASON

Coaching: Ray Hamilton, who began both his NFL playing and coaching careers in New England, returned to the Patriots in 1997 when Pete Carroll appointed him as defensive line coach on Feb. 13, 1997.

In 1997, Hamilton inherited a defensive line anchored by defensive end Willie McGinest, who was fresh off a Pro Bowl campaign in 1996 after leading the team with 20.5 sacks the previous two seasons. Unfortunately, injuries have hampered McGinest the past two seasons, limiting his availability and causing Hamilton and the rest of the defensive front to make adjustments. As a result, Hamilton has relied more on the interior line for sack production.

In two seasons, Hamilton has molded this unit into an aggressive, disciplined defensive front by teaching some of the personal techniques which made him one of the premier defensive linemen in Patriots history. The signing of former Pro Bowl defensive tackle Henry Thomas prior to the 1997 season gave Hamilton a veteran leader in the trenches. Since his arrival, Thomas has started 31 of 32 games, playing through various nagging injuries, to lead all defensive linemen in total tackles (144) and sacks (13.5). Last year, Thomas posted a seven-year high 75 tackles, including 6.5 sacks. Hamilton has also helped in the development of Chad Eaton, who has emerged from a practice squad player in 1996 to a 16-game starter in 1998. Eaton finished the year with 69 stops and was second to Thomas with 6.0 sacks. The 12.5 combined sacks by the two interior linemen were the most by a Patriots tackle tandem since Hamilton (8.0) and Richard Bishop (5.5) teamed for 13.5 in 1980. Overall, the line contributed 25 of the team's 36 sacks and allowed just 96.7 yards per game rushing, which ranked seventh in the league.

Statistically, the defense showed steady improvement throughout the 1997 season. The 45 sacks in 1997 ranked eighth in the league and counted as a 12-sack improvement over 1996. The defense allowed just 289 total points (8th overall), an average of 18.1 points per

game. That marked a 24-point improvement over 1996 (313 pts.), a 19.6 point average.

He joined the Patriots after two seasons in New York, where he coached the Jets' defensive line. While with the Jets, Hamilton was instrumental in the development of Hugh Douglas, who recorded 18 sacks in his first two seasons and was named NFL Defensive Rookie of the Year in 1995. As a unit, the defensive pressure improved significantly in Hamilton's first year with the Jets. That year, the Jets defense ranked fourth in the AFC, sixth overall (297.3 ypg) and had the top-ranked pass defense, allowing just 171.3 yards per game. In addition, the defense enjoyed a 14-sack improvement, jumping from 29 sacks in 1994 to 43 sacks in 1995. The 43 sacks tied for third in the AFC and was sixth in the league.

He began his professional coaching career in New England as the assistant defensive line coach on Raymond Berry's staff from 1985-89. In his first season as a coach, he helped instruct a defensive line which consisted of Julius Adams, Ken Sims and rookie sensation Garin Veris, whose 10 quarterback sacks remains a franchise rookie record. That year, the Patriots won their first AFC Championship title and competed in Super Bowl XX.

In 1990, he left the Patriots and became the head coach of the semi-pro Bay State Titans, whom he led to the league championship game. While coaching the Titans, he tutored defensive tackle Eric Swann, the future first-round draft choice

COACHING CAPSULE

Years	Team	Position
1985-89	New England Patriots	Asst. Defensive Line
1990	Bay State Titans (Semi Pro)	Head Coach
1991	Tampa Bay Buccaneers	Defensive Line
1992	University of Tennessee	Defensive Line
1993-94	Los Angeles Raiders	Defensive Line
1995-96	New York Jets	Defensive Line
1997-99	New England Patriots	Defensive Line



of the Arizona Cardinals and one of the premier defensive linemen in the NFL today. In 1991, he returned to the NFL as the defensive line coach with the Tampa Bay Buccaneers. In 1992, he accepted the defensive line responsibilities at Tennessee. That year, the Volunteers set a school record by compiling 40 sacks during the season. He returned to the NFL in 1993 with the Los Angeles Raiders. In two seasons with the Raiders, he played a significant role in the development of defensive tackle Chester McGlockton and of a defensive unit which totaled 83 sacks during his tenure. In 1993, the Raiders compiled 45 sacks, which ranked seventh in the league. The following year, they were once again among the league's top 10 in sacks with 38 (9th overall) and were ranked fourth in the AFC in total defense (308.9 ypg). He returned to the east coast in 1994 when he was named the defensive line coach on Rich Kotite's staff with the Jets.

Playing: Ray Hamilton was a fixture on the Patriots defensive line from 1973-81. Although he was a two-time All-Big 8 selection at Oklahoma, he remained on the draft board until the Patriots selected him in the 14th round of the 1973 NFL Draft. The selection proved to be one of the biggest steals in Patriots draft history. He was originally projected as a linebacker, but imme-

diately found a home on the defensive line. In 1973, he lined up at left defensive end and set a Patriots rookie record with seven sacks (later broken by Garin Veris). He started every game that season, the first of a record-setting 110 consecutive starts. He moved to nose tackle in 1974 when the Patriots made the transition from a 4-3 to a 3-4 defense. He retired prior to the 1982 season as one of the most recognizable players in franchise history and currently ranks fourth among the team's all-time leaders with 54.0 career sacks.

Personal: Ray Hamilton was born Jan. 20, 1951 in Omaha, Neb., the second of 12 children. He attended Douglass High in Oklahoma City, where he lettered in football, wrestling and track. He excelled both on the field and in the classroom at Oklahoma, where he made the dean's list and earned a bachelor's degree in marketing at Oklahoma. As a member of the Patriots, he took graduate classes at Suffolk (Mass.) University, where he once again made the dean's list and earned a master's degree in public administration in 1977. Ray and his wife, Paula, have two sons, Kadar and Damon. Kadar, a Stanford graduate, was signed by the Patriots and assigned to the Barcelona Dragons of the NFL Europe League. Damon is a junior at the Wharton School of Business at the University of Pennsylvania.

RON LYNN



DEFENSIVE BACKS

34TH COACHING SEASON
14TH NFL SEASON
3RD PATRIOTS SEASON

Coaching: Ron Lynn, a 34th-year coaching veteran, now in his 14th NFL season, joined the Patriots on Feb. 12, 1997 when he was named defensive backs coach on Pete Carroll's staff.

In his first season with the Patriots, he initiated an aggressive, ball-hawking secondary which was responsible for 16 of the team's 19 interceptions and 21 of the 32 total take-aways. Both the interceptions and total take-aways ranked third in the AFC in 1997. Last year, the secondary accounted for 23 of their 24

interceptions (second only to Miami's 29 picks) and totaled 31 take-aways for the season. Ty Law led the way with a league-leading nine interceptions, which he returned for 133 yards, including a 59-yard return for a touchdown. Meanwhile, Lawyer Milloy led the team with 151 total tackles and ranked second with six interceptions, while safety Willie Clay provided 103 stops, third on the team. Combined, the three produced 329 tackles and 18 interceptions and both Law and Milloy were rewarded with Pro Bowl honors. In fact,



Law walked away with co-MVP honors after making his first Pro Bowl appearance in 1999.

In Lynn's first season with the Patriots, he helped the Patriots' pass defense improve from 28th in 1996 to 21st as the per game average fell from 237.7 ypg. to 216.8 ypg. in 1997 — 8th in the AFC. Part of that success can be attributed to the elimination of the long ball. In 1997, the Patriots allowed just two completions of 45 yards or more with a long of 51. In 1996, the secondary surrendered nine completions of 45 yards or more, including two touchdown passes of over 60 yards.

Lynn joined the Patriots' staff after three seasons as the defensive coordinator of the Washington Redskins (1994-96). When he joined the Redskins, he took over a defense which had finished 26th in the league in 1993 and improved to 18th by 1995. In a year in which scoring was up league-wide, the Redskins allowed 53 fewer points than in 1994, the third-best improvement in the league.

He began his NFL coaching career in 1986 when he was named the defensive coordinator of the San Diego Chargers. He spent six seasons in San Diego (1986-91), where he inherited the league's 28th ranked defense in 1985 and molded them into one of the top five defensive units in the league by 1990. During his first season with the Chargers, the team set a club record with 62 quarterback sacks and recovered an NFL-high 22 fumbles.

In 1992, he took over the worst ranked defense in the league as defensive coordinator for the Cincinnati Bengals. In his first season with the Bengals, his defense totaled 46 sacks, doubling their total from the previous season. In just two seasons (1992-93), the defense evolved from the 28th ranked unit in the league to 16th overall. Much of the credit for the improvement was a result of the pass defense, which ranked last in 1991 and improved to second in the league in 1993. In 1994, Lynn accepted another challenge when he was named the defensive coordinator of the Washington Redskins, a unit which was ranked 26th in the league when he took over.

Lynn, a 32-year coaching veteran, gained 17 years of coaching experience at the collegiate level before making the transition to the professional level. His coaching career began in 1966 at the University of Toledo. He spent the next seven seasons (1967-73) as the defensive coordinator and defensive backs coach at his alma mater, Mt. Union. In 1974, he joined the staff at Kent State (1974-76) as their defensive coordinator and

defensive backs coach. He coached the offensive backs in his first year at San Jose State in 1977 and switched back to defense as their assistant head coach and defensive coordinator in 1978. He spent one season at the University of Pacific (1979) before accepting the defensive coordinator and defensive back responsibilities at California from 1980-82. He joined the professional ranks in 1983 as the defensive coordinator of the USFL's Oakland Invaders. That year, his defense led the league in sacks. He coached three seasons in the USFL before joining the San Diego Chargers in 1986.

Playing: Lynn was a three-year letterman at Mt. Union in Ohio (1963-65). He played quarterback and defensive back during his collegiate career. Following his college playing career, Lynn entered the coaching profession.

Personal: Ron William Lynn was born in Youngstown, Ohio. He attended Struthers (Ohio) High and lettered in football and baseball. He played quarterback and defensive back at Mt. Union College in Alliance, Ohio, where he received his bachelor of science degree in chemistry. While coaching at Toledo, Lynn earned his master's degree in education. Ron and his wife, Cynthia, are the parents of three sons, Ryon (7/22/88), John (1/23/90) and Alec (12/23/91).

COACHING CAPSULE

Years	Team	Position
1966	Toledo.....	Graduate Assistant
1967-73	Mt. Union.....	Def. Coordinator/Secondary
1974-76	Kent State.....	Def. Coordinator/Secondary
1977	San Jose State.....	Offensive Backs
1978	San Jose State.....	Asst. Head Coach/Defensive Coordinator
1979	Pacific.....	Defensive Coordinator/Secondary
1980-82	California.....	Defensive Coordinator/Secondary
1983-85	Oakland Invaders.....	Defensive Coordinator/Secondary
1986-91	San Diego Chargers.....	Defensive Coordinator
1992-93	Cincinnati Bengals.....	Defensive Coordinator
1994-96	Washington Redskins.....	Defensive Coordinator
1997-99	New England Patriots.....	Defensive Backs



JOHNNY PARKER



STRENGTH & CONDITIONING

31ST COACHING SEASON
16TH NFL SEASON
7TH PATRIOTS SEASON

Coaching: Johnny Parker, a 16th-year NFL coaching veteran and three Super Bowls, was named the Patriots' strength and conditioning coach on Jan. 25, 1993.

When he joined the Patriots in 1993, his first assignment as strength and conditioning coach was to develop a year-round conditioning routine for the players to utilize during the offseason to help prevent injuries in the fall. Much to the credit of his program and the work ethic of his players, the Patriots survived the 1993 season nearly injury-free, an amazing recovery from the injury-plagued 1992 season.

His program is a unique blend of strength and conditioning workouts. He has studied training methods from around the world and has implemented a program designed to not only improve the player's overall athletic abilities, but also to lessen the potential for injury.

Parker's first professional assignment came in 1984, when he joined Bill Parcells' staff with the New York Giants. His strength and conditioning methods made an immediate impact on the team. Prior to Parker's arrival, the Giants were decimated by injuries. Twenty-five players spent time on the injured reserve list in 1983, as the team struggled through a 3-12-1 season. That number was reduced to seven in 1984 – Parker's first season with the Giants. He began his coaching career as linebackers coach for Indianola Academy in 1969. He coached for five seasons (1969-73) before making the transition from the locker room to the weight room. In 1974, he was hired as the strength and conditioning coach at

South Carolina. He spent three seasons (1974-76) with the Gamecocks before moving on to the University of Indiana in 1977. After three seasons (1977-79) of implementing his conditioning program at Indiana, he accepted the strength and conditioning responsibilities at Louisiana State in 1980. The following year, he began a three-year tenure (1981-83) at Ole Miss. His first professional assignment came in 1984 with the New York Giants.

Personal: Johnny Parker was born Feb. 1, 1947, in Greenville, S.C., and raised in Shaw, Miss. He graduated from Shaw High, then matriculated to Ole Miss, where he earned his bachelor's degree in 1968. Parker continued his education at Delta State University, where he earned his master's degree. He visited the Soviet Union in 1983 and again in 1986 to study the methods of the Russian Olympic trainers and has incorporated a number of their techniques into his strength and conditioning practices. Johnny married the former Jane Cline of Covington, Ind. in 1979.

COACHING CAPSULE

Years	Team	Position
1969-73	Indianola Academy	Linebackers
1974-76	South Carolina	Strength & Conditioning
1977-79	Indiana	Strength & Conditioning
1980	Louisiana State	Strength & Conditioning
1981-83	Mississippi	Strength & Conditioning
1984-92	New York Giants	Strength & Conditioning
1993-99	New England Patriots	Strength & Conditioning



BO PELINI



LINEBACKERS

9TH COACHING SEASON

6TH NFL SEASON

3RD PATRIOTS SEASON

Coaching: Bo Pelini, a ninth-year coaching veteran, joined Pete Carroll in New England when he was named the Patriots' linebackers coach on Feb. 12, 1997.

Last year, his linebacking corps placed three players among the team's top five tacklers for the second year in a row. Despite missing the final three games due to an injury, Ted Johnson finished the year with a career-high 142 tackles, second only to Lawyer Milloy's 151 stops. Tedy Bruschi, who replaced an injured Todd Collins to start seven games for the Patriots, finished the year with 81 tackles (fourth), just ahead of Collins' 76 tackles (fifth).

In 1997, Johnson (127 tackles) and Collins (99 tackles) finished 1-2 among the team's leading tacklers, while Chris Slade made his first Pro Bowl appearance as a starter after finishing the year with 88 tackles, including nine sacks. He became the first Patriot linebacker voted to the Pro Bowl since Johnny Rembert earned the honor in 1989. Combined, the starting unit amassed 314 total tackles, including 14.5 sacks. The 14.5 sacks accounted for nearly one-third of the season's total 45 sacks, which was a 12-sack improvement over the 1996 season (33 total sacks).

Pelini joined the Patriots after three seasons with San Francisco. He was hired by the 49ers in the spring of 1994 as a scouting assistant. Later that year, he accepted a position on George Seifert's staff as a defensive assistant, assigned to assisting with the team's linebackers. In 1995, he was assigned to the secondary, where he spent two years under the direction of defensive coordinator Pete Carroll.

His coaching career began as a graduate assistant on Hayden Fry's staff at Iowa. He spent two years with the Hawkeyes (1991-92) assisting with the receivers. In

1993, Pelini coached the quarterbacks and the secondary at his high school alma mater, Cardinal Mooney High in Youngstown, Ohio, while earning a master's degree in sports administration from Ohio University.

Playing: Pelini played collegiately at Ohio State (1987-90), where he was a three-year starter in the secondary. He was voted team co-captain his senior season and was a three-time Academic All-Big Ten selection. He was voted by his teammates as the recipient of the Bo Rein Award, given annually to the team's most inspirational senior.

Personal: Mark "Bo" Pelini was born Nov. 13, 1967 in Youngstown, Ohio. He was a standout at Cardinal Mooney High in Youngstown, Ohio, where he played both quarterback and safety. He received all-state recognition as a senior after totaling 1,300 offensive yards. He was also a prep standout in basketball and was recruited by a number of colleges before declaring his intent to play football at Ohio State. Bo and his wife, Mary Patricia, celebrated the birth of their first child, Patrick Mark, on Feb. 18, 1999. The Pelini family resides in Attleboro, Mass.

COACHING CAPSULE

Years	Team	Position
1991-92	Iowa.....	Graduate Assistant
1993	Cardinal Mooney High.....	Assistant Coach
1994-96	San Francisco 49ers.....	Defensive Assistant
1997-99	New England Patriots.....	Linebackers



JACK REILLY



QUARTERBACKS

32ND COACHING SEASON
10TH NFL SEASON
2ND PATRIOTS SEASON

Coaching: Jack Reilly, a 32nd-year coaching veteran with 10 years of NFL experience, joined the Patriots on March 18, 1998 when he was named the quarterbacks coach on Pete Carroll's staff.

With Drew Bledsoe, Reilly inherits a quarterback, who at the age of 27, has already competed in a Super Bowl, appeared in three Pro Bowls and has thrown more passes (3,382 attempts) in his six NFL seasons than any other quarterback during any six-year span in NFL history. Reilly, a reputed passing fundamentalist, will continue to work closely with offensive coordinator Ernie Zampese and Bledsoe to perfect the precision passing game that Zampese has brought to New England. This year, Bledsoe will be backed up by veteran quarterback John Friesz, who is entering his ninth NFL season.

Last year, despite injuries which depleted the Patriots receiving corps and sidelined Bledsoe for the final two games, the Patriots still boasted the fifth ranked passing offense in the league, averaging 228.8 yards per game, up two spots from 1997.

Prior to joining the Patriots, Reilly spent one season as the quarterbacks coach of the Dallas Cowboys. He became the first assistant coach to work exclusively with the quarterbacks — in a non-coordinator's role — since the 1989 season. In his only season with Troy Aikman, he saw his quarterback pass for more touchdowns (19) than he had in the previous five seasons, the second highest total of Aikman's career, while his interception ratio dropped from 2.8 percent in 1996 to 2.3 percent in 1997.

He began his NFL coaching career in 1990 as an offensive assistant with the San Diego Chargers. In his third season with the Chargers, he was promoted to pass-offense coordinator. That year, the Chargers won 11 of their final 12 games of the season to claim the AFC West division title. He remained in San Diego through the 1993 season. In 1994, he moved

up the coast to Los Angeles, where he joined Art Shell's staff as the Raiders' running backs coach. After just one season with the Raiders, the cross-town Los Angeles Rams made their move to St. Louis and Reilly moved with them, joining Rich Brooks' staff as the offensive coordinator in 1995.

While in St. Louis, he helped wide receiver Isaac Bruce develop into a Pro Bowl performer. In 1995, Bruce was second in the NFL with 1,781 yards receiving, the second-highest single-season receiving total in NFL history.

Reilly began his coaching career in 1968 at Beverly Hills (Calif.) High School. After 12 seasons, including the last five as head coach, Reilly pursued a collegiate coaching career, which began in 1980 at El Camino (Calif.) Junior College. He was named head coach in 1982 and in the next three years he posted a 19-10 overall record. His coaching abilities attracted the University of Utah, which hired him as the school's offensive coordinator and quarterbacks coach in 1985. During his five-year stay (1985-89), Reilly guided the development of current Baltimore Ravens quarterback Scott Mitchell and directed one of the nation's most potent offenses. In 1987, Utah posted the third highest passing totals in the NCAA. The following year, the offense led the nation with an average of 396 yards pass-

COACHING CAPSULE

Years	Team	Position
1968-79	Beverly Hills High.....	Head Coach
1980	El Camino J.C.	Assistant Coach
1981-84	El Camino J.C.	Head Coach
1985-89	University of Utah	Offensive Coordinator/QBs
1990-91	San Diego Chargers.....	Offensive Assistant
1992-93	San Diego Chargers.....	Pass Offense Coordinator
1994	Los Angeles Raiders	Running Backs
1995-96	St. Louis Rams.....	Offensive Coordinator
1997	Dallas Cowboys.....	Quarterbacks
1998-99	New England Patriots.....	Quarterbacks



ing and 547 total yards per game. In 1989, the offense slipped to second in the nation in passing. His collegiate success caught the attention of the San Diego Chargers, who hired Reilly for the 1990 season as an offensive assistant.

Playing: Reilly played quarterback collegiately at Washington State (1963), Santa Monica College (1964) and Long Beach State (1965-66). He was a junior college All-American at Santa Monica in 1964 and was recruited to Long Beach State, where he earned Little All-America honors as a senior.

Personal: Jack Reilly was born in Boston, Mass. and raised in Southern California. A standout prep career as a quarterback at Culver City (Calif.) High led to an opportunity to perform on the collegiate level. He played one season at both Washington State (1963) and Santa Monica College (1964) before landing at Long Beach State, where he lettered twice and earned Little All-American honors. Jack and his wife, Wendy, have a son, Chris, and two daughters, Corrie and Katie.

DANTE SCARNECCHIA



**OFFENSIVE
LINE**

**30TH COACHING SEASON
19TH NFL SEASON
17TH PATRIOTS SEASON**

Coaching: Dante Scarnecchia is a 19th-year NFL coaching veteran, including 17 with the Patriots, and two Super Bowl teams. He remained with the Patriots when he joined Pete Carroll's staff as the special teams coach on Feb. 4, 1997. He originally joined the Patriots in 1982. Since then, he has spent all but two seasons (1989-90) on the Patriots' sidelines. His 17 seasons as a Patriot assistant is the longest tenure by any Patriots coach in franchise history.

This year, Scarnecchia will return to his roots, coaching the offensive line – a position he has coached for 13 of his 30 seasons in the profession. He takes over an offensive line which is anchored by six-time Pro Bowler Bruce Armstrong and returns four of the five incumbents from a year ago, but a number of younger players are expected to compete for more playing time this year.

Last year was another superb year by the Patriots special teamers. Adam Vinatieri scored a career-high 127 points, sixth in franchise history and the most by a Patriot since Tony Franklin's 140 points in 1986. Derrick Cullors returned 45 kicks (second in franchise history) and Troy Brown

averaged 13.2 yards per punt return, the fourth-best single season average in team history. Tom Tupa averaged 44.5 yards per punt, which ranked third among the Patriots all-time leaders.

In 1997, Scarnecchia's special teams units pro-

COACHING CAPSULE

Years	Team	Position
1970-72	California Western.....	Offensive Line
1973	Iowa State	Offensive Line
1974	Iowa State	Defensive Backs
1975-76	Southern Methodist.....	Offensive Line
1977-78	Pacific.....	Offensive Line/Recruiting Coordinator
1979	Northern Arizona	Offensive Line
1980-81	Southern Methodist.....	Offensive Line
1982-88	New England Patriots	TEs/Special Teams
1989-90	Indianapolis Colts.....	Offensive Line
1991-92	New England Patriots	TEs/Special Teams
1993-94	New England Patriots.....	Special Assistant
1995-96	New England Patriots	Defensive Asst./LBs
1997-98	New England Patriots	Special Teams
1999	New England Patriots	Offensive Line



duced the league's second-best punter (Tom Tupa), fifth-best kick returner (David Meggett) and the AFC's special teams Pro Bowl representative — Larry Whigham. Tupa set a franchise record and led the AFC with a 45.8-yard average per punt. It was the first time in franchise history that a Patriots punter led the conference in punting. Meggett averaged 24.7 yards per return, tied for fifth in the league and third in the AFC, and Whigham, who consistently drew double coverage, was recognized as the AFC's best among special teams performers.

Scarnecchia originally joined the Patriots and made his NFL coaching debut in 1982 as a member of Ron Meyer's staff. He coached the tight ends and special teams for the Patriots for seven seasons (1982-88) before moving on to Indianapolis with Ron Meyer in 1989. He rejoined the Patriots in 1991 after spending two seasons (1989-90) as the Colts' offensive line coach. From 1991 to 1992, he coached the tight ends and special teams on Dick MacPherson's staff. On Nov. 4, 1992, MacPherson fell ill and appointed Scarnecchia to serve as the team's spokesman in his absence. Scarnecchia fulfilled the obligation for seven of the Patriots' final eight games and held the responsibilities of the head coach for both of the Patriots' victories that season.

In 1993, he was the only Patriots' assistant retained from the previous staff. He was assigned special assistant from 1993-94, which was re-defined as

defensive assistant from 1995-96. During that time, he assisted defensive coordinator Al Groh with the development of the team's linebacking corps.

His coaching career began in 1970 as the offensive line coach at California Western University. He moved to Iowa State in 1973, where he served as the assistant offensive line and defensive backfield coach. He spent the 1975 and 1976 campaigns at Southern Methodist University, before becoming the University of Pacific's offensive line coach and recruiting coordinator from 1977 through 1978. In 1979, Scarnecchia coached at Northern Arizona and then accepted an opportunity to return to Ron Meyer's staff at SMU as the offensive line coach in 1980. In 1982, Meyer was hired as the head coach of the New England Patriots and Scarnecchia was among a number of the SMU assistants who joined Meyer's staff in New England.

Playing: Scarnecchia played offensive guard and center at California Western University from 1968-70. He began his collegiate career at Taft Junior College in 1966 before transferring to California Western.

Personal: Dante Scarnecchia was born Feb. 15, 1948, in Los Angeles, Calif. He holds a master's degree in physical education from U.S. International. Dante and his wife, Susan, have a son, Steve (3/10/78) and a daughter, Lisa (10/28/81).

BRAD SEELY



SPECIAL TEAMS

22ND COACHING SEASON
11TH NFL SEASON
1ST PATRIOTS SEASON

Coaching: Pete Carroll has always held Brad Seely in high regard. When the opportunity came to bring Seely aboard, Carroll immediately welcomed the 22-year coaching veteran to his staff. He was named the Patriots' special teams coach on Jan. 27, 1999.

Carroll's opinion of Seely is obviously shared

among other NFL coaches. In 1996, those NFL peers voted Seely as the 1996 NFL Special Teams Coach of the Year.

In joining the Patriots, Seely inherits a special teams unit featuring two of the league's best kickers, placekicker Adam Vinatieri and veteran punter Lee John-



son. The coverage units are led by 1997 Pro Bowl representative Larry Whigham and last year's leading special teams tackler Tebucky Jones. The returns are handled by Derrick Cullors and Troy Brown. Cullors returned 45 kicks last year (2nd in franchise history) and Brown averaged 13.2 yards on 17 punt returns. His average was the fourth-best single-season average in team history and would have led the AFC, but he did not have enough returns to qualify.

Seely joins the Patriots after four seasons with the Carolina Panthers, where he helped groom an expansion team which was an immediate success.

In 1996 and 1997, Panthers kickoff returner Michael Bates became the first player in 35 years to lead the league in kick return average in consecutive seasons. He also earned two consecutive trips to the Pro Bowl for his efforts.

In 1996, not only did Seely help produce the NFL's best kick return specialist, he also had the league's best kicker, as John Kasay set an NFL single season record with 37 field goals. His 145 total points was the third highest total in the history of the league. In addition to the success of Bates and Kasay, Carolina also boasted one of the league's top coverage units, ranking first or second in nearly every category. Special teams played a big part in the team's overall success, as Carolina claimed their first division title in just their second season with a 12-4 overall record.

That year, Panther punter Rohn Stark, who spent the majority of his career with Seely in Indianapolis, became the NFL's all-time leading punter with 48,658 career punting yards to boot.

Last year, Bates turned in another solid performance, but saw his championship reign come to an end when he finished eighth in the league in kick returns. Punter Ken Walter had one of the lowest punting averages in the league, but the Panthers ranked fifth in the league with a 38.1-yard net average and led the league by allowing less than 5 yards per punt return (4.9) throughout the season.

Seely began his coaching career in 1978 at South Dakota State – the alma mater of Patriots place-kicker Adam Vinatieri. The following year, he accepted a graduate assistant position at Colorado State, where he was elevated to offensive line coach in 1980. In 1981, he was named the assistant offensive line coach (assisting Dante Scarnecchia) on Ron Meyer staff at Southern Methodist. He helped coach

a line that opened holes for SMU's "Pony Express" backfield of Eric Dickerson and Craig James. He was on the same staff with current Patriots assistants Dante Scarnecchia and Steve Sidwell. The next year, he coached at North Carolina State with Pete Carroll and Carl Smith and followed Carroll to Pacific in 1983. In 1984, he started a five-year stint as the offensive line coach at Oklahoma State, which helped produce the likes of Thurman Thomas and 1988 Heisman Trophy winner Barry Sanders.

He made the transition to the professional ranks in 1989 when he was hired by the Indianapolis Colts to handle the team's special teams assignment. During his five-year tenure, he helped produce Pro Bowl punter Stark and returner Clarence Verdin. In addition, he also annually produced one of the top coverage units in football, including a 1993 team which led the league by allowing just 14.9 yards per kick return. In 1994, he rejoined Coach Carroll, this time as a member of his coaching staff with the New York Jets. He spent one year with the Jets before accepting the coaching opportunity to start the expansion Carolina Panthers and build a team from scratch.

Playing: An all-conference offensive guard at South Dakota State, Seely earned a 1978 degree in economics and physical education.

Personal: Brad Seely was born Sept. 6, 1956 in Vinton, Iowa. Brad and his wife, Patti, have three daughters; Sarah (3/30/87), Hannah (9/7/90) and Brynn (10/2/92).

COACHING CAPSULE

Years	Team	Position
1978	South Dakota State	Assistant
1980	Colorado State.....	Graduate Assistant
1981	Southern Methodist.....	Asst. Offensive Line
1982	North Carolina State.....	Offensive Line
1983	Pacific	Offensive Line
1984-88	Oklahoma State.....	Offensive Line
1989-93	Indianapolis Colts.....	Special Teams
1994	New York Jets.....	Special Teams
1995-98	Carolina Panthers	Special Teams
1999	New England Patriots	Special Teams



STEVE SIDWELL



DEFENSIVE COORDINATOR

34TH COACHING SEASON
18TH NFL SEASON
6TH PATRIOTS SEASON

Coaching: Steve Sidwell, a 34th-year coaching veteran now in his 18th year in the league, began his NFL coaching career with the Patriots as their linebackers coach in 1982. On Feb. 4, 1997, he returned to the Patriots as the defensive coordinator on Pete Carroll's staff.

Last year was a season of true grit, as the Patriots struggled through a season which sidelined many of the team's leaders on both sides of the ball. Despite the number of injuries sustained, the Patriots still won enough games to qualify for the playoffs for their third consecutive season, extending a franchise record. The defense showed a negligible drop off, slipping from the 19th overall defense in 1997 to the 20th in 1998.

Individually, there were many highlights for the 1998 defensive unit. Ty Law earned first-team All-NFL honors from AP and a trip to start in the Pro Bowl in Hawaii at season's end after leading the league in interceptions with nine. Strong safety Lawyer Milloy was also voted to the Pro Bowl after leading the team in tackles and adding six interceptions of his own. The two manufactured 15 of the team's 24 interceptions. Only Miami recorded more during the season. Linebackers Ted Johnson and Tedy Bruschi recorded career-highs with 142 and 81 tackles, respectively, and the defensive line produced a tackle tandem of Henry Thomas and Chad Eaton which combined for a 19-year high 12.5 sacks.

In 1997, Sidwell implemented a defensive scheme which developed into one of the most aggressive, attacking defenses in the league by season's end and propelled the team into the second round of the playoffs. As a unit, the defense forced 32 turnovers, which ranked sixth in the league (3rd in the AFC) and contributed to a +10 turnover differential — which ranked third in the league and was the highest differential by a Patriots team in 10 years. Many of those turnovers were forced by the relentless pressure applied by the Patriots' defense, which totaled 45 sacks for 303 yards — a 12-sack improvement over 1996 and the most by a

Patriots team since the 1986 team compiled 48 sacks.

More importantly, the defense allowed 24 fewer points in 1997 than in 1996, allowing just 18.1 points per game — the seventh best single-season performance in franchise history. Much of the season-ending success was credited to the Patriots' defensive efforts, which limited two playoff opponents to a combined 10 points.

Sidwell began his professional coaching career as the Patriots' linebackers coach in 1982. That year, the Patriots drafted Andre Tippett, whom Sidwell tutored for the first three years of his career. By 1983, Tippett led the team in sacks with 8.5. The following year, the Patriots totaled 55 sacks, the fourth highest total in team history. Tippett led the team again that year, setting a franchise record with 18.5 sacks.

In 1985, Sidwell joined Indianapolis as the defensive line coach. He spent just one season with the Colts before moving on to New Orleans, where he joined Jim Mora's staff as the defensive coordinator of the Saints. It was in New Orleans that he established himself as one of the best defensive coaches in the game. Under his tutelage, the Saints defense became one of the most respected in the league. They were consistently ranked among the top 10 defensive units in the league and twice boasted the top defense in points allowed (1991-92). In 1989, they reported the league's best rush defense and from 1992-93, the Saints maintained the

COACHING CAPSULE

Years	Team	Position
1966-73	Colorado	Linebackers
1974-75	UNLV	Defensive Coordinator
1976-81	Southern Methodist	Defensive Coordinator
1982-84	New England Patriots	Linebackers
1985	Indianapolis Colts	Defensive Line
1986-94	New Orleans Saints	Defensive Coordinator
1995-96	Houston Oilers	Defensive Coordinator
1997-99	New England Patriots	Defensive Coordinator



league's best pass defense. During his tenure, the Saints sent 18 defenders to the Pro Bowl, including four in 1992.

After nine seasons in New Orleans (1986-94), he accepted the defensive coordinator position with the Houston Oilers. In two seasons with the Oilers (1995-96), their defense ranked no lower than sixth in the league. In 1995, the Oilers defense improved to fifth from ninth in the league in 1994. They were also an opportunistic defense, ranking third in the league with 38 takeaways (21 interceptions, 17 fumble recoveries). In 1996, the Oilers' rush defense ranked second in the NFL, allowing only 86.6 yards per game. The total was the third lowest in team history. In fact, the Oilers allowed just one 100-yard rushing performance all season, tying the Dallas Cowboys and Pittsburgh Steelers in that category. The Oilers defense also surrendered just five rushing touchdowns, marking the lowest single-season total in team history.

Sidwell's coaching career began in 1966 when he returned to his alma mater at Colorado to coach the team's linebackers. He spent eight seasons in Boulder (1966-73), before accepting the defensive coordinator position at

the University of Nevada-Las Vegas in 1974. He spent two seasons in Vegas before moving on to Southern Methodist University in 1976. He led the Mustang's defense for six seasons under Ron Meyer at SMU and was one of the assistants that Meyer brought with him to New England in 1982.

Playing: Steve Sidwell attended the University of Colorado from 1962-65. He was a two-way starter who played center on offense and excelled as a linebacker on defense — a position which earned him all-conference honors as a senior. After his senior year, he was invited to play in both the Hula Bowl and the Blue-Gray Game. He also excelled in the classroom, earning academic All-American honors during his playing career.

Personal: Steve Sidwell was born Aug. 30, 1944 in Winfield, Kansas. Steve and his wife Katy have two sons; Brad, who coaches at Franklin (Mass.) High and Scott, who is in the marketing department with the New Orleans Saints.

CARL SMITH



**TIGHT
ENDS**

**29TH COACHING SEASON
14TH NFL SEASON
3RD PATRIOTS SEASON**

Coaching: Carl Smith, a 29th-year coaching veteran, now in his 14th NFL season, joined Pete Carroll's staff in New England on Feb. 12, 1997. He returns as the staff's tight ends coach, a position which features five-time Pro Bowler Ben Coates.

Last year, Coates led all tight ends with eight touchdowns and led the team in receptions (66) for the fifth time in the last six seasons.

Smith was originally hired to Carroll's staff as the team's quarterbacks coach. That year, he received a Pro Bowl performance from Drew Bledsoe, who posted career-highs in the following categories; touchdowns (28), touchdown percentage (5.4%), completion percentage (60.2%), average gain per attempt (7.1-yard avg.) and quarterback rating (87.7). He started every game for the Patriots and finished among the league leaders in attempts (3rd), completions (2nd), yards (4th) and touchdowns (3rd). Bledsoe's 15 interceptions tied a career-low and gave him

the fourth-best touchdown to interception differential in the league.

Smith, joined the Patriots after an 11-year tenure as the offensive coordinator and quarterbacks coach for the New Orleans Saints. While in New Orleans, his offenses were annually ranked among the league leaders. In 1987, the Saints ranked second in the league in scoring, averaging 26.4 points per game. That year, they also led the league in time of possession, a feat they duplicated in 1989 and 1991. In 1988, the Saints led the league in third down conversions. From 1990-91, the Saints ranked second in the league in sacks allowed. In 1992, they boasted a league-best by allowing just 15 sacks in 16 games. During the 1994 and 1995 seasons, the Saints finished among the top 10 in the NFL in passing offense. From 1990-96, the Saints allowed just 168 sacks (24.0 average), fewest in the NFL during that span.

Smith began his coaching career as a graduate assistant at



his alma mater, Cal Poly-San Luis Obispo, in 1971. He moved to the University of Colorado as a graduate assistant in 1972. The following year, he was named the linebackers coach of the staff. In 1974, Smith joined the University of Southwestern Louisiana as the defensive line coach. He enjoyed a five-year stay at SW Louisiana (1974-78), which included two seasons coaching the defensive backs (1975-76) and two seasons as offensive coordinator (1977-78). In 1979, he joined Larry

Kennan's staff at Lamar University as the offensive coordinator. In his final year at Lamar (1981), he served as offensive coordinator and also coached the team's offensive line. His final season at the collegiate level was in 1982, when he served as the offensive coordinator at North Carolina State.

He joined the professional ranks in 1983 when he was named the special teams coach of the Philadelphia/Baltimore Stars of the USFL. From 1984-85, Smith was the Stars' quarterbacks and receivers coach, before joining Mora in New Orleans in 1986.

COACHING CAPSULE

Years	Team	Position
1971	Cal Poly-San Luis Obispo.....	Graduate Assistant
1972	Colorado.....	Graduate Assistant
1973	Colorado.....	Linebackers
1974	S.W. Louisiana.....	Defensive Line
1975-76	S. W. Louisiana.....	Defensive Backs
1977-78	S. W. Louisiana.....	Offensive Coordinator
1979-80	Lamar.....	Offensive Coordinator
1982	North Carolina State.....	Offensive Coordinator
1983	Philadelphia Stars (USFL).....	Special Teams
1984-85	Philadelphia Stars (USFL).....	Quarterbacks/WRs
1986-96	New Orleans Saints.....	Offensive Coordinator/QBs
1997	New England Patriots.....	Asst. Head Coach/QBs
1998-99	New England Patriots.....	Tight Ends

Playing: Carl lettered in football as a defensive back at Cal Poly-San Luis Obispo from 1969-70 after transferring from Bakersfield College where he played quarterback from 1966-67.

Personal: Carl Smith was born April 26, 1948 in Wasco, Calif. He attended Wasco Union High School in Wasco, Calif, where he lettered in football, basketball and baseball. During the 1999 offseason, Carl ran in the Boston Marathon. Carl and his wife, Dianne, have three sons: Tracy, Tyler and Nicholas.

DEWAYNE WALKER



DEFENSIVE ASSISTANT SECONDARY

12TH COACHING SEASON
2ND NFL SEASON
2ND PATRIOTS SEASON

Coaching: DeWayne Walker joined the Patriots as a defensive assistant on Pete Carroll's staff on March 18, 1998. In his first year with the Patriots, the Patriots secondary produced two Pro Bowl defensive backs for just the second time in franchise history. The only other time the Patriots sent two secondary members to the Pro Bowl was in 1985 when Raymond Clayborn and Fred Marion each represented the Patriots.

This year, he will continue to assist Ron Lynn with the team's secondary, a position he has instructed since entering the coaching ranks in 1988.

Walker made his first impressions on Carroll when he accepted a summer coaching internship with the 49ers

in 1996 prior to his first season at the University of California. In 1997, Carroll extended a second summer internship opportunity to Walker, who accepted the offer in New England.

Walker began his coaching career at Mt. San Antonio Junior College in Walnut, Calif. in 1988. He spent his first four seasons (1988-91) as the secondary coach before assuming the defensive coordinator duties in 1992. His success at the junior college level attracted the interest of Utah State, who hired Walker as their defensive backs coach in 1993. That year, he helped develop a pair of all-conference corners — Damon Smith and Donard Toomer. The following year,



he joined LaVell Edwards' staff at Brigham Young as the secondary and punt return coach. That fall, he helped develop another all-conference corner in Pat Mitchell. In 1995, he was lured away to join Bob Simmons' staff at Oklahoma State. There, he instructed future first-round draft choice R.W. McQuarters. That year, the Cowboys defeated arch-rival Oklahoma 12-0, their first shutout victory over the Sooners in 50 years. In 1996, the University of California came calling, offering Walker their secondary respon-

sibilities. He spent two years at Cal, instructing the likes of current Patriot Kato Serwanga and Cleveland Brown Marquis Smith. In 1997, he concentrated solely on the cornerback position.

COACHING CAPSULE

Years	Team	Position
1988-91	Mt. San Antonio J.C.	Secondary
1992	Mt. San Antonio J.C.	Defensive Coordinator
1993	Utah State	Defensive Backs
1994	Brigham Young	Secondary/Punt Return
1995	Oklahoma State	Secondary
1996	California	Secondary
1997	California	Cornerbacks
1998-99	New England Patriots	Defensive Assistant

Playing: Walker attended Pasadena City College and earned all-conference honors as defensive back in 1979. He then accepted a scholarship from Minnesota, where he was a two-year starter in 1980-81. He played professionally for three seasons, beginning his career with the Edmonton Eskimos in 1982. He had brief stints in the USFL with the Oakland Invaders in 1984 and the Arizona Outlaws in 1985.

Personal: DeWayne Walker was born Dec. 3, 1960 in Los Angeles, Calif. He attended Muir High in Pasadena, Calif. and lettered in football. He attended the University of Minnesota from 1980-83 and later earned his degree at Regents College in Albany, N.Y. He and his wife, Zan, have three children: Keshia, Kevan and Kendra.

KIRBY WILSON



RUNNING BACKS

12TH COACHING SEASON
3RD NFL SEASON
3RD PATRIOTS SEASON

Coaching: Kirby Wilson, a 12th-year coaching veteran, was named to Pete Carroll's staff as the Patriots' running backs coach on Feb. 20, 1997.

For the third consecutive year, Wilson will enter the season focusing his coaching efforts on a new feature running back in the Patriots' offense.

In 1997, running back Curtis Martin established a career-high 4.2-yard average per carry, despite playing most of the season with an injury. He finished the year with 1,160 yards on 274 carries in just 13 games. Martin missed the final three regular season games and both playoff games and was replaced by a committee of backs Derrick Cullors, Sedrick Shaw, David Meggett and Marrio Grier.

In 1998, the offensive backfield received a facelift after the free agent losses of Curtis Martin and Sam Gash. Rookie run-

ning back Robert Edwards stepped in for Martin and rushed for 1,115 yards and nine touchdowns, but suffered a career-threatening knee injury after the season that will cause him to miss the entire 1999 season.

This year, Wilson will work to develop a rushing attack around the talents of rookie running back Kevin Faulk, Lamont Warren, Harold Shaw and Derrick Cullors.

Wilson joined the Patriots staff after two seasons as the running backs coach at Iowa State (1995-96). During that time, Wilson helped develop All-American running back Troy Davis, who broke nearly every Cyclone rushing record during his collegiate career. In Wilson's first season at Iowa State, Davis led the nation in rushing with 2,010 yards and 15 touchdowns on 345 carries (5.8 avg.). In 1996, Davis led the nation again with 2,185 yards rushing to become the first player in



NCAA history to rush for over 2,000 yards twice in a career. Davis earned consensus All-American accolades and was a Heisman Trophy finalist each season.

Wilson's coaching career began in 1985 as the receivers coach at Pasadena (Calif.) Community College. His star pupil that season was Anthony Miller. He returned to school and earned his bachelor's degree from Eastern Illinois before pursuing a career in coaching. In 1989, he was hired as the running backs and wide receivers coach at Los Angeles Southwest Community College. While he was there, he helped recruit the likes of Larry Brown (formerly with the Raiders), Bernard Daffney (formerly with Baltimore), Mark Fields (Saints) and Chris Mims (Washington). After two seasons, he moved on to Southern Illinois, where he coached the linebackers in 1991 and then moved to defensive coordinator and secondary coach in 1992, during which time three of his Saluki players earned all-conference honors. In 1993, he joined the staff at Wyoming as the defensive backs coach. That year, his secondary was second in the Western Athletic Conference in pass defense, resulting in an 8-4 record and a Copper Bowl bid. He spent two seasons in Wyoming (1993-94) before being named the running backs coach at Iowa State.

Playing: Wilson played two seasons at Pasadena (Calif.) Community College, where he earned all-league honors, before

attending the University of Illinois. While at Illinois, Wilson played wide receiver and was the team's return specialist. He was named team captain as a senior in 1982 and led the Fighting Illini to a second-place finish in the Big Ten and appeared in the Liberty Bowl. He ranks sixth in school history with 824 yards in career kickoff returns. He played professionally for two seasons in the Canadian Football League with the Winnipeg Blue Bombers (1983) and the Toronto Argonauts (1984) before beginning his coaching career in 1985.

Personal: Kirby Wilson was born Aug. 24, 1961 in Los Angeles, Calif. He attended Dorsey High in Los Angeles, where he was a prep standout in football and also lettered in basketball and track. Kirby is married (Danielle) and has three children; Kris, Michael and Tyler.

COACHING CAPSULE

Years	Team	Position
1985	Pasadena C.C.	Wide Receivers Coach
1989-90	LA Southwest C.C.	Running Backs/Receivers
	Asst. Off. Coordinator
1991	Southern Illinois	Linebackers
1992	Southern Illinois.....	Def. Coordinator/Secondary
1993-94	Wyoming	Secondary
1995-96	Iowa State	Running Backs
1997-99	New England Patriots.....	Running Backs

ERNIE ZAMPESE



OFFENSIVE COORDINATOR

36TH COACHING SEASON
22ND NFL SEASON
2ND PATRIOTS SEASON

Coaching: Ernie Zampese, a 36th-year coaching veteran, was named the Patriots' offensive coordinator on Jan. 29, 1998, bringing over 20 years of NFL coaching experience and one Super Bowl title with him to New England.

He is one of the most respected offensive minds in the league, joining the Patriots after 15 years of experience as an NFL offensive coordinator for the San Diego Chargers, Los Angeles Rams and Dallas Cowboys.

In New England, he inherited an offense anchored by six-time Pro Bowl left tackle Bruce Armstrong, five-time Pro

Bowl tight end Ben Coates and three-time Pro Bowl quarterback Drew Bledsoe. In 1998, the Patriots sustained numerous injuries to their offensive arsenal, yet improved from 15th in total offense in 1997 (313.4 yards per game) to 11th in 1998 (321.3).

He joined the Patriots after spending four years with the Cowboys (1994-97), where he helped develop the offensive talents of Troy Aikman, Emmitt Smith, Michael Irvin and Jay Novacek. In 1994, the Cowboys' offense finished second in the league in scoring, averaging 25.9 points



per game. Aikman completed 64.5 percent of his passes that year and Smith led the league with 22 rushing touchdowns, powering the Cowboys to a 12-4 overall record and division title. The Cowboys advanced to the NFC Championship Game, but were defeated by the San Francisco 49ers.

In 1995, Zampese helped the Cowboys capture the NFL title in Super Bowl XXX with a 27-17 victory over Pittsburgh. The Dallas offense ranked second in the league in scoring (435 points; 27.2 ppg.) and was fifth overall in total offense, averaging 364.0 yards per game. Both totals represented the best offensive production by the Cowboys since 1983. In addition, they set a franchise record and led the league with 364 total first downs. The offense was powered by Smith, who earned his fourth NFL rushing title in five years with a club record 1,773 yards on 377 carries (4.7 avg.). He also set an NFL record by rushing for 25 touchdowns. Aikman finished the year as the league's third rated passer with a quarterback rating of 93.6 while passing for over 3,000 yards for the third time of his career. He was sacked just 18 times all season, setting a franchise-low. Irvin established team records with 111 receptions for 1,603 yards and tied an NFL record with seven consecutive games with over 100 yards receiving.

In 1996, the Cowboys won their fifth consecutive division title, their third under the tutelage of Zampese, despite fighting injuries and suspensions which limited Dallas' offensive arsenal. Going into that season, Zampese was without the services of two All-Pro's — Irvin and Novacek — his two leading receivers from the previous season. After serving a five-game suspension, Irvin returned to catch 64 passes for 962 yards. Novacek never recovered from back problems, which resulted in the shuffling of five different starters at tight end throughout the season. Through midseason, seldom used reserve Eric Bjornson had become a regular starter and was ranked third among all NFL tight ends with 31 receptions before sustaining sprains to each ankle which limited his playing time for the remainder of the season. Smith, who was plagued by injuries to his neck, knees and ankles, still managed to rush for 1,204 yards and 12 touchdowns.

Zampese began his NFL coaching career as a defensive backs coach for the San Diego Chargers in 1976. He returned to the Chargers as their receivers coach in 1979 after two seasons as a scout for the New York Jets (1977-78). In 1983, he was promoted to offensive coordinator, a title he has held for the past 16 seasons. From 1983-87, he directed an offensive unit built around quarterback Dan Fouts, wide receiver Charlie Joiner and tight end Kellen Winslow — each of whom were later elected to the

Pro Football Hall of Fame.

In 1987, he was named offensive coordinator of the Los Angeles Rams. In seven seasons with the Rams, his offenses were among the most potent in team history. From 1988-92, Jim Everett posted five consecutive 3,000-yard seasons, including a career-high 4,310 yards in 1989. From 1988-91, Henry Ellard eclipsed the 1,000-yard receiving plateau in four consecutive seasons and in five of those seven years, the Rams boasted a 1,000-yard rusher.

In 1994, Zampese joined Barry Switzer's staff in Dallas as the team's offensive coordinator. During his illustrious career, Zampese's teams have ranked among the top five in total offense seven times in the last 15 years.

Zampese began his coaching career at Allan Hancock Junior College in Santa Maria, Calif. in 1962. After four seasons (1962-65), he joined the staff as an assistant at Cal Poly-SLO in 1966. The following year, he moved down the coast to San Diego State, where he spent nine years (1967-75) instructing the Aztec's defensive backs. After 14 seasons at the collegiate level, Zampese made the transition to the NFL when he was hired by the San Diego Chargers in 1976.

Playing: Zampese was the California High School Player of the Year at Santa Barbara High in 1953. He was recruited to the University of Southern California, where he played tailback from 1954-57.

Personal: Ernie Zampese was born March 12, 1936 in Santa Barbara, Calif. He attended Santa Barbara High and excelled in football as a tailback, earning a scholarship to play for the Trojans of Southern Cal. After graduating, he matriculated to Cal Poly-San Luis Obispo where he earned his master's degree in physical education in 1962. He began his coaching career that fall. He and his wife of 38 years, Joyce, have two daughters, Kristin and Laurie, two sons, Kenneth and Jon, and eight grandchildren — Jillian, Boone, Chelsey, Jesse, Jeana, Lexi, Marina and Anthony.

COACHING CAPSULE

Years	Team	Position
1962-65	Allan Hancock J.C.	Assistant Coach
1966	Cal Poly-San Luis Obispo	Assistant Coach
1967-75	San Diego State	Defensive Backs
1976	San Diego Chargers	Defensive Backs
1977-78	New York Jets	Scout
1979-82	San Diego Chargers	Receivers
1983-86	San Diego Chargers	Offensive Coordinator
1987-93	L.A. Rams	Offensive Coordinator
1994-97	Dallas Cowboys	Offensive Coordinator
1998-99	New England Patriots	Offensive Coordinator



FOOTBALL OPERATIONS

MICHAEL MORRIS

SPEED COACH



Michael Morris was hired as the team's speed coach in 1997 to work under Johnny Parker in the strength and conditioning program. Now in its third season, Morris' program emphasizes speed, conditioning

and coordination. The goal of the program is to

enhance the athletic abilities of the Patriots players. A graduate of Syracuse University, Morris played wide receiver on the football team for four years. He excelled in track and field where he achieved All-American status. He still holds numerous track and field event records at Syracuse. He furthered his career by competing on a national level and was ranked as high as the fourth fastest sprinter in the world at one time.

MARK JACKSON

FOOTBALL OPERATIONS ASSISTANT



Mark Jackson was named football operations assistant on April 13, 1998. In his current role, he will assist in the daily responsibilities of the offensive and special teams coaches on Pete Carroll's staff. From 1995 through

1997, Jackson was a graduate assistant for the Trinity College football team in Hartford, Conn., while

pursuing his master's degree. He helped coach the offensive backfield and special teams. He also managed the Trinity College recruiting efforts in Massachusetts. He originally joined the Patriots as an intern with the team's media relations department in 1994. He spent two summers in that capacity, while earning his undergraduate degree in Government at Colby College. The Mansfield, Mass. native completed the 101st Boston Marathon in 1997. He is single and still resides in Mansfield.

CHRISTOPHER HADLEY

FOOTBALL OPERATIONS ASSISTANT



Chris Hadley was named football operations assistant in April of 1999. In his role, he will assist in the daily responsibilities of the defensive coaches on Pete Carroll's staff. Prior to joining the Patriots,

Hadley spent a year coaching the secondary and special teams at Mansfield University. Prior to that, he had spent four seasons as a defensive graduate assistant coach at the University

of California (1995-98), serving on the staffs of Tom Holmoe, Steve Mariucci and Keith Gilbertson. While at Cal, he gained valuable coaching experience, assisting at each defensive position. The Meriden, Conn. native attended Northeastern University in Boston, where he received his first coaching experience as a student assistant on Paul Pawlak's staff. After graduating with a degree in elementary education, he received his first full-time coaching assignment at the Maine Maritime Academy in 1992.



KEN DEININGER

DIRECTOR OF FOOTBALL OPERATIONS



Ken Deininger was named the director of football operations for the Patriots in March of 1997 after handling the team's video operations for 17 years. In his current role, he is responsible for the coordination of all non-coaching football operations, beginning every season with the logistical setup of training camp. During the season, he is responsible for the logistics of all team travel, along with handling the

day to day tasks of the football department. He began his trade working in the film department of the Pittsburgh Steelers, while attending St. Vincent College. In 1986, Ken was responsible for transforming the Patriots film lab into a video department. He holds the distinction of being the last person in the NFL to shoot 16 mm coaching game film (Super Bowl XX) and the first to shoot coaching game video (1986 Hall of Fame Game). Ken was born Oct. 27, 1957 in Cleveland, Ohio and is the nephew of Pittsburgh coaching legend Chuck Noll. He and his wife, Julie, have three children, Matthew, Nicholas and Christy.

day to day tasks of the football department. He began his trade working in the film department of the Pittsburgh Steelers, while attending St. Vincent College. In 1986, Ken was responsible for transforming the Patriots film lab into a video department. He holds the distinction of being the last person in the NFL to shoot 16 mm coaching game film (Super Bowl XX) and the first to shoot coaching game video (1986 Hall of Fame Game). Ken was born Oct. 27, 1957 in Cleveland, Ohio and is the nephew of Pittsburgh coaching legend Chuck Noll. He and his wife, Julie, have three children, Matthew, Nicholas and Christy.

CAROLYN MEISNER

COACHING STAFF ASSISTANT



Carolyn Meisner joined the Patriots staff as the administrative assistant to the coaching staff in April of 1999. She is responsible for the administrative support of the Patriots coaching staff, including the distribution of the weekly game plans and practice

schedules. During the offseason she is in charge of coordinating the production of each players' playbook. Prior to joining the Patriots, she was the regional director's assistant at Prudential Securities in Boston. She had also worked as a legal assistant at Maselan & Jones, P.C. in Boston after earning her degree in Politics from Assumption College in Worcester in 1993. Carolyn and her husband, Christopher, were married in 1998 and reside in Ashland, Mass.

RON O'NEIL

HEAD TRAINER



Ron O'Neil joined the Patriots as the team's head trainer on April 1, 1984, a position he has served for the past 15 years. O'Neil and his staff are held in high regard around the league. In 1997, he and his assistant, Kirk Brumels, were selected

by their peers as the 1997 NFL Athletic Training Staff of the Year. The award was presented at the Ed Block Courage Awards banquet. O'Neil attended Ball

State University and earned his bachelor's degree in physical education with a minor in biological sciences. He began his career as an assistant athletic trainer at Northwestern University in 1969. After four years at Northwestern, he accepted a position with the Philadelphia Eagles as the assistant athletic trainer and strength and conditioning coordinator. He served in that position for 12 seasons before joining the Patriots in 1984. Ron was born Jan. 9, 1948 in Clarksburg, W.V. He and his wife, Joyce, have three children, Chad, Shawn and Kara.



KIRK BRUMELS

ASSISTANT TRAINER



Kirk Brumels joined the Patriots as the team's assistant trainer on Ron O'Neil's staff on July 9, 1990. In 1997, he and O'Neil were selected by their peers as the 1997 NFL Athletic Training Staff of the Year. The award was

presented at the Ed Block Courage Awards banquet. Brumels received an advanced degree in athletic training from Western Michigan University

in 1989 after earning his undergraduate degree from Hope College in Holland, Mich. Before he earned his graduate degree, Brumels interned with the Patriots during both 1987 and 1988 before securing his position with the Patriots. In addition to being a skilled trainer, he is also a skilled fly-fisherman, a hobby he began while growing up in Michigan. Kirk was born May 19, 1966. He and his wife, Stephanie, have two children, Hunter and Rebecca. The Brumels family resides in North Easton, Mass.

DON BROCHER

EQUIPMENT MANAGER



Don Brocher was named the equipment manager for the team in February of 1994. He originally began working for the Patriots on a part-time basis in 1972 as a ball boy on George Luongo's staff during the John Mazur/Phil

Bengston head coaching season. Now in his 28th season, Brocher is the longest tenured employee currently on staff for the Patriots. During his tenure, he has handled the equipment needs for 10 of the Patriots 13 head coaches. He became a full-time member of the staff in Sept. of 1972 as an assistant equipment manager. He was born Nov. 23, 1952 in Boston, Mass. He and his wife, Laurie, reside in Norton, Mass.

JOHN HILLEBRAND

ASSISTANT EQUIPMENT MANAGER



John Hillebrand joined the Patriots staff as the assistant equipment manager on May 23, 1994. Prior to joining the Patriots, he served three years (1991-94) as the assistant athletic equipment manager at Boston College. There, his

responsibilities included handling the equipment needs for the men's hockey team, men's and

women's soccer, field hockey, women's basketball, baseball, softball and men's and women's lacrosse, in addition to assisting in the needs of all of BC's 36 varsity sports. He graduated from Edinboro University in Pennsylvania in 1989 and accepted his first job in the Edinboro athletic department as the head equipment manager in 1990. He was born July 31, 1967. The Pennsylvania native is single and currently resides in Wellesley, Mass.



JIMMY DEE

VIDEO DIRECTOR



Jimmy Dee was appointed the video director of the Patriots on April 28, 1997. In his current role, he oversees all video operations for the Patriots, which includes filming, dubbing and editing of all

game footage and practice tapes. He originally joined the Patriots on March 31, 1994 when he was named the assistant video director on Ken Deininger's staff. Prior to joining the Patriots, Dee was the production director for United Video Cable in Westport, Mass. Jimmy was born June 23, 1957 in New Bedford, Mass. He is single and resides in New Bedford.

DAN SARRO

VIDEO ASSISTANT



Dan Sarro joined the Patriots video department beginning in 1996. He originally joined the Patriots as an intern in the Patriots marketing department in the Spring of 1994. Since then, he has offered his assistance in nearly every depart-

ment, including public relations, scouting and video, as well as the pro shop and ticket office. During the

1994-95 school year, he worked for the Mansfield Public Schools as a substitute teacher and coached football and baseball. After the school year ended, he returned to the Patriots to help launch the team's new weekly newspaper, Patriots Football Weekly. He graduated from Stonehill College with a degree in English literature and earned an advanced degree in sports management from Springfield College. Dan was born Aug. 16, 1971 in Mansfield, Mass., where he and his wife, Erin, now reside.

FERNANDO NETO

VIDEO ASSISTANT



Fernando Neto began an internship with the Patriots in the video department on July 23, 1997 and has since joined the department full-time. Prior to joining the Patriots, he worked as a videographer for a cable access television station, Channel 46 in New Bedford, Mass. He attended Franklin Pierce College in Ringe, N.H.,

where he earned a degree in communications in 1989. In addition to his work behind the lens, he also worked as an account executive for a Providence radio station for four years before joining the family insurance agency in New Bedford in 1994. Fernando is single and resides in North Dartmouth, Mass.



PLAYER PERSONNEL

DAVE UYRUS



DIRECTOR OF PRO SCOUTING

Dave Uyrus was named the Director of Pro Scouting on July 19, 1997, after serving three seasons as an assistant on Personnel Director Bobby Grier's staff. In his current role, Uyrus is responsible for the scouting of all pro personnel and serves as the team's advance scout. He originally joined the Patriots as an assistant coach on Dick MacPherson's staff in 1991 and spent two seasons as the assistant defensive line and special teams coach. In 1993, he coached tight ends and special teams at Cornell University. On March 21, 1994, he returned to the Patriots to fill a vacancy on Grier's staff as a pro scout in the scouting department.

Uyrus earned honorable mention Little All-American, All-ECAC and All-New England Small College honors as a senior

at Middlebury College in 1972. The school offered him his first coaching opportunity as their freshman coach in 1974. That job ultimately launched a 26-year football career. He spent the 1977 and 1978 seasons as a graduate assistant on MacPherson's staff at the University of Massachusetts. After earning his master's degree in sports management at UMass, Uyrus gained additional coaching experience at American International (1979) and Merchant Marine Academy (1980) before rejoining MacPherson's staff at Syracuse in 1981. He spent 10 years coaching the tight ends and special teams with MacPherson at Syracuse. In 1991, MacPherson was named the 11th head coach of the Patriots and brought Uyrus, among others, along with him.

Dave was born Aug. 19, 1952 in Adams, Mass. He and his wife, Heidi, have two daughters, Haley and Gwendolyn and reside in Wrentham, Mass.

ANDRE TIPPETT



ASST. DIRECTOR OF PRO SCOUTING

Andre Tippett was named the assistant director of pro scouting on March 5, 1998. In his current role, Tippett assists Dave Uyrus in scouting all pro personnel on Bobby Grier's staff. In addition, he handles the team's two-week advance scouting responsibilities. Tippett moved into the Patriots'

front office after a stellar 12-year playing career as an outside linebacker, retiring after the 1993 season as arguably the most dominant defender in Patriots history. He recorded 1.5 sacks in the 1993 season finale, giving him 100 for his career, to become just the seventh player in NFL history to reach that plateau. He was originally drafted by the Patriots in the second round of the 1982 NFL draft.

In 1984, he set a franchise record with 18.5 sacks to earn his first of five consecutive trips to the Pro Bowl. A ruptured muscle in his right shoulder in the 1989 preseason finale sidelined Tippett for the year and snapped his streak of Pro Bowl appearances. Pro Football Hall of Famer Mike Haynes is the only other Patriots defender to appear in five consecutive Pro Bowls.

In 1985, Tippett led the conference with 16.5 sacks and helped power the Patriots to their first AFC Championship and Super Bowl appearance. He was a consensus first-team All-Pro selection and earned Defensive Player of the Year honors from UPI and the *New York Daily News*. He was also voted the Tums Neutralizer of the Year (selected by NFL Films for the hardest hits of the season). In 1987, he led the conference in sacks again, with 12.5, and the honors continued to roll in. He was voted the Linebacker of the Year by the NFL Alumni Association and the NFL Players Association and was again voted first-team All-Pro by numerous news outlets, including AP and PFWA.

Tippett was born on Dec. 27, 1959 in Birmingham, Ala. He was a three-sport star in football, track and wrestling at Barringer High in Newark, N.J. He was recruited to the University of Iowa, where he earned All-American honors, capping his collegiate career as the Big Ten Champions, earning Iowa their first Rose Bowl appearance since 1959. He was named to Iowa's all-decade team for the '80s and is a member of Newark's Sports Hall of Fame. He has studied martial arts for the past three decades and is a fourth degree black belt. He began teaching karate at his own school in 1991. His wife, Rhonda, owns a second degree black belt. Andre has four children; three daughters, Janea, Asia and Madison, and one son, Coby.



FRANCIS "BUCKO" KILROY

SCOUTING CONSULTANT



Francis "Bucko" Kilroy, a veteran of the NFL for 57 years, has held nearly every position imaginable during his NFL career. He has been a player, coach, personnel director, general manager, vice president and now serves as a consultant for the Patriots' scouting department.

Kilroy was originally hired by the Patriots in 1971 as their player personnel director and was responsible for selecting the Patriots' two Hall of Fame players, guard John Hannah (1973) and cornerback Mike Haynes (1976). He went right to work and started building the Patriots through the draft by selecting such players as Julius Adams, Hannah, Sam Cunningham, Steve Nelson, Russ Francis and Steve Grogan during his first five years as personnel director (1971-75). During the next three years, the Patriots compiled a 31-13 record (.705), including two playoff appearances.

Following the team's success, Kilroy was promoted to general manager in 1979 and was responsible for directing the Patriots' day-to-day business operations, as well as handling all contract negotiations. He was elevated once again, this time to vice president, on February 16, 1983 and served in that position until he retired from football following the 1993 season.

Kilroy is revered in scouting circles, having started many of the scouting services which are used by the entire NFL today. He was one of the originators of The National Scouting Combine, now in its 19th year. He also has developed and trained many of the NFL's scouting directors over the years, such as Dick Steinberg, Mike Hickey, Tom Boisture, Joe Mendes and Tony Razzano.

He began his playing career with the wartime "Steagles" in 1943 and played 13 seasons with the Philadelphia Eagles serving as a two-way guard and tackle. He played in 134 games during his playing career and showed his versatility by being selected as an all-pro as both an offensive guard (1947-49) and middle guard (1952-54). He was also named to the NFL's all-decade team for the 1940's and one of its 300 greatest players. His Eagles were the only team to ever post back-to-back championship shutouts (1948-49).

Following his playing career with the Eagles, he moved from the field to the sidelines as a coach and scout for the Eagles (1956-61). He was named director of player personnel for the Washington Redskins in 1962 and then moved to the Dallas Cowboys in 1966. While with the Cowboy (1966-70) he worked with Gil Brandt and Tom Landry. Together they helped the Cowboys win five divisional championships.

Kilroy was born May 30, 1921 in Philadelphia and resides in Foxboro, Mass.

LARRY COOK

DIRECTOR OF COLLEGE SCOUTING



Larry Cook was named the Director of College Scouting on May 1, 1997. In his current role, he oversees a staff of personnel scouts who are responsible for scouting all the nation's eligible college prospects.

Cook originally joined the

Patriots scouting department as a personnel scout on Dick Steinberg's staff on Feb. 1, 1985, after a 22-year coaching career. He began his

coaching career in 1963 at Fountain Valley High School in California. In 1975, he joined the collegiate ranks when he accepted an assistant coaching position at Cal State Fullerton. After three seasons at Fullerton, he accepted his first professional assignment as an assistant with the Los Angeles Rams scouting department. He coached six seasons (1979-84) with the Rams before joining the Patriots scouting department in 1985. Cook was born Feb. 12, 1939 in Irvine, Calif. He and his wife, Nadine, have a daughter, Jacquelyn, and two sons, Michael and Steven.



MARVIN ALLEN

PERSONNEL SCOUT



Marvin Allen joined the Patriots scouting department on June 19, 1997. Since joining the team, Allen has drawn the assignment of scouting the talent-rich Mid-South region of the country. He was drafted by the Patriots in the 11th round (294th overall) of the 1988 NFL draft. The Tulane

running back played four seasons (1988-91) for the Patriots and rushed for 378 yards and two touchdowns on 94 carries (4.0 avg.). He also returned 43 kicks for 844 yards (19.6 avg.). Allen was born Nov. 23, 1965 in Wichita Falls, Texas. He is single and still resides in Wichita Falls.

ROBERT CEGELSKI

PERSONNEL SCOUT



Robert "Bobo" Cegelski joined the Patriots scouting department on June 1, 1993. Since joining the team, Cegelski has been assigned the West and Rocky Mountain regions. The Montana State product was drafted by the NFL's

Minnesota Vikings and the AFL's Denver Broncos in 1962. He played one season with the New York Titans in 1962 and for the Louisville Raiders of the Continental League. In September of 1963, he began working at the Laramie County School Dis-

trict in Cheyenne, Wyo. After 11 years as a high school educator and football coach, Cegelski accepted his first NFL job as a member of Tim Rooney's staff with the Pittsburgh Steelers in 1971. In 1974, he joined the Blesto scouting service, which led to a scouting career that has spanned over three decades. In addition to Pittsburgh, his career has taken him to San Francisco (1978), Atlanta (1979-1986), Kansas City (1986-88), Green Bay (1988-1991) and New England (1993-present). Bobo was born Nov. 13, 1936. He and his wife, Ruth, have two children, Robert and Valerie, and two grandchildren.

CHRIS GRIER

PERSONNEL SCOUT



Chris Grier joined the Patriots scouting department on July 1, 1995 after completing an internship in the scouting department which began during the 1994 season. Since joining the staff, he has been assigned as a regional scout. The University of Massachusetts-Amherst alum was an undergraduate assistant from

1992-93 after injuries ended his playing career. Chris was born March 24, 1970 in Detroit, Mich. and is a Holliston, Mass. native. His brother, Michael, plays for the NHL's Edmonton Oilers. Chris is engaged to the former Paige Scofield and resides in North Attleboro, Mass.



JASON LIGHT *(pronounced: LIGHT)*

PERSONNEL SCOUT



Jason Licht joined the Patriots scouting department on June 1, 1999 after scouting last year for the Carolina Panthers. He will continue to scout the South region, a region he has been scouting for the past two years. He began his career with the

Miami Dolphins as an assistant in the college and pro personnel scouting departments in 1995. The follow-

ing year, he assisted with quality control and was responsible for advance scouting as a offensive assistant. In 1997, he scouted for National, a college football scouting service. Licht was a two-time all-conference defensive tackle at Nebraska-Wesleyan (1993-94). He was originally recruited to the University of Nebraska as a linebacker in 1989. He played as a freshman, but red-shirted in 1990. He was asked to play offensive line, which he did in 1991, before transferring to Nebraska-Wesleyan to finish his college career. Jason was born Feb. 13, 1971. He is single and resides in Atlanta, Ga.

PAUL PAWLAK

PERSONNEL SCOUT



Paul Pawlak joined the Patriots scouting department on June 23, 1994. In his current role, he is responsible for scouting college personnel in the East region. His first assignment with the Patriots was in 1991, when he assisted the team's scouting depart-

ment as an advance scout. Pawlak brings over 28 years of college coaching experience to the Patriots, including 10 years as the head coach at Northeastern. While at Northeastern, he received the Murray Lewis Award for his lifelong contribution to college football. He began his coaching career in 1963 at Springfield Col-

lege. He spent the next two years at Washington and Jefferson College (1964) and the Citadel (1965) before returning to the Northeast in 1966 as an assistant at Cornell. After eight seasons of Ivy League play, he accepted his first head coaching responsibilities at Tufts University (1974-77) in Boston, where he earned UPI New England Small College Division Coach of the Year honors in 1976. In 1978, he was named the offensive coordinator and assistant head coach at the University of Massachusetts-Amherst. That year, UMass competed for the Division I-AA Championship. After three years at UMass, he was named head coach at Northeastern in 1981, where he helped rebuild the football program. Paul was born July 26, 1940. He and his wife, Concetta, have three children; William, Robert and Amy.

MIKE POLLOM

PERSONNEL SCOUT



Mike Pollom joined the Patriots scouting department on July 1, 1987 and is now in his 21st year as a college scout. He is responsible for the scouting of college personnel in the Midwest region. He began his scouting career with the Los Angeles Rams in 1974. In 1979,

he accepted a scouting assignment with the Buffalo Bills.

In 1982, he began scouting for the USFL (1982-85). When the league suspended operation, he signed on with National, a scouting service used by many NFL teams. In 1987, after three seasons with National, he joined the Patriots as a regional scout. Mike was born Jan. 29, 1952 in Manhattan Beach, Calif. He attended El Camino College in California and Centralia College in Washington. Mike and his wife, Tina, have two sons, Patrick and Charlie, and reside in Berea, Ohio.



KEN STERNFELD

PERSONNEL SCOUT



Ken Sternfeld re-joined the Patriots scouting department in January of 1995 after serving four years as the team's ticket manager (1991-94). In his current role, he is responsible for the personnel scouting of all college players in the East Coast and Mid-Atlantic

regions. He began working for the Patriots as an intern in 1981. He served the next two seasons as an administrative aid before being named the team's ticket office

manager in 1984. He worked in the ticket office for four years (1984-88) before returning to the scouting department in 1989. After two seasons in scouting, he returned to manage the ticket office at a time when season ticket sales were at a 20-year low. After the 1994 season, when ticket sales had soared to an all-time high, Sternfeld returned to the scouting department. Ken was born March 11, 1961. The Long Island native attended Locust Valley High in Brookville, N.Y. before earning a business degree at Northeastern University in 1984. Ken and his wife, Anne, have two children, Anna and Timmy.

NANCY MEIER

PRO & COLLEGE SCOUTING COORDINATOR



Nancy Meier joined the Patriots scouting department on Oct. 20, 1975 as the pro scouting secretary. Now in her 25th season, she is responsible for the logistical coordination of all the scouts in the department and players brought in for personnel tryouts.

She also serves as the team's liaison to the league for all personnel communication, including the daily reporting of all transactions on the waiver wire. She is the longest tenured full-time employee on staff, having worked with eight different coaching staffs during her Patriots career. Nancy and her husband, Ken, have two children, Courtney and Daniel. The Meier family resides in Holbrook, Mass.

JOE ZIOBRO

PRO & COLLEGE SCOUTING PERSONNEL ASSISTANT



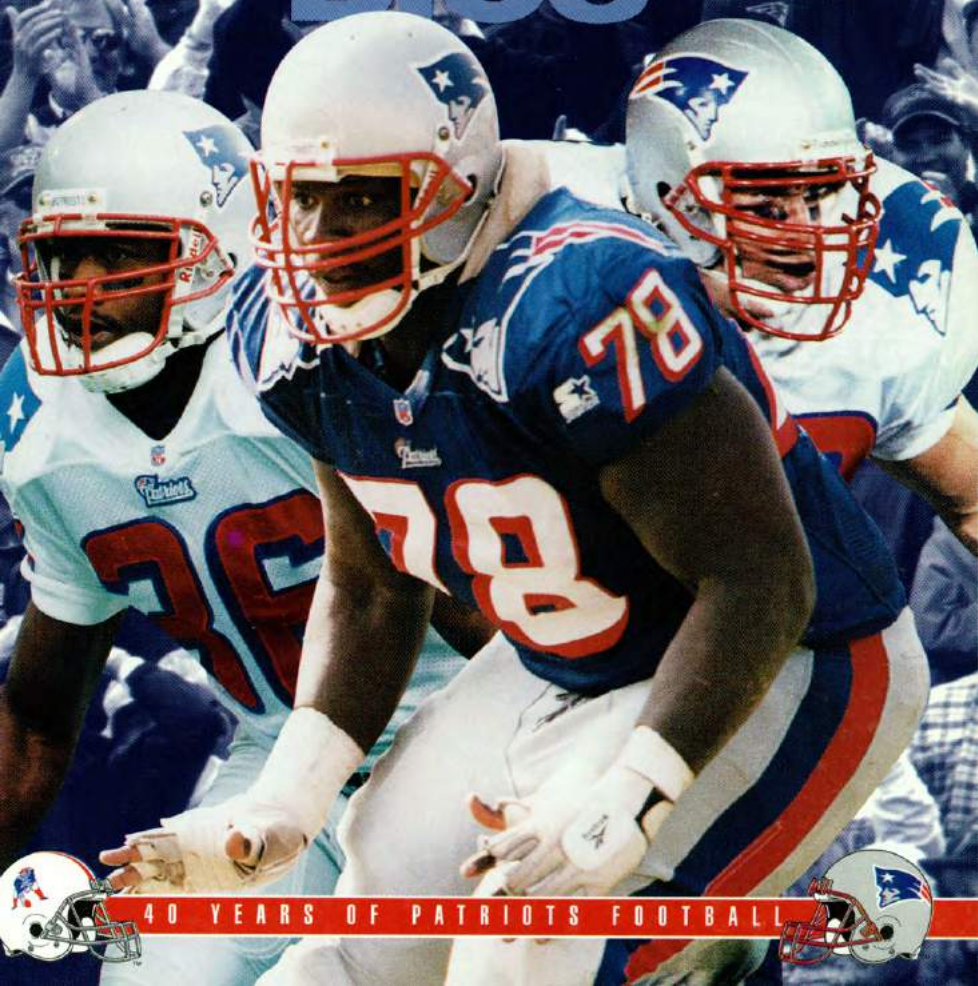
Joe Ziobro originally joined the Patriots as an intern in 1983 and was hired on full-time beginning Oct. 19, 1983. In his current role, he assists in the coordination of all scouting. Since 1993, he has been

the Patriots representative in New York on draft day. Joe was born in Westport, Conn. on Dec. 21, 1958. He and his wife, Sherry, currently reside in Lakeville, Mass. and are expecting their first child in July of 1999.



NEW ENGLAND PATRIOTS

PLAYER BIOS




40 YEARS OF PATRIOTS FOOTBALL





JASON ANDERSEN

CENTER



HEIGHT: 6-6 **WEIGHT:** 295
YEAR: 2ND **YRS/PAT:** 2ND
ACQUIRED: D7 (211TH) '98
SCHOOL: BRIGHAM YOUNG **MAJOR:** SOCIOLOGY
BORN: SEPT. 3, 1975 **HAYWARD, CALIF.**



Career Transactions

Jason Andersen was drafted by the Patriots in the seventh round (211th overall) of the 1998 NFL draft ... Signed with the Patriots on June 18, 1998.

Seasonal Reviews

1998 (0/0, 0/0): Andersen spent his rookie season developing his skills in a reserve role at center and offensive tackle ... He made the Patriots' final cut and remained on the roster the entire season ... Listed among the team's inactives prior to nine games, including the first five of the season ... Suited up for his first game vs. the Jets (10/19), but did not play ... Dressed, but did not play in a total of seven games.

College

Andersen was a four-year letterman at Brigham Young (1994-97) ... He proved to be a versatile offensive linemen who could play any position on the line.

1997 (Senior): Made the transition to center during his senior campaign and delivered 90 knockdown blocks for an offense that averaged 360.2 yards per game ... He was the only BYU offensive lineman not to allow a sack during the season. **1996**

(Junior): Started at right guard and moved to right tackle for games vs. Wyoming and Kansas State ... Helped BYU to 354 yards in a 28-25 victory over Wyoming in the inaugural WAC Championship game. **1995 (Sophomore):** Saw limited playing time, appearing in only two games

at right guard vs. Hawaii and Tulsa. **1994 (Freshman):** Made brief appearances in two games. **1993 (Red-shirt):** Redshirted as a freshman.

Personal

Jason Allen Young was born Sept. 3, 1975 in Hayward, Calif. ... He changed his surname from Young to Andersen after his freshman year at Brigham Young ... Attended Piedmont High in San Jose, Calif., where he lettered in football, basketball and track ... He was a two-time all-league and two-time all-county selection as an offensive and defensive tackle and long snapper in football ... He was also a two-time all-league center on his

high school basketball team ... Excelled in track, finishing second in the state finals with a school-record 60-3 shot put toss ... Lettered twice in outdoor track at BYU ...

Placed seventh in the shot put (58-0) at the WAC finals in 1995 and traveled with the team to Turkey during the summer ...

Threw the shot and placed eighth in the WAC indoors, sixth at the WAC outdoors ... Threw the discus and placed seventh in the WAC outdoors in 1994 ... Majored in sociology at BYU ... He earned Eagle Scout honors and enjoys fishing, camping and traveling ... Married the former Suni Gardner in December of 1996 prior to the Cotton

Bowl festivities ... The Andersens have one daughter, Destinee, (10/8/97) and one son, Jason, (9/27/98).

NOTES


*Jason was a boy scout when he was younger and earned the highest honor, Eagle Scout.

*Jason and his wife, Suni, were married in December of 1996, prior to playing in the Cotton Bowl.



BRUCE ARMSTRONG

TACKLE



HEIGHT: 6-4 WEIGHT: 295
YEAR: 13TH YRS/PAT: 13TH
ACQUIRED: D1 (23RD) '87 SCHOOL: LOUISVILLE
MAJOR: POLITICAL SCIENCE
BORN: SEPT. 7, 1965 MIAMI, FLA.

PRO BOWL '90, '91, '94, '95, '96, '97



Career Transactions

Bruce Armstrong was drafted by the Patriots in the first round of the 1987 NFL Draft (23rd player selected) and signed July 23, 1987 ... He was placed on injured reserve (11/1/92) after tearing the medial collateral ligament and both his anterior and posterior cruciate ligaments in his right knee at Buffalo (11/1/92) ... Placed on active/physical-ly unable to perform list on July 16, 1993 and activated on July 27, 1993 ... Re-signed a four-year contract on Feb. 15, 1994 ... Re-signed a four-year contract on Feb. 12, 1998.

Career Highlights

(GP/GS: 180/180; 7/7)

- ★ Armstrong has appeared in six Pro Bowls during his career. Only Hall of Fame offensive guard John Hannah made more appearances as a Patriot (9).
- ★ Armstrong enters the 1999 season with 180 regular season career starts, second only to Hannah who holds the franchise record with 183 regular season career starts.
- ★ Since joining the Patriots in 1987, Armstrong has started 180 of 188 possible non-strike games (he did not participate in three "strike" games during his rookie year). The only games missed by the six-time Pro Bowler were in 1992 after suffering what was feared to be a

career-threatening knee injury in the eighth game of the season at Buffalo (11/1/92).

- ★ Started the first 44 games of his career at right tackle before making the transition to left tackle in his fourth season, where he has since started 136 of 144 regular season games.
- ★ Voted team captain for the 1996 and 1998 seasons. There were no season captains in 1997, but he was elected team captain at season's end for the 1997 playoffs.
- ★ Now in his 13th year with the Patriots, he is the senior member of the team and the only Patriot to have been retained from the '80s.

NOTES

- ★ As a tight end at Central High, Bruce set a school record with four touchdown receptions in a game.
- ★ As a junior at Louisville, Bruce made the transition from tight end to offensive tackle upon Howard Schnellenberger's urging.
- ★ In 1987, Bruce became the first Patriots offensive lineman to start as a rookie since John Hannah in 1973.
- ★ In 1990, Bruce was elected to his first Pro Bowl team, despite New England's 1-15 record that season.
- ★ Bruce has now appeared in six Pro Bowls, second only to John Hannah's nine Patriots appearances.

Seasonal Reviews

1998 (16/16; 1/1): Voted offensive team captain ... Anchored the left side of the offensive line for his ninth consecutive season, starting all 17 games, including playoffs ... Extended his streak of consecutive games started to 96 games (103 including playoffs) ... Helped the Patriots qualify for the playoffs for the

third consecutive season, a franchise first ... Powered an offensive line which produced a 1,000-yard rusher (Robert Edwards; 1,115 yards) for the fourth consecutive season, extending a franchise record ... As a unit, the line allowed no more than one sack in six games, including two shutouts, vs. Indianapolis (9/13) and Kansas City (10/11) ...



Paved the way for six 100-yard rushing performances, including two 200-yard outings; vs. Kansas City (10/11) and at St. Louis (12/13).

1997 (16/16; 2/2): Voted offensive team captain for the playoffs ... Started every game at left tackle, extending his consecutive starting streak to 86 games, including six playoff games ... Earned Pro Bowl honors for the fourth consecutive season and the sixth time of his 11-year career ... Also earned second-team All-NFL honors from *Football Digest* ... Anchored an offensive line which allowed just 30 sacks all season and helped power the Patriots to their first back-to-back division titles in franchise history ... With just 30 sacks on 562 pass plays, the line allowed just one sack per 18.7 pass attempts (4th in the NFL) ... That protection provided for a franchise record-tying 31 touchdown passes, including a career-high 28 touchdowns by Drew Bledsoe (3rd in the NFL) ... The line paved the way for RB Curtis Martin, who in just 13 games rushed for 1,160 yards on 274 carries (a career-high 4.2-yard avg.), his third consecutive 1,000-yard season ... Three consecutive 1,000-yard seasons set a new franchise record ... Through the first 11 weeks of the season, the Patriots offense was ranked fourth in the league in total offense (352.8 yards per game) and fifth in points per game (25.4).

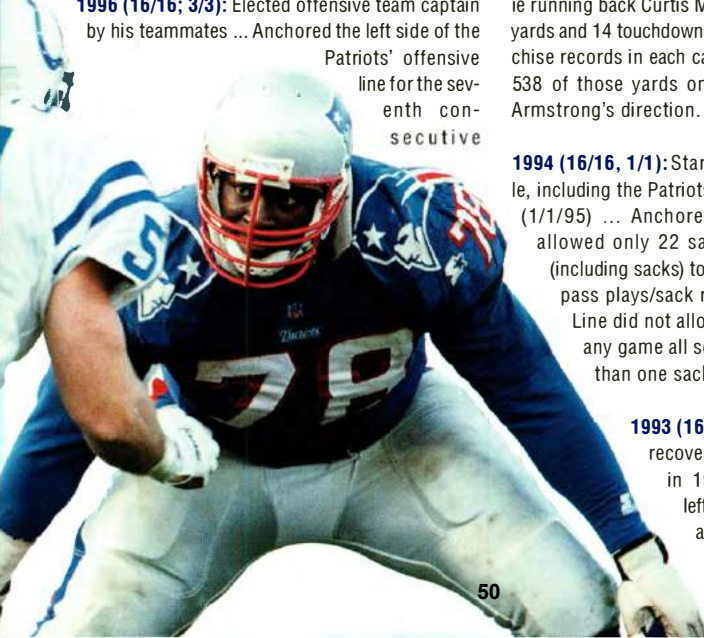
1996 (16/16; 3/3): Elected offensive team captain by his teammates ... Anchored the left side of the Patriots' offensive line for the seventh consecutive

season, starting every regular season and playoff game ... Earned his third consecutive trip to the Pro Bowl, fifth of his career ... Voted second-team All-Pro by Associated Press ... Anchored an offensive line which allowed just 30 sacks on 658 pass plays, an average of one sack per 21.9 passes (6th in the league) ... Paved the way for RB Curtis Martin's second consecutive 1,000-yard season ... It was the first back-to-back 1,000-yard season by a Patriots rusher since 1967 ... Dominated the left side of the line, which allowed for 598 rushing yards on 141 carries (4.2 avg.) during the season ... Over 40 percent of all rushing yardage was gained on runs to the left side of the line ... Paved the way for Martin to rush for 164 yards on just 17 carries (9.6 avg.) vs. Washington (10/13) ... Anchored a line which dominated the trenches vs. Pittsburgh (1/5/97) in the divisional playoff game, as Martin rushed for 166 yards and three touchdowns on just 19 carries.

1995 (16/16): Started every game for the Patriots at left tackle and was one of three Patriots (along with Ben Coates and Curtis Martin) to be selected to the Pro Bowl ... Anchored an offensive line which allowed just 27 sacks on 713 pass plays ... The 26.4 pass plays per sack allowed ranked third in the NFL ... When rushing to the left, the Patriots gained 651 yards on 153 carries, a 4.3-yard average ... Contributed to the rushing success of rookie running back Curtis Martin, who rushed for 1,487 yards and 14 touchdowns on 368 carries, setting franchise records in each category ... Martin picked up 538 of those yards on 130 carries (4.1 avg.) in Armstrong's direction.

1994 (16/16, 1/1): Started every game at left tackle, including the Patriots' playoff game at Cleveland (1/1/95) ... Anchored an offensive line which allowed only 22 sacks for an offense which (including sacks) totaled 721 pass plays ... 32.8 pass plays/sack ranked fourth in the NFL ... Line did not allow more than three sacks in any game all season and allowed no more than one sack in seven games.

1993 (16/16): Made an extraordinary recovery from a severe knee injury in 1992 to regain his starting left tackle position ... Anchored an offensive line which allowed





HOW'S THIS FOR STARTERS

Bruce Armstrong enters the 1999 season with 96 consecutive regular season starts. He needs just 15 more to move ahead of Ray Hamilton (110) into second place on the Patriots' all-time list. The team's all-time leader is safety Raymond Clayborn, who started 147 consecutive games between 1978 and 1987.

only 23 quarterback sacks all year, second in the NFL (NY Jets allowed 21) ... Offensive line allowed only one sack in the final six games of the season and helped the Patriots complete a season-ending four-game winning streak ... One of the best performances of the season came in a 38-0 triumph over Indianapolis (12/26) in which the Patriots rushed for a season-high 257 yards, the most by the Patriots since totaling 281 yards vs. Cincinnati in 1985.

1992 (8/8): Started the first eight games of the season at left tackle before suffering torn ligaments in his right knee at Buffalo (11/1) ... The injury included tears of the medial collateral ligament and both his anterior and posterior cruciates in his right knee ... He was placed on the injured reserve list the following day (11/2), which ended his consecutive game starting streak at 84 games and eliminated any chance of him making his third consecutive Pro Bowl appearance.

1991 (16/16): Started all 16 games at left tackle and was selected to play in his second consecutive Pro Bowl ... Anchored a line which produced the team's first 3,000-yard passing performance in five years when Hugh Millen passed for 3,073 yards ... Played an important role in the success of Leonard Russell, who rushed for 959 yards and four touchdowns and earned Rookie of the Year honors ... Helped the offense roll up 400 total yards in a 23-17 overtime victory vs. Indianapolis (12/8).

1990 (16/16): Made the transition to left tackle and started every game ... His dominance of the opposition was evident by the fact that he was selected to start in his first Pro Bowl at left tackle, an amazing accomplishment considering the team's 1-15 finish ... Armstrong was the team's sole representative selected, continuing a 15-year tradition of Patriots in the Pro Bowl ... Named first-team All-AFC by *Pro Football Weekly* ... Recipient of the Jim Lee Hunt Award, which is awarded annually to the team's top interior lineman.

1989 (16/16): Played in all 16 games at right offensive tackle and was selected second-team All-AFC by UPI ... Started vs. Miami (9/17) despite suffering from a hairline fracture in his right hand ... Blocked for four different quarterbacks during the season; Steve Grogan, Marc Wilson, Tony Eason and Doug Flutie ... The foursome combined for nearly 4,000 yards passing (3,957) ... The rushing tandem of John Stephens and Robert Perryman totaled 1,395 yards and nine touchdowns that season ... Also made one solo tackle on special teams, his first career NFL tackle.





1988 (16/16): Started all 16 games at right tackle ... Elected first-team All-Pro by *Football Digest* and *The Sporting News* ... Earned All-AFC honors from *Football News* and UPI ... Voted second-team All-Pro by Associated Press ... Paved the way for John Stephens, who totaled 1,168 yards and four touchdowns on 297 carries to earn Rookie of the Year honors ... His 1,168 yards rushing was the fourth-best single season total in franchise history ... His 297 carries was second only to Jim Nance's 299 in 1966 (that total has since been eclipsed by Leonard Russell and Curtis Martin) ... Combined with Perryman, the rushing tandem combined for 1,616 of the team's 2,120 total rushing yards.

1987 (12/12): Started all 12 games at right tackle during the strike-shortened season ... Named Patriots' Rookie of the Year by the 1776 Quarterback Club of New England and was selected on virtually every all-rookie team ... Named co-winner (with Garin Veris) of the Jim Lee Hunt Award, which is presented annually to the club's top interior lineman as selected by the coaches ... First rookie to start on the club's offensive line since John Hannah in 1973 ... Played entire season with a special shoulder harness, which was required after he injured it during both mini-camp and training camp ... Underwent shoulder surgery on Dec. 30, 1987 to repair the damage.

HONORS & AWARDS

Offensive Team Captain - 1998, 1997, 1996
AFC Pro Bowl - 1997, 1996, 1995, 1994, 1991, 1990
Associated Press 2nd Team All-Pro - 1996, 1988
UPI All-AFC - 1994, 1989, 1988
Sports Illustrated - 1995
Pro Football Weekly All-AFC - 1995, 1990
Football Digest All-Pro - 1997, 1995, 1994, 1988
Football News All-Pro - 1994, 1988
Football News All-AFC - 1995
The Sporting News All-Pro - 1988
College and Pro Football Newsweekly All-Pro - 1995
Jim Lee Hunt Lineman of the Year Award - 1994, 1990, 1988, 1987
Patriots Rookie of the Year - 1987

ADDITIONAL STATISTICS

Year	Season	Playoffs	Tackles			
	GP/GS	GP/GS	FR	Yds	SpT	Misc.
1987	12/12	—	0	0	0	0
1988	16/16	—	0	0	0	0
1989	16/16	—	0	0	1	0
1990	16/16	—	2	4	0	0
1991	16/16	—	0	0	0	0
1992	8/8	—	1	0	0	0
1993	16/16	—	1	0	0	1
1994	16/16	1/1	0	0	0	1
1995	16/16	—	1	0	0	2
1996	16/16	3/3	0	0	0	1
1997	16/16	2/2	0	0	0	1
1998	16/16	1/1	3	0	0	2
Totals	180/180	7/7	8	4	1	8

College

Made the transition from tight end to left tackle three days into spring drills during his junior season in 1985 upon coach Howard Schnellenberger's urging ... Started that fall and did not allow a sack in his last seven games, despite playing the position at only 240 pounds ... Did not allow a sack during his senior campaign ... Played in the Senior Bowl after being selected a first-team All-South Independent by Associated Press ... Voted the team's Outstanding Offensive Lineman in 1986 ... Originally recruited to Louisville as a tight end in 1983 and caught seven passes for 103 yards in five starts that season ... In 1984, he started all 11 games at tight end and finished second on the team with 26 receptions for 289 yards and three touchdowns.

Personal

Bruce Charles Armstrong was born on Sept. 7, 1965 in Miami, Fla. ... He earned All-American honorable mention and all-county acclaim as a tight end at Central High in Miami, Fla. ... Named school's top scholar-athlete as a senior ... High school coach, Rudy Barber, played for the Miami Dolphins in 1968 ... Lettered three times in track and football ... Majored in political science at Louisville ... His wife, Melinda Yvette Armstrong, owns and operates a salon in Alpharetta, Ga. ... The Armstrongs have two children — Candace Lynne (4/12/84) and Nicholas Charles (5/8/95).



MIKE BARTRUM

TIGHT END/LONG SNAPPER

HEIGHT: 6-4 **WEIGHT:** 245
YEAR: 6TH **YRS/PAT:** 4TH
ACQUIRED: TRADE (G.B.) '96 **SCHOOL:** MARSHALL
MAJOR: ELEMENTARY EDUCATION
BORN: JUNE. 23, 1970 GALLIAPOLIS, OHIO.



Career Transactions

Mike Bartrum was acquired by the Patriots along with defensive end Walter Scott via a trade with the Green Bay Packers for past considerations (8/25/96) ... Originally signed by Kansas City as a non-drafted free agent (5/5/93) ... Released by Chiefs (8/30/93) and re-signed to practice squad (8/31/93) ... Activated (10/27/93) ... Released by Chiefs (8/23/94) ... Signed by Green Bay (1/20/95) ... Placed on injured reserve with a broken arm (10/11/95; out for remainder of season) ... Traded by Green Bay to the Patriots (8/25/96) ... Fractured his left forearm (11/2/97) and was placed on injured reserve (11/10/97) ... Re-signed (4/7/98).

Career Highlights

(GP/GS: 48/0, 5/0)

- ★ Bartrum's first career reception was a 1-yard touchdown pass from quarterback Drew Bledsoe in a 46-38 victory over the Ravens in Baltimore on Oct. 6, 1996.
- ★ Forced his first career fumble on a punt coverage team at Indianapolis (10/20/96), which was recovered by Marrio Grier and converted into a Curtis Martin touchdown in a 27-9 victory.
- ★ Recovered a fumble caused by Marty Moore in a 20-6 AFC Championship game victory over Jacksonville (1/12/97).
- ★ Bartrum has been one of the premier long snappers in his three seasons with the Patriots, delivering long snaps with precision on both punting and kicking units.

Seasonal Reviews

1998 (16/0, 1/0): Played in every game for the Patriots, handling the long snapping responsibilities for all punts, field goals and PAT teams during the regular season and playoffs ... Returned from a fractured forearm injury which sidelined him after nine games in 1997 ... Ranked ninth on the team with 10 special teams tackles (6 solo) ... Posted a pair of special teams tackles in two games; vs. Indianapolis (9/13) and at Pittsburgh (12/6), both Patriots victories.

1997 (9/0, 0/0): Appeared in the first nine games of the season as the Patriots' long snapper on punt, field goal and PAT units, a role he has perfected during his four-year career ... Recorded three special teams tackles on coverage units ... Suffered a season-ending injury when he fractured his left forearm at Minnesota (11/2) ... He had surgery the following day (11/3), but remained on the roster for another week ... He was reported among the team's inactives prior to the Buffalo game (11/9) ... Placed on injured reserve the following day (11/10).

1996 (16/0, 3/0): Bartrum was acquired by the Patriots in the final week of the preseason and immediately assumed the long-snapping responsibilities ... Proved to be a tremendous special teams asset with his precision snapping for punting and placement kicking ... Played in every game, including each of the Patriots' playoff games, handling all of the team's long-snapping chores ... Saw only limited playing time as a

NOTES

- ★ Mike played on the same Division I-AA little team as fellow Patriot WR Troy Brown at Marshall.
- ★ Mike offers the Bartrum Scholarship to his high school alma mater at Meigs in Pomeroy, Ohio.
- ★ Mike has taught special education classes in Louisburg (Kan.) since his 1995 off-season. He has taught at the elementary and high school levels.



reserve tight end ... Totaled six special teams tackles and forced two fumbles during the season, adding four special teams tackles and a fumble recovery in the playoffs ... Recorded his first career reception on a 1-yard touch-down pass from quarterback Drew Bledsoe in a 46-38 victory over the Ravens in Baltimore (10/6) ... It was his only reception of the season ... Forced his first career fumble on a punt coverage team at Indianapolis (10/20), which was recovered by Marrio Grier and converted into a Curtis Martin touchdown in a 27-9 victory ... Recovered a fumble caused by Marty Moore in a 20-6 AFC Championship victory over Jacksonville (1/12/97).

1995 (4/0-Green Bay): Opened the season as Green Bay's third tight end, but was the top long-snapper on punts until suffering a broken left arm at Jacksonville (9/24) ... Placed on injured reserve for the remainder of the season ... Subbed in each of the first four games and recorded one special teams tackle vs. the N.Y. Giants (9/17) ... Played in two-tight end sets at Chicago (9/1) after starter Mark Chmura went down with an ankle injury.

1994 (0/0): Spent the 1994 season out of football after being released by Kansas City (8/23).

1993 (3/0, 1/0-Kansas City): Saw limited action in three regular season games and one playoff game as a rookie after being activated from the team's practice squad (10/26) ... Signed as non-drafted free agent (5/5) and released (8/30) on the team's final cuts ... Re-signed to the Chiefs practice squad (8/31).

College

Two-year starter and three-year letterman (1989, 1991-92) at Marshall University in Huntington, W.V. ... Totalled

TRADING PLACES

Mike Bartrum opened the 1996 preseason against the New England Patriots as a member of the Green Bay Packers (8/2/96) and ended the season as a Patriot battling the Packers for the Super Bowl title. He was acquired in a trade by the Patriots for "past considerations." He is the only active veteran who was acquired by the team via a trade and has since provided the Patriots with consistent special teams play as the team's long snapper on all punt and place-ment kick units.

109 career receptions for 1,187 yards (10.9 avg.) and 10 touchdowns ... Earned consensus All-Southern Conference honors as a senior when he caught 62 passes for 680 yards and nine touchdowns, guiding Marshall to a Division I-AA national title ... Missed the entire 1990 season with a knee injury suffered in spring practice ... Redshirted in 1988 ... Lettered in baseball as a relief pitcher as a junior (1991).

Personal

Michael Weldon Bartrum was born June 23, 1970 in Gallipolis, Ohio ... He attended Meigs High in Pomeroy, Ohio, where he was a three-sport letterman and all-state selection ... He was a four-year letterman in baseball, three-year letterman in football and two-year letterman in basketball ... Passed for 1,900 yards and 24 touchdowns as a quarterback his junior and senior seasons ... Earned a B.A. degree in elementary and special education at Marshall ... He has been teaching 4th and 5th grade special education classes at Louisburg (Kan.) Elementary School since his 1995 offseason ... Also taught at

Louisburg High School in the fall of '95 after being placed on injured reserve ... Donates his time to support the Cardinal Cushing school ... Mike enjoys playing golf ... Mike and his wife, Jennifer, keep an offseason residence in Overland Park just outside Kansas City ... The couple celebrated the birth of their first child last year, Cody (8/25/98).

MIKE BARTRUM

Pos: TE/LS Ht: 6-4 Wt: 245 Yr: 6th Acq: T-GB'96 College: Marshall Born: 6/23/70

			Receiving					Postseason					
Year	Team	G/S	No	Yds	Avg	Lg	TD	SpT	G/S	No	Yds	Td	SpT
1993	Chiefs	3/0	0	0	0.0	0	0	0	1/0	33	0	0	0
1994			Out of Football										
1995	Packers	4/0	0	0	0.0	0	0	1	--	--	--	--	--
1996	Patriots	16/0	1	1	1.0	1	1	6	3/0	0	0	0	4
1997	Patriots	9/0	0	0	0.0	0	0	3	IR 11/10/97				
1998	Patriots	16/0	0	0	0.0	0	0	10	1/0	0	0	0	
Totals-5 years		48/0	1	1	1.0	1	1	20	5/0	0	0	0	4

Additional Statistics: 1996 - forced 2 special teams fumbles; recovered a special teams fumble in the playoffs.



DREW BLEDSOE

QUARTERBACK



HEIGHT: 6-5 **WEIGHT:** 233
YEAR: 7TH **YRS/PAT:** 7TH
ACQUIRED: D1 (1st) '93
SCHOOL: WASHINGTON STATE **MAJOR:** EDUCATION
BORN: FEB. 14, 1972 ELLENSBURG, WA
PRO BOWL '94, '96, '97



Career Transactions

The Patriots selected Bledsoe with the first overall pick in the 1993 NFL draft (4/25/93) ... Signed with the Patriots on July 6, 1993 ... Signed a seven-year contract extension on July 20, 1995.

Career Highlights

(GP/GS: 90/89; 6/6)

- ★ His 3,382 pass attempts in his first six seasons is more than **any** other quarterback has thrown during **any** six-year period in NFL history.
- ★ Bledsoe became the first quarterback in NFL history to complete game-winning touchdown passes in the final 30 seconds of two consecutive games, giving the Patriots wins over Miami (11/23/98) and Buffalo (11/29/98) to propel the Patriots into the playoffs for their third straight year. Remarkably, he was able to complete the heroic come-from-behind efforts despite suffering a broken index finger on his throwing hand.
- ★ His broken finger forced him to miss the final two games of the season and the playoffs, snapping a streak of 56 consecutive starts, longest in the AFC. Only Brett Favre (107) and Trent Dilfer (61) had longer streaks at the time.
- ★ Recorded a career-long with an 86-yard touchdown pass to wide receiver Terry Glenn at Pittsburgh (12/6/98).
- ★ In 1997, Bledsoe led the Patriots to their

second consecutive division title for the first time in franchise history and took the Patriots into the playoffs for the third time in four years.

- ★ Including postseason, Bledsoe is 53-42 (.560 winning percentage) as a starter and boasts a 41-17 overall record (.710) at Foxboro Stadium.
- ★ He enters the 1999 season ranked among the Patriots' all-time leading passers with 3,382 attempts (second), 1,887 completions (first), 21,981 yards (second), 128 touchdowns (third) and a 55.8 completion percentage (third).
- ★ Since entering the league in 1993, only Brett Favre (96 games) has quarterbacked his team in more games than Bledsoe (90).

★ In the past five seasons, he has missed just three games due to injuries (separated shoulder in 1995; broken index finger in 1998). In fact, he has only missed six regular season games in his NFL career.

★ In 1996, just his fourth NFL season, Bledsoe guided the Patriots to an AFC Championship and took the Patriots to their second Super Bowl in franchise history.

★ In 1994, he set franchise single-season passing records for attempts (691), completions (400) and yards passing (4,555).

★ His 691 pass attempts in 1994 remains an NFL record. He also set NFL records for attempts (70) and completions (45) in a game (vs. Minnesota on 11/13/94).

★ In that game vs. Minnesota, he exploded for a franchise record by completing 45 of 70 passes for 421 yards and three touchdowns. Trailing 20-0 with 58 seconds

NOTES

- ★ Drew's grandfather was a Top Gun fighter pilot during World War II.
- ★ Tommy Knecht is the only QB to have started ahead of Drew for an entire season—in the 7th grade at Pioneer Junior High (Walla Walla, Wash.) in 1984. Drew was moved to tight end.
- ★ Drew authored his first book "Make The Right Call" in 1998.
- ★ Drew is spokesperson for the Children's Miracle Network (CMN) and has joined a fundraising effort which has raised hundreds of millions of dollars.



remaining in the first half, he completed four consecutive passes to lead the Patriots on a seven-play, 48-yard drive to position Matt Bahr for a 38-yard field goal as time expired in the half. In the second half, Bledsoe turned in what has already become a legendary performance by completing 37 of 53 attempts (.698) for 354 yards and three touchdowns, without an interception, a sack, or a penalty called against the team.


- ★ He has employed 22 different receivers for his 128 career touchdown passes. Ben Coates has been his favorite target by being on the receiving end of 43 of those touchdown receptions (34 percent).
- ★ In 1995, he set a franchise record by attempting 179 consecutive passes without an interception (10/23/95 to 11/26/95).
- ★ At the age of 23, he became the youngest player in NFL history to surpass the 10,000-yard passing plateau when he connected with Ben Coates on a 6-yard completion just before the half vs. the Jets (12/10/95).
- ★ He is one of six players in NFL history to eclipse the 4,000-yard passing plateau multiple times, joining Dan Marino (6 seasons), Warren Moon (4), Dan Fouts (3), Brett Favre (2) and Steve Young (2). Only Marino, who had three 4,000-yard seasons in his first four years, had more faster than Bledsoe's pair of 4,000-yard seasons (1994 and 1996).
- ★ He has now eclipsed the 3,500-yard passing plateau in each of the last five seasons. No quarterback in franchise history had ever reached that plateau before Bledsoe.
- ★ He has eclipsed a quarterback rating of 100.0 in 17 games during his career. The Patriots are 16-1 in those games.
- ★ At the age of 21, he became the youngest player in franchise history and just the second rookie quarterback in team history to start in his NFL debut (Jim Plunkett started in his NFL debut in 1971).

Seasonal Reviews

1998 (14/14, 0/0): Bledsoe extended his consecutive game starting streak to 58 games, including three starts with a compound fracture to his right index finger, before missing the last two games of the regular season and playoffs ... Displayed tremendous resiliency and leadership when he guided the Patriots to three

consecutive victories over Miami, Buffalo and Pittsburgh late in the season to propel the Patriots to their third consecutive playoff appearance — a franchise record — all despite playing with a fractured right index finger ... He injured the finger in the fourth quarter vs. Miami (11/23), yet led the team on a 15-play, 80-yard scoring drive, capped by a 25-yard touchdown pass to Shawn Jefferson with just 0:29 remaining in the game to give the Patriots a 26-23 victory ... Finished the game with a career-high (for non-overtime games) of 423 yards after completing 28 of 54 passes and scoring two touchdowns in the game ... It was the fourth-highest passing performance of the year in the NFL ... His efforts earned him the NFL's Miller Lite Player of the Week and AFC Offensive Player of the Week honors ... It was the fourth 400-yard game of his career (the Patriots are 3-1 in those games) ... After missing an entire week of practice, he started the following week vs. Buffalo (11/29) and scored his second consecutive come-from-behind, game-winning touchdown, this time with a 1-yard pass to Ben Coates with no time remaining on the clock ... It marked the first time in NFL history that a quarterback had led his team to consecutive come-from-behind victories and scored the game-winning touchdown in the final 30 seconds of each game ... The touchdown to Coates capped a 10-play, 82-yard drive ... He finished the game with 246 yards and three touchdowns (28 of 43 passing) and became the first player since the advent of the award to earn back-to-back NFL Miller Lite Player of the Week honors ... Followed with a 327-yard effort

(on 21 of 34 attempts) in a 23-9 victory over the Steelers (12/6), highlighted by a career-long 86-yard touchdown pass to Terry Glenn (4th longest in franchise history) ... It gave Bledsoe his first win in Pittsburgh after three failed attempts ... In addition to the Miami and Buffalo wins, he also orchestrated fourth quarter comebacks against Tennessee (9/20) and at New Orleans (10/4), giving him 14 fourth quarter come-from-behind wins for his career ... Trailing 16-13 in the fourth quarter, he completed 3 of 4 passes for 65 yards and a touchdown vs. Tennessee to secure a 27-16 win ... With the score knotted at 27, he completed 6 of 8 attempts for 79 yards to set up Adam Vinatieri's game-winning field goal in a 30-27 victory over New Orleans ... Bledsoe opened the season completing 20 of 32 pass-





es for 289 yards and two touchdowns for a 112.6 quarterback rating at Denver (9/7) ... It was the 16th time of his career to eclipse the 100.0 QB rating, but it was his first loss when doing so (27-21) ... In his final game of the season at St. Louis (12/13), he moved ahead of Steve Grogan (1,879 career completions) as the franchise's all-time completion leader with a 4-yard pass to Lovett Purnell, the 1,880th of his career ... Despite missing two games and starting three others with a broken finger, he still finished among the AFC's leading passers with 481 attempts (4th), 263 completions (4th), 3,633 yards (2nd) and 20 touchdowns (5th tie) ... His 14 interceptions in 1998 was a new career low ... Connected on seven passes of 50 yards or more for the second consecutive season ... In his first four years, he completed four passes of 50 yards or more, in his last two years, he has 14 completions.

1997 (16/16, 2/2): Bledsoe started every game, extending his consecutive-games started streak to 44 games — which ranked third among NFL quarterbacks and led the AFC in 1997 ... He was once again among the league leaders in most passing categories ... He completed 314 (2nd in the NFL) of 522 passes (3rd) for 3,706 yards (4th) and 28 touchdowns (3rd) ... His touchdown-to-interception ratio of +13 ranked third in the league and his 87.7 quarterback rating set a single-season career high and ranked third in the AFC ... He led the Patriots to their second consecutive divi-

sion title — a franchise first — and guided them to the playoffs for the third time in four seasons ... He eclipsed the 3,500-yard passing plateau for the fourth consecutive season and earned his third trip to the Pro Bowl ... Entering the 1997 season, Bledsoe had completed four passes of 50 yards or more ... In 1997, he completed seven passes of 50 yards or more, including three to Troy Brown ... He threw just 15 interceptions, tying a career low ... In seven games in which he didn't throw an interception (including playoffs) in 1997, the Patriots were 7-0 ... He led the league in third down completion percentage (.600) by completing 102 of 170 attempts ... Recorded 10 of his 28 touchdowns on third downs, which also led the league ... Opened the season with a near flawless performance, completing 26 of 39 passes (.667) for 340 yards and four touchdowns vs. San Diego (8/31) ... Ben Coates was on the receiving end of a 4-yard touchdown pass to cap a 10-play, 73-yard scoring drive on the game's opening possession — which proved to be the first touchdown in the league in 1997 ... Gained an extra 8 yards on two carries and made two big blocks for Curtis Martin on off-tackle runs ... Earned Miller Lite Player of the Game and Staples Star of the Game honors for his efforts ... Recorded a quarterback rating of 128.2 — which was the fourth highest single-game rating of his career ... Scorched the Chargers secondary by employing eight different receivers in the game and com-

FANTASTIC FINISHES

Drew Bledsoe added four more "fantastic finishes" to his resume in 1998. He has now helped the Patriots overcome fourth quarter deficits in 13 games. In another game (at New Orleans 10/4/98), he led the Patriots to a game-winning field goal with just :04 remaining in the game, breaking a 27-27 tie for a 30-27 victory. Results from each of those 14 games are listed below, along with Bledsoe's fourth quarter passing totals in each game.

		Lgst 4th Qtr								
	Date	Opponent	Deficit	Att	Cmp	Yds	TD	Int	Final	
1.	11/29/98	Buffalo	21-17	15	8	75	1	0	* 25-21	
2.	11/23/98	Miami	23-19	20	9	159	1	0	* 26-23	
3.	10/04/98	at New Orleans	27-27	8	6	79	0	1	30-27	
4.	09/20/98	Tennessee	16-13	5	3	65	1	0	27-16	
5.	12/21/96	N.Y. Giants	22-3	12	18	156	2	0	* 23-22	
6.	11/10/96	N.Y. Jets	24-17	11	13	115	2	0	31-27	
7.	12/10/95	N.Y. Jets	21-17	3	1	4	0	0	31-28	
8.	11/26/95	at Buffalo	25-13	11	7	71	2	0	* 35-25	
9.	09/03/95	Cleveland	14-6	17	10	108	0	0	* 17-14	
10.	11/27/94	at Indianapolis	10-9	8	7	56	0	0	12-10	
11.	11/13/94	Minnesota	20-17	33	24	227	2	0	ot * 26-20	
12.	10/02/94	Green Bay	16-14	18	8	94	1	0	* 17-16	
13.	01/02/94	Miami	24-20	18	12	170	2	1	ot * 33-27	
14.	12/19/93	at Cleveland	17-13	12	4	38	0	1	20-17	

* indicates overcoming a deficit with less than two minutes remaining in the game.

**NFL IRONMEN**

pleting four touchdown passes — tying a single-game career high ... Only Steve Grogan and Vito Parilli, who have each completed five touchdown passes in a game, have thrown more ... Neither sacked, nor intercepted in the game for the 11th time of his career (the Patriots are 10-1 in those games) ... It was his 14th career 300-yard game and his 12th game with more than three touchdown passes ... The following week at Indianapolis (9/7), where he completed 15 of 25 passes for 267 yards and four touchdowns to earn Staples Star of Game and Miller Lite Player of the Game honors for the second straight week ... He finished with a 149.9 quarterback rating -- the second highest rating of his career (record is 185.0 vs. Indianapolis on 12/26/93) ... Became the first player in NFL history to throw at least four touchdown passes in each of the first two weeks of the season ... His eight touchdown passes in two games is the highest two-game total of his career ... Even more remarkable, his

Quarterback Drew Bledsoe has been incredibly durable during his six-year career with the Patriots, having played in 90 of 96 possible games since entering the league in 1993. Only Packers quarterback Brett Favre has played in more games during that time. Last year, he had his streak of 58 consecutive starts snapped when he missed the last two games of the 1998 season with a fractured finger.

QBS GAMES PLAYED SINCE 1993

Player	Games
Brett Favre...	.96
Drew Bledsoe90
Troy Aikman86

eight touchdown passes were spread to eight different receivers ... It wasn't until the third week of the season vs. the N.Y. Jets (9/14) that he threw his first interception of the season ... The interception by Mo Lewis was returned 43-yards for a touchdown in the third quarter to give the Jets their first lead of the game, but a 10-yard touchdown pass to Purnell helped the Patriots regain the lead and claim an over-

time victory ... It gave the Patriots their first 3-0 start since 1974 ... Bledsoe led the Patriots to their fourth consecutive victory to open the season with a 31-3 thrashing of the Chicago Bears (9/21) ... He completed 64.9 percent of his passes (24 of 37) and passed for over 300 yards (301) for the second time in four games ... He operated out of shotgun formation for the first extended period of time in his career and completed 4 of 7 passes for 28 yards and was sacked once ... The Patriots first loss came in a Monday Night contest at Denver (10/6) ... Bledsoe completed passes to

eight touchdown passes were spread to eight different receivers ... It wasn't until the third week of the season vs. the N.Y. Jets (9/14) that he threw his first interception of the season ... The interception by Mo Lewis was returned 43-yards for a touchdown in the third quarter to give the Jets their first lead of the game, but a 10-yard touchdown pass to Purnell helped the Patriots regain the lead and claim an over-

PATRIOTS RECORD BOOK – SINGLE SEASON PASSING TOTALS

Attempts	Completions	Yards	Touchdowns
691 Drew Bledsoe 1994	400 Drew Bledsoe 1994	4,555 Drew Bledsoe 1994	31 Babe Parilli 1964
636 Drew Bledsoe 1995	373 Drew Bledsoe 1996	4,086 Drew Bledsoe 1996	28 Drew Bledsoe 1997
623 Drew Bledsoe 1996	323 Drew Bledsoe 1995	3,706 Drew Bledsoe 1997	28 Steve Grogan 1979
522 Drew Bledsoe 1997	314 Drew Bledsoe 1997	3,633 Drew Bledsoe 1998	27 Drew Bledsoe 1994
481 Drew Bledsoe 1998	276 Tony Eason 1986	3,507 Drew Bledsoe 1995	25 Drew Bledsoe 1994
473 Babe Parilli 1964	263 Drew Bledsoe 1998	3,465 Babe Parilli 1964	23 Tony Eason 1984
448 Tony Eason 1986	259 Tony Eason 1984	3,328 Tony Eason 1986	22 Butch Songin 1960
431 Tony Eason 1984	246 Hugh Millen 1991		20 Drew Bledsoe 1998
429 Drew Bledsoe 1993	228 Babe Parilli 1964		20 Babe Parilli 1966
426 Babe Parilli 1965	214 Drew Bledsoe 1993		

PATRIOTS RECORD BOOK – CAREER PASSING TOTALS

Attempts	Completions	Yards	Touchdowns
3593 Steve Grogan 1975-90	1887 Drew Bledsoe 1993-98	26,886 Steve Grogan 1975-90	182 Steve Grogan 1975-90
3382 Drew Bledsoe 1993-98	1879 Steve Grogan 1975-90	21,981 Drew Bledsoe 1993-98	132 Vito Parilli 1961-67
2413 Vito Parilli 1961-67	1140 Vito Parilli 1961-67	16,747 Vito Parilli 1961-67	128 Drew Bledsoe 1993-98
1503 Jim Plunkett 1971-75	876 Tony Eason 1983-89	10,732 Tony Eason 1983-89	62 Jim Plunkett 1971-75
1500 Tony Eason 1983-89	729 Jim Plunkett 1971-75	9,932 Jim Plunkett 1971-75	60 Tony Eason 1983-89



eight different receivers, but completed only 20 of 41 attempts for 234 yards ... He fumbled once but recovered his own fumble ... He converted a key 4th-and-1 with a quarterback sneak for 3 yards ... Rebounded with a 33-6 victory vs. Buffalo (10/12) ... He connected with Coates for a 20-yard touchdown to cap a 63-yard opening drive ... It was the fourth consecutive time that Bledsoe had converted an opening drive into a touchdown completion at Foxboro Stadium ... At the N.Y. Jets (10/19), he completed passes for 294 yards, including a season-long 67-yard completion to Troy Brown ... He added a pair of touchdown passes to give him 17 through the first seven games, which surpassed his season totals in 1993 (15) and 1995 (13) ... He was sacked for 100th time in his 67th career game — an average of 1.5 a game for his career ... He had a season-high 17 yards rushing, including a season-long run of 8 yards ... Threw a season-high three interceptions in a Monday Night contest vs. Green Bay (10/27), including one on a Hail Mary attempt as time expired in the first half ... Completed his longest pass of the season at Minnesota (11/2) — a 76-yard completion to Shawn Jefferson ... It was the second longest completion of his career (Ben Coates 84-yard touchdown vs. Miami 11/3/96) ... Completed his 100th career touchdown pass — a 3-yard pass to Terry Glenn ... Set season-highs with 42 attempts and 27 completions to earn Miller Lite Player of the Game honors for the third time ... His 313 yards moved him ahead of Vito "Babe" Parilli into second place among the Patriots' all-time leading passers ... He did not throw an interception in a victory over Buffalo (11/9) and extended his consecutive game touchdown streak to 11 games ... Posted his third game of the year with a quarterback rating over 100.0 ... After a disastrous game at Tampa Bay (11/16) in which he had a season-low quarterback rating of 31.6, Bledsoe rebounded to guide the Patriots to victories in four of their next five games and

NFL RECORD BOOK

NFL Individual Passing Records Set

Pass Attempts in a Single Season - 691 (1994)
 Pass Attempts in a Game - 70 (11/13/94)
 Pass Completions in a Game - 45 (11/13/94)

Team Passing Records Set

Career Pass Completions - 1,887 (entering 1999)
 Pass Attempts in a Single Season - 691 (1994)
 Pass Attempts in a Game - 70 (11/13/94)
 Pass Completions in a Game - 45 (11/13/94)
 Passing Yardage in a Single Season - 4,555 (1994)
 Passing Yardage in a Game - 426 (11/13/94)
 Consecutive 300-Yard Games - 4 (1/2/94 thru 9/18/94)
 300-Yard Passing Games in a Season - 6 (1994)
 300-Yard Passing Games in a Career - 16 (1993-97)
 400-Yard Passing Games in a Season - 2 (1994)
 400-Yard Passing Games in a Career - 3 (1993-97)
 50+ Pass Attempt Games in One Season - 5 (1994)
 50+ Pass Attempt Games in a Career - 10 (1993-97)
 Pass Attempts Without an Interception - 179 (1995)
 Most Seasons Leading League in Attempts - 3 (1994-97)
 Most Seasons Leading League in Comp. - 2 (1994, 1996)
 Most Seasons Leading the League in Yards - 1 (1994)

claim back-to-back division titles for the first time in franchise history ... That streak started with a 27-24 victory over Miami (11/23) ... He earned Staples Star of the Game for his performance vs. Indianapolis (11/30) when he passed for two touchdowns without an interception to claim a 20-17 victory ... He completed a season-high 74.3 percent of his passes (26 of 35) the following week at Jacksonville (12/7) ... It was the second-highest single-game completion percentage of his career and once again helped him earn Staples Star of the Game honors ... He was

stopped for no gain on a quarterback sneak — his first failed attempt for a first down of the season ... He had a streak of 120 consecutive attempts without an interception snapped vs. Pittsburgh (12/13) ... His second interception of the game was returned 36 yards by Kevin Henry to set up a game tying Steelers touchdown late in the fourth quarter ... He set a single-season career best with his 28th touchdown pass of the year when he connected with David Meggett for a 49-yard score ... A 14-12 victory over Miami (12/22) in the season finale set up a Wild-Card rematch in Foxboro ... He completed 18 of 26 passes (.692), his second-highest completion percentage of the season ... He did not complete a touchdown pass for just the third time all season, but two short touchdown runs were enough to secure the win ... The season-ending victory propelled the Patriots into the playoffs for the third time in four years and earned the Patriots their second consecutive division title and a rematch with the Dolphins in the first round of the playoffs (12/28) ... In the playoff game, Bledsoe connected with Troy Brown for a 24-yard touchdown, his first touchdown against the Dolphins in 1997 ... His passing totals were a rather modest 16 of 32 for 139 yards, but he did not throw an interception and his touchdown pass to Brown proved to be enough to secure a victory, as the defense limited Miami to just a field goal in a 17-3 game ... It was the Patriots' second victory over Miami in

**NFL RECORD BOOK – SINGLE SEASON PASSING RECORDS**

Attempts			Completions			Yards		
691	Drew Bledsoe	1994	404	Warren Moon	1991	5,084	Dan Marino	1984
655	Warren Moon	1991	400	Drew Bledsoe	1994	4,802	Dan Fouts	1981
636	Drew Bledsoe	1995	385	Dan Marino	1994	4,746	Dan Marino	1986
623	Drew Bledsoe	1996	378	Dan Marino	1986	4,715	Dan Fouts	1980
623	Dan Marino	1986	377	Warren Moon	1995	4,690	Warren Moon	1991
615	Dan Marino	1994	373	Drew Bledsoe	1996	4,689	Warren Moon	1990
						4,614	Neil Lomax	1984
						4,555	Drew Bledsoe	1994
						4,458	Lynn Dickey	1983
						4,453	Dan Marino	1994
						4,434	Dan Marino	1988
						4,413	Brett Favre	1995

a week, their third of the season, and earned them a place in the NFL annals as they became just the sixth team in NFL history to record a three-game sweep of another opponent in a single season ... In the divisional playoff game at Pittsburgh (1/3/98), he passed for 264 yards — a postseason career-high- while completing 23 of 44 attempts (.523), but was intercepted twice and fumbled due to a blindside hit while attempting to pass on the team's final possession ... The Patriots were unable to compensate for the loss of running back Curtis Martin, generating just 36 yards on 19 carries ... In addition, they lost wide receiver Terry Glenn and tight end Ben Coates to injuries during the game, yet were still in contention for a game-winning drive on their final possession.

1996 (16/16, 3/3): Bledsoe started all 19 games for the Patriots, including playoffs, the most single-season starts by a Patriots quarterback in franchise history ... For the second time in three seasons, he eclipsed the 4,000-yard passing plateau and earned a return trip to the Pro Bowl ... He led the league in pass attempts (623) for the third consecutive season and in completions (373) for the second time in three years ... His 4,086 yards, 27 touchdowns and 2.4% interception ratio totals were each ranked third in the league ... He recorded a quarterback rating of 83.7, fifth in the AFC ... After an 0-2 start, he guided the team to victories in 11 of the next 14 games to claim the AFC East Title ... The Patriots then defeated the Pittsburgh Steelers and Jacksonville Jaguars to claim the AFC Championship and advance to Super Bowl XXXI ... He opened the season at Miami (9/1) and moved ahead of Tony Eason into third place on the Patriots' all-time passing list with his performance ... The Patriots were without WRs Terry Glenn and Vincent Brisby and they lost Shawn Jefferson during the game with a concussion ... Bledsoe employed seven different receivers in the game, but was sacked four times in a 24-10 season-opening loss to the Dolphins ... Sacked four times the following week in a losing effort at Buffalo (9/8), but did complete a 37-yard touch-

down pass to rookie wide out Terry Glenn, his first career touchdown reception ... Earned Miller Lite Player of the Game honors for his performance in the 1996 home opener, a 31-0 blanking of Arizona (9/15) ... He completed 21 of 35 attempts (.600) for 221 yards and three touchdowns without an interception, but it was his pickup of a first down on 4th-and-1 when he jumped over a defender for a 1-yard gain that will be most remembered ... He completed his first eight pass attempts vs. Jacksonville (9/22) the following week and led the Patriots on a 49-yard drive to set up the game-winning kick in an overtime victory over the Jaguars ... Earned Miller Lite Player of the Game and Staples Star of the Game honors the following week at Baltimore (10/6) when he threw for a season-high and single-game career-tying four touchdown passes in a 46-38 victory over the Ravens ... He completed 25 of 39 attempts (.641) for 310 yards and finished with a quarterback rating of 122.8 ... It marked the 10th 300-yard game of his young career ... He attempted a season-high 48 attempts in a losing effort vs. Washington (10/13) ... He completed 14 of 24 attempts for 142 yards in a 27-9 victory over Indianapolis, his lowest passing totals since Dec. 12, 1993 (vs. Cincinnati) ... Completed 11 of his first 12 attempts and earned Miller Lite Player of the Game honors for his nationally televised Sunday night performance against Buffalo (10/27) ... He finished the game completing a season-high 32 of 45 attempts (.711) for 373 yards and a touchdown ... Earned Staples Star of the Game honors the following week vs. Miami (11/3) when he completed 30 of 41 attempts (.732) for a season-high 419 yards and a career-long 84-yard touchdown pass ... His 419 yards passing was the second-highest single-game passing total in franchise history (426 vs. Minnesota on Nov. 13, 1994) ... His 84-yard touchdown completion to Ben Coates was the fourth-longest in franchise history ... Had a streak of 87 consecutive attempts without an interception snapped when Terrell Buckley picked off a pass in the first quarter ... Earned Staples Star of the Game honors for the third consecutive week at the Jets (11/10) ... Despite opening the game 0-for-4 with an interception and

**RECORD BOOK**

a lost fumble, he still finished with 297 yards (24-of-34) and three touchdowns in a dramatic 31-27 come-from-behind victory ... Completed nine of his first 11 attempts for 123 yards and two touchdowns vs. Indianapolis (11/24) and finished the game with 242 yards passing in a 27-13 victory ... Earned Miller Lite Player of the Game honors the following week for his performance in a 45-7 victory over San Diego (12/1) ... He completed nine of his first 11 attempts for the second consecutive week, this time for three touchdowns, to give the Patriots a quick lead in the nationally televised contest ... He finished the game completing 19 of 29 attempts (.655) for 232 yards and four touchdowns ... It was his fourth 4-touchdown game of his career, the second of the season and marked the 12th time that he had thrown for three or more touchdowns in a single game ... He eclipsed the 14,000-yard plateau the following week vs. the Jets (12/8) when he threw for 251 yards (24-of-42) ... Had his worst performance of the season at Dallas (12/15) when he completed 20 of 40 passes for just 178 yards and threw three interceptions for a quarterback rating of just 31.0 ... Rebounded the following week with his fourth 300-yard game of the season and the 13th of his career at the Giants (12/21) ... Finished the game with 301 yards and a pair of touchdowns, including the game-winning touchdown pass to Ben Coates with just 1:32 remaining in the game ... Eclipsed the 4,000-yard passing plateau for the second time in three seasons to become just the fourth quarterback in NFL history to post multiple 4,000-yard passing seasons ... The victory gave the Patriots an 11-5 regular season record, which tied a franchise record for wins in a season, and secured a first-round playoff bye for the division champs ... He completed 14 of 24 attempts for 164 yards and a touchdown in a 28-3 victory over Pittsburgh (1/5/97) ... He connected on 20 of 33 attempts for 172 yards in the AFC Championship Game victory over Jacksonville (1/12/97) ... He closed out the season by throwing for 253 yards and a pair of touchdowns in Super Bowl XXXI vs. Green Bay (1/26/97).

In 1995, Drew Bledsoe set a Patriots record for consecutive pass attempts without an interception. During a seven-game span, Bledsoe threw 179 passes without throwing an interception, breaking Tony Eason's franchise record set in 1986. Bledsoe's 180th pass attempt was intercepted by Bryce Paup on the Buffalo Bills goal line. It was Bledsoe's first of three interceptions that day, but the Patriots prevailed 35-25.

but abandoned the run and relied on Bledsoe's passing to guide the offense) the Patriots stayed committed to their running game throughout the year and produced the franchise's all-time single-season rushing leader when Curtis Martin rushed for 1,487 yards ... Bledsoe had

a streak of 23 consecutive starts snapped when he missed a game at Atlanta (10/1) while recovering from a separated left (non-throwing) shoulder injury, suffered in the third week of the season at San Francisco (9/17) ... He started 15 games for the Patriots and completed 323 of his 636 attempts (.508) for 3,507 yards and 13 touchdowns ... He trimmed 11 interceptions off his 1994 total, finishing with just 16 miscues all season ... For the second consecutive year, he attempted more passes than any other NFL quarterback and ranked second in the AFC in pass completions ... He finished fourth in the AFC in passing yards - 12th overall ... Tied another franchise record during a seven-game stretch (10/15 to 11/26) at midseason when he attempted 179 consecutive passes without an interception (tying Tony Eason) ... His record-breaking 180th pass attempt was intercepted by Buffalo's Bryce Paup (11/26) on the Bills' goal line ... Opened the season vs. Cleveland (9/3) and helped guide the Patriots to a come-from-behind 17-14 victory over the Browns ... Trailing 14-9 with just 4:29 remaining in the game, Bledsoe led the Patriots on a 14-play, 85-yard drive which was capped by a Curtis Martin game-winning touchdown run with just 19 seconds remaining in the game ... It was Bledsoe's sixth come-from-behind victory of his career and the second over the Browns ... He finished the day completing 30 of 47 attempts for 302 yards and did not throw an interception in the game ... His 302 yards represented a third of a "milestone trifecta," which included Curtis Martin's 102 yards rushing and Ben Coates' 106 yards receiving ... It was just the fourth "milestone trifecta" in Patriots history ... Attempted 51 passes in back-to-back losses vs. Miami (9/10) and at San Francisco (9/17) — his sixth and seventh 50-attempt games of his young career ... Received a devastating hit, delivered by LB Ken Norton late in the first quarter at San Francisco and was forced to leave the game with a separated left shoulder ... Showed tremendous will and determination when he re-entered the game early in the second quarter and played through the pain after missing just one offensive series ... Played the remainder of the game, but could not ignite a spark as the Patriots lost

1995 (15/15): For the second straight season, Bledsoe attempted (636) and completed (323) more passes for more yards (3,507) than any other quarterback in Patriots history ... Amazingly, he did so in just 15 games ... Contrary to his 1994 record-setting season (when the Patriots all



HOW'S THAT FOR STARTERS

28-3 ... Finished the game completing just 21 of 51 attempts for 241 yards and threw three interceptions ... Missed the following game at Atlanta (10/1) following the Patriots' bye week while still recovering from the injury ... Returned to the starting lineup and attempted 56 passes the following week vs. Denver (10/8), but could not generate an offensive touchdown despite penetrating the "red zone" on four occasions ... Threw his first touchdown pass of the season at Kansas City (10/15) when he connected with Vincent Brisby for a 22-yard score in the third quarter ... Added a fourth quarter touchdown pass when Will Moore scored his first NFL touchdown on a 6-yard reception ... Finished the game completing 25 of 47 passes for 237 yards, including the two touchdowns, but the Patriots could not pull out their second victory of the season and fell to 1-5 ... The Patriots hosted their first Monday Night Football game in 14 years and scored an impressive 27-14 victory over the Bills (10/23) ... Threw for 262 yards and a touchdown while completing 23 of 40 attempts in that game ... Connected with Brisby on his longest pass completion of the season when Brisby scored on a 47-yard reception in a 34-17 victory over Miami (11/12) ... It was the first of two touchdown passes in the game ... Threw for three touchdowns in a 35-25 victory over Buffalo (11/26), completing the first series sweep of the Bills since 1987 ... Hit rookie wide out Hason Graham in stride for a 37-yard touchdown vs. New York (12/10) to help the Patriots to a 31-28 victory to complete a series sweep over the Jets ... Sustained a contusion to his right shoulder in the first quarter at Pittsburgh (12/16) on a hit by Greg Lloyd - yet finished the game with a season-high performance completing 39 of 60 passes for 336 yards and three touchdowns to earn Staples Star of the Game honors ... Closed out the season completing just 17 of 37 passes for 186 yards in a 7-10 loss at Indianapolis (12/23) ... Scored

In 1994, Drew Bledsoe started all 16 games for the Patriots and set an NFL record by attempting 691 passes. In doing so, he became the first quarterback to start every game for the Patriots in 15 years. Steve Grogan was the last quarterback to start every game for the Patriots, back in 1979. Thirteen different quarterbacks had split time between 1976 and 1994. In 1996, Bledsoe started 19 games, including each of the three playoff games. No other quarterback in franchise history had ever started 19 games in one season. Since Nov. 21, 1993, Bledsoe has started 84 of 87 possible regular season games and six of seven Patriots playoff games.

the only touchdown of the game on a 31-yard pass to Hason Graham.

1994 (16/16, 1/1): Bledsoe threw more times (691) and completed more passes (400) for more yards (4,555) than any other quarterback in 1994 ... His 691 attempts set an NFL record ... He finished fourth in the league with 25 touchdown pass-

es, trailing only Steve Young (35), Brett Favre (33) and Dan Marino (30) ... He guided the top-rated passing offense in the NFL, averaging 277.8 yards per game ... Earned Patriots' Miller Lite Player of the Game a total of four times, weeks 1, 2, 11 and 16 ... Selected the NFL's Miller Lite Player of the Week — as selected by a national media panel - and AFC Player of the Week by the NFL for his performances against Green Bay 10/2 (53-29-334-2 tds-1 int) and Minnesota 11/13 (70-45-426-3 tds-0 ints) ... He completed over 50 passes to five different targets - Ben Coates (96), Michael Timpson (74), Leroy Thompson (65), Vincent Brisby (58), and Kevin Turner (52) - for the first time in NFL history ... Became the youngest quarterback (22-years old) to play in the Pro Bowl in the history of the game ... He was a UPI second-team All-AFC selection ... Set three NFL passing records - most attempts in a season (691), most attempts in a game (70) and most completions in a game (45) ... Came within four pass completions to establish a fourth NFL record - his 400 completions rank second only to Warren Moon who completed 404 passes for Houston in 1991 ... Set eight franchise passing records - most attempts in a season (691), most attempts in a game (70), most completions in a season (400), most completions in a game (45), most passing yardage in a season (4,555), most passing yardage in a game (426), most consecutive 300-yard games (4) and most 300-yard games in one season (6) ... In 1994 alone, Bledsoe attempted more passes (691), completed more passes (400) and threw for more yards (4,555) than 31 of his 36

1994 - A CAREER YEAR

In 1994 alone, Drew Bledsoe attempted more passes (691), with more completions (400) for more yards (4,555) than 31 of the franchise's 36 predecessors had accomplished in their Patriots careers. Only Steve Grogan, Babe Parilli, Tony Eason and Jim Plunkett recorded better numbers during their careers than Bledsoe did in 1994.



ONE FOR THE BOOKS

As fans left Foxboro Stadium on Nov. 13, 1994, in celebration of the greatest come-from-behind victory in Patriots history, many realized they had just witnessed a legendary passing performance. Below is a breakdown of Drew Bledsoe's record-setting performance in the Patriots' 26-20 overtime upset over the Minnesota Vikings.

Passing	Att	Comp	Yds	Pct	TD	Lg	Int	Sacks	Rating
1st Half Passing	17	8	72	47.0	0	20	0	0	58.9
2nd Half Passing	53	37	354	69.8	3	31t	0	0	107.0
Passing Total	*70	*45	426	64.3	3	31t	0	0	95.3

* denotes all-time NFL record

Passing	Att	Comp	Yds	Pct	TD	Lg	Int	Sacks	Rating
1st Quarter Passing	3	1	7	33.3	0	7	0	0	39.6
2nd Quarter Passing	14	7	65	50.0	0	20	0	0	63.1
3rd Quarter Passing	20	13	127	65.0	1	31t	0	0	99.4
4th Quarter Passing	27	18	171	66.7	1	25	0	0	96.4
Overtime Passing	6	6	56	100.0	1	15	0	0	179.9
First 29 minutes	11	4	21	36.4	0	8	0	0	40.3
Final 34:10	59	41	402	69.5	3	31t	0	0	105.3

predecessors had accomplished during their Patriots' careers ... Bledsoe started every game in 1994 to become the first Patriots quarterback to do so since Steve Grogan started every game in 1975 ... Among NFL quarterbacks, only Dan Marino, who threw for 5,084 yards in 1984, had a more spectacular sophomore season than Bledsoe ... He opened the season at Miami (9/4) and set a Patriots passing record by throwing for 421 yards (which he broke nine games later) in just his 13th NFL start ... In that season-opener, he completed 32 of 51 passes while throwing four touchdowns ... It was the second time in his short career that he had thrown for four touchdowns in a game ... Connected with Ben Coates on a 62-yard touchdown strike - the longest completion of Bledsoe's career ... Earned Patriots' Miller Lite Player of the Game honors, as voted by a local media panel, for his performance ... Nearly duplicated his performance the following week in the home opener vs. Buffalo (9/11) ... Completed 26 of 42 passes (.619) for 380 yards and three touchdowns to earn consecutive Patriots' Miller Lite Player of the Game honors ... Passed for over 300 yards in five of his first six games of the season ... Trailing 20-19 in the third quarter at Cincinnati (9/18), Bledsoe led the Patriots 80 yards on eight plays, capped by a 34-yard touchdown pass to Michael Timpson to take a 25-20 lead ... Put the game out of reach on the following possession with a 61-yard scoring drive to give the Patriots a 31-20 lead in the 31-28 victory ... Bledsoe finished the game with 365 yards and a touchdown, completing 30 of 50 pass attempts (.600) in the Patriots' first victory of the season ... with a 10-7 lead and just under six minutes remaining in the second quarter at Detroit (9/25), Bledsoe guided a 14-play, 69-yard scor-

ing drive capped by a 7-yard touchdown pass to Ben Coates with just 21 seconds remaining to take a 17-7 lead in the 23-17 victory ... He completed 21 of 33 attempts (.636) for 251 yards and a touchdown ... Trailing 16-14 with 1:14 remaining in the game vs. Green Bay (10/2), Bledsoe directed the Patriots on an 11-play, 45-yard drive which set up the game-winning field goal by Matt Bahr (33 yards) with just :04 remaining in the game - the Patriots won 17-16 ... Threw for over 300 yards for the fifth time in six weeks when he completed 23 of 55 passes for 321 yards and two touchdowns in a 21-17 loss vs. the Raiders (10/9) ... Threw for 242, 125 and 166 yards in three consecutive losses before exploding for a franchise record by completing 45 of 70 passes for 421 yards and three touchdowns vs. Minnesota (11/13) ... Trailing 20-0 with 58 seconds remaining in the first half, he completed four consecutive passes to lead the Patriots on a seven-play, 48-yard drive to position Matt Bahr for a 38-yard field goal as time expired ... In the second half, Bledsoe turned in what has already become a legendary performance by completing 37 of 53 attempts (.698) for 354 yards and three touchdowns, without an interception, a sack or a penalty called against him ... Connected with Ray Crittenden on a 31-yard touchdown on the opening drive of the second half ... Pulled to within three (20-17) with a 5-yard touchdown pass to Leroy Thompson with 2:27 remaining in the game ... with just 1:51 remaining in the game, Bledsoe converted a 4th-and-10 with a 25-yard completion to Vincent Brisby ... Completed his next four attempts to take the Patriots to the five-yard line, where Matt Bahr kicked the game-tying field goal with just 14 seconds remaining to send the game into overtime ... He completed his first five



HONORS & AWARDS

attempts of the over-time period and won the game (26-20) with a 14-yard touchdown strike to Kevin Turner in the corner of the end zone ... The 26 unanswered points in a 26-20 overtime victory over the Vikings ignited a seven-game win streak to close the season ... Trailing 9-10 at Indianapolis (11/27) with 3:13 remaining in the game, Bledsoe directed his third 4th-quarter comeback of the season with a 12-play, 55-yard drive to position Bahr for his second game-winning field goal (42

yards) of the season ... Finished the game completing 26 of 36 attempts for a season-high 72.2% completion percentage ... Ended the season with consistency, throwing for 277, 276 and 277 yards respectively in the last three regular season games ... Recorded a nearly flawless day at Buffalo (12/18) by completing 22 of 31 attempts (.710) for 276 yards and three touchdowns without an interception or a sack in a 41-17 victory at Buffalo ... Clinched the Patriots' first playoff berth in eight seasons with a 13-3 victory at Chicago (12/24) ... Completed just over 60 percent of his attempts (23 of 38) for 277 yards and secured the victory with a 3-yard touchdown pass to Leroy Thompson with 2:32 remaining in the game ... Attempted 50 passes for the sixth time of the season in the Patriots 20-13 wild-card playoff loss at Cleveland (1/1/95).

1993 (13/12): Led a Patriots' offense that improved from its 27th ranking in '92 to 12th in '93 ... Led a passing attack that jumped 14 places in the NFL rankings, from 26th to 12th ... Opened his rookie season as the starting quarterback until a midseason injury sidelined him for three games ... At the age of 21, he became the youngest player in franchise history and just the second rookie quarterback in team history to start in his NFL debut (Jim Plunkett started in his NFL debut in 1971) ... His first career completion was

1998 AFC Offensive Player of the Week (Game 12)
NFL Miller Lite Player of the Week (Games 12 and 13) Became the first player to win the award in consecutive weeks.

1997 Second-Team Pro Bowl Selection
Patriots True Value Player of the Year

1996 Second-Team AFC Pro Bowl Selection
UPI All-AFC Second Team
AFC Offensive Player of the Week (Game 6)
NFL Miller Lite Player of the Week (Game 14)
NFL Miller Lite Player of the Year Finalist (one of five finalists)
Patriots Staples Star of the Game (Games 6, 10, 11)
Patriots Miller Lite Player of the Game (Games 3, 6, 9, 14)

1995 Patriots Staples Star of the Game (Game 15)

1994 AFC Pro Bowl Selection
UPI All-AFC - Second Team
Patriots Miller Lite Player of the Year
1776 Quarterback Club's Co-Offensive MVP
AFC Offensive Player of the Week (Games 5, 10)
Patriots Miller Lite Player of the Game (Games 1, 2, 10, 15)
Patriots Staples Star of the Game (Games 1, 10)
Arthritis Foundation 1994 Athlete of the Year
Boston Press Photographers 1994 Sports Personality of the Year

1993 Patriots Miller Lite Player of the Week (Game 16)
1776 Quarterback Club's Rookie of the Year

thrown to fullback Sam Gash for a gain of seven yards (9/5) ... His first touchdown was thrown to Ben Coates, who caught a pass on a crossing pattern and ran 54 yards for a touchdown — Bledsoe's longest completion of the season ... He rewrote the Patriots' rookie passing records by finishing the season with 214 completions on 429 attempts for 2,494 yards and 15 touchdowns ... Voted Rookie of the Year by the Patriots' Quarterback Club ... His 2,494 yards ranked fourth all-time on the NFL's

rookie quarterback list and was 10th all-time among the Patriots' career passing leaders ... His 429 passing attempts was the fourth-highest for a single season in team history while his 214 completions was fifth ... Saved his best game for the season finale, throwing for a season-high 329 yards, completing 27 of 43 passes, including four touchdowns in a 33-27 overtime victory vs. Miami (1/2/94) ... Named Miller Lite Player of the Game for his efforts vs. Miami ... He became the first Patriots quarterback since Hugh Millen (12/8/91) to throw for 300 yards in a game ... Teamed with Michael Timpson on the 36-yard touchdown pass that won the game in overtime ... Threw eight touchdowns and only two interceptions during the four-game win streak that ended the season ... He was sacked only 16 times all season, including one streak of 14 quarters without a sack ... Threw for second highest total of the season, 296 yards, completing 18 of 48 passes, in 17-14 heartbreaking loss at Pittsburgh (12/5) ... The Patriots had a chance to win on their final possession, but could not break the goal line on a QB sneak ... Inactive for three games (vs. Houston 10/17, at Seattle 10/24 and at Indianapolis 10/31) after injuring his left knee just before halftime of the 23-21 victory at Phoenix (10/10) ... Completed a season-high 28 passes on 49 attempts for 239 yards in a 19-16 overtime loss vs. Detroit (9/12).



College

Despite only starting 28 games during his collegiate career (1990-92), he left the school ranked second on the all-time passing list with 7,373 yards, topped only by Jack Thompson's 7,818 yards (44 games) ... Upon his departure, his 46 touchdowns and 532 completions ranked second on WSU's career lists behind Thompson's 53 scores and 601 completions. **1992:** Named All-Pac-10 and was ninth in the nation in total offense averaging 247.0 yards per game ... Started every game, completing 211 of 386 passes for 2,770 yards and 18 touchdowns as a junior ... Hit on 37 of 66 passes for a school-record 413 yards against Montana ... Selected Pac-10 Player of the Week after hitting on 18 of 30 passes for 259 yards and a touchdown in blizzard-like conditions against Washington ... Broke his own school-record by throwing for 476 yards (30 of 46) and tied another record with an 87-yard pass, as the Cougars rolled up 636 total yards in a Copper Bowl victory over Utah. **1991:** Earned All-Pac-10 conference second-team honors as a sophomore after completing 199 of 358 passes

(.556) for 2,741 yards ... His 2,647 yards in total offense ranked fourth-best in school history. **1990:** He won the starting quarterback position to become the first true freshman to start at the position for Washington State in over 30 years.

Personal

Drew Bledsoe was born the son of Mac and Barbara Bledsoe on Feb. 14, 1972 in Ellensburg, Wash. ... Selected first-team all-state by the *Tacoma News Tribune* after senior year at Walla Walla (Wash.) High ... Named on numerous local and regional all-star teams, including the Western 100, Northwest Nugget, *Super Prep's* Far West Offensive Player of the Year, *Long Beach Press Telegram* "Best of the West," *Seattle Times* Blue Chip and Washington State Player of the Year honors ... Also lettered in basketball ... Majored in education at Washington State ... Established the Albert S. "Stu" Bledsoe Endowed Football Scholarship, a \$150,000 endowment to his alma mater, in the name of his grandfather ... Drew and his wife, Maura, have two sons, Stuart (10/16/97) and John (5/5/99).

DREW BLEDSOE

Pos: QB Ht: 6-5 Wt: 233 Year: 7th Acq: D1-93 College: Washington State Born: 2/14/72 Contract: '01

Regular Season Passing Statistics

Year	Team	G/S	Att	Cmp	Yds	Yds/Att	Pct	TD	Int	Int%	Lg	Sacks	Rating
1993	Patriots	13/12	429	214	2494	5.81	49.9	15	15	3.5	54t	16/99	65.0
1994	Patriots	16/16	691	400	4555	6.59	57.9	25	27	3.9	62t	22/139	73.6
1995	Patriots	15/15	636	323	3507	5.51	50.8	13	16	2.5	47t	23/170	63.7
1996	Patriots	16/16	623	373	4086	6.56	59.9	27	15	2.4	84t	30/190	83.7
1997	Patriots	16/16	522	314	3706	7.10	60.2	28	15	2.9	76	30/258	87.7
1998	Patriots	14/14	481	263	3633	7.55	54.7	20	14	2.9	86t	36/295	80.9
Totals-6 years		90/89	3382	1887	21981	6.50	55.8	128	102	3.0	86t	157/1151	75.7

Postseason Passing Statistics

Year	Team	G/S	Att	Cmp	Yds	Yds/Att	Pct	TD	Int	Int%	Lg	Sacks	Rating
1994	Patriots	1/1	50	21	235	4.7	42.0	1	3	6.0	21	1/10	38.3
1996	Patriots	3/3	105	59	595	5.7	56.2	3	7	6.7	53	9/71	54.3
1997	Patriots	2/2	76	39	403	5.3	51.3	1	2	2.6	39	5/39	60.4
1998	Patriots	0/0					Inactive						
Totals-4 years		6/6	231	119	1233	5.3	51.5	5	12	5.2	53	15/120	52.8

Regular Season		Rushing					Fumbles				Postseason Rushing					Fumbles			
Year	Team	No	Yds	Avg	Lg	TD	Fum	Lost	Rec	Yds	No	Yds	Avg	Lg	TD	No	Lost	Rec	Yds
1993	Patriots	32	82	2.6	15	0	8	4	5	-23	-	-	-	-	-	0	0	0	0
1994	Patriots	44	40	0.9	7	0	9	4	3	-5	2	2	1.0	2	0	0	0	0	0
1995	Patriots	20	28	1.4	15	0	11	6	1	-8	-	-	-	-	-	-	-	-	-
1996	Patriots	24	27	1.1	8	0	9	3	1	-2	2	3	1.5	4	0	2	1	0	0
1997	Patriots	28	55	2.0	8	0	4	1	3	-4	4	0	0.0	4	0	2	2	0	0
1998	Patriots	28	44	1.6	10	0	9	3	4	-10	inactive					inactive			
Totals-6 years		176	276	1.6	15	0	50	21	17	-52	8	5	0.6	4	0	4	3	0	0

Additional Statistics:

Receptions —1995 (1 for -9 yards off own deflected pass)

Misc. Tackles —1994 (1), 1997 (1)

**DREW BLEDSOE'S CAREER GAME-BY-GAME**

1993	Opponent	Att	Cmp	Yards	Pct	TD	Lg	Int	S	Yds	Rating	W/L	Score
09/05	at Buffalo	30	14	148	46.7	2	54t	1	3	13	69.9	L	14-38
09/12	Detroit	49	28	239	57.1	1	38	1	2	8	68.3	L	ot 16-19
09/19	Seattle	44	20	238	45.5	1	25	2	2	15	51.1	L	14-17
09/26	at NY Jets	42	19	195	45.2	0	44	2	3	15	39.3	L	7-45
10/10	at Phoenix*	17	8	85	47.1	1	20	0	2	18	81.7	W	23-21
10/17	Houston	Inactive (left knee strain)											
10/24	at Seattle	Inactive (left knee strain)											
10/31	at Indianapolis	Inactive (left knee strain)											
11/07	Buffalo**	16	8	96	50.0	0	26	0	1	9	68.8	L	ot 10-13
11/21	at Miami	42	23	275	54.8	1	40t	1	2	14	73.0	L	13-17
11/28	NY Jets	18	10	134	55.6	0	24	1	0	0	56.3	L	0-6
12/05	at Pittsburgh	48	18	296	37.5	1	48	5	0	0	22.6	L	14-17
12/12	Cincinnati	22	11	106	50.0	1	18	0	0	0	79.0	W	7-2
12/19	at Cleveland	47	19	210	40.4	1	24	1	1	7	52.6	W	20-17
12/26	Indianapolis	11	9	143	81.8	2	30	0	0	0	185.0	W	38-0
01/02	Miami	43	27	329	62.8	4	42	1	0	0	107.6	W	ot 33-27
1993 Season Totals		429	214	2494	49.9	15	54t	15	16	99	65.0	5-11	

* sustained a left knee strain and did not return in the second half

** did not start, but played in relief of Scott Secules

1994	Opponent	Att	Cmp	Yards	Pct	TD	Lg	Int	S	Yds	Rating	W/L	Score
09/04	at Miami	51	32	421	62.7	4	62t	2	1	3	98.6	L	35-39
09/11	Buffalo	42	26	380	61.9	3	32	2	2	9	95.3	L	35-38
09/18	at Cincinnati	50	30	365	60.0	1	34t	2	0	0	72.5	W	31-28
09/25	at Detroit	33	21	251	63.6	1	43	0	1	6	96.9	W	23-17
10/02	Green Bay	53	29	334	54.7	2	37t	1	2	22	78.7	W	17-16
10/09	L.A. Raiders	55	23	321	41.8	2	26	3	3	16	50.6	L	17-21
10/16	at N.Y. Jets	41	22	242	53.7	1	39	1	3	22	69.4	L	17-24
10/30	Miami	33	16	125	48.5	0	15	3	2	11	20.4	L	3-23
11/06	at Cleveland	43	20	166	46.5	0	20	4	2	7	18.2	L	6-13
11/13	Minnesota	70	45	426	64.3	3	31t	0	0	0	95.3	W	ot 26-20
11/20	San Diego	36	21	224	58.3	1	27t	2	1	7	62.7	W	23-17
11/27	at Indianapolis	36	26	271	72.2	0	37	1	2	14	82.1	W	12-10
12/04	N.Y. Jets	34	19	199	55.9	1	20	1	1	8	70.6	W	24-13
12/11	Indianapolis	45	25	277	55.6	2	43	4	0	0	51.8	W	28-13
12/18	at Buffalo	31	22	276	71.0	3	34	0	0	0	130.6	W	41-17
12/24	at Chicago	38	23	277	60.5	1	37	1	2	14	80.7	W	13-3
1994 Season Totals		691	400	4555	57.9	25	62t	27	22	139	73.6	10-6	
01/01	at Cleveland	50	21	235	42.0	1	21	3	1	10	38.3	L	13-20

1995	Opponent	Att	Cmp	Yards	Pct	TD	Lg	Int	S	Yds	Rating	W/L	Score
09/03	Cleveland	47	30	302	63.8	0	32	0	0	0	82.0	W	17-14
09/10	Miami	51	25	267	49.0	0	33	2	1	14	48.4	L	3-20
09/17	at San Francisco	51	21	241	41.2	0	31	3	4	22	31.6	L	3-28
10/01	at Atlanta	Inactive (separated shoulder)											
10/08	Denver	56	24	248	42.9	0	33	0	2	23	56.3	L	3-37
10/15	at Kansas City	47	25	237	53.2	2	22t	1	3	24	72.7	L	26-31
10/23	Buffalo	40	23	262	57.5	1	35	0	0	0	85.6	W	27-14
10/29	Carolina	44	22	228	50.0	0	21	0	0	0	65.3	L	ot 17-20
11/05	at N.Y. Jets	27	13	173	48.1	0	35	0	0	0	68.9	W	20-7
11/12	at Miami	25	14	209	56.0	2	47t	0	1	4	110.3	W	34-17
11/19	Indianapolis	39	20	180	51.3	0	19	0	5	29	64.0	L	10-24
11/26	at Buffalo	45	21	263	46.7	3	22	3	1	6	59.8	W	35-25
12/03	New Orleans	31	18	197	58.1	0	27	2	2	6	50.1	L	17-31
12/10	N.Y. Jets	36	11	178	30.6	1	43	1	1	11	45.8	W	31-28
12/16	at Pittsburgh	60	39	336	65.0	3	25	1	2	14	89.3	L	27-41
12/23	at Indianapolis	37	17	186	45.9	1	31t	3	1	17	36.5	L	7-10
1995 Season Totals		636	323	3507	50.8	13	47t	16	23	170	63.7	6-10	

**DREW BLEDSOE'S CAREER GAME-BY-GAME (Cont.)**

1996	Opponent	Att	Cmp	Yards	Pct	TD	Lg	Int	S	Yds	Rating	W/L	Score
09/01	at Miami	38	19	221	50.0	1	29	2	4	21	54.8	L	10-24
09/08	at Buffalo	46	21	210	45.7	1	37t	0	4	31	66.4	L	10-17
09/15	Arizona	35	21	221	60.0	3	23	0	2	5	107.0	W	31-0
09/22	Jacksonville	44	27	255	61.4	1	32	1	4	25	75.5	W	28-25
10/06	at Baltimore	39	25	310	64.1	4	35	0	0	0	122.8	W	46-38
10/13	Washington	48	23	222	47.9	0	34	1	2	17	52.6	L	22-27
10/20	at Indianapolis	24	14	142	58.3	1	24	0	0	0	89.2	W	27-9
10/27	Buffalo	45	32	373	71.1	1	42	0	2	15	103.3	W	28-25
11/03	Miami	41	30	419	73.2	3	84t	2	1	10	109.7	W	42-23
11/10	at NY Jets	34	24	297	70.6	3	31	2	2	22	102.2	W	31-27
11/17	Denver	41	22	212	53.7	0	39	1	2	11	58.2	L	8-34
11/24	Indianapolis	30	21	242	70.0	2	28	0	2	8	116.3	W	27-13
12/01	at San Diego	29	19	232	65.5	4	25	0	2	3	136.0	W	45-7
12/08	NY Jets	42	24	251	57.1	1	19	1	1	3	72.6	W	24-10
12/16	at Dallas	40	20	178	50.0	0	29	3	0	0	31.0	L	6-12
12/21	at NY Giants	47	31	301	66.0	2	38	2	2	19	80.2	W	23-22
1996 Season Totals		623	373	4086	59.9	27	84t	15	30	190	83.7	11-5	
01/05	Pittsburgh	24	14	164	58.3	1	53	2	2	15	58.3	W	28-3
01/12	Jacksonville	33	20	178	60.6	0	38	1	2	17	62.4	W	20-6
01/26	Green Bay	48	25	253	52.1	2	44	4	5	39	46.6	L	21-35
1996 Playoff Totals		105	59	595	56.2	3	53	7	9	71	54.3	2-1	

1997	Opponent	Att	Cmp	Yds	Pct	TD	Lg	Int	S	Yds	Rating	W/L	Score
08/31	San Diego	39	26	340	66.7	4	40	0	0	0	128.2	W	41-7
09/07	at Indianapolis	25	15	267	60.0	4	64	0	1	7	149.9	W	31-6
09/14	NY Jets	34	16	162	47.1	2	32	2	0	0	56.3	W	ot 27-24
09/21	Chicago	37	24	301	64.9	2	52	1	2	19	96.8	W	31-3
10/06	at Denver	41	20	234	48.8	1	44	1	3	23	64.5	L	13-34
10/12	Buffalo	27	14	181	51.9	2	30	1	1	10	82.5	W	33-6
10/19	at NY Jets	38	24	294	63.2	2	67	1	3	27	93.5	L	19-24
10/27	Green Bay	36	20	268	55.6	1	50	3	2	13	53.9	L	10-28
11/02	at Minnesota	42	27	313	64.3	2	76	1	3	20	92.7	L	18-23
11/09	at Buffalo	22	15	200	68.2	1	50	0	3	36	111.9	W	31-10
11/16	at Tampa Bay	25	13	117	52.0	0	21	2	5	58	31.6	L	7-27
11/23	Miami	26	15	207	57.7	0	51	0	1	8	83.3	W	27-24
11/30	Indianapolis	33	20	204	60.6	2	28	0	2	17	98.5	W	20-17
12/07	at Jacksonville	35	26	234	74.3	2	27	0	2	7	110.9	W	26-20
12/13	Pittsburgh	36	21	211	58.3	3	49	2	0	0	79.7	L	ot 21-24
12/22	at Miami	26	18	173	69.2	0	22	1	2	13	71.5	W	14-12
1997 Season Totals		522	314	3706	60.2	28	76	15	30	258	87.7	10-6	
12/28	Miami	32	16	139	50.0	1	24	0	3	19	72.3	W	17-3
01/03	at Pittsburgh	44	23	264	52.3	0	39	2	2	20	51.7	L	6-7
1997 Playoff Totals		76	39	403	51.3	1	39	2	5	39	60.4	1-1	

1998	Opponent	Att	Cmp	Yds	Pct	TD	Lg	Int	S	Yds	Rating	W/L	Score
09/07	at Denver	32	20	289	62.5	2	55	0	3	31	112.6	L	21-27
09/13	Indianapolis	29	15	218	51.7	1	39	0	0	0	88.0	W	29-6
09/20	Tennessee	30	18	250	60.0	1	51	0	4	22	97.9	W	27-16
10/04	at New Orleans	35	21	317	60.0	1	43	3	3	26	63.6	W	30-27
10/11	Kansas City	26	17	226	65.4	3	39	0	0	0	131.3	W	40-10
10/19	New York Jets	30	18	206	60.0	1	29	1	4	25	77.9	L	14-24
10/25	at Miami	33	13	240	39.4	0	54	1	2	15	52.6	L	9-12
11/01	at Indianapolis	35	22	306	62.9	2	63	1	1	13	98.0	W	21-16
11/08	Atlanta	34	19	229	55.9	1	46	1	5	48	74.3	L	10-41
11/15	at Buffalo	31	12	180	38.7	1	37	0	3	22	69.3	L	10-13
11/23	Miami	54	28	423	51.9	2	49	2	1	9	74.8	W	26-23
11/29	Buffalo	43	28	246	65.1	3	33	1	4	31	93.8	W	25-21
12/06	at Pittsburgh	34	21	327	61.8	1	86	3	2	23	66.7	W	23-9
12/13	at St. Louis	35	11	176	31.4	1	50	1	4	30	46.8	L	18-32
12/20	San Francisco						inactive					W	24-21
12/27	at New York Jets						inactive					L	10-31
1998 Season Totals		481	263	3633	54.7	20	86	14	36	295	80.9	9-7	
01/03	at Jacksonville						inactive					L	10-25



40 YEARS OF PATRIOTS FOOTBALL



GAMES WITH AT LEAST 50 PASS ATTEMPTS

Date	Opponent	Att	Cmp	Yards	Pct	TD	Lg	Int	W/L	Score
11/13/94	Minnesota	70	45	426	64.3	3	31t	0	W	OT 26-20
12/16/95	at Pittsburgh	60	39	336	65.0	3	25	1	L	27-41
10/08/95	Denver	56	24	248	42.9	0	33	0	L	3-37
10/09/94	L.A. Raiders	55	23	321	41.8	2	26	3	L	17-21
11/23/98	Miami	54	28	423	51.9	2	49	2	W	26-23
10/02/94	Green Bay	53	29	334	54.7	2	37t	1	W	17-16
09/17/95	at San Francisco	51	21	241	41.2	0	31	3	L	3-28
09/10/95	Miami	51	25	267	49.0	0	33	2	L	3-20
09/04/94	at Miami	51	32	421	62.7	4	62t	2	L	35-39
09/18/94	at Cincinnati	50	30	365	60.0	1	34t	2	W	31-28
01/01/95	at Cleveland*	50	21	235	42.0	1	21	3	L	13-20

* Playoff Games

GAMES WITH 30 OR MORE PASS COMPLETIONS

Date	Opponent	Att	Cmp	Yards	Pct	TD	Lg	Int	W/L	Score
11/13/94	Minnesota	70	45	426	64.3	3	31t	0	W	OT 26-20
12/16/95	at Pittsburgh	60	39	336	65.0	3	25	1	L	27-41
10/27/96	Buffalo	45	32	373	71.1	1	42	0	W	28-25
09/04/94	at Miami	51	32	421	62.7	4	62t	2	L	35-39
12/21/96	at NY Giants	47	31	301	66.0	2	38	2	W	23-22
11/03/96	Miami	41	30	419	73.2	3	84t	2	W	42-23
09/18/94	at Cincinnati	50	30	365	60.0	1	34t	2	W	31-28
09/03/95	Cleveland	47	30	302	63.8	0	32	0	W	17-14

300-YARD GAMES

Date	Opponent	Att	Cmp	Yards	Pct	TD	Lg	Int	W/L	Score
11/13/94	Minnesota	70	45	426	64.3	3	31t	0	W	OT 26-20
11/23/98	Miami	54	28	423	51.9	2	49	2	W	26-23
09/04/94	at Miami	51	32	421	62.7	4	62t	2	L	35-39
11/03/96	Miami	41	30	419	73.2	3	84t	2	W	42-23
09/11/94	Buffalo	42	26	380	61.9	3	32	2	L	35-38
10/27/96	Buffalo	45	32	373	71.1	1	42	0	W	28-25
09/18/94	at Cincinnati	50	30	365	60.0	1	34t	2	W	31-28
08/31/97	San Diego	39	26	340	66.7	4	40	0	W	41-7
12/16/95	at Pittsburgh	60	39	336	65.0	3	25	1	L	27-41
10/02/94	Green Bay	53	29	334	54.7	2	37t	1	W	17-16
01/02/93	Miami	43	27	329	62.8	4	42	1	W	OT 33-27
12/06/98	at Pittsburgh	34	21	327	61.8	1	86t	3	W	23-9
10/09/94	L.A. Raiders	55	23	321	41.8	2	26	3	L	17-21
10/04/98	at New Orleans	35	21	317	60.0	1	43	3	W	30-27
11/02/97	at Minnesota	42	27	313	64.3	2	76	1	L	18-23
10/06/96	at Baltimore	39	25	310	64.1	4	35	0	W	46-38
11/01/98	at Indianapolis	35	22	306	62.9	2	63t	1	W	21-16
09/03/95	Cleveland	47	30	302	63.8	0	32	0	W	17-14
09/21/97	Chicago	37	24	301	64.9	2	52t	1	W	31-3
12/21/96	at NY Giants	47	31	301	66.0	2	38	2	W	23-22

70% COMPLETION PERCENTAGE GAMES

Date	Opponent	Att	Cmp	Yards	Pct	TD	Lg	Int	W/L	Score
12/26/93	Indianapolis	11	9	143	81.8	2	30	0	W	38-0
12/07/97	at Jacksonville	35	26	234	74.3	2	27	0	W	26-20
11/03/96	Miami	41	30	419	73.2	3	84t	2	W	42-23
11/27/94	at Indianapolis	36	26	271	72.2	0	37	1	W	12-10
10/27/96	Buffalo	45	32	373	71.1	1	42	0	W	28-25
12/18/94	at Buffalo	31	22	276	71.0	3	34	0	W	41-17
11/10/96	at NY Jets	34	24	297	70.6	3	31	2	W	31-27
11/24/96	Indianapolis	30	21	242	70.0	2	28	0	W	27-13



40 YEARS OF PATRIOTS FOOTBALL



3 OR MORE TOUCHDOWN COMPLETIONS

Date	Opponent	Att	Cmp	Yards	Pct	TD	Lg	Int	W/L	Score
09/07/97	at Indianapolis	25	15	267	60.0	4	64	0	W	31-6
08/31/97	San Diego	39	26	340	66.7	4	40	0	W	41-7
12/01/96	at San Diego	29	19	232	65.5	4	25	0	W	45-7
10/06/96	at Baltimore	39	25	310	64.1	4	35	0	W	46-38
09/04/94	at Miami	51	32	421	62.7	4	62t	2	L	35-39
01/02/94	Miami	43	27	329	62.8	4	42	1	W	OT 33-27
11/29/98	Buffalo	43	28	246	65.1	3	33	1	W	25-21
10/11/98	Kansas City	26	17	226	65.4	3	39	0	W	40-10
12/13/97	Pittsburgh	36	21	211	58.3	3	49	2	L	OT 21-24
11/10/96	at NY Jets	34	24	297	70.6	3	31	2	W	31-27
11/03/96	Miami	41	30	419	73.2	3	84t	2	W	42-23
12/18/94	at Buffalo	31	22	276	71.0	3	34	0	W	41-17
12/16/95	at Pittsburgh	60	39	336	65.0	3	25	1	L	27-41
11/26/95	at Buffalo	45	21	263	46.7	3	22	3	W	35-25
11/13/94	Minnesota	70	45	426	64.3	3	31t	0	W	OT 26-20
09/11/94	Buffalo	42	26	380	61.9	3	32	2	L	35-38

NO INTERCEPTION, NO SACK GAMES

Date	Opponent	Att	Cmp	Yards	Pct	TD	Lg	Int	W/L	Score
10/11/98	Kansas City	26	17	226	65.4	3	39	0	W	40-10
09/13/98	Indianapolis	29	15	218	51.7	1	39	0	W	29-6
08/31/97	San Diego	39	26	340	66.7	4	40	0	W	41-7
10/20/96	at Indianapolis	24	14	142	58.3	1	24	0	W	27-9
10/06/96	at Baltimore	39	25	310	64.1	4	35	0	W	46-38
11/05/95	at N.Y. Jets	27	13	173	48.1	0	35	0	W	20-7
10/29/95	Carolina	44	22	228	50.0	0	21	0	L	OT 17-20
10/23/95	Buffalo	40	23	262	57.5	1	35	0	W	27-14
09/03/95	Cleveland	47	30	302	63.8	0	32	0	W	17-14
12/18/94	at Buffalo	31	22	276	71.0	3	34	0	W	41-17
11/13/94	Minnesota	70	45	426	64.3	3	31t	0	W	OT 26-20
12/26/93	Indianapolis	11	9	143	81.8	2	30	0	W	38-0
12/12/93	Cincinnati	22	11	106	50.0	1	18	0	W	7-2

Note: Patriots are 25-6 in games Bledsoe is not intercepted and 16-5 in games he has not been sacked.

THE RATING GAME

The Patriots are 16-1 when Drew Bledsoe has a quarterback rating above 100.0 in a game. Thirteen of those 17 games have come in the last two years.

Date	Opponent	Att	Comp.	Yds	TD	Int	Rating	W/L	Score
12/26/93	Indianapolis	11	9	143	2	0	185.0	W	38-0
09/07/97	at Indianapolis	25	15	267	4	0	149.9	W	31-6
12/01/96	at San Diego	29	19	232	4	0	136.0	W	45-7
10/11/98	Kansas City	26	17	226	3	0	131.3	W	40-10
12/18/94	at Buffalo	31	22	276	3	0	130.6	W	41-17
08/31/97	San Diego	39	26	340	4	0	128.2	W	41-7
10/06/96	at Baltimore	39	25	310	4	0	122.8	W	46-38
11/24/96	Indianapolis	30	21	242	2	0	116.3	W	27-13
09/07/98	at Denver	32	20	289	2	0	112.6	L	21-27
11/09/97	at Buffalo	22	15	200	1	0	111.9	W	31-10
12/07/97	at Jacksonville	35	26	234	2	0	110.9	W	26-20
11/12/95	at Miami	25	14	209	2	0	110.3	W	34-17
11/03/96	Miami	41	30	419	3	2	109.7	W	42-23
01/02/94	Miami	43	27	329	4	1	107.6	W	33-27
09/15/96	Arizona	35	21	221	3	0	107.0	W	31-0
10/27/96	Buffalo	45	32	373	1	0	103.3	W	28-25
11/10/96	at NY Jets	34	24	297	3	2	102.2	W	31-27



40 YEARS OF PATRIOTS FOOTBALL



GAMES WITH LESS THAN 25 ATTEMPTS

Date	Opponent	Att	Cmp	Yards	Pct	TD	Lg	Int	W/L	Score
12/26/93	Indianapolis	11	9	143	81.8	2	30	0	W	38-0
11/07/93	Buffalo*	16	8	96	50.0	0	26	0	L	OT 10-13
10/10/93	at Phoenix*	17	8	85	47.1	1	20	0	W	23-21
11/28/93	NY Jets	18	10	134	55.6	0	24	1	L	0-6
11/09/97	at Buffalo	22	15	200	68.2	1	50	0	W	31-10
12/12/93	Cincinnati	22	11	106	50.0	1	18	0	W	7-2
10/20/96	at Indianapolis	24	14	142	58.3	1	24	0	W	27-9
01/05/97	Pittsburgh	24	14	164	58.3	1	53	2	W	28-3

* played just one half

GAMES WITH LESS THAN 15 COMPLETIONS

Date	Opponent	Att	Cmp	Yards	Pct	TD	Lg	Int	W/L	Score
11/07/93	Buffalo*	16	8	96	50.0	0	26	0	L	OT 10-13
10/10/93	at Phoenix*	17	8	85	47.1	1	20	0	W	23-21
12/26/93	Indianapolis	11	9	143	81.8	2	30	0	W	38-0
11/28/93	NY Jets	18	10	134	55.6	0	24	1	L	0-6
12/13/98	at St. Louis	35	11	176	31.4	1	50	1	L	18-32
12/10/95	NY Jets	36	11	178	30.6	1	43	1	W	31-28
12/12/93	Cincinnati	22	11	106	50.0	1	18	0	W	7-2
11/15/98	at Buffalo	31	12	180	38.7	1	37t	0	L	10-13
11/05/95	at NY Jets	27	13	173	48.1	0	35	0	W	20-7
11/16/97	at Tampa Bay	25	13	117	52.0	0	21	2	L	7-27
10/25/98	at Miami	33	13	240	39.4	0	54	1	L	OT 9-12
10/12/97	Buffalo	27	14	181	51.9	2	30	1	W	33-6
01/05/97	Pittsburgh	24	14	164	58.3	1	53	2	W	28-3
10/20/96	at Indianapolis	24	14	142	58.3	1	24	0	W	27-9
11/12/95	at Miami	25	14	209	56.0	2	47t	0	W	34-17
09/05/93	at Buffalo	30	14	148	46.7	2	54t	1	L	14-38

* played just one half

GAMES WITH LESS THAN 150 YARDS

Date	Opponent	Att	Cmp	Yards	Pct	TD	Lg	Int	W/L	Score
10/10/93	at Phoenix*	17	8	85	47.1	1	20	0	W	23-21
11/07/93	Buffalo*	16	8	96	50.0	0	26	0	L	ot.10-13
12/12/93	Cincinnati	22	11	106	50.0	1	18	0	W	7-2
11/16/97	at Tampa Bay	25	13	117	52.0	0	21	2	L	7-27
10/30/94	Miami	33	16	125	48.5	0	15	3	L	3-23
11/28/93	NY Jets	18	10	134	55.6	0	24	1	L	0-6
12/28/97	Miami	32	16	139	50.0	1	24	0	W	17-3
10/20/96	at Indianapolis	24	14	142	58.3	1	24	0	W	27-9
12/26/93	Indianapolis	11	9	143	81.8	2	30	0	W	38-0
09/05/93	at Buffalo	30	14	148	46.7	2	54t	1	L	14-38

* played just one half

GAMES WITH COMPLETION PERCENTAGE BELOW 45%

Date	Opponent	Att	Cmp	Yards	Pct	TD	Lg	Int	W/L	Score
12/10/95	NY Jets	36	11	178	30.6	1	43	1	W	31-28
12/13/98	at St. Louis	35	11	176	31.4	1	50	1	L	18-32
12/05/93	at Pittsburgh	48	18	296	37.5	1	48	5	L	14-17
11/15/98	at Buffalo	31	12	180	38.7	1	37	0	L	10-13
10/25/98	at Miami	33	13	240	39.4	0	54	1	L	OT 9-12
12/19/93	at Cleveland	47	19	210	40.4	1	24	1	W	20-17
09/17/95	at San Francisco	51	21	241	41.2	0	31	3	L	3-28
10/09/94	L.A. Raiders	55	23	321	41.8	2	26	3	L	17-21
01/01/95	at Cleveland	50	21	235	42.0	1	21	3	L	13-20
10/08/95	Denver	56	24	248	42.9	0	33	0	L	3-37



THE LONGEST YARDS

In his first four years in the league, Bledsoe completed four passes of 50 yards or more. In the last two years, he has 13 passes of 50 yards or more.

Yards	Receiver	Opponent	Date
86 td	Terry Glenn	at Pittsburgh	12/06/98
84 td	Ben Coates	Miami	11/03/96
76	Shawn Jefferson	at Minnesota	11/02/97
67	Troy Brown	at N.Y. Jets	10/19/97
64	Shawn Jefferson	at Indianapolis	09/07/97
63 td	Tony Simmons	at Indianapolis	11/01/98
62 td	Ben Coates	at Miami	09/04/94
55	Shawn Jefferson	at Denver	09/07/98
54	Shawn Jefferson	at Miami	10/25/98
54 td	Ben Coates	at Buffalo	09/05/93
53 td	Terry Glenn	Pittsburgh	01/05/97
52	Troy Brown	at Denver	09/07/98
52 td	Troy Brown	Chicago	09/21/97
51 td	Terry Glenn	Tennessee	09/20/98
51	Keith Byars	Miami	11/23/97
50	Shawn Jefferson	at St. Louis	12/13/98
50	Troy Brown	at Buffalo	11/09/97
50	Terry Glenn	Green Bay	10/27/97
49	Tony Carter	Miami	11/23/98
49 td	David Meggett	Pittsburgh	12/13/97
49	Terry Glenn	Green Bay	10/27/97
48	Michael Timpson	at Pittsburgh	12/05/93
47	Tony Simmons	at Miami	10/25/98
47 td	Vincent Brisby	at Miami	11/12/95
46	Shawn Jefferson	Atlanta	11/08/98
46	Robert Edwards	Miami	11/23/98
44	Keith Byars	Denver	10/06/97
44	Ray Crittenden	at N.Y. Jets	09/26/93
43	Terry Glenn	at New Orleans	10/04/98
43	Derrick Cullors	at New Orleans	10/04/98
43	Tony Simmons	Atlanta	11/08/98
43	Terry Glenn	at Pittsburgh	12/06/98
43	Vincent Brisby	N.Y. Jets	12/10/95

Yards	Receiver	Opponent	Date
43	Vincent Brisby	Indianapolis	12/11/94
43	Vincent Brisby	at Detroit	09/25/94
42	Shawn Jefferson	Buffalo	10/27/96
42	Ben Coates	Miami	01/02/94
41	Curtis Martin	Miami	11/03/96
40	Terry Glenn	at Buffalo	11/09/97
40	Terry Glenn	San Diego	08/31/97
40 td	Ray Crittenden	at Miami	11/21/93
39	Robert Edwards	Indianapolis	09/13/98
39	Troy Brown	Kansas City	10/11/98
39	Shawn Jefferson	Denver	11/17/96
39	Ben Coates	at N.Y. Jets	10/16/94
38	Shawn Jefferson	Indianapolis	09/13/98
38	Shawn Jefferson	Miami	11/23/98
38	Shawn Jefferson	Jacksonville	01/12/97
38	Leonard Russell	Detroit	09/12/93
37 td	Tony Simmons	at Buffalo	11/15/98
37 td	Terry Glenn	at Buffalo	09/08/96
37 td	Hasan Graham	N.Y. Jets	12/10/95
37	Michael Timpson	at Chicago	12/24/94
37	Ben Coates	Indianapolis	12/11/94
37	Michael Timpson	at Indianapolis	11/27/94
37 td	Vincent Brisby	Green Bay	10/02/94
36	Shawn Jefferson	at Miami	10/25/98
36 td	Michael Timpson	Miami	01/02/94
35	Terry Glenn	at New Orleans	10/04/98
35	Troy Brown	at St. Louis	12/13/98
35	Ben Coates	San Diego	08/31/97
35	Shawn Jefferson	San Diego	08/31/97
35 td	Shawn Jefferson	at Baltimore	10/06/96
35	Vincent Brisby	at N.Y. Jets	11/05/95
35	Ben Coates	Buffalo	10/23/95

BLEDSOE'S REGULAR SEASON RECORD AS A STARTER WHEN ...

Games Started: 89
Overall: 50-39
Home: 28-17
Away: 22-22
On Grass: 36-27
On Turf: 14-12
Indoor: 6-3
Outdoor: 44-36
vs. AFC: 41-29
vs. NFC: 9-10

Pass Attempts
Less than 20: 2-1
20-29 attempts: 12-1
30-39 attempts: 20-15
40-49 attempts: 12-16
50 or more: 4-6
Completions
Less Than 10: 2-0
10-19 completions: 17-14
20-29 completions: 25-23
30 or more: 6-2

Yards
Less Than 200: 10-12
200-299 yards: 25-22
300-399 yards: 12-4
400 or more: 3-1
Touchdowns
None: 5-15
1 touchdown: 19-14
2 touchdowns: 13-6
3 or more: 13-4

Interceptions
None: 25-6
1 interception: 14-16
2 interceptions: 7-9
3 or more: 4-8
Sacks
None: 16-5
1 sack: 14-3
2 sacks: 15-13
3 or more sacks: 5-18



40 YEARS OF PATRIOTS FOOTBALL



BLEDSOE VS. THE AFC EAST

BUFFALO BILLS (7-5)

Date	Opponent	Att	Cmp	Yards	Pct	TD	Lg	Int	W/L	Score
09/05/93	at Buffalo	30	14	148	46.7	2	54t	1	L	14-38
11/07/93	Buffalo	16	8	96	50.0	0	26	0	L	ot 10-13
09/11/94	Buffalo	42	26	380	61.9	3	32	2	L	35-38
12/18/94	at Buffalo	31	22	276	71.0	3	34	0	W	41-17
10/23/95	Buffalo	40	23	262	57.5	1	35	0	W	27-14
11/26/95	at Buffalo	45	21	263	46.7	3	22	3	W	35-25
09/08/96	at Buffalo	46	21	210	45.7	1	37t	0	L	10-17
10/27/96	Buffalo	45	32	373	71.1	1	42	0	W	28-25
10/12/97	Buffalo	27	14	181	51.9	2	30	1	W	33-6
11/09/97	at Buffalo	22	15	200	68.2	1	50	0	W	31-10
11/15/98	at Buffalo	31	12	180	38.7	1	37	0	L	10-13
11/29/98	Buffalo	43	28	246	65.1	3	33	1	W	25-21
12-Game Totals		418	236	2815	56.5	21	54t	8		7-5

INDIANAPOLIS COLTS (9-2)

Date	Opponent	Att	Cmp	Yards	Pct	TD	Lg	Int	W/L	Score
12/26/93	Indianapolis	11	9	143	81.8	2	30	0	W	38-0
11/27/94	at Indianapolis	36	26	271	72.2	0	37	1	W	12-10
12/11/94	Indianapolis	45	25	277	55.6	2	43	4	W	28-18
11/19/95	Indianapolis	39	20	180	51.3	0	19	0	L	10-24
12/23/95	at Indianapolis	37	17	186	45.9	1	31t	3	L	7-10
10/20/96	at Indianapolis	24	14	142	58.3	1	24	0	W	27-9
11/24/96	Indianapolis	30	21	242	70.0	2	28	0	W	27-13
09/07/97	at Indianapolis	25	15	267	60.0	4	64	0	W	31-6
11/30/97	Indianapolis	33	20	204	60.6	2	28	0	W	20-17
09/13/98	Indianapolis	29	15	218	51.7	1	39	0	W	29-6
11/01/98	at Indianapolis	35	22	306	62.9	2	63	1	W	21-16
11-Game Totals		344	204	2436	59.3	17	64	9		9-2

MIAMI DOLPHINS (7-6)

Date	Opponent	Att	Cmp	Yards	Pct	TD	Lg	Int	W/L	Score
11/21/93	at Miami	42	23	275	54.8	1	40t	1	L	13-17
01/02/94	Miami	43	27	329	62.8	4	42	1	W	33-27
09/04/94	at Miami	51	32	421	62.7	4	62t	2	L	35-39
10/30/94	Miami	33	16	125	48.5	0	15	3	L	3-23
09/10/95	Miami	51	25	267	49.0	0	33	2	L	3-20
11/12/95	at Miami	25	14	209	56.0	2	47t	0	W	34-17
09/01/96	at Miami	38	19	221	50.0	1	29	2	L	10-24
11/03/96	Miami	41	30	419	73.2	3	84t	2	W	42-23
11/23/97	Miami	26	15	207	57.7	0	51	0	W	27-24
12/22/97	at Miami	26	18	173	69.2	0	22	1	W	14-12
12/28/97	Miami+	32	16	139	50.0	1	24	0	W	17-3
10/25/98	at Miami	33	13	240	39.4	0	54	1	L	9-12
11/23/98	Miami	54	28	423	51.9	2	49	2	W	26-23
13-Game Totals		495	276	3448	55.8	18	54	17		7-6

+ playoff game

NEW YORK JETS (6-5)

Date	Opponent	Att	Cmp	Yards	Pct	TD	Lg	Int	W/L	Score
09/26/93	at N.Y. Jets	42	19	195	45.2	0	44	2	L	7-45
11/28/93	N.Y. Jets	18	10	134	55.6	0	24	1	L	0-6
10/16/94	at N.Y. Jets	41	22	242	53.7	1	39	1	L	17-24
12/04/94	N.Y. Jets	34	19	199	55.9	1	20	1	W	24-13
11/05/95	at N.Y. Jets	27	13	173	48.1	0	35	0	W	20-7
12/10/95	N.Y. Jets	36	11	178	30.6	1	43	1	W	31-28
11/10/96	at N.Y. Jets	34	24	297	70.6	3	31	2	W	31-27
12/08/96	N.Y. Jets	42	24	251	57.1	1	19	1	W	34-10
09/14/97	N.Y. Jets	34	16	162	47.1	2	32	2	W	OT 27-24
10/19/97	at N.Y. Jets	38	24	294	63.2	2	67	1	L	19-24
10/19/98	N.Y. Jets	30	18	206	60.0	1	29	1	L	14-24
12/27/98	at N.Y. Jets				inactive				L	10-31
11-Game Totals		376	200	2331	53.2	12	67	13		6-5



40 YEARS OF PATRIOTS FOOTBALL



BLEDSOE VS. THE NFL

Date	Opponent	Att	Cmp	Yards	Pct	TD	Lg	Int	W/L	Score
10/10/93	at Phoenix*	17	8	85	47.1	1	20	0	W	23-21
09/15/96	Arizona	35	21	221	60.0	3	23	0	W	31-0
2-Game Totals		52	29	306	55.8	4	23	0		2-0
10/01/95	at Atlanta				Inactive				L	17-30
11/08/98	Atlanta	34	19	229	55.9	1	46	1	L	10-41
10/06/96	at Baltimore	39	25	310	64.1	4	35	0	W	46-38
10/29/95	Carolina	44	22	228	50.0	0	21	0	L	OT 17-20
12/24/94	at Chicago	38	23	277	60.5	1	37	1	W	13-3
09/21/97	Chicago	37	24	301	64.9	2	52	1	W	31-3
2-Game Totals		75	47	578	62.7	3	52	2		2-0
12/12/93	Cincinnati	22	11	106	50.0	1	18	0	W	7- 2
09/18/94	at Cincinnati	50	30	365	60.0	1	34t	2	W	31-28
2-Game Totals		72	41	471	56.9	2	34t	2		2-0
09/03/95	Cleveland	47	30	302	63.8	0	32	0	W	17-14
11/06/94	at Cleveland	43	20	166	46.5	0	20	4	L	6-13
12/19/93	at Cleveland	47	19	210	40.4	1	24	1	W	20-17
01/01/95	at Cleveland+	50	21	235	42.0	1	21	3	L	13-20
4-Game Totals		187	90	913	48.1	2	32	8		2-2
12/15/96	at Dallas	40	20	178	50.0	0	29	3	L	6-12
10/08/95	Denver	56	24	248	42.9	0	33	0	L	3-37
11/17/96	Denver	41	22	212	53.7	0	39	1	L	8-34
10/06/97	at Denver	41	20	234	48.8	1	44	1	L	13-34
09/07/98	at Denver	32	20	289	62.5	2	55	0	L	21-27
4-Game Totals		170	86	983	50.6	3	55	2		0-4
09/25/94	at Detroit	33	21	251	63.6	1	43	0	W	23-17
09/12/93	Detroit	49	28	239	57.1	1	38	1	L	OT 16-19
2-Game Totals		82	49	490	59.8	2	43	1		1-1
10/02/94	Green Bay	53	29	334	54.7	2	37t	1	W	17-16
01/26/96	Green Bay+	48	25	253	52.1	2	44	4	L	21-35
10/27/97	Green Bay	36	20	268	55.6	1	50	3	L	10-28
3-Game Totals		137	74	855	54.0	5	50	8		1-2
10/15/95	at Kansas City	47	25	237	53.2	2	22t	1	L	26-31
10/11/98	Kansas City	26	17	226	65.4	3	39	0	W	40-10
2-Game Totals		73	42	463	57.5	5	39	1		1-1
09/22/96	Jacksonville	44	27	255	61.4	1	32	1	W	OT 28-25
01/12/96	Jacksonville+	33	20	178	60.6	0	38	1	W	20- 6
12/07/97	at Jacksonville	35	26	234	74.3	2	27	0	W	26-20
01/03/98	at Jacksonville+				inactive				L	10-25
3-Game Totals		112	73	667	65.2	3	38	2		3-0
11/13/94	Minnesota	70	45	426	64.3	3	31t	0	W	OT 26-20
11/02/97	at Minnesota	42	27	313	64.3	2	76	1	L	18-23
2-Game Totals		112	72	739	64.3	5	76	1		1-1
12/03/95	New Orleans	31	18	197	58.1	0	27	2	L	17-31
10/04/98	at New Orleans	35	21	317	60.0	1	43	3	W	30-27
2-Game Totals		66	39	514	59.0	1	43	5		1-1

* missed second half due to injury

+ playoff game

+ Super Bowl



40 YEARS OF PATRIOTS FOOTBALL



BLEDSOE VS. THE NFL

Date	at	Opponent	Att	Cmp	Yards	Pct	TD	Lg	Int	W/L	Score
12/21/96		NY Giants	47	31	301	66.0	2	38	2	W	23-22
10/09/94		L.A. Raiders	55	23	321	41.8	2	26	3	L	17-21
12/05/93	at	Pittsburgh	48	18	296	37.5	1	48	5	L	14-17
12/16/95	at	Pittsburgh	60	39	336	65.0	3	25	1	L	27-41
01/05/97		Pittsburgh+	24	14	164	58.3	1	53	2	W	28-3
12/13/97		Pittsburgh	36	21	211	58.3	3	49	2	L	OT 21-24
01/03/98	at	Pittsburgh+	44	23	264	52.3	0	39	2	L	6-7
12/06/98	at	Pittsburgh	34	21	327	61.8	1	86	3	W	23-9
6-Game Totals			246	136	1598	55.3	9	86	15		2-4
11/20/94		San Diego	36	21	224	58.3	1	27t	2	W	23-17
12/01/96	at	San Diego	29	19	232	65.5	4	25	0	W	45-7
08/31/97		San Diego	39	26	340	66.7	4	40	0	W	41-7
3-Game Totals			104	66	796	63.5	9	40	2		3-0
09/17/95	at	San Francisco	51	21	241	41.2	0	31	3	L	3-28
12/20/98		San Francisco			inactive					W	24-21
12/13/98	at	St. Louis	35	11	176	31.4	1	50	1	L	18-32
09/19/93		Seattle	44	20	238	45.5	1	25	2	L	14-17
11/16/97	at	Tampa Bay	25	13	117	52.0	0	21	2	L	7-27
10/17/93		Houston			inactive					L	14-28
09/20/98		Tennessee	30	18	250	60.0	1	51	0	W	27-16
10/13/96		Washington	48	23	222	47.9	0	34	1	L	22-27

* missed second half due to injury

+ playoff game

+ Super Bowl

BLEDSOE'S REGULAR SEASON BREAKDOWNS

	G	Att	Comp	Yards	Pct	TD	Lg	Int	Sacks	Yards	W-L
Home	46	1755	989	11,300	56.4	64	84t	46	69	484	28-18
Away	44	1627	898	10,681	55.2	64	86	56	88	667	22-22
Season Totals	90	3382	1887	21,981	55.8	128	86	102	157	1151	50-40

By Division

Division	G	Att	Comp	Yards	Pct.	TD	Lg	Int	Sacks	Yards	W-L
AFC East	46	1601	900	10,891	56.2	67	84t	47	74	542	28-18
AFC Central	13	535	305	3,368	57.0	19	86	19	17	105	9-4
AFC West	11	446	237	2,801	53.1	20	55	10	21	153	4-7
AFC Totals	70	2582	1442	17,060	55.8	106	86	76	112	800	41-29

By Division

Division	G	Att	Comp	Yards	Pct.	TD	Lg	Int	Sacks	Yards	W-L
NFC East	5	187	103	1007	55.1	6	38	6	8	59	3-2
NFC Central	9	383	230	2526	60.1	13	76	10	19	160	5-4
NFC West	6	230	102	1388	44.3	3	50	10	18	132	1-5
NFC Totals	20	800	435	4921	54.3	22	76	26	45	351	9-11

By Month

Month	G	Att	Comp	Yards	Pct	TD	Lg	Int	Sacks	Yards	W-L
August	1	39	26	340	66.7	4	40	0	0	0	1-0
September	21	840	462	5441	55.0	31	64	23	43	266	10-11
October	21	808	433	5095	53.6	26	67	21	39	307	9-12
November	25	888	517	6012	58.2	32	84	25	50	403	15-10
December	21	764	422	4764	55.2	31	86	32	25	175	14-7
January	1	43	27	329	62.8	4	42	1	0	0	1-0



NFL'S YOUNGEST PRO BOWL QUARTERBACKS

Although Dan Marino holds the distinction of being the youngest quarterback selected to the Pro Bowl, Drew Bledsoe is the youngest quarterback to have actually played in a Pro Bowl. Marino, who was voted to start for the AFC squad as a rookie following the 1983 season, missed the game due to a knee injury. The 10 youngest quarterbacks selected to play in the Pro Bowl are listed below. The year represents the year of the Pro Bowl game, not of the previously concluded season.

Quarterback, Team	Year	Age
Dan Marino, Miami*	1984	22 yrs., 4 months, 14 days
Drew Bledsoe, Patriots	1995	22 yrs., 11 months, 22 days
Brett Favre, Green Bay	1993	23 yrs., 3 months, 28 days
Dan Marino, Miami	1985	23 yrs., 4 months, 12 days
Bernie Kosar, Cleveland#	1988	24 yrs., 2 months, 13 days
Brett Favre, Green Bay	1994	24 yrs., 3 months, 27 days
Mike Boryla, Philadelphia	1976	24 yrs., 10 months, 20 days
Pat Haden, L.A. Rams	1978	25 years to the date
Greg Landry, Detroit	1972	25 yrs., 1 month, 5 days
Ken O'Brien, N.Y. Jets	1986	25 yrs., 2 months, 6 days

* did not play due to an injury

named to squad by AFC coaching staff as a "need" player

YOUNGEST TO REACH 10,000 YARD PASSING PLATEAU

At the age of 23, Drew Bledsoe became the youngest player in NFL history to reach the 10,000-yard passing plateau, surpassing the pace set by Dan Marino in 1985. The youngest quarterbacks to reach the 10,000-yard passing milestone are listed below.

Quarterback, Team	Age	Date	Games
Drew Bledsoe, Patriots	23 yrs, 299 days	12/10/95	42
Dan Marino, Miami	24 yrs, 63 days	11/17/85	38
Bernie Kosar, Cleveland	25 yrs, 9 days	12/04/88	48
Brett Favre, Green Bay	25 yrs, 69 days	12/18/94	48

NO PEER PRESSURE

Bledsoe is one of 10 quarterbacks to be drafted first overall since the AFL/NFL merger in 1970. Of the 10, none of his peers put up higher numbers faster than Bledsoe. Through six seasons, he has thrown for 3,837 yards and 26 touchdowns more than the next closest competitor — 1983 first-round draft choice John Elway. Below is a comparison of how each of the quarterbacks fared in their first six years. They are listed in order of total passing yards:

Quarterback	Years	G	Att	Comp	Pct	Yards	TD	Int	Rating
Drew Bledsoe	1993-98	90	3382	1887	55.8	21,981	128	102	75.7
John Elway	1983-88	85	2654	1442	54.3	18,144	102	96	73.6
Jeff George	1990-95	84	2613	1532	58.6	17,401	89	75	78.1
Troy Aikman	1989-94	82	2281	1424	62.4	16,303	82	78	81.6
Vinny Testaverde	1987-92	76	2160	1126	52.1	14,820	77	112	64.4
Jim Plunkett	1971-76	73	1746	855	48.9	11,524	75	103	60.1
Steve Bartkowski	1975-80	68	1723	884	51.3	11,646	78	91	66.1
Terry Bradshaw	1970-75	73	1513	754	49.8	9,579	66	90	59.7
Peyton Manning	1998	16	575	326	56.7	3,739	26	28	71.2
Tim Couch	1999								



NFL'S ALL TIME PASSING LEADERS

Statistically, Drew Bledsoe is off to one of the fastest starts in NFL history. Among the NFL's all-time top 10 passing leaders, only Dan Marino passed for more yards in his first six years than Drew Bledsoe. The NFL's all-time passing leaders (by yards) and their totals after six years are listed below:

All-Time Passing Leaders		6-Year Passing Comparisons	
Quarterback	Yards	Quarterback	Yards
1 Dan Marino*	58,913	Dan Marino*	23,856
2 John Elway	51,475	Drew Bledsoe*	21,981
3 Warren Moon*	49,097	Jim Kelly	19,574
4 Fran Tarkenton	47,003	Boomer Esiason	18,350
5 Dan Fouts	43,040	Warren Moon*	18,300
6 Joe Montana	40,551	John Elway	18,144
7 Johnny Unitas	40,239	Joe Montana	15,609
8 Dave Krieg*	38,147	Johnny Unitas	15,043
9 Boomer Esiason	37,920	Fran Tarkenton	14,579
10 Jim Kelly	35,467	Dave Krieg*	10,756
		Dan Fouts	10,657

* indicates active players

SINGLE GAME LEADERS

MOST ATTEMPTS

Att	Player	Date
70	Drew Bledsoe	11/13/94
68	George Blanda	11/01/64
66	Chris Miller	12/24/89
63	Rich Gannon	10/20/91
62	Randall Cunningham	10/02/89
62	Steve Dills	08/05/81
62	Phil Simms	10/13/85
62	Joe Namath	10/18/70
61	Tommy Kramer	12/16/79
61	Neil Lomax	09/20/87
60*	Drew Bledsoe	12/16/95

(* Tied with seven others)

MOST COMPLETIONS

Cmp	Player	Date
45	Drew Bledsoe	11/13/94
42	Richard Todd	09/21/80
41	Warren Moon	11/10/91
40	Ken Anderson	12/20/82
40	Phil Simms	10/13/85
39	Drew Bledsoe	12/16/95
39	Dan Marino	11/16/86

NOW THERE'S A FIRST

Drew Bledsoe's career firsts are listed below:

NFL Start	9/5/93 at Buffalo
Attempt	9/5/93 at Buffalo (Incomplete - L. Russell)
Completion	9/5/93 at Buffalo (Sam Gash 7 yards)
Touchdown Pass	9/5/93 at Buffalo (Ben Coates 54 yards)
2 Touchdown Game	9/5/93 at Buffalo (30-14-148-2 tds-1 int)
3 Touchdown Game	1/2/94 vs. Miami (43-27-329-4 tds-1 int)
4 Touchdown Game	1/2/94 vs. Miami (43-27-329-4 tds-1 int)
Interception	9/5/93 at Buffalo (J. Williams 6-yard return)
2 Interception Game	9/19/93 vs. Seattle (44-20-238-1 td-2 ints)
3 Interception Game	12/5/93 at Pittsburgh (48-18-296-1 td-5 ints)
Sack	9/5/93 at Buffalo (C. Bennett 6-yard loss)
2 Sack Game	9/5/93 at Buffalo (3 for 13 yards)
200-yard game	9/12/93 vs. Detroit (28-24-239-1 td-1 int)
300-yard game	1/2/94 vs. Miami (43-27-329-4 tds-1 int)
400-yard game	9/4/94 at Miami (51-32-421-4 tds-2 ints)
Rush	9/5/93 at Buffalo (6 yards)
Touchdown Run	none

TOUCHDOWN TARGETS

Drew Bledsoe's 128 career touchdown passes have been distributed to 22 different receivers. Of those, Ben Coates has been on the receiving end of 43 of those passes. The only other receiving tandem which has more touchdowns is San Francisco's Steve Young and Jerry Rice (72). A list of Bledsoe's touchdown targets is listed below:

Pos	Receiver	TDs
TE	Ben Coates	43
WR	Vincent Brisby	14
WR	Terry Glenn	11
WR	Shawn Jefferson	7
WR	Troy Brown	6
RB	Curtis Martin	5
FB	Sam Gash	5
FB	Keith Byars	5
WR	Michael Timpson	5
RB	Leroy Thompson	5
WR	Ray Crittenden	4
FB	Kevin Turner	3
TE	Lovett Purnell	3
WR	Tony Simmons	2
RB	Robert Edwards	2
WR	Hasan Graham	2
RB	Derrick Cullors	1
TE	Mike Bartrum	1
WR	Will Moore	1
TE	Marv Cook	1
WR	Greg McMurtry	1
RB	David Meggett	1



VINCENT BRISBY

WIDE RECEIVER



HEIGHT: 6-3 **WEIGHT:** 193
YEAR: 7TH **YRS/PAT:** 7TH
ACQUIRED: D2c (58TH) '93
SCHOOL: N.E. LOUISIANA **MAJOR:** BUSINESS
BORN: JANUARY 25, 1971 HOUSTON, TEXAS



Career Transactions

Vincent Brisby was selected by the Patriots with the final pick in the second round of the 1993 NFL draft (58th overall) ... The Patriots owned the first pick in the third round — 59th overall pick — but moved into the 58th slot after the Raiders' time expired with the last pick in the second round ... Signed with the Patriots (7/30/93) ... Granted free agency (2/16/96) ... Re-signed (5/31/96).

Career Highlights

(GP/GS: 71/44, 6/1)

- ★ Totaled 169 receptions for 2,504 yards (14.8 avg.) and 10 touchdowns as a starter in his first three seasons, an average of more than 56 receptions and 834 yards per season. Nagging injuries have limited his playing time since 1996. He has started just five of 25 games in the last three years.
- ★ Started every game for the Patriots in 1995, despite breaking one finger and dislocating another on his left hand during a game vs. Carolina (10/29/95).
- ★ Led the team in receiving yards (974) and ranked second behind Ben Coates (84) with 66 receptions in 1995. Both totals set career-highs.
- ★ Caught a 72-yard pass from Scott Zolak at Atlanta (10/1/95), the longest reception of his career.
- ★ Scored on a 47-yard pass from Drew Bledsoe at Miami (11/12/95), the longest touchdown reception of his career.
- ★ Topped the 100-yard plateau in three games during the 1995 season, another career-high.
- ★ Helped form the quintet of Patriots receivers who set an NFL record by catching over 50 passes apiece in 1994. Brisby caught 58 passes for 904 yards.

★ Scored his first career touchdown in his second NFL game on a 2-yard toss from Bledsoe vs. Detroit (9/12/93). The touchdown tied the game with only :02 remaining to send the game to overtime.

★ Started in his NFL debut in the 1993 season opener at Buffalo (9/5/93).

Seasonal Reviews

1998 (6/1, 0/0): Started just one of six games for the Patriots before being placed on injured reserve on Nov. 21 with a broken finger and pulled hamstring ... Finished the year with just seven receptions for 96 yards and two touchdowns ... Scored on a 10-yard reception in the season opener at Denver (9/7) to bring the Patriots within six points of the Super Bowl champions late in the fourth quarter ... Caught two key passes in a 30-27 victory over New Orleans (10/4), a 6-yard touchdown reception in the second quarter and a 27-yard reception which set up a game-winning field goal by Adam Vinatieri ... Broke his right index finger in a game vs. Kansas City (10/11) after catching one pass for 9 yards ... Listed among the Patriots' inactives for the next four games ... Returned to action in a starting role on Nov. 15 at Buffalo, where he caught one pass for 7 yards before pulling a hamstring, which sidelined him for the rest of the year.

1997 (16/4, 2/0): Played in every game for the Patriots after missing most of the 1996 season due to injuries ... Started four games, including three starts as a third

NOTES

- ★ When he's not diving for footballs, Vincent enjoys deep sea diving.
- ★ Vincent sponsors a Pop Warner football league and a youth basketball league in his hometown of Lake Charles, La.
- ★ Vincent played high school ball with fellow NFL wide out Eddie Kennison.
- ★ In his youth, Vincent used to play the drums.



receiver ... Finished sixth on the team in receiving with 23 catches for 276 yards (12.0 avg.) and two touchdowns ... Recorded his first regular season reception since the 1995 season finale (12/23/95) in a season opening victory over the Chargers (8/31) and finished the game with three receptions for 51 yards ... A 6-yard touchdown reception at Indianapolis (9/7) was one of three receptions on the day and his first touchdown since Nov. 12, 1995 at Miami ... Started his first game of the season in place of an injured Terry Glenn vs. the Jets (9/14) and caught a pair of passes for 15 yards ... Started in a three wide receiver set and scored his second touchdown of the season on the opening drive vs. Chicago (9/21) and finished the game with three receptions for 29 yards in a decisive 31-3 victory ... Grabbed a reception in each of his next three games, extending his consecutive game reception streak to seven games ... Registered his only tackle of the season vs. Green Bay (10/27) after a Drew Bledsoe interception ... Started at Minnesota (11/2) and caught one pass for 10 yards ... Posted season highs with four receptions and 58 yards (14.5 avg.) in a 26-20 victory at Jacksonville (12/7) ... Played in both playoff games ... Caught three passes for 37 yards, including a 20-yard reception, the longest of his six-game postseason career.

1996 (3/0, 3/0): Listed among the Patriots inactives prior to 13 games ... Played in just three regular season games for the Patriots, but did not record a reception ... Saw action in each of the Patriots' playoff games, registering his first and second receptions of the season in Super Bowl XXXI ... Finished the game with two receptions for 12 yards ... Strained a hamstring in the first preseason game at Green Bay (8/2) and did not return until the 11th game of the season vs. Denver (11/17) ... Saw limited action as a third and fourth receiver vs. Denver, the Jets (12/8) and at Dallas (12/15).

1995 (16/16): Started every game for the Patriots, despite breaking one finger and dislocating another on his left hand during a game vs. Carolina (10/29) ... Still led the team in receiving yards (974) and ranked second behind Ben Coates (84) with 66 receptions (14.8 avg.) ... Both totals set career-highs for the third-year veteran ... He also recorded his two longest receptions of his career — a 72-yard pass and run from Scott Zolak at Atlanta (10/1) and a 47-yard touchdown

reception from Drew Bledsoe at Miami (11/12) ... Topped the 100-yard plateau in three games, another career high ... Finished the season with just three touchdowns, down from his five scores in 1994 ... Opened the season with seven receptions in a 17-14 victory over Cleveland (9/3) ... Became the favorite target for Scott Zolak at Atlanta (10/1) when he caught nine passes for 161 yards, including a 72-yard completion in the first quarter which set up a Curtis Martin touchdown run ... Each of those game totals set new single-game career highs for Brisby ... Caught six passes for 59 yards and a touchdown in a 27-14 victory over Buffalo (10/23) on Monday Night Football ... Broke his middle finger and dislocated the small digit on his left hand

SINGLE-GAME CAREER HIGHS

Regular Season

Receptions:	9	at Atlanta (10/1/95)
Yards:	161	at Atlanta (10/1/95)
Average:	24.7	at New York Jets (11/5/95)
Longest:	72	at Atlanta (10/1/95)
Touchdowns:	2	(twice) Most recent: at Buffalo (12/18/94)

vs. Carolina (10/29), yet finished the game and totaled 62 yards on five receptions ... Had only three receptions the following week at New York (11/5), but finished with 74 yards, setting a career-high with a 24.7 yard average per catch ... Grabbed six passes for 118 yards, including his 47-yard

touchdown in a 37-14 victory over Miami (11/12) ... Gained 101 yards on six receptions in a game at Buffalo (11/26) ... Nearly topped the 100-yard plateau for the fourth time in '95 at Pittsburgh (12/16), but fell one yard shy with 99 yards on seven catches.

1994 (14/11, 1/1): Started 11 games at wide out ... Missed two games due to a hamstring pull suffered at the New York Jets on Oct. 16 ... Still finished the season with 58 receptions for 904 yards and five touchdowns ... His 904 yards ranked third on the team and 11th in the AFC ... His 58 receptions were fourth on the team and ranked 17th in the AFC ... Helped form the quintet of Patriots receivers who set an NFL record by each catching over 50 passes in one season ... Caught at least a pair of receptions in each of the 14 games he played ... Opened the season with five receptions for 66 yards at Miami (9/4) ... Caught three passes for 67 yards, including a season-long 43-yarder at Detroit (9/25) ... Registered his first professional 100-yard game vs. Green Bay (10/2) with six catches for a career-high 117 yards and scored on touchdowns of 10 and 37 yards in the 17-16 victory ... Recorded a career high with eight receptions for 90 yards, including a 16-yard touchdown in a 24-13 victory over the Jets (12/4) ... Caught four passes for 75 yards, including a 43-yard catch, to tie his season long, in a 28-13 victory vs. Indianapolis (12/11) ...



Grabbed four passes for 38 yards and two touchdowns in a 41-17 triumph over the Buffalo Bills (12/18) ... Closed out the regular season with his second-best single-game performance of his career with six receptions for 115 yards in the playoff-clinching 13-3 victory over Chicago (12/24) ... Led the Patriots with 83 yards on six catches in the Patriots' playoff game at Cleveland (1/1/95).

1993 (16/12): Participated in all 16 games, starting 12 at wide receiver ... Emerged as a steady, reliable receiver over the course of his rookie season ... Named to the Pro Football Writers Association and *Football News'* all-rookie teams ... Finished second on the team with 45 catches for 626 yards and two touchdowns ... Led all NFL rookie wide receivers with 45 receptions ... Finished second among all NFL rookies with 45 catches trailing Miami's rookie running back Terry Kirby's 75 ... His 45 receptions ranked third in Patriots' history among rookie wide receivers (behind Randy Vataha's 51 in 1971 and Hart Lee Dykes' 49 in 1989) ... Recorded a season-high with six catches for 86 yards at Miami (11/21) ... Scored his first career touchdown in the second week of the season on a 2-yard grab vs. Detroit (9/12) to tie the game with only :02 remaining in the game ... Started in his NFL debut in the season opener at Buffalo (9/5) ... He caught his first professional pass, a 16-yard toss from Bledsoe, at Buffalo (9/5) in his NFL debut.

College

Three-year letterman at Northeast Louisiana ... Set a school record for career touchdown receptions with 17 ... Finished his career with 97 catches for 1,864 yards, ranking seventh and fourth, respectively, on the Indians' all-time receiving list ... Rated the best receiver in the country at the Division I-AA level and named to the "Super Sleeper Team" by *The*

Poor Man's Guide to the NFL Draft ... Earned First-Team All-America acclaim from Associated Press and *The NFL Draft Report* as a senior ... Snared 56 passes for 1,050 yards (18.8 avg.) and nine touchdowns, setting school records for yards and tying another for touchdown receptions ... Named National Offensive Player of the Week by *The Poor Man's Guide* after making 10 receptions for a school-record 227 yards, including a 51-yard touchdown and a two-point conversion vs. Southwestern Louisiana ... Garnered First-Team All-Southland honors and received All-American honorable mention from *The Poor Man's Guide*, despite starting only three games at split end during his junior year ... Finished season with 33 receptions for a league-leading 699 yards (21.2 avg.) ... Saw limited action in three games, totaling eight receptions for 115 yards (14.4 avg.) ... did not play during his freshman campaign.

Personal

Vincent Cole Brisby was born on Jan. 25, 1971, in Houston, Texas, and raised by his mother and stepfather, Helen and Albert London ... He garnered first-team all-state honors as a wide receiver at Washington-Marion High School in Lake Charles, La. with 52 receptions for 925 yards and 17 touchdowns ... Was voted the district's Outstanding Offensive Player while leading his team to the state championship game ... Received all-state acclaim in track as a member of the relay team ... He became a member of Phi Beta Sigma at Northeast Louisiana ... He majored in business administration, earning his bachelor's degree in 1993 ... He supports a number of charities, including those which benefit his high school alma mater and Mt. Tabor Missionary Baptist Church ... He is the youngest of three children ... His brother, Andre, is a social worker and his sister, Charlotte, is a nurse ... Vincent has one son, Donovan Cole Brisby.

VINCENT BRISBY

Pos: WR **Ht:** 6-3 **Wt:** 193 **Year:** 7th **Acq:** D2C-93 **College:** N.E. Louisiana **Born:** 1/25/71 **Contract:** '01

		Receiving					Rushing			Fumbles		Tackles		Postseason Receiving						
Year	Team	G/S	No	Yds	Avg	Lg	TD	No	Yds	TD	No	Lost	Misc.	SpT	G/S	No	Yds	Avg	Lg	TD
1993	Patriots	16/12	45	626	13.9	39	2	0	0	0	1	0	4	0	--	--	--	--	--	--
1994	Patriots	14/11	58	904	15.6	43	5	0	0	0	1	1	0	0	1/1	6	83	13.8	18	0
1995	Patriots	16/16	66	974	14.8	72	3	0	0	0	0	0	5	0	--	--	--	--	--	--
1996	Patriots	3/0	0	0	0.0	0	0	0	0	0	0	0	1	0	3/0	2	12	6.0	7	0
1997	Patriots	16/4	23	276	12.0	31	2	0	0	0	0	0	1	0	2/0	3	37	12.3	20	0
1998	Patriots	6/1	7	96	13.7	27	2	0	0	0	0	0	0	0	0/0	Injured Reserve				
Totals-6 years		71/44	199	2876	14.5	72	14	0	0	0	2	1	11	0	6/1	11	132	12.0	20	0

Other Statistics: 1993—recovered 1 fumble for 0 yards.



BRISBY'S CAREER GAME-BY-GAME

1993	Opponent	Starts	No	Yds	Avg	Lg	TO	W/L	Score
9/05	at Buffalo	S	1	16	16.0	16	0	L	14-38
9/12	Detroit	S	5	52	10.4	14	1	L	ot 16-19
9/19	Seattle	p	3	39	13.0	20	0	L	14-17
9/26	at New York Jets	S	2	15	7.5	9	0	L	7-45
10/10	at Phoenix	S	3	65	21.7	39	0	W	23-21
10/17	Houston	S	3	36	12.0	15	0	L	14-28
10/24	at Seattle	p	2	18	9.0	14	0	L	9-10
10/31	at Indianapolis	S	-	-	-	-	-	L	6-9
11/07	Buffalo	p	2	39	19.5	22	0	L	ot 10-13
11/21	at Miami	S	6	86	14.3	29	0	L	13-17
11/28	New York Jets	S	2	43	21.5	23	0	L	0-6
12/05	at Pittsburgh	S	2	43	21.5	31	0	L	14-17
12/12	Cincinnati	p	2	28	14.0	18	0	W	7-2
12/19	at Cleveland	S	6	77	12.8	22	0	W	20-17
12/26	Indianapolis	S	-	-	-	-	-	W	38-0
1/02	Miami	S	6	69	11.5	14	1	W	ot 33-27
1993 Totals		16/12	45	626	13.9	39	2	5-11	

1994	Opponent	Starts	No	Yds	Avg	Lg	TO	W/L	Score
9/04	at Miami	S	5	66	13.2	21	0	L	35-39
9/11	Buffalo	S	3	42	14.0	18	0	L	35-38
9/18	at Cincinnati	S	3	47	15.7	18	0	W	31-28
9/25	at Detroit	S	3	67	22.3	43	0	W	23-17
10/02	Green Bay	p	6	117	19.5	37t	2	W	17-16
10/09	L.A. Raiders	S	3	56	18.7	26	0	L	17-21
10/16	at New York Jets	S	2	38	19.0	26	0	L	17-24
10/30	Miami	inactive						L	3-23
11/06	at Cleveland	inactive						L	6-13
11/13	Minnesota	S	5	68	13.6	25	0	W	ot 26-20
11/20	San Diego	S	2	27	13.5	18	0	W	23-17
11/27	at Indianapolis	S	4	58	14.5	27	0	W	12-10
12/04	New York Jets	S	8	90	11.3	16t	1	W	24-13
12/11	Indianapolis	p	4	75	18.8	43	0	W	28-18
12/18	at Buffalo	S	4	38	9.5	14	2	W	41-17
12/24	at Chicago	p	6	115	19.2	32	0	W	13-3
1994 Totals		14/11	58	904	15.6	43	5	10-6	
1/01	at Cleveland	S	6	83	13.8	18	0	L	13-20

1995	Opponent	Starts	No	Yds	Avg	Lg	TD	W/L	Score
9/03	Cleveland	S	7	58	8.3	17	0	W	17-14
9/10	Miami	S	5	77	15.4	20	0	L	3-20
9/17	at San Francisco	S	4	37	9.3	12	0	L	3-28
10/01	at Atlanta	S	9	161	17.9	72	0	L	17-30
10/08	Denver	S	0	0	0.0	0	0	L	3-37
10/15	at Kansas City	S	3	48	16.0	22t	1	L	26-31
10/23	Buffalo	S	6	59	9.8	15	1	W	27-14
10/29	Carolina	S	5	62	12.4	21	0	L	ot 17-20
11/05	at New York Jets	S	3	74	24.7	35	0	W	20-7
11/12	at Miami	S	6	118	19.7	47t	1	W	34-17
11/19	Indianapolis	S	1	7	7.0	7	0	L	10-24
11/26	at Buffalo	S	6	101	16.8	22	0	W	35-25
12/03	New Orleans	S	0	0	0.0	0	0	L	17-31
12/10	New York Jets	S	3	60	20.0	43	0	W	31-28
12/16	at Pittsburgh	S	7	99	14.1	25	0	L	27-41
12/23	at Indianapolis	S	1	13	13.0	13	0	L	7-10
1995 Totals		16/16	66	974	14.8	72	3	6-10	

1996	Opponent	Starts	No	Yds	Avg	Lg	TO	W/L	Score
11/17	Denver	p	0	0	0.0	0	0	L	8-34
12/08	New York Jets	p	0	0	0.0	0	0	W	31-27
12/15	at Dallas	p	0	0	0.0	0	0	L	6-12
1996 Season Totals		3/0	0	0	0.0	0	0	11-5	
1/05	Pittsburgh	p	0	0	0.0	0	0	W	28-3
1/12	Jacksonville	p	0	0	0.0	0	0	W	20-6
1/26	vs Green Bay	p	2	12	6.0	7	0	L	21-35
1996 Playoff Totals		3/0	2	12	6.0	7	0	2-1	
<i>inactive for 13 games due to a hamstring injury</i>									

1997	Opponent	Starts	No	Yds	Avg	Lg	TO	W/L	Score
08/31	San Diego	p	3	51	17.0	24	0	W	41-7
09/07	at Indianapolis	p	3	46	15.3	31	1	W	31-6
09/14	New York Jets	S	2	15	7.5	8	-	W	ot 27-24
09/21	Chicago	S	3	29	9.7	12	1	W	31-3
10/06	at Denver	p	1	5	5.0	5	0	L	13-34
10/12	Buffalo	p	1	11	11.0	11	0	W	33-6
10/19	at New York Jets	p	1	8	8.0	8	0	L	19-24
10/27	Green Bay	p	-	-	-	-	-	L	10-28
11/02	at Minnesota	S	1	10	10.0	10	0	L	18-23
11/09	at Buffalo	p	-	-	-	-	-	W	31-10
11/16	at Tampa Bay	S	-	-	-	-	-	L	7-27
11/23	Miami	p	-	-	-	-	-	W	27-24
11/30	Indianapolis	p	2	25	12.5	17	0	W	20-17
12/07	at Jacksonville	p	4	58	14.5	26	0	W	26-20
12/13	Pittsburgh	p	1	9	9.0	9	0	L	ot 21-24
12/22	at Miami	p	1	9	9.0	9	0	W	14-12
1997 Season Totals		16/4	23	276	12.0	31	2	10-6	
12/28	Miami	p	-	-	-	-	-	W	17-3
01/03	at Pittsburgh	p	3	37	12.3	20	0	L	6-7
1997 Playoff Totals		2/0	3	37	12.3	20	0	1-1	

1998	Opponent	Starts	No	Yds	Avg	Lg	TO	W/L	Score
09/07	at Denver	p	1	10	10.0	10	1	L	21-27
09/13	Indianapolis	p	-	-	-	-	-	W	29-6
09/20	Tennessee	p	2	37	18.5	21	0	W	27-16
10/04	at New Orleans	p	2	33	16.5	27	1	W	30-27
10/11	Kansas City	p	1	9	9.0	9	0	W	40-10
10/19	New York Jets	inactive						L	14-24
10/25	at Miami	inactive						L	9-12
11/01	at Indianapolis	inactive						W	21-16
11/08	Atlanta	inactive						L	10-41
11/15	at Buffalo	S	1	7	7.0	7	0	L	10-13
11/23	Miami	placed on IR						W	26-23
1998 Season Totals		6/1	7	96	13.7	27	2	9-7	337-329



TROY BROWN

WIDE RECEIVER



HEIGHT: 5-10 **WEIGHT:** 190
YEAR: 7TH **YRS/PAT:** 7TH
ACQ: D8 (198TH) '93
SCHOOL: MARSHALL **MAJOR:** COMPUTER SCIENCE
BORN: JULY 2, 1971 BARNWELL, SC



Career Transactions

Troy Brown was selected by the Patriots in the eighth round of the 1993 NFL draft (198th overall) ... Placed on injured reserve (quadriceps) on Dec. 31, 1993 ... Waived on Aug. 28, 1994 ... Re-signed on October 19, 1994 ... Re-signed as a restricted free agent on Feb. 2, 1996 ... Re-signed as an unrestricted free agent on March 10, 1997.

Career Highlights (GP/GS: 79/6; 6/0)

- ★ He enters the 1999 season ranked sixth among the franchise's all-time leading punt returners (651 yards) and seventh among the Patriots all-time leading kick returners (1,563 yards).
- ★ In the 1996 season finale against the Giants (12/21), he made one of the most acrobatic receptions of the season when he snared a 13-yard pass from Bledsoe on 3rd-and-13, extending a drive which led to the game-winning touchdown in a 23-22 come-from-behind victory.
- ★ Posted a career-high 13.2-yard average on 17 punt returns for 225 yards in 1998.
- ★ Had his regular season consecutive game streak snapped at 63 after sustaining a sprained ankle which sidelined him for six weeks in 1998.
- ★ Had a career year in 1997, starting six games at wide receiver for an injured Terry Glenn. He finished the year ranked third on the team with 41 receptions for 607 yards. His six touchdown receptions ranked second on the team.
- ★ Earned Staples Star of the Game and Miller Lite Player of the Game honors at the New York Jets (10/19/97) when he recorded a career-high 125 yards and a touchdown on just five receptions (112 of those yards came on three third quarter receptions). On a career-long 67-yard

reception, he shook off three would-be tacklers and was highlighted on ESPN for the "Hardest Working Play of the Week."

- ★ Earned Staples Star of the Game and Miller Lite Player of the Game honors vs. Chicago (9/21/97) when he led the team with six receptions for 124 yards, including a 52-yard touchdown.
- ★ Led the team with two 100-yard receiving games in 1997.

- ★ Scored his first career touchdown on one of the most unusual plays of the 1995 season when he picked up a David Meggett fumble on a kick return vs. the New York Jets (12/10) and raced down the sideline for a 75-yard touchdown.
- ★ He was the first Marshall University product to play for the Patriots.

NOTES

- ★ Troy was a multiple scoring threat at Marshall. In 1992, he caught 16 touchdowns, rushed and rushed for two more (including a 63-yard run). In two years, he totaled 31 touchdowns, averaging one score every eight times he touched the ball.
- ★ Troy would like to pursue a career in coaching after his playing career.

Seasonal Reviews

1998 (10/0; 1/0): Returned to the role as the team's primary punt returner, a position he held for the first two years in the league (1993-94) and played in 10 games as a returner and reserve receiver ... Finished the season fifth on the team with 23 receptions for 346 yards and a touchdown ... Led the team with a career-high 13.2 punt return average on 17 returns (225 yards) ... His 13.2 average would have led the AFC, but his 17 returns were not enough to qualify for the conference rankings ... Missed six games due to an ankle injury he suffered vs. the Jets (10/19) ... Returned to the lineup at Pittsburgh (12/6) ... Led all receivers with 97 yards on five receptions to earn Miller Lite Player of the Game honors in the season opener at Denver (9/7) ... Caught a 52-yard pass from Bledsoe, his longest reception of the season and the second-longest of his career ... Shared team-high honors the



following week with three receptions for 50 yards vs. Indianapolis (9/13) ... Returned one punt vs. the Colts for 38 yards, then, two plays later, extended the scoring drive with a 26-yard reception ... Caught three passes for 32 yards at New Orleans (10/4), including two which came on the game-winning scoring drive in the final minute of the game ... Also set career-highs with five punt returns for 104 yards (20.8 avg.) ... Provided consistent numbers through the first six games, averaging 3.5 receptions per game, with no fewer than three receptions during that time ... Sustained a high ankle sprain against the Jets (10/19) and left the game after posting a team-high 41 yards on four receptions ... Returned to action at Pittsburgh (12/6) ... Caught just two passes for 42 yards at St. Louis (12/13) the following week ... Replaced Chris Canty as the team's designated punt returner for the final two weeks of the season and playoffs ... Led the team with 46 yards on four receptions and returned four punts for 27 yards in a playoff loss at Jacksonville (1/3/99).

1997 (16/6; 2/0): In his fifth NFL season, Brown earned his first career starting assignment as a replacement for an injured Terry Glenn and recorded career-highs with 41 receptions (third on the team) for 607 yards (third) and six touchdowns (second) ... His six touchdown receptions were second only to tight end Ben Coates (8) ... Posted career-highs with a 67-yard reception and a 125-yard receiving day against the Jets (10/19) ... He was the only Patriot receiver to post multiple 100-yard receiving games in 1997 ... Scored a 52-yard touchdown vs. Chicago (9/21) — one of three receptions of 50 yards or more that season and the longest touchdown reception of his career ... Opened the season as a reserve and caught

four passes for 24 yards vs. San Diego (8/31) ... Made his NFL starting debut at Indianapolis (9/7) and caught three passes for 35 yards and scored his first career touchdown reception on a 21-yard pass from Bledsoe ... Earned Staples Star of the Game and Miller Lite Player of the Game honors vs. Chicago (9/21) when he led the team with six receptions for 124 yards, including a 52-yard touchdown ... It was then the longest play of his five-year career, eclipsing a 51-yard kickoff return in 1996 ... He became the first Patriot receiver to eclipse the 100-yard plateau ... He was caught for an 18-yard loss on a reverse at Denver (10/6) — his first career rush attempt ... Earned Staples

Star of the Game and Miller Lite Player of the Game honors at the New York Jets (10/19) when he recorded a career-high with 125 yards and a touchdown on just five receptions ... 112 of those yards came on three third quarter receptions ... Posted a career-long 67-yard reception — a reception in which he shook off three would-be tacklers and was highlighted on ESPN as the "Hardest Working Play of the Week" ... Made his 22nd reception of the season in the ninth game of the year at Minnesota (11/2), eclipsing his previous single-season career high ... Led the team with 61 yards receiving at Buffalo (11/9) and recorded his third reception of 50 yards or more ... Started his second game of the season and led all Patriots

receivers with five catches for 58 yards at Tampa Bay (11/16) ... Started vs. Miami (11/23) and posted 46 yards on three receptions, including a 35-yard touchdown pass from David Meggett — Brown's fourth touchdown of the season ... Started vs. Indianapolis (11/30) and caught three passes for 35 yards, including his fifth touchdown reception of the season ... Scored a touchdown in his third consecutive game at Jacksonville (12/7) ... Caught two passes for 32 yards, including a 24-yard touchdown in a 17-3 wildcard victory over Miami (12/28).

PATRIOTS RECORD BOOK

ALL-TIME PUNT RETURN LEADERS

Returner, Years	No	FC	Yds	Avg	Lg	TD
1. Irving Fryar, 1984-92	206	70	2055	10.0	85t	3
2. David Meggett, 1995-97	142	32	1438	10.1	60t	1
3. Mike Haynes, 1976-82	111	8	1159	10.4	89t	2
4. Stanley Morgan, 1977-89	92	32	960	10.4	80t	1
5. Mack Herron, 1973-75	74	14	888	12.0	66	0
6. Troy Brown, 1993-98	66	25	651	9.8	39	0
7. Ricky Smith, 1982-83	54	20	537	9.9	55	0
8. Carl Garrett, 1969-72	43	2	487	11.3	62	0
9. Roland James, 1980-90	43	8	400	9.5	75t	1
10. Ron Burton, 1960-65	56	0	389	6.9	62	0

ALL-TIME KICK RETURN LEADERS

Returner, Years	No	Yds	Avg	Lg	TD
1. David Meggett, 1995-97	105	2561	24.4	62	0
2. Larry Garron, 1960-67	89	2299	25.8	95t	2
3. Stephen Starring, 1983-87	107	2259	21.1	53	0
4. Carl Garrett, 1969-72	92	2251	24.5	63	0
5. Sammy Martin, 1988-90	88	1834	20.8	95t	1
6. Mack Herron, 1973-75	71	1796	25.3	92t	1
7. Troy Brown, 1993-98	76	1563	20.6	51	0
8. Raymond Clayborn, 1977-89	57	1538	27.0	101t	3
9. Ricky Smith, 1982-84	67	1505	22.5	98t	1
10. Derrick Cullors, 1997-98	60	1471	24.5	86t	1



1996 (16/0, 2/0): Played in every regular season game and each of the first two playoff games, but was inactive for Super Bowl XXXI due to a hernia injury ... Shared in the kickoff return duties, handling 29 returns for a career-high 21.9-yard average ... Also posted 21 receptions for 222 yards (10.6) with a 38-yard long ... Registered a career-long with a 51-yard kickoff return at Baltimore (10/6), which set up a Ben Coates touchdown in a 46-38 victory ... Totaled a career-high 104 yards on four kickoff returns (26.2 avg.) in that game ... Averaged 26.5 yards on two returns vs. Indianapolis (10/20) ... Saw extensive action at wide receiver during the final minutes vs. Buffalo (10/27), totaling three receptions for 43 yards (14.3 avg.) and adding 56 yards on three kickoff returns ... 20 of his 21 receptions came in the final nine games of the regular season, topped by a career-high effort in the season finale when he grabbed seven receptions for 75 yards, including a long of 38 yards at the New York Giants (12/21) ... Made one of the most dramatic receptions of the season against the Giants when he snared a 13-yard pass from Bledsoe on 3rd-and-13, extending a drive which led to the game-winning touchdown in a 23-22 come-from-behind victory ... The "circus catch" was made while lying on his back as he extended to make the reception ... The victory secured the AFC East title and first-round playoff bye for the Patriots.

1995 (16/0): He played in every game and finished the season with 14 receptions for 159 yards (11.4 avg.) ... Set a career high with 31 kickoff returns for 672 yards and a 21.7-yard average ... Scored his first career touchdown on one of the most unusual plays of the 1995 season when he picked up a David Meggett fumble on a kick return vs. the New York Jets (12/10) and raced down the sideline for a 75-yard touchdown ... Emerged as the Patriots' third receiver early in the season and recorded a season-high with five receptions for 72 yards (14.4 avg.) and returned two kicks for 61 yards (30.5 avg.) at San Francisco (9/17) to earn his first career Miller Lite Player of the Game honors ... Followed that performance with four receptions for 44 yards (11.0 avg.) at Atlanta (10/1) ... Grabbed three passes for 25 yards vs. Denver (10/8) and followed with two receptions for 18 yards at Kansas City (10/15) ... Returned four kicks in games at Kansas City (10/15) and at Pittsburgh (12/16) for 107 and 83 yards, respectively.

1994 (9/0, 1/0): Re-signed with the Patriots at mid-season after his preseason release and led the

team with 24 punt returns for 202 yards ... His 8.4-yard punt return average ranked ninth in the AFC ... Returned a punt 38 yards vs. Indianapolis (12/11) and finished the day with a career-high four returns for 62 yards (15.5 avg.) ... Returned one kickoff for 14 yards at Cleveland (11/6).

1993 (12/0): Played in 12 games during his rookie season and was used exclusively as a kickoff and punt return specialist ... Led the team and finished seventh in the league with a 9.0-yard average on 25 punt returns (224 yards) ... Finished second on the team with 15 kickoff returns for 243 yards (16.2 avg.) ... Caught two passes for 22 yards ... Inactive for three games before being placed on injured reserve with a quadriceps injury on (12/31).

College

Sensational all-around player at Marshall who was considered the most dangerous scoring threat in all I-AA football during his final two seasons (1991-92) ... Averaged a touchdown every eight times he touched the ball (31 tds-250 att.) ... Tied the NCAA record for the most touchdowns on kick returns in a single season with four and became the NCAA's all-time leader in kickoff return average with a regular season net of 29.69 yards per return (32 for 950 yards) ... Ranks eighth all-time for all-purpose yardage, averaging 148.3 yards per game ... Associated Press first-team All-American selec-

SINGLE-GAME CAREER HIGHS

Regular Season

Receptions	7	at New York Giants (12/21/96)
Yards	125	at New York Jets (10/19/97)
Average	25.0	at New York Jets (10/19/97)
Lg Reception	67	at New York Jets (10/19/97)
Touchdowns	1	(7 times, most recent at Denver 9/7/98)
Kick Returns	4	(5 times, most recent vs. Denver 11/17/96)
Return Yards	104	at Baltimore (10/6/96)
Lg Return	51	at Baltimore (10/6/96)
Punt Returns	5	(3 times, most recent at New Orleans 10/4/98)
Return Yards	104	at New Orleans (10/4/98)
Lg Return	39	at New Orleans (10/4/98)

Postseason

Receptions	4	at Jacksonville (1/3/99)
Yards	46	at Jacksonville (1/3/99)
Average	16.0	vs. Miami (12/28/97)
Lg Reception	24	vs. Miami (12/28/97)
Touchdowns	1	vs. Miami (12/28/97)
Punt Returns	4	at Jacksonville (1/3/99)
Return Yards	27	at Jacksonville (1/3/99)
Lg Return	17	at Jacksonville (1/3/99)



tion and first-team all-conference selection as a wide receiver ... Earned second-team all-conference honors as a kick returner ... Finished senior season with 101 receptions for 1,654 yards and 16 touchdowns, added 158 yards and two rushing touchdowns, returning 20 punts for a 10-yard average and 27 kickoffs for a 23.3-yard average ... Transferred to Marshall from Lees-McRae J.C. prior to the 1991 season.

Personal

Troy Fitzgerald Brown was born on July 2, 1971 in Barnwell, S.C. ... Attended Blackville-Hilda High in Blackville, S.C. and lettered in football and track ... Played on state championship team, which finished 14-1 in 1988 ... Caught 46 passes for 707 yards and 10 touchdowns that year ... Majored in computer science at Marshall ... Troy and his wife, Kimberly, celebrated the birth of their first child, Sir'mon, in June of '98.

TROY BROWN

Pos: WR/PR **Ht:** 5-10 **Wt:** 190 **Year:** 7th **Acq:** D8(198th)'93 **College:** Marshall **Born:** 7/2/71 **Contract:** '99

Regular Season			Receiving					Kick Returns					Punt Returns					Fumbles		Tackles		
Year	Team	G/S	No	Yds	Avg	Lg	TD	No	Yds	Avg	Lg	TD	No	FC	Yds	Avg	Lg	TD	No	Lost	SpT	Msc
1993	Patriots	12/0	2	22	11	14	0	15	243	16.2	29	0	25	9	224	9.0	19	0	2	1	0	0
1994	Patriots	9/0	0	0	0	0	0	1	14	14.0	14	0	24	10	202	8.4	38	0	2	0	0	1
1995	Patriots	16/0	14	159	11.4	31	0	31	672	21.7	38	0	0	0	0	0	0	0	1	0	1	1
1996	Patriots	16/0	21	222	10.6	38	0	29	634	21.9	51	0	0	0	0	0	0	0	0	0	6	1
1997	Patriots	16/6	41	607	14.8	67	6	0	0	0	0	0	0	0	0	0	0	0	0	0	5	2
1998	Patriots	10/0	23	346	15.0	52	1	0	0	0	0	0	17	8	225	13.2	39	0	0	0	8	0
Totals-6 years		79/6	101	1356	13.4	67	7	76	1563	20.6	51	0	66	25	651	9.9	39	0	5	1	20	5

Postseason			Receiving					Kick Returns					Punt Returns					Fumbles		Tackles		
Year	Team	G/S	No	Yds	Avg	Lg	TD	No	Yds	Avg	Lg	TD	No	FC	Yds	Avg	Lg	TD	No	Lost	SpT	Msc
1994	Patriots	1/0	0	0	0.0	0	0	0	0	0	0	0	2	0	5	2.5	5	0	0	0	0	0
1996	Patriots	2/0	0	0	0.0	0	0	2	54	27	29	0	0	0	0	0	0	0	0	0	0	0
1997	Patriots	2/0	3	38	12.7	24t	1	0	0	0	0	0	1	2	0	0	0	0	0	0	0	0
1998	Patriots	1/0	4	46	11.5	21	0	0	0	0	0	0	4	0	27	6.8	17	0	0	0	0	0
Totals-4 years		6/0	7	84	12.0	24t	1	2	54	27	29	0	7	2	32	4.6	17	0	0	0	0	0

Additional Regular Season Statistics — Fumbles Recovered (4): 1993 (1), 1994 (2), 1995 (1 for 75-yard touchdown return)

Rushing: 1997 (1 for -18 yards)

Additional Postseason Statistics — Fumbles Recovered (1): 1997 (1)

BROWN'S CAREER GAME-BY-GAME

			RECEIVING					KICK RETURNS					PUNT RETURNS					
1993	Opponent	Starts	No	Yds	Avg	Lg	TD	No	Yds	Avg	Lg	TD	No	FC	Yds	Avg	Lg	TD
	09/05 at Buffalo	p	-	-	-	-	-	1	29	29.0	29	2	2	1	14	7.0	17	0
	09/12 Detroit (ot)	p	-	-	-	-	-	4	80	20.0	28	0	2	0	27	13.5	16	0
	09/19 Seattle	p	-	-	-	-	-	1	16	16.0	16	0	1	1	0	0.0	0	0
	09/26 at New York Jets	p	-	-	-	-	-	2	20	10.0	14	0	1	0	10	10.0	10	0
	10/10 at Phoenix	p	1	8	8.0	8	0	-	-	-	-	-	4	1	32	8.0	11	0
	10/17 Houston	p	1	14	14.0	14	0	3	26	8.7	14	0	2	0	13	6.5	10	0
	10/24 at Seattle	p	-	-	-	-	-	1	15	15.0	15	0	5	3	54	10.8	19	0
	10/31 at Indianapolis	p	-	-	-	-	-	1	20	20.0	20	0	0	2	0	0.0	0	0
	11/07 Buffalo	p	-	-	-	-	-	1	27	27.0	27	0	3	0	38	12.7	15	0
	11/21 at Miami	p	-	-	-	-	-	1	10	10.0	10	0	3	1	21	7.0	15	0
	11/28 New York Jets	p	-	-	-	-	-	-	-	-	-	-	2	0	15	7.5	15	0
	12/05 at Pittsburgh	p	-	-	-	-	-	-	-	-	-	-	-	-	-	-	-	-
1993 Season Totals		12/0	2	22	11.0	14	0	15	243	16.2	29	0	25	9	224	9.0	19	0

**BROWN'S CAREER GAME-BY-GAME (Cont.)**

1994	Opponent	Starts	RECEIVING					KICK RETURNS					PUNT RETURNS						
			No	Yds	Avg	Lg	TD	No	Yds	Avg	Lg	TD	No	FC	Yds	Avg	Lg	TD	
10/30	Miami	p	-	-	-	-	-	-	-	-	-	-	2	2	29	14.5	16	0	
11/06 at	Cleveland	p	-	-	-	-	-	1	14	14.0	14	0	3	0	8	2.7	8	0	
11/13	Minnesota	p	-	-	-	-	-	-	-	-	-	-	3	0	24	8.0	12	0	
11/20	San Diego	p	-	-	-	-	-	-	-	-	-	-	2	1	10	5.0	7	0	
11/27 at	Indianapolis	p	-	-	-	-	-	-	-	-	-	-	3	1	19	6.3	12	0	
12/04	New York Jets	p	-	-	-	-	-	-	-	-	-	-	5	1	36	7.2	14	0	
12/11	Indianapolis	p	-	-	-	-	-	-	-	-	-	-	4	0	62	15.5	38	0	
12/18 at	Buffalo	p	-	-	-	-	-	-	-	-	-	-	2	1	14	7.0	12	0	
12/24 at	Chicago	p	-	-	-	-	-	-	-	-	-	-	0	4	0	0.0	0	0	
1994 Season Totals			9/0					1	14	14.0	14	0	24	10	202	8.4	38	0	
1995	Opponent	Starts	RECEIVING					KICK RETURNS					PUNT RETURNS						
			No	Yds	Avg	Lg	TD	No	Yds	Avg	Lg	TD	No	FC	Yds	Avg	Lg	TD	
09/03	Cleveland	p	-	-	-	-	-	3	39	13.0	19	0	-	-	-	-	-	-	
09/10	Miami	p	-	-	-	-	-	0	0	0.0	0	0	-	-	-	-	-		
09/17 at	San Francisco	p	5	72	14.4	25	0	2	61	30.5	35	0	-	-	-	-	-		
10/01 at	Atlanta	p	4	44	11.0	31	0	0	0	0.0	0	0	-	-	-	-	-		
10/08	Denver	p	3	25	8.3	11	0	3	65	21.7	31	0	-	-	-	-	-		
10/15 at	Kansas City	p	2	18	9.0	13	0	4	107	26.8	36	0	-	-	-	-	-		
10/23	Buffalo	p	-	-	-	-	-	2	41	20.5	25	0	-	-	-	-	-		
10/29	Carolina	p	-	-	-	-	-	1	2	2.0	2	0	-	-	-	-	-		
11/05 at	New York Jets	p	-	-	-	-	-	1	31	31.0	31	0	-	-	-	-	-		
11/12 at	Miami	p	-	-	-	-	-	1	24	24.0	24	0	-	-	-	-	-		
11/19	Indianapolis	p	-	-	-	-	-	2	33	16.5	26	0	-	-	-	-	-		
11/26 at	Buffalo	p	-	-	-	-	-	4	76	19.0	22	0	-	-	-	-	-		
12/03	New Orleans	p	-	-	-	-	-	2	50	25.0	34	0	-	-	-	-	-		
12/10	New York Jets	p	-	-	-	-	-	0	0	0.0	0	0	-	-	-	-	-		
12/16 at	Pittsburgh	p	-	-	-	-	-	4	83	20.8	38	0	-	-	-	-	-		
12/23 at	Indianapolis	p	-	-	-	-	-	2	60	30.0	33	0	-	-	-	-	-		
1995 Season Totals			16/0	14	159	11.4	31	0	31	672	21.7	38	0	0	0	0	0.0	0	0
1996	Opponent	Starts	RECEIVING					KICK RETURNS					PUNT RETURNS						
			No	Yds	Avg	Lg	TD	No	Yds	Avg	Lg	TD	No	FC	Yds	Avg	Lg	TD	
09/01 at	Miami	p	-	-	-	-	-	1	20	20.0	20	0	-	-	-	-	-	-	
09/08 at	Buffalo	p	-	-	-	-	-	1	17	17.0	17	0	-	-	-	-	-	-	
09/15	Arizona	p	-	-	-	-	-	0	0	0.0	0	0	-	-	-	-	-		
09/22	Jacksonville	p	-	-	-	-	-	4	80	20.0	33	0	-	-	-	-	-		
10/06at	Baltimore	p	-	-	-	-	-	4	105	26.3	51	0	-	-	-	-	-		
10/13	Washington	p	1	9	9.0	9	0	2	41	20.5	22	0	-	-	-	-	-		
10/20 at	Indianapolis	p	-	-	-	-	-	2	53	26.5	34	0	-	-	-	-	-		
10/27	Buffalo	p	3	43	14.3	27	0	3	56	18.7	22	0	-	-	-	-	-		
11/03	Miami	p	3	30	10.0	12	0	0	0	0.0	0	0	-	-	-	-	-		
11/10 at	New York Jets	p	1	16	16.0	16	0	1	28	28.0	28	0	-	-	-	-	-		
11/17	Denver	p	2	14	7.0	10	0	4	83	20.8	29	0	-	-	-	-	-		
11/24	Indianapolis	p	3	26	8.7	12	0	2	56	28.0	30	0	-	-	-	-	-		
12/01	at San Diego	p	-	-	-	-	-	2	38	19.0	26	0	-	-	-	-	-		
12/08	New York Jets	p	-	-	-	-	-	1	15	15.0	15	0	-	-	-	-	-		
12/15	at Dallas	p	1	9	9.0	9	0	0	0	0.0	0	0	-	-	-	-	-		
12/21	at N.Y. Giants	p	7	75	10.7	38	0	2	42	21.0	28	0	-	-	-	-	-		
1996 Season Totals			16/0	21	222	10.6	38	0	29	634	21.9	51	0	0	0	0	0.0	0	0
01/05	Pittsburgh	p	-	-	-	-	-	-	-	-	-	-	-	-	-	-	-	-	
01/12	Jacksonville	p	-	-	-	-	-	-	-	-	-	-	-	-	-	-	-		
01/26	vs Green Bay						inactive					inactive					inactive		

**BROWN'S CAREER GAME-BY-GAME (Cont.)**

1997	Opponent	Starts	RECEIVING					KICK RETURNS					PUNT RETURNS						
			No	Yds	Avg	Lg	TD	No	Yds	Avg	Lg	TD	No	FC	Yds	Avg	Lg	TD	
08/31	San Diego	p	4	24	6.0	8	0	-	-	-	-	-	-	-	-	-	-	-	
09/07	at Indianapolis	S	3	35	11.7	21	1	-	-	-	-	-	-	-	-	-	-	-	
09/14	New York Jets	p	1	-6	-6.0	-6	0	-	-	-	-	-	-	-	-	-	-	-	
09/21	Chicago	p	6	124	20.7	52	1	-	-	-	-	-	-	-	-	-	-	-	
10/06	at Denver	p	1	10	10.0	10	0	-	-	-	-	-	-	-	-	-	-	-	
10/12	Buffalo	p	-	-	-	-	-	-	-	-	-	-	-	-	-	-	-	-	
10/19	at New York Jets	p	5	125	25.0	67	1	-	-	-	-	-	-	-	-	-	-	-	
10/27	Green Bay	p	-	-	-	-	-	-	-	-	-	-	-	-	-	-	-	-	
11/02	at Minnesota	p	2	37	18.5	26	0	-	-	-	-	-	-	-	-	-	-	-	
11/09	at Buffalo	p	2	61	30.5	50	0	-	-	-	-	-	-	-	-	-	-	-	
11/16	at Tampa Bay	S	5	58	11.6	21	0	-	-	-	-	-	-	-	-	-	-	-	
11/23	Miami	S	3	46	15.3	35	1	-	-	-	-	-	-	-	-	-	-	-	
11/30	Indianapolis	S	3	35	11.7	18	1	-	-	-	-	-	-	-	-	-	-	-	
12/07	at Jacksonville	S	3	26	8.7	11	1	-	-	-	-	-	-	-	-	-	-	-	
12/13	Pittsburgh	S	3	32	10.7	13	0	-	-	-	-	-	-	-	-	-	-	-	
12/22	at Miami	p	-	-	-	-	-	-	-	-	-	-	-	-	-	-	-	-	
1997 Season Totals			16/6	41	607	14.8	67	6	0	0	0.0	0	0	0	0	0	0.0	0	0
12/28	Miami	p	2	32	16.0	24	1	-	-	-	-	-	1	0	2	2.0	2	0	
01/03	at Pittsburgh	p	1	6	6.0	6	0	-	-	-	-	-	-	-	-	-	-	-	
1997 Totals			2/0	3	38	12.7	24	1	0	0	0.0	0	0	1	0	2	2.0	2	0
1998	Opponent	Starts	RECEIVING					KICK RETURNS					PUNT RETURNS						
			No	Yds	Avg	Lg	TD	No	Yds	Avg	Lg	TD	No	FC	Yds	Avg	Lg	TD	
09/07	at Denver	p	5	97	19.4	52	1	-	-	-	-	-	2	2	8	4.0	10	0	
09/13	Indianapolis	p	3	50	16.7	26	0	-	-	-	-	-	1	3	38	38.0	38	0	
09/20	Tennessee	p	3	29	9.7	16	0	-	-	-	-	-	1	1	1	1.0	1	0	
10/04	at New Orleans	p	3	32	10.7	16	0	-	-	-	-	-	5	0	104	20.8	39	0	
10/11	Kansas City	p	3	55	18.3	39	0	-	-	-	-	-	3	0	31	10.3	15	0	
10/19	New York Jets	p	4	41	10.3	18	0	-	-	-	-	-	1	1	1	1.0	1	0	
10/25	at Miami				inactive					inactive					inactive				
11/01	at Indianapolis				inactive					inactive					inactive				
11/08	Atlanta				inactive					inactive					inactive				
11/15	at Buffalo				inactive					inactive					inactive				
11/23	Miami				inactive					inactive					inactive				
11/29	Buffalo				inactive					inactive					inactive				
12/06	at Pittsburgh	p	-	-	-	-	-	-	-	-	-	-	-	-	-	-	-	-	
12/13	at St. Louis	p	2	42	21.0	35	0	-	-	-	-	-	2	1	24	12.0	14	0	
12/20	San Francisco	p	-	-	-	-	-	-	-	-	-	-	2	0	18	9.0	10	0	
12/27	at New York Jets	p	-	-	-	-	-	-	-	-	-	-	-	-	-	-	-	-	
1998 Season Totals			10/0	23	346	15.0	52	1	0	0	0.0	0	0	17	8	225	13.2	39	0
01/03	at Jacksonville	p	4	46	11.5	21	0	-	-	-	-	-	4	0	27	6.8	17	0	



TEDY BRUSCHI

LINEBACKER



HEIGHT: 6-1 **WEIGHT:** 245
YEAR: 4TH **YRS/PAT:** 4TH
ACQUIRED: D3 (86TH) '96
SCHOOL: ARIZONA **MAJOR:** COMMUNICATION
BORN: JUNE 9, 1973 SAN FRANCISCO, CA



Career Transactions

Tedy Bruschi was drafted by the Patriots in the third round (86th overall) of the 1996 NFL Draft ... The selection was obtained from Detroit along with a 1996 fourth- (Chris Sullivan) and sixth-round (Marrio Grier) selection in exchange for New England's 1996 third-round selection (76th overall — Ryan Stewart) ... Signed July 17, 1996.

Career Highlights

(GP/GS: 48/8; 6/1)

- ★ Accepted the starting WLB responsibilities at mid-season in 1998 and finished fourth on the team with 81 tackles — a career high.
- ★ Has not missed a game in three years.
- ★ The NCAA's all-time sack leader has provided 10 sacks in three seasons as a Patriots pass rush specialist. In the nine regular season games in which Bruschi has recorded at least one sack, the Patriots are 9-0.
- ★ Recorded two sacks in Super Bowl XXXI vs. Green Bay — one shy of the Super Bowl record.
- ★ Credited with two defensive tackles, two special teams tackles, two passes defended and intercepted his first pass late in the fourth quarter of the AFC Championship Game to secure a 20-6 victory over Jacksonville (1/12/97).
- ★ Scored his first career touchdown (at any level of competition) at Baltimore (10/6/96) when he picked up a loose ball after Larry Whigham blocked a punt and returned it 4 yards for a touchdown.
- ★ Credited with a pair of sacks and forced his first career fumble at Baltimore (10/6/96).

NOTES

- ★ Tedy scored his first career touchdown when he recovered a blocked punt at Baltimore (10/6/96) and returned it 4 yards for a touchdown. It was the first touchdown he had ever scored at any level.
- ★ Tedy tied Derrick Thomas' all-time NCAA Division I-A record with 52 career quarterback sacks while leading Arizona's "Desert Swarm" defense.
- ★ Tedy enjoys playing the saxophone.
- ★ Tedy grew up a Celtics fan.

Seasonal Reviews

1998 (16/7; 1/1): Played in every game for the third consecutive year ... Replaced an injured Todd Collins at weak-side linebacker at Buffalo (11/15) and started the last eight games of the season, including the Patriots' wild-card playoff game in Jacksonville (1/3/99) ... Finished fourth on the team with a career-high 81 tackles, including a pair of

sacks ... Opened the season in his now familiar role as a pass rush specialist, rushing the passer from a down-line-man position in the Patriots' nickel and dime defenses ... Recorded his first sack of the season at New Orleans (10/4) ... His second sack came the following week in a 40-10 victory over Kansas City (10/11) ...

He finished that game with three tackles, including the sack, a forced fumble and two special teams tackles ... Replaced Collins at WLB at Buffalo (11/15) and recorded a career-high with 10 defensive stops ... Had a repeat performance the following week, providing 10 tackles in a 26-23 win over Miami (11/23) ... Provided eight stops (6 solo), recorded a career-

high three passes defended and forced his second fumble of the season in a 25-21 victory over Buffalo (11/29) ... Posted a career-high with eight solo tackles at St. Louis (12/13) a mark he matched two weeks later in the season finale at New York (12/27) with eight solo hits and 10 total tackles ... Forced San Francisco's WR Jerry Rice to fumble, setting up a Patriots' touchdown in 24-21 victory (12/20) ... Recorded seven solo stops the following week in the wild-card playoff game at Jacksonville.



1997 (16/1; 2/0): Saw action in every game for the second consecutive season ... Posted 30 defensive tackles, including four sacks, and added 13 special teams stops ... His four sacks and 13 special teams tackles each ranked third on the team ... Forced two fumbles, recovered one ... Knocked Stan Humphries from the game in the season opening victory over San Diego (8/31) ... Made his NFL starting debut at WLB at Indianapolis (9/7), responding with four tackles, including his first sack of the season, and a fumble recovery ... Collected four tackles, including his second sack of the season, vs. Chicago (9/21) ... Recorded his third sack of the season two weeks later vs. Buffalo (10/12) ... Selected as special teams captain vs. Green Bay (10/27) and recorded a season-high five defensive tackles ... Left the game early due to a sprained ankle at Jacksonville (12/7) after recording two solo stops, including his fourth sack of the season ... Collected three tackles in each of the Patriots' playoff games, vs. Miami (12/28) and at Pittsburgh (1/3).

1996 (16/0; 3/0): Played in every game as a rookie, filling a role as a pass rush specialist and playing on many special teams units ... Finished the season with 11 tackles, including four sacks ... Ranked third on the team with 17 special teams tackles ... Scored his first career touchdown at Baltimore (10/6) when he picked up a loose ball after Larry Whigham blocked a punt and returned it 4 yards for a touchdown ... It was his first touchdown scored at any level of competition ... Also recorded two sacks and forced his first career fumble at Baltimore (10/6) ... Registered a season-high with three special teams tackles at Indianapolis (10/20) and at New York Giants (12/21) ... Recorded a season-high with three solo tackles vs. the Jets (12/8) ... Excelled in the playoffs, totaling seven tackles, two sacks, two passes defended, an interception and four special teams tackles in three games ... Made two defensive stops and assisted on a special teams tackle in the divisional playoff game vs. Pittsburgh (1/5/97) ... Credited with two defensive tackles, two special teams tackles, two passes defended and grabbed his first career interception late in the fourth quarter of the AFC Championship Game to secure a 20-6 victory over Jacksonville (1/12/97) ... Closed out his rookie campaign with three tackles, including two sacks in a 35-21 loss to Green Bay in Super Bowl XXXI (1/26/97) ... His two sacks set a team Super Bowl record and was just one shy of the all-time Super Bowl record.

College

Bruschi tied the NCAA Division I-A career sack record with 52.0 quarterback sacks, equaling the mark set by former Alabama All-American Derrick Thomas, now an All-Pro performer for the Kansas City Chiefs ... Bruschi graduat-

ed with 74 tackles for losses, which ranked sixth in Division I-A history ... Compiled 185 total tackles (137 solos), forced six fumbles and recovered five others during his collegiate career. **1995:** Consensus All-American and All-Pacific-10 selection his senior year ... Totaled 56 tackles (44 solos), including 14.5 sacks (96 yards) and 19.5 tackles for losses of 110 yards ... His sack total ranked third in the nation ... Added four pass deflections and forced one fumble. **1994:** Earned consensus All-America honors and was one of four finalists for the Lombardi Award, given annually to the top lineman in the nation ... He was also a finalist for *Football News'* National Defensive Player of the Year award ... Totaled 39 tackles, including 10 sacks for 65 yards and 15 tackles for losses. **1993:** Earned Second-Team All-America honors after setting an all-time school record with 19 sacks (143 yards) as a sophomore, breaking the previous record of 15 (Steve Boadway in 1984) ... Earned first-team All-Pac-10 honors and was named the team's Most Valuable Player ... His 27.5 tackles for losses, including 19 sacks were each career highs. **1992:** Played strongside outside linebacker prior to his transition to the defensive line in 1993 ... Started just one of 12 games and still managed to post 4.5 sacks for the season. **1991:** Missed the first three games of the season due to a pinched nerve in his neck ... Returned and started vs. Long Beach State and Washington as a true freshman, but suffered a broken left thumb and was redshirted.

Personal

Tedy Lacap Bruschi was born the son of Juanita Sandys and Anthony Bruschi Sr. on June 9, 1973 in San Francisco, Calif. ... He is one of five children ... His stepfather, Ron Sandys, was a professional tennis player ... Tedy attended Roseville (Calif.) High, where he lettered twice in football and was a two-year captain, earning all-conference, all-northern California and all-metro honors as a defensive tackle ... He also earned a letter in wrestling and two letters in track, competing in the shot put and discus ... He wrestled in the heavyweight division ... He earned his bachelor's degree in communications at Arizona ... He has worked with a Pop Warner football league in Tucson, Ariz. ... Tedy's wife, Heidi, is a personal trainer and is the high school volleyball coach at Walpole High.





40 YEARS OF PATRIOTS FOOTBALL



TEDY BRUSCHI

Pos: LB Ht: 6-1 Wt: 245 Year: 4th Acq: D3(86th)'96 College: Arizona Born: 6/9/73 Contract: '99

Regular Season			Tackles					Interceptions					Miscellaneous					
Year	Team	G/S	TT	UT	A	S	Yds	No	Yds	Avg	Lg	TD	PD	FF	FR	Yds	TD	SpT
1996	Patriots	16/0	11	10	1	4	26	0	0	0.0	0	0	0	1	0	0	0	17
1997	Patriots	16/1	30	25	5	4	21	0	0	0.0	0	0	1	2	2	4	1	13
1998	Patriots	16/7	81	56	25	2	15	0	0	0.0	0	0	5	3	0	0	0	7
Totals - 3 Years		48/8	122	91	31	10	62	0	0	0.0	0	0	6	6	2	4	1	37
Postseason			Tackles					Interceptions					Miscellaneous					
1996	Patriots	3/0	7	7	0	2	14	1	12	6.0	12	0	2	0	0	0	0	4
1997	Patriots	2/0	6	3	3	0	0	0	0	0.0	0	0	2	0	0	0	0	1
1998	Patriots	1/1	7	7	0	0	0	0	0	0.0	0	0	0	0	0	0	0	0
Totals - 3 Years		6/1	20	17	3	2	14	1	12	6.0	12	0	4	0	0	0	0	5

BRUSCHI'S CAREER GAME-BY-GAME

1996	Opponent	S	TT	UT	A	S/Yds	I/Yds	PD	FF	FR	SpT	Score	1998	Opponent	S	TT	UT	A	S/Yds	I/Yds	PD	FF	FR	SpT	Score
09/01	at Miami	p	-	-	-	-	-	-	-	-	-	L 10-24	09/07	at Denver	p	0	0	0	-	-	-	-	-	-	L 21-27
09/08	at Buffalo	p	-	-	-	-	-	-	-	-	-	L 10-17	09/13	Indianapolis	p	3	2	1	-	-	-	-	-	2	W 29-6
09/15	Arizona	p	1	-	1	-	-	-	-	-	-	W 31-0	09/20	Tennessee	p	4	3	1	-	-	-	-	-	-	W 27-16
09/22	Jacksonville	p	-	-	-	-	-	-	-	-	-	W 28-25	10/04	at New Orleans	p	4	3	1	1	7	-	-	-	-	W 30-27
10/06	at Baltimore	p	2	2	-	2	9	-	1	-	1	W 46-38	10/11	Kansas City	p	3	3	0	1	8	-	-	1	-	W 40-10
10/13	Washington	p	-	-	-	-	-	-	-	-	-	L 22-27	10/19	NewYorkJets	p	4	2	2	-	-	-	-	-	-	L 14-24
10/20	at Indianapolis	p	1	1	-	-	-	-	-	-	-	W 27-9	10/25	at Miami	p	0	0	0	-	-	-	1	-	1	L 9-12
10/27	Buffalo	p	1	1	-	-	-	-	-	-	-	W 28-25	11/01	at Indianapolis	p	7	6	1	-	-	-	-	-	1	W 21-16
11/03	Miami	p	-	-	-	-	-	-	-	-	-	W 42-23	11/08	Atlanta	p	1	0	1	-	-	-	-	-	-	L 10-41
11/10	at NewYorkJets	p	-	-	-	-	-	-	-	-	-	W 31-27	11/15	at Buffalo	S	10	5	5	-	-	-	-	-	-	L 10-13
11/17	Denver	p	-	-	-	-	-	-	-	-	-	L 8-34	11/23	Miami	S	10	3	7	-	-	-	-	-	-	W 26-23
11/24	Indianapolis	p	1	1	-	-	-	-	-	-	-	W 27-13	11/29	Buffalo	S	8	6	2	-	-	-	3	1	-	W 25-21
12/01	at San Diego	p	2	2	-	1	9	-	-	-	-	W 45-7	12/06	at Pittsburgh	S	3	3	0	-	-	-	-	-	-	W 23-9
12/08	NewYorkJets	p	3	3	-	1	8	-	-	-	-	W 24-10	12/13	at St. Louis	S	8	8	0	-	-	-	-	-	-	L 18-32
12/15	at Dallas	p	-	-	-	-	-	-	-	-	-	L 6-12	12/20	San Francisco	S	6	4	2	-	-	-	-	-	-	W 24-21
12/21	at NY Giants	p	-	-	-	-	-	-	-	-	-	W 23-22	12/27	at NewYorkJets	S	10	8	2	-	-	-	-	1	-	L 10-31
1996 Totals		16/0	11	10	1	4/26	0/0	0	1	0	17	11-5	1998 Totals		16/7	81	56	25	2/15	0/0	5	3	0	7	9-7
01/05	Pittsburgh	p	2	2	0	-	-	-	-	-	-	W 28-3	01/03	at Jacksonville	S	7	7	0	-	-	-	-	-	-	L 10-25
01/12	Jacksonville	p	2	2	0	-	1	12	2	-	-	W 20-6													
01/26	Green Bay	p	3	3	0	2/14	-	-	-	-	-	L 21-35													
1996 Postseason		3/0	7	7	0	2/14	1/12	2	0	0	4	2-1													

SINGLE-GAME CAREER HIGHS

SINGLE-GAME CAREER HIGHS

Regular Season

Tackles: 10 at Buffalo (11/15/98)
10 vs. Miami (11/23/98)
10 at New York Jets (12/27/98)
Solo: 8 at St. Louis (12/13/98)
8 at New York Jets (12/27/98)
Assisted: 7 vs. Miami (11/23/98)
Sacks: 2 at Baltimore (10/6/96)
Touchdowns: 1 (4 yard blocked punt return)
at Baltimore (10/6/96)

Postseason

Tackles: 7 at Jacksonville (1/3/99)
Solo: 7 at Jacksonville (1/3/99)
Assisted: 1 (twice)
Sacks: 2 vs. Green Bay (1/26/97) Super Bowl
Interceptions: 1 vs. Jacksonville (1/12/97)

1997	Opponent	P/S	TT	UT	A	S/Yds	I/Yds	PD	FF	FR	SpT	Score
08/31	San Diego	p	4	4	0	-	-	-	1	1	1	W 41-7
09/07	at Indianapolis	S	4	4	0	1	7	-	-	-	1	W 31-6
09/14	New York Jets	p	1	1	0	-	-	-	-	-	1	W 27-24
09/21	Chicago	p	4	2	2	1	0	-	-	-	W	31-3
10/06	at Denver	p	0	0	0	-	-	-	-	-	1	L 13-34
10/12	Buffalo	p	2	2	0	1	9	-	-	1	2	W 33-6
10/19	at New York Jets	p	2	1	1	-	-	-	-	-	1	L 19-24
10/27	Green Bay	p	5	4	1	-	-	-	-	-	L	10-28
11/02	at Minnesota	p	0	0	0	-	-	-	-	-	1	L 18-23
11/09	at Buffalo	p	4	3	1	-	-	-	-	-	1	W 31-10
11/16	at Tampa Bay	p	0	0	0	-	-	-	-	-	1	L 7-27
11/23	Miami	p	2	2	0	-	-	-	-	-	1	W 27-24
11/30	Indianapolis	p	0	0	0	-	-	-	-	-	1	W 20-17
12/07	at Jacksonville	p	2	2	0	1	5	-	-	-	W	26-20
12/13	Pittsburgh	p	0	0	0	-	-	-	-	-	2	L 21-24
12/22	at Miami	p	0	0	0	-	-	-	-	-	W	14-12
1997 Totals		16/1	30	25	5	4/21	0/0	1	2	1/13		10-6
12/28	Miami	p	3	2	1	-	-	-	1	-	1	W 17-3
01/03	at Pittsburgh	p	3	2	1	-	-	-	-	-	L	6-7
1997 Postseason		2/0	6	4	2	0/0	0/0	1	0	0	1	1-1



CHRIS CARTER

SAFETY



HEIGHT: 6-2 **WEIGHT:** 209
YEAR: 3RD **YRS/PAT:** 3RD
ACQUIRED: D3B (89TH) '97
SCHOOL: TEXAS **MAJOR:** KINESIOLOGY (PRE-MED)
BORN: SEPT. 27, 1974 TYLER, TEXAS



Career Transactions

Chris Carter was drafted by the Patriots with the 29th selection in the third round (89th overall) of the NFL draft ... Signed with the Patriots (7/15/97).

Career Highlights (GP/GS: 32/0; 3/0)

- ★ Finished second on the team with 20 special teams tackles in 1998.
- ★ Batted down a Hail Mary attempt by Mark Brunell on the game's final play to preserve a 26-20 victory over the Jaguars (12/7/97).

Seasonal Reviews

1998 (16/0, 1/0): Participated in every game for the Patriots for the second consecutive season ... Saw limited playing time on defense, but still gathered 17 defensive tackles, including his first career sack ... He saw extensive action on the team's special teams units, finishing the season with 20 special teams tackles, tied for second on the squad with Pro Bowl special teamer Larry Whigham ... Recorded a career-high five tackles in a 29-6 romp over the Colts (9/13) ... Recorded the first sack of his NFL career vs. San Francisco (12/20) when he dropped Steve Young for a 5-yard loss in a 24-21 victory which secured a playoff berth ... Set a career-high and tied a team-high with four special teams tackles in a 23-9 victory over the Steelers in Pittsburgh (12/6).

1997 (16/0, 2/0): Chris played in every game as a rookie, utilized exclusively on special teams ... Finished the year ranked fifth on the team with 11 special teams tackles and made one defensive tackle in a victory over Buffalo (10/12) ... Made his NFL debut vs. San Diego (8/31) and made his first career special teams tackle ... Saw some

reserve action at free safety at Denver (10/6), but did not record any defensive statistics ... Batted down Mark Brunell's game-ending Hail Mary to preserve a 26-20 victory at Jacksonville (12/7) ... Added three special teams tackles during the playoffs, but did not record a defensive stop ... Made the team's final cut during the preseason with an impressive performance in the preseason finale in which he posted six tackles and intercepted a pair of passes vs. Philadelphia (8/21) ... Nearly had a third interception, but could not hold on ... Credited with three passes defended in the game.

NOTES

- ★ Chris earned his undergraduate degree during the 1998 offseason and is planning to pursue medical school.
- ★ Chris graduated in the top 5 percent of his high school class, while starring in football, basketball and baseball.
- ★ Chris led Texas with 120 tackles in 1996.

College

Carter started 43 of 47 games at the University of Texas (1993-96) and compiled 429 total tackles, including 284 solo stops ... Recorded 32 passes defended, including 14 career interceptions ... Shattered the school record for interception return yardage with 348 yards, just under 25 yards per return (24.9 avg.) ... His 14 career interceptions ranks fourth in school history ... Averaged 8.3 yards on 21 punt returns with a long of 21 yards. **1996 (Senior):** Started 12 of 13 games and led the team with 120 total tackles (78 solos) ... Had three stops for losses of eight yards ... Deflected eight passes with one interception. **1995 (Junior):** Started every game at free safety and recorded a career-high 135 total tackles ... Picked off a career-high six passes, which he returned 146 yards (24.3 avg.), setting a school record for interception return yards in a season ... Returned nine punts for 92 yards (10.2 avg.), including a career long of 21 yards ... Selected first-team All-Southwest Conference ... Posted double-digit tackle totals in eight games. **1994 (Sophomore):** Started nine of 10 games and compiled 81 total tackles (45 solos) ... Returned 11 punts for 81 yards (7.4 avg.) with a season long of 18 yards ... Missed the first two games of the sea-



son recovering from a knee sprain suffered in practice. **1993 (Freshman):** Started nine of 11 games at free safety ... Earned freshman All-American recognition after registering 85 total tackles (55 solos) and a sack as a true freshman ... Deflected seven passes, including four interceptions, which he returned 84 yards (21.0 avg.).

Personal

Christopher Cary Carter was born the son of Clarence Carter and Glendora Hampton on Sept. 27, 1974 in Tyler, Texas ... He attended John Tyler High School in Tyler, Texas, where he earned prep first-team All-America honors as a senior ... Recorded 87 tackles with five interceptions and four fumble recoveries as a free safety and caught 37 passes for

SINGLE-GAME CAREER HIGHS

Regular Season

Tackles	5 vs. Indianapolis (9/13/98)
Solo Tackles	4 vs. Indianapolis (9/13/98)
SpT Tackles	4 at Pittsburgh (12/6/98)
Sacks	1 vs. San Francisco (12/20/98)

778 yards (21.0 avg.) with eight touchdowns as a receiver his senior year ... Registered 148 tackles and five interceptions as a junior ... Graduated in the top five percent of his class while lettering in football, basketball and baseball ... Science club and National Honor Society member ... Majored in kinesiology at Texas and earned school and conference academic honors.

CHRIS CARTER

Pos: S Ht: 6-2 Wt: 209 Year: 3rd Acq: D3B(89th)'97 College: Texas Born: 9/27/74 Contract: '99

Regular Season		Tackles						Interceptions			Misc.		Postseason Statistics							
Year	Team	G/S	TT	UT	A	S	Yds	No	Yds	PD	FF	FR	SpT	G/S	TT	UT	A	S	PD	SpT
1997	Patriots	16/0	1	1	0	0	0	0	0	0	0	0	11	2/0	0	0	0	0	0	3
1998	Patriots	16/0	17	7	10	1	5	0	0	1	0	0	20	1/0	0	0	0	0	0	3
Totals -2 Years		32/0	18	8	10	1	5	0	0	1	0	0	31	3/0	0	0	0	0	0	6

1998 TELEVISION RATINGS

Date	Opponent	Local Affiliate	Rating	Share	5th Quarter Rating/Share
Mon., Sept. 7	at Denver	WCVB	24.0 *	36	None
Sun., Sept. 13	Indianapolis	WCVB	18.3 #	28	None
Sun., Sept. 20	Tennessee	WBZ	19.4	49	7.2 / 17
Sun., Oct. 4	at New Orleans	WBZ	21.2	54	9.4 / 22
Sun., Oct. 11	Kansas City	WBZ	22.6	50	8.5 / 19
Mon., Oct. 19	New York Jets	WCVB	27.7	40	None
Sun., Oct. 25	at Miami	WBZ	23.9	56	None
Sun., Nov. 1	at Indianapolis	WBZ	22.0	49	11.4 / 23
Sun., Nov. 8	Atlanta	WFXT	21.3	46	5.0 / 15
Sun., Nov. 15	at Buffalo	WBZ	24.1	50	11.6 / 23
Mon., Nov. 23	Miami	WCVB	25.6	39	None
Sun., Nov. 29	Buffalo	WBZ	36.3	57	None
Sun., Dec. 6	at Pittsburgh	WBZ	27.1	58	None
Sun., Dec. 13	at St. Louis	WBZ	23.3	52	13.3 / 26
Sun., Dec. 20	San Francisco	WFXT	22.0	50	13.9 / 22
Sun., Dec. 27	at New York Jets	WBZ	23.4	54	None
Regular Season Totals			23.9	48	10.0 / 20.9
Sun., Jan. 3	at Jacksonville	WBZ	31.7	56	13.5 / 22
1998 Combined Ratings Totals			25.8	51	10.4 / 21

* — highest rated show during week of Sept. 7 – Sept. 13

— broadcast nationally on ESPN.



TONY CARTER

FULLBACK



HEIGHT: 6-0 WEIGHT: 232
 YEAR: 6TH YRS/PAT: 2ND
 ACQUIRED: UFA (CHI) '98
 SCHOOL: MINNESOTA MAJOR: SOCIOLOGY
 BORN: AUG. 23, 1972 COLUMBUS, OH.



Career Transactions

Tony Carter signed with the Patriots as an unrestricted free agent on Feb. 25, 1998 ... He was originally signed as a non-drafted free agent by the Chicago Bears (4/28/94).

Career Highlights

(GP/GS: 73/40; 1/1)

- ★ Tony caught a career-high 49-yard pass versus Miami (11/23/98) which set up a field goal and a 23-20 victory.
- ★ Scored his first career touchdown vs. Pittsburgh on Nov. 5, 1995.
- ★ As the lead blocker, Tony paved the way to Raymont Harris' first career 1,000-yard season in 1997.
- ★ Posted a career-high with seven receptions at Cincinnati (12/10/95).

Seasonal Reviews

1998 (11/7, 1/1): Started seven of 11 games at fullback ... Missed five games due to knee and ankle injuries ... Carried the ball just two times for 3 yards, but was the lead blocker on most running plays and helped rookie running back Robert Edwards rush for his 1,115 yards and nine touchdowns ... Finished seventh on the team with 18 receptions for 166 yards (9.2 avg.) ... Recorded a season-high four receptions for 25 yards in the season opener at Denver (9/7) ... Cleared a path for Edwards, who steadily improved through the first six weeks of the season ... After a 36-yard rushing effort vs. Indianapolis, Edwards rushed for 92 and 97 yards in

Weeks 3-4 before eclipsing the 100-yard plateau in Weeks 5 and 6 with 104 yards apiece ... Helped power the team to a season-high 206 yards rushing Week 5 in a 40-10 victory over Kansas City (10/11), their first of two 200-yard performances in 1998 ... Edwards also scored a touchdown in each of his first six games, setting an NFL record ... Carter sustained a knee injury vs. the Jets (10/19) Week 6, causing him to miss the next four starts, which subsequently led to a string of inconsistent rushing performances ...

Returned to the starting lineup vs. Miami (11/23) and contributed to a 26-23 victory over the Dolphins with a career-long 49-yard reception ... Helped pace another 200-yard rushing game at St. Louis (12/13) before suffering an ankle injury which forced him to miss the game the following game vs. San Francisco (12/20) ... Returned to the lineup for the season finale at New York, but did not start because the Patriots opened in double tight end formation ... Started the Patriots' playoff game at Jacksonville (1/3/99) and caught two passes for 3 yards and rushed once for another 3 yards.

1997 (16/10 - Chicago): Started 10 of the final 13 games at fullback for the Chicago Bears ... Finished the year with nine carries for 56 yards and 24 receptions for 152 yards ... He broke his left thumb during training camp (7/20) and missed most of training camp and the preseason ... Opened the season in a reserve role, backing up fullback Raymont Harris ... Earned his first start at New England (9/21) when Harris was moved to tailback and caught one pass for 1 yard ... He was the lead block-

NOTES

- ★ Tony was the recipient of the Chicago Bears Unsung Hero Award in 1997.
- ★ Tony has been very active in the community since entering the league.
- ★ Tony's brother, Rodrigues, was a linebacker at Mankato State in Minnesota.
- ★ Tony was a Lakers fan growing up.



er for Harris' first career 1,000-yard season and helped pave the way to four 100-yard rushing performances ... Post-ed a season-high with five receptions for 48 yards vs. Washington (11/2) ... Added three receptions for 29 yards the following week at Minnesota (11/9) ... Grabbed four more receptions for 27 yards the very next week vs. the Jets (11/16), giving him a three-game total of 15 receptions for 104 yards ... Tied his season-high with five receptions for 24 yards vs. Buffalo (12/7) ... Carried the ball three times for 24 yards with a long of 15 at St. Louis (12/14) ... Closed out the season with two carries for 25 yards, including a season-long 16-yarder, and had a pair of receptions for nine yards in the season finale at Tampa Bay (12/21).

1996 (16/11 - Chicago): Started 11 of 16 games for the Bears and finished third on the team with a career-high 41 receptions for 233 yards ... He caught at least three passes in eight different games ... Set single season career highs with 11 carries for 43 yards ... He was the lead blocker for all five 100-yard rushing performances during the season ... Suffered an injured hamstring during the first quarter vs. Minnesota (9/15) ... Grabbed a season-high five passes for 32 yards vs. Oakland (9/29) ... Set career-

highs with six carries for 37 yards, including a career-long rush for 23 yards, at New Orleans (10/13) ... Recorded a career-long with a 29-yard reception at Kansas City (11/17) and finished the game with four receptions for 45 yards ... Set a career-high with 49 yards receiving on four catches vs. St. Louis (12/8).

1995 (16/12 - Chicago): Replaced Raymont Harris in the season opener after the full-

back suffered a broken collarbone on the second play of the game ... Made his NFL starting debut the following week on Monday Night Football vs. Green Bay (9/11) ... Started 12 of 16 games at fullback ... Did not start at Green Bay (11/12) or at Detroit (12/4) when the Bears opened the game in two-tight end formation ... Did not start in the season finale vs. Philadelphia (12/24) due to a shoulder injury, but did play in the game ... Proved to be a tremendous asset as a receiver out of the backfield ... Finished third on the team (behind Jeff Graham and Curtis Conway) with 40 receptions for 329 yards and a touchdown ... Had four receptions for 35 yards and returned a kickoff 8 yards vs. Carolina (10/8) ... Carried three times for 13 yards at Jacksonville (10/15), single-game highs for the season ... Scored his first career touchdown on a 12-yard reception vs. Pittsburgh (11/5) ... Established a single-game career high with seven receptions for 49 yards at Cincinnati (12/10) ... Injured his shoulder and did not start in the season finale vs. Philadelphia (12/24), but played and contributed a career-long 27-yard reception.

1994 (14/0 - Chicago): Contributed on special teams in 14 games as a rookie, but did not receive significant playing time on offense ... Listed among the Bears inactives prior to both games vs. the Buccaneers, in the season opener (9/4) and again at Tampa Bay (11/6) ... Finished the season with one reception for 24 yards and returned six kicks for 99 yards ... Returned his first career kick 20 yards at Miami (11/13) ... Added a 21-yard return the following week at Arizona (11/27) ... Recorded his first career offensive statistic with a 24-yard reception on the first play from scrimmage at Green Bay (12/11) and returned three kicks for 22 yards ... Returned a kick 26 yards vs. the Rams (12/18) ... Played one offensive series against the Patriots in the season finale (12/24) ... Contributed a 16-yard reception in a playoff victory over Minnesota (1/1/95).

College

Carter was a four-year letterman and an offensive team captain as a senior at Minnesota ... In 1993, he finished the season second on the team in rushing with 442 yards and a touchdown on 103 carries ... He was the 1992 recipient of the Bruce Smith Award, honoring the team's outstanding offensive player ... He led the Gophers in rushing for two consecutive years, 1991-92 ... In 1991, the sophomore rushed for 660 yards and a touchdown on 165 carries (4.0 avg.), including back-to-back 100-yard efforts against Ohio State and Wisconsin ... The following year, he rushed for 593 yards and three touchdowns on 133 carries (4.5 avg.).





40 YEARS OF PATRIOTS FOOTBALL



Personal

Antonio Marcus Carter was born the son of Phyllis and Willie Carter on Aug. 23, 1972 in Columbus, Ohio ... He is one of four children ... He attended South High in Columbus,

Ohio and earned all-state honors in football ... Earned the Paul Giel Award for his unselfish approach to the game at the University of Minnesota ... Tony and his wife, Dawanna have one child, Darriel (6/7/90).

TONY CARTER

Pos: FB Ht: 6-0 Wt: 232 Year: 6th Acq: UFA-98 (Chi) College: Minnesota Born: 8/23/72 Contract: '00

Regular Season			Rushing					Receiving					Kick Returns					Fumbles		Tackles	
Year	Team	G/S	No	Yds	Avg	Lg	TD	No	Yds	Avg	Lg	TD	No	Yds	Avg	Lg	TD	No	Lost	SpT	Msc
1994	Chicago	14/0	0	0	0.0	0	0	1	24	24.0	24	0	6	99	16.5	26	0	0	0	na	na
1995	Chicago	16/12	10	34	3.4	7	0	40	329	8.2	27	1	3	24	8.0	9	0	1	na	na	na
1996	Chicago	16/11	11	43	3.9	23	0	41	233	5.7	29	0	0	0	0.0	0	0	1	na	na	na
1997	Chicago	16/10	9	56	6.2	16	0	24	152	6.3	19	0	2	34	17.0	19	0	0	na	na	na
1998	Patriots	11/7	2	3	1.5	3	0	18	166	9.2	49	0	0	0	0.0	0	0	0	na	6	2
Totals-5 years		73/40	32	136	4.3	23	0	124	904	7.3	49	1	11	157	14.3	26	0	2	0	6	2
Postseason			Rushing					Receiving					Kick Returns					Fumbles		Tackles	
Year	Team	G/S	No	Yds	Avg	Lg	TD	No	Yds	Avg	Lg	TD	No	Yds	Avg	Lg	TD	No	Lost	SpT	Msc
1998	Patriots	1/1	1	3	3.0	3	0	2	3	1.5	3	0	0	0	0.0	0	0	0	0	0	0

SINGLE-GAME CAREER HIGHS

Regular Season

Rushes 6 at New Orleans (10/13/96)
Yards Rushing 37 at New Orleans (10/13/96)
Lg Rush 23 at New Orleans (10/13/96)

Receptions 7 at Cincinnati (12/10/95)
Yards Receiving 49 (three times) vs. Miami (11/23/97)
Lg Reception 49 vs. Miami (11/23/97)
TD Reception 1 vs. Pittsburgh (11/5/95)

CARTER'S CAREER GAME-BY-GAME

1994		Opponent	Rushing					Receiving					W/L
No	Yds		Avg	Lg	TD	No	Yds	Avg	Lg	TD			
12/11	at	Green Bay	0	0	0.0	0	0	1	24	24.0	24	0	L

1995		Opponent	Rushing					Receiving					W/L
No	Yds		Avg	Lg	TD	No	Yds	Avg	Lg	TD			
09/03		Minnesota	1	1	1.0	1	0	1	15	15.0	15	0	W
09/11		Green Bay	-	-	-	-	-	2	8	4.0	-	0	L
09/17	at	Tampa Bay	-	-	-	-	-	-	-	-	-	-	W
09/24	at	St. Louis	-	-	-	-	-	3	11	3.7	-	0	L
10/08		Carolina	-	-	-	-	-	4	35	8.8	-	0	W
10/15	at	Jacksonville	3	13	4.3	-	0	3	27	9.0	-	0	W
10/22		Houston	-	-	-	-	-	2	22	11.0	-	0	W
10/30	at	Minnesota	1	2	2.0	2	0	4	31	7.8	-	0	W
11/05		Pittsburgh	-	-	-	-	-	1	12	12.0	12	0	L
11/12	at	Green Bay	-	-	-	-	-	2	23	11.5	-	1	L
11/19		Detroit	1	3	3.0	3	0	1	7	7.0	7	0	L
11/26	at	New York	-	-	-	-	-	1	3	3.0	3	0	W
12/04	at	Detroit	-	-	-	-	-	4	27	6.8	-	0	L
12/10	at	Cincinnati	2	10	5.0	-	0	7	42	6.0	-	0	L
12/17		Tampa Bay	-	-	-	-	-	4	39	9.8	-	0	W
12/24		Philadelphia	2	5	2.5	-	0	1	27	27.0	27	0	W
1995 Season Totals			10	34	3.4	7	0	40	329	8.2	29	1	9-7

**CARTER'S CAREER GAME-BY-GAME (Cont.)**

		Rushing					Receiving					
1996	Opponent	No	Yds	Avg	Lg	TD	No	Yds	Avg	Lg	TD	W/L
09/02	Dallas	-	-	-	-	-	-	-	-	-	-	W
09/08	at Washington	-	-	-	-	-	1	-9	-9.0	-9	0	L
09/15	Minnesota	-	-	-	-	-	-	-	-	-	-	L
09/22	at Detroit	1	3	3.0	3	0	2	12	6.0	-	0	L
09/29	Oakland	-	-	-	-	-	5	32	6.4	-	0	W
10/06	Green Bay	-	-	-	-	-	3	8	2.7	-	0	L
10/13	at New Orleans	6	37	6.2	23	0	2	12	6.0	-	0	L
10/28	at Minnesota	1	0	0.0	0	0	2	1	0.5	1	0	W
11/03	Tampa Bay	1	0	0.0	0	0	4	6	1.5	-	0	W
11/10	at Denver	1	0	0.0	0	0	4	19	4.8	-	0	L
11/17	at Kansas City	-	-	-	-	-	4	45	11.3	29	0	L
11/24	Detroit	-	-	-	-	-	2	16	8.0	-	0	W
12/01	at Green Bay	-	-	-	-	-	4	21	5.3	-	0	L
12/08	St. Louis	-	-	-	-	-	4	49	12.3	-	0	W
12/15	San Diego	-	-	-	-	-	3	15	5.0	-	0	W
12/22	at Tampa Bay	1	3	3.0	3	0	1	6	6.0	6	0	L
1996 Season Totals		11	43	3.9	23	0	41	233	5.7	29	0	7-9
		Rushing					Receiving					
1997	Opponent	No	Yds	Avg	Lg	TD	No	Yds	Avg	Lg	TD	W/L
09/01	at Green Bay	-	-	-	-	-	-	-	-	-	-	L
09/07	Minnesota	-	-	-	-	-	-	-	-	-	-	L
09/14	Detroit	-	-	-	-	-	-	-	-	-	-	L
09/21	at New England	-	-	-	-	-	1	1	1.0	1	0	L
09/28	at Dallas	-	-	-	-	-	-	-	-	-	-	L
10/05	New Orleans	-	-	-	-	-	-	-	-	-	-	L
10/12	Green Bay	1	2	2.0	2	0	2	4	2.0	5	0	L
10/27	at Miami	1	0	0.0	0	0	-	-	-	-	-	W
11/02	Washington	-	-	-	-	-	5	48	9.6	19	0	L
11/09	at Minnesota	-	-	-	-	-	3	29	9.7	11	0	L
11/16	NY Jets	-	-	-	-	-	4	27	6.8	15	0	L
11/23	Tampa Bay	-	-	-	-	-	1	4	4.0	4	0	W
11/27	at Detroit	1	2	2.0	2	0	1	6	6.0	6	0	L
12/07	Buffalo	1	3	3.0	3	0	5	24	4.8	10	0	W
12/14	at St. Louis	3	24	8.0	15	0	0	0	0.0	0	0	W
12/21	at Tampa Bay	2	25	12.5	16	0	2	9	4.5	5	0	L
1997 Season Totals		9	56	6.2	16	0	24	152	6.3	19	0	4-12
		Rushing					Receiving					
1998	Opponent	No	Yds	Avg	Lg	TD	No	Yds	Avg	Lg	TD	W/L
09/07	at Denver	-	-	-	-	-	4	25	6.3	11	0	L
09/13	Indianapolis	1	0	0.0	0	0	2	6	3.0	7	0	W
09/20	Tennessee	-	-	-	-	-	1	4	4.0	4	0	W
10/04	at New Orleans	1	3	3.0	3	0	2	9	4.5	5	0	W
10/11	Kansas City	-	-	-	-	-	1	14	14.0	14	0	W
10/19	New York Jets	-	-	-	-	-	2	21	10.5	19	0	L
10/25	at Miami	-	-	-	-	-	-	-	-	-	-	L
11/01	at Indianapolis	-	-	-	-	-	-	-	-	-	-	W
11/08	Atlanta	-	-	-	-	-	-	-	-	-	-	L
11/15	at Buffalo	-	-	-	-	-	-	-	-	-	-	W
11/23	Miami	-	-	-	-	-	1	49	49.0	49	0	L
11/29	Buffalo	-	-	-	-	-	3	24	8.0	15	0	W
12/06	at Pittsburgh	-	-	-	-	-	1	3	3.0	3	0	W
12/13	at St. Louis	-	-	-	-	-	-	-	-	-	-	L
12/20	San Francisco	-	-	-	-	-	-	-	-	-	-	W
12/27	at New York Jets	-	-	-	-	-	1	11	11.0	11	0	L
1998 Season Totals		2	3	1.5	3	0	18	166	9.2	49	0	9-7
01/03	at Jacksonville	1	3	3.0	3	0	2	3	1.5	3	0	L



WILLIE CLAY

SAFETY



HEIGHT: 5-10 **WEIGHT:** 200
YEAR: 8TH **YRS/PAT:** 4TH
ACQUIRED: UFA (DET)'96
SCHOOL: GEORGIA TECH **MAJOR:** BUSINESS
BORN: SEPT. 5, 1970 PITTSBURGH, PA



Career Transactions

Originally drafted by the Detroit Lions in the eighth round of the 1992 NFL Draft (221st pick overall) ... Signed by the Lions (7/25/92) ... Released by Detroit (9/4/92) and re-signed to the team's practice squad (9/8/92) ... Activated (11/20/92) ... Granted free agency (2/17/95) ... Re-signed (5/16/95) ... Granted unconditional free agency (2/16/96) ... Signed with the Patriots as an unrestricted free agent on March 14, 1996.

Career Highlights

(GP/GS: 102/81; 9/8)

- ★ Enters the 1999 season with a streak of 80 consecutive starts.
- ★ Recorded a career-high with 103 total tackles in 1998, including three 10-tackle outings.
- ★ Voted AFC Defensive Player of the Week following a 24-21 victory over the San Francisco 49ers (12/20/98) after intercepting a pass late in the game which resulted in a game-tying touchdown.
- ★ Intercepted a Jim Everett pass in the 1997 season opener and returned it 53 yards for a touchdown. It was his fourth career touchdown, the second off an interception.
- ★ Intercepted a pass in the end zone from Jacksonville quarterback Mark Brunell with just 3:40 remaining in the AFC Championship Game (1/12/97) to help the Patriots secure just their second conference title in franchise history with a 20-6 victory.

NOTES

- ★ In his first visit to Foxboro Stadium (9/12/93), Willie scooped up a fumble on the opening kickoff and returned it 15 yards for a touchdown. It was the quickest score (11 seconds) ever allowed by the Patriots.
- ★ Willie is the president of a youth organization Up Inc., which promotes the uplifting of inner city youth.
- ★ Willie puts on an annual football camp in Pittsburgh, Pa. and raises money for Pittsburgh area charities through an annual celebrity basketball game.
- ★ Willie has established a \$100,000 endowment fund to benefit inner city children who qualify to attend his high school alma mater, Lindsey High in Wheeling, W.V.

★ Started 18 of 19 games (including playoffs) at free safety in 1996. Started at cornerback, filling in for the injured Ricky Reynolds at Indianapolis (10/20/96). In his one game at corner, he made eight tackles and returned a fumble 17 yards to set up a touchdown in a 27-9 victory.

★ Led the league with 173 return yards on eight interceptions in 1995. His eight interceptions ranked second in the league that year and were the most by a Lions player in 14 years.

★ Started every game at strong safety in 1994 and at free safety in 1995 for the Lions.

★ He has registered multiple interceptions in four different games during his career, vs. Buffalo (11/24/94), vs. Green Bay (10/29/95), vs. Tampa Bay (11/12/95) and at Denver (10/6/97).

★ Clay's teams have qualified for the playoffs in each of his last six seasons. The last time Clay was home for the holidays was in 1992, his rookie season with the Lions.

Seasonal Reviews

1998 (16/16, 1/1): Started every game at free safety, extending his consecutive games started streak to 80 ... Established a new career high with 103 total tackles (66 solo), third on the team ... Intercepted three passes (tied for third on the team), which he returned for 19 yards ... Voted AFC Defensive Player of the Week for his performance against San Francisco (12/20) when he intercepted a Steve



Young pass late in the game to set up a game-tying touchdown en route to a 24-21 victory over the 49ers ... Finished the game with six tackles ... Posted 10 tackles (season-high) in three games; vs. Indianapolis (9/13), vs. New York Jets (10/19) and vs. Miami (11/23) ... His 10 tackles vs. Indianapolis was complemented by a fumble recovery (Peyton Manning) at the Colts' 5-yard line ... The turnover resulted in a field goal in a 29-6 victory ... Intercepted his first pass of the season off Dan Marino at Miami (10/25) and returned it 19 yards ... He picked off a Doug Flutie pass in the Patriots' end zone at Buffalo (11/15) to end a Bills drive ... Finished the season with seven solo stops in a playoff loss at Jacksonville (1/3/99).


1997 (16/16, 2/2): Started every game at free safety ... Ranked fourth on the team with 95 total tackles (68 solos) ... Led the team in interceptions for the second consecutive year with six picks, which he returned for 109 yards ... Shared the team lead with 11 passes defended ... Forced one fumble and was credited with two fumble recoveries ... Added six tackles in two postseason contests ... Intercepted a Jim Everett pass and returned it 53 yards for a touchdown in the season opener vs. San Diego (8/31) ... It was his fourth career touchdown, the second off an interception ... Picked off a pair of John Elway passes at Denver (10/6) to set up a pair of Patriots scores and finished the game with eight tackles (six solo), three passes defended and a forced fumble ... He was named the Patriots' Miller Lite Player of the Game for his efforts ...

It was the fourth time in his career that he has intercepted a pair of passes in a game ... Intercepted his fourth

pass of the season and his third in two weeks in the first quarter vs. Buffalo (10/12) ... Led the team with eight tackles at the Jets (10/19) ... Recorded a season-high with 10 tackles vs. Green Bay (10/27) ... Recorded his fifth interception of the year and the 20th of his career at Buffalo (11/9) ... Matched his season high with 10 tackles (8 solos) and forced a fumble at Tampa Bay (11/16) ... Recovered a Marshall Faulk fumble in the first quarter vs. Indianapolis (11/30) and finished the game with nine tackles ... Named defensive captain vs. Pittsburgh (12/13) and intercepted his sixth pass of the season to set up a Patriots touchdown ... Finished the game with eight tackles ... Added a pair of tackles in the season finale at Miami (12/22), giving him a then career-high 95 stops for the year ... Posted three tackles in both of the Patriots' playoff games.

1996 (16/16, 3/3): Started every game for the Patriots, including each of the Patriots' playoff games ... Started 18 of those 19 games at free safety and filled in at cornerback for the injured Ricky Reynolds at Indianapolis (10/20) ... It was his first appearance at cornerback since making the transition from cornerback to safety in 1993 ... Finished second on the team with 92 total tackles (second only to MLB Ted Johnson) ... Led the team with four interceptions, which he returned for 50 yards ... Led the team with 13 passes defended, tying a personal best set in 1995 ... Ranked fifth on the team with 14 tackles in the playoffs, including five stops in Super Bowl XXXI, and led the team with two postseason interceptions ... Made five hits and forced a fumble in his Patriots debut at Miami (9/1) ... Finished with seven tackles (six solos) and intercepted his first pass of the season at Buffalo (9/8) ... Intercepted his second pass of the season in a 31-0 shutout of Arizona (9/15), which resulted in a 2-yard touchdown pass from Drew Bledsoe to Ben Coates ... Led the team with eight tackles and intercepted his third pass with a pick-off from his own end zone, ending a comeback attempt by the Ravens in a 46-38 victory over Baltimore (10/6) ... Recorded six tackles and had an interception negated by penalty vs. Washington (10/13) ... Started at right cornerback for the injured Ricky Reynolds and finished with eight tackles and returned a fumble 17 yards to set up a Patriots touchdown in a 27-9 victory over the Colts (10/20) ... Made seven tackles at the Jets (11/10) and was credited with three passes defended, including his fourth interception of the season ... His interception came off Jets quarterback Frank Reich, which he returned 35 yards ... Broke up a potential touchdown pass from Reich to Keyshawn Johnson in the third quarter ... Logged a season-high with nine stops vs. Denver (11/17) ... Recorded eight or more tackles in six games, including eight stops in the season finale at the Giants (12/21) ... Recorded three tackles and intercepted his first pass of his playoff career with a fourth quarter pickoff from Steelers quarterback Mike Tomczak (1/5/97) ... Intercepted a pass in the end zone from Jacksonville quarterback Mark Brunell with just 3:40 remaining in the AFC Champi-

... Intercepted his fourth pass of the season and his third in two weeks in the first quarter vs. Buffalo (10/12) ... Led the team with eight tackles at the Jets (10/19) ... Recorded a season-high with 10 tackles vs. Green Bay (10/27) ... Recorded his fifth interception of the year and the 20th of his career at Buffalo (11/9) ... Matched his season high with 10 tackles (8 solos) and forced a fumble at Tampa Bay (11/16) ... Recovered a Marshall Faulk fumble in the first quarter vs. Indianapolis (11/30) and finished the game with nine tackles ... Named defensive captain vs. Pittsburgh (12/13) and intercepted his sixth pass of the season to set up a Patriots touchdown ... Finished the game with eight tackles ... Added a pair of tackles in the season finale at Miami (12/22), giving him a then career-high 95 stops for the year ... Posted three tackles in both of the Patriots' playoff games.





onship Game (1/12/97) to help the Patriots secure just their second conference title in franchise history with a 20-6 victory ... Added five tackles in Super Bowl XXXI (1/26/97).

1995 (16/16, 1/1-Detroit): Started every game for the Lions at free safety after making the transition from strong safety in 1994 ... Finished the year with eight interceptions, more than doubling his career total in his previous three seasons (3) ... Led the league with 173 interception return yards, a 21.6-yard average ... Ranked second in the NFL with eight interceptions (behind Minnesota's Orlando Thomas' 9 ints.) ... His eight picks were the most by a Lion in 14 years (Jimmy Allen's 9 ints. in 1981) ... His 173 yards in returns were the most by a Lion since Lem Barney returned 10 interceptions for 232 yards during his All-Pro season ... Opened the season with an interception and five total tackles at Pittsburgh (9/3) ... Turned in a stellar defensive effort the following week at Minnesota (9/10) when he amassed a season-high 11 tackles (one shy of his career high) ... Intercepted Brett Favre on Green Bay's first two possessions of the game and returned them 29 and

24 yards respectively (10/29) in a 24-16 victory over their divisional rivals ... Tied a personal single-game high with his two interceptions (Nov. 24, 1994 vs. Buffalo) ... Had another "Big Play Day" two weeks later in a 27-24 victory over Tampa Bay (11/12) when he intercepted another pair of passes and returned them 32 and 11 yards, respectively ... He was credited with three total passes defended and five tackles in the game ... Closed out the season with interceptions and at least five tackles in each of the last three games (at Houston, vs. Jacksonville and at Tampa Bay) ... Recorded six stops (five solos) and returned an interception for a career long 39 yards vs. Jacksonville (12/17) ... His interception streak was nearly broken in the regular-season finale, but he kept it alive when he intercepted a pass on the final play of the game in a 37-10 victory over Tampa Bay (12/23) ... The win gave the Lions a 10-6 record and earned them a wild-card playoff berth.

1994 (16/16, 1/1-Detroit): Started every game at strong safety for the Lions and finished the season with 76 tackles (59 solos) and three forced fumbles ... Added 10 passes defended, including three interceptions ... Returned three punts for 20 yards, a 6.7 yard average ... Earned an opportunity to start at strong safety after a strong showing during the preseason ... Forced a fumble at Minnesota (9/11) ... Contributed to a defensive effort which yielded just 143 yards passing by San Francisco (10/19), their second-worst performance of the year ... Had the best game (statistically) of his career on Thanksgiving Day vs. Buffalo (11/24) when he amassed a career high 12 tackles and intercepted the first two passes of his career, returning the second one for 28 yards and a touchdown to seal the 35-21 win in the final minutes of the game ... The following week, he intercepted a Brett Favre pass late in the

fourth quarter to end a comeback bid by the Packers (12/4) and secure a 34-31 victory ... Forced his third fumble of the season and registered nine hits at Miami (12/25) ... Started and recorded five hits in the Lions' wild-card playoff loss to the Packers (12/31).

1993 (16/1, 1/0-Detroit): Made the transition from cornerback to safety in the

SINGLE-GAME CAREER HIGHS

Tackles:	12 vs. Buffalo (11/24/94)
Solo:	9 vs. Buffalo (11/24/94)
Assisted:	6 vs. Denver (11/17/96)
Interceptions:	2 at Denver (10/6/96)
	2 vs. Tampa Bay (11/12/95)
	2 vs. Green Bay (10/29/95)
	2 vs. Buffalo (11/24/94)
Sacks:	1 vs. Tampa Bay (11/7/93)
Touchdowns:	53-yd interception vs. San Diego (8/31/97)
	20-yd interception vs. Buffalo (11/24/94)
	39-yd FR at Minnesota (10/31/93)
	15-yd FR at New England (9/12/93)

preseason and played in every game for the Lions ... He was used primarily as a nickel or dime back in passing situations and on special teams throughout most of the season ... Finished the season with 33 total tackles, including a sack and four passes defended ... He was also credited with a forced fumble and two fumble recoveries ... Made his first career NFL start at free safety vs. Minnesota (12/5), replacing Harry Colon who was injured on the opening kickoff ... Scored on two fumble recoveries which he returned for touchdowns to become the Lions' first defensive player to score two touchdowns in a season since 1988 (George Jamison) ... Recorded eight solo tackles to lead the team and added a special teams stop in the season-opener at Atlanta (9/5) ... Scored his first career touchdown the following week at New England (9/12) when he recovered a fumble on the opening kickoff and returned it 15 yards to give the Lions a 7-0 lead with 14:49 remaining in the first quarter ... Scored again in a 30-27 victo-



ry over Minnesota (10/31) when he returned a fumble 39 yards for a touchdown ... Registered the first sack of his career in a 23-0 shutout of Tampa Bay when he caught QB Craig Erickson on a safety blitz ... Returned two kickoffs, the only two of his career, for 34 yards and a long of 20 at Chicago (12/26).

1992 (6/0-Detroit): Drafted in the eighth round as a cornerback out of Georgia Tech ... Played in the final six games of his rookie season after being activated from the Lions' practice squad on Nov. 20 and recorded six total tackles (four solos) and one pass defended ... He originally survived the mandatory roster reductions during the preseason of his rookie campaign, but was waived (9/4) two days before the season opener ... Re-signed with the Lions as a practice squad player ... Made his NFL debut at Cincinnati (11/22) and recorded one special teams tackle ... Received the most playing time of his rookie campaign in the season finale at San Francisco (12/28) when he recorded a solo stop and knocked down a pass.

College

Clay set Georgia Tech's all-time school record with 16 career pass interceptions, which he returned for 259 yards and one touchdown ... Returned punts for the Yellow Jack-

ets and set another school record with 101 career returns ... He finished his career ranked second in punt return yardage with 732 yards ... Totaled 173 total tackles (103 solo), 16 interceptions and returned 101 punts and nine kickoffs for 162 yards during his collegiate career. 1991: Earned Associated Press, *The Sporting News* and *Football News* Second-Team All-America honors and was an All-ACC first-team selection as a senior ... Led the conference and ranked third in the nation with nine interceptions for 66 yards and one touchdown that season ... Also returned 48 punts for 431 yards and one touchdown as a senior.

Personal

Willie James Clay was born the son of Marsha Clay on Sept. 5, 1970 in Pittsburgh, Pa. ... He earned all-state and All-American honorable mention recognition as a senior at Linsly High in Wheeling, W.Va. ... He was a three-sport all-state prep star, lettering four times each in football, basketball and baseball ... He enjoyed all sports growing up and was a fan of the NBA's New York Knicks, the NFL's Pittsburgh Steelers and MLB's Cincinnati Reds ... He majored in business at Georgia Tech and aspires to pursue a career in teaching and/or coaching after his playing career ... Willie has a son, Chad (12/1/96).

WILLIE CLAY

Pos: S **Ht:** 5-10 **Wt:** 200 **Year:** 8th **Acq:** UFA-96 (DET) **College:** Georgia Tech **Born:** 9/5/70 **Contract:** '99

Regular Season		Tackles					Interceptions					Miscellaneous					Punt Returns			Kick Returns		
Year	Team	G/S	TT	UT	A	S-Yd	No	Yds	Avg	Lg	TD	PD	FF	FR	TD	SpT	No	Yds	TD	No	Yds	TD
1992	Lions	6/1	6	4	2	0-0	0	0	0.0	0	0	1	0	0	0	4	0	0	0	0	0	0
1993	Lions	16/1	33	31	2	1-1	0	0	0.0	0	0	4	1	2	2	9	0	0	0	2	34	0
1994	Lions	16/16	76	59	17	0-0	3	54	18.0	28t	1	10	3	0	0	0	3	20	0	0	0	0
1995	Lions	16/16	67	50	17	0-0	8	173	21.6	39	0	13	0	0	0	1	5	49	0	0	0	0
1996	Patriots	16/16	92	73	19	0-0	4	50	12.5	35	0	13	1	1	0	0	0	0	0	0	0	0
1997	Patriots	16/16	95	68	27	0-0	6	109	18.2	53t	1	11	1	2	0	0	0	0	0	0	0	0
1998	Patriots	16/16	103	66	37	0-0	3	19	6.3	19	0	9	0	1	0	0	0	0	0	0	0	0
Totals-7 years		102/81	472	351	121	1-1	24	405	16.8	53t	2	61	6	6	2	14	8	69	0	2	34	0

Additional Statistics

Fumble Returns—1993 (2 for 54 yards, for TDs of 39 and 15 yards), 1996 (1 for 17 yards)

TDs (4)- 1993 (2, both on fumble returns), 1994 (28-yard interception return), 1997 (53-yard interception return)

Postseason		Tackles					Interceptions					Miscellaneous					Punt Returns			Kick Returns		
Year	Team	G/S	TT	UT	A	S-Yd	No	Yds	Avg	Lg	TD	PD	FF	FR	TD	SpT	No	Yds	TD	No	Yds	TD
1993	Lions	1/0	1	0	1	0-0	0	0	0.0	0	0	0	0	0	0	2	0	0	0	0	0	0
1994	Lions	1/1	5	4	1	0-0	0	0	0.0	0	0	0	0	0	0	0	0	0	0	0	0	0
1995	Lions	1/1	1	1	0	0-0	0	0	0.0	0	0	1	0	0	0	0	0	0	0	0	0	0
1996	Patriots	3/3	14	7	7	0-0	2	14	7.0	14	0	2	0	0	0	0	0	0	0	0	0	0
1997	Patriots	2/2	6	2	4	0-0	0	0	0.0	0	0	0	0	0	0	0	0	0	0	0	0	0
1998	Patriots	1/1	7	7	0	0-0	0	0	0.0	0	0	0	0	0	0	0	0	0	0	0	0	0
Totals-6 years		9/8	34	21	13	0-0	2	14	7.0	14	0	3	0	0	0	2	0	0	0	0	0	0



40 YEARS OF PATRIOTS FOOTBALL



Due to insufficient data, Clay's 1992-93 regular season and 1994-95 postseason game-by-game information were not listed.

CLAY'S CAREER GAME-BY-GAME

1994	Opponent	P/S	TT	UT	A	S/Yd	I/Yds	PD	FF	FR	TD	W/L	Score
09/04	Atlanta	S	2	1	1	-	-	-	-	-	-	-	W 31-28
09/11	at Minnesota	S	4	3	1	-	-	-	-	-	-	-	W 24-10
09/19	at Dallas	S	3	3	0	-	-	-	-	-	-	-	W 20-17
09/25	New England	S	7	7	0	-	-	-	-	-	-	-	W 17-23
10/02	at Tampa Bay	S	4	2	2	-	-	-	-	-	-	-	W 14-24
10/09	San Francisco	S	3	2	1	-	-	-	-	-	-	-	W 21-27
10/23	Chicago	S	4	1	3	-	-	-	-	-	-	-	W 21-16
10/30	at NY Giants	S	5	4	1	-	-	-	-	-	-	-	W 28-25
11/06	at Green Bay	S	2	1	1	-	-	-	-	-	-	-	W 30-38
11/13	Tampa Bay	S	6	4	2	-	-	-	-	-	-	-	W 14-9
11/20	at Chicago	S	6	5	1	-	-	-	-	-	-	-	W 10-20
11/24	Buffalo	S	12	9	3	-	-	-	-	-	-	-	W 25-21
12/04	Green Bay	S	2	2	0	-	-	-	-	-	-	-	W 34-31
12/10	at NY Jets	S	4	4	0	-	-	-	-	-	-	-	W 18-7
12/17	Minnesota	S	3	3	0	-	-	-	-	-	-	-	W 41-19
12/25	at Miami	S	9	8	1	-	-	-	-	-	-	-	W 20-27
1994 Totals			16/16	76	59	17	0	0	3/54	10	3	0	1 9-7

1995	Opponent	P/S	TT	UT	A	S/Yds	I/Yds	PD	FF	FR	TD	W/L	Score
09/03	at Pittsburgh	S	5	2	3	-	-	-	-	-	-	-	W 20-23
09/10	at Minnesota	S	11	8	3	-	-	-	-	-	-	-	W 10-20
09/17	Arizona	S	4	4	0	-	-	-	-	-	-	-	W 17-20
09/25	San Francisco	S	3	3	0	-	-	-	-	-	-	-	W 27-24
10/08	Cleveland	S	2	1	1	-	-	-	-	-	-	-	W 38-20
10/15	at Green Bay	S	2	2	0	-	-	-	-	-	-	-	W 21-30
10/22	at Washington	S	4	4	0	-	-	-	-	-	-	-	W 30-36
10/29	Green Bay	S	2	2	0	-	-	-	-	-	-	-	W 24-16
11/05	at Atlanta	S	3	3	0	-	-	-	-	-	-	-	W 22-34
11/12	Tampa Bay	S	5	3	2	-	-	-	-	-	-	-	W 27-24
11/19	at Chicago	S	2	2	0	-	-	-	-	-	-	-	W 24-17
11/23	Minnesota	S	4	4	0	-	-	-	-	-	-	-	W 44-38
12/04	Chicago	S	4	2	2	-	-	-	-	-	-	-	W 27-7
12/10	at Houston	S	5	2	3	-	-	-	-	-	-	-	W 24-17
12/17	Jacksonville	S	6	5	1	-	-	-	-	-	-	-	W 44-0
12/23	at Tampa Bay	S	5	3	2	-	-	-	-	-	-	-	W 37-10
1995 Totals			16/16	67	50	17	0	0	8/173	13	0	0	10-6

1996	Opponent	P/S	TT	UT	A	S/Yd	I/Yds	PD	FF	FR	TD	W/L	Score
09/01	at Miami	S	5	5	-	-	-	-	-	-	-	-	W 10-24
09/08	at Buffalo	S	7	6	1	-	-	-	-	-	-	-	W 10-17
09/15	Arizona	S	3	3	-	-	-	-	-	-	-	-	W 31-0
09/22	Jacksonville	S	4	3	1	-	-	-	-	-	-	-	W 28-25
10/06	at Baltimore	S	8	8	-	-	-	-	-	-	-	-	W 46-38
10/13	Washington	S	6	5	1	-	-	-	-	-	-	-	W 22-27
10/20	at Indianapolis	S	8	8	-	-	-	-	-	-	-	-	W 27-9
10/27	Buffalo	S	5	5	-	-	-	-	-	-	-	-	W 28-25
11/03	Miami	S	8	4	4	-	-	-	-	-	-	-	W 42-23
11/10	at N.Y. Jets	S	7	6	1	-	-	-	-	-	-	-	W 31-27
11/17	Denver	S	9	3	6	-	-	-	-	-	-	-	W 8-34
11/24	Indianapolis	S	8	6	2	-	-	-	-	-	-	-	W 27-13
12/01	at San Diego	S	-	-	-	-	-	-	-	-	-	-	W 45-7

1996	Opponent	P/S	TT	UT	A	S/Yd	I/Yds	PD	FF	FR	TD	W/L	Score
12/08	New York Jets	S	3	3	-	-	-	-	-	-	-	-	W 24-10
12/15	at Dallas	S	3	3	-	-	-	-	-	-	-	-	W 6-12
12/21	at N.Y. Giants	S	8	5	3	-	-	-	-	-	-	-	W 23-22
1996 Totals			16/16	92	73	19	0	0	4/50	13	1	1	11-5
01/05	Pittsburgh	S	3	0	3	-	-	-	-	-	-	-	W 28-3
01/12	Jacksonville	S	6	3	3	-	-	-	-	-	-	-	W 20-6
01/26	vs. Green Bay	S	5	4	1	-	-	-	-	-	-	-	W 21-35
1996 Postseason			3/3	14	7	7	0	0	2/14	2	0	0	2-1


1997	Opponent	P/S	TT	UT	A	S/Yd	I/Yds	PD	FF	FR	TD	W/L	Score
08/31	San Diego	S	5	1	4	-	-	-	-	-	-	-	W 41-7
09/07	at Indianapolis	S	3	2	1	-	-	-	-	-	-	-	W 31-6
09/14	New York Jets	S	4	4	0	-	-	-	-	-	-	-	W 627-24
09/21	Chicago	S	5	2	3	-	-	-	-	-	-	-	W 31-3
10/06	at Denver	S	8	6	2	-	-	-	-	-	-	-	W 13-34
10/12	Buffalo	S	5	4	1	-	-	-	-	-	-	-	W 33-6
10/19	at New York Jets	S	8	6	2	-	-	-	-	-	-	-	W 19-24
10/27	Green Bay	S	10	8	2	-	-	-	-	-	-	-	W 10-28
11/02	at Minnesota	S	6	6	0	-	-	-	-	-	-	-	W 18-23
11/09	at Buffalo	S	3	3	0	-	-	-	-	-	-	-	W 31-10
11/16	at Tampa Bay	S	10	8	2	-	-	-	-	-	-	-	W 7-27
11/23	Miami	S	7	5	2	-	-	-	-	-	-	-	W 27-24
11/30	Indianapolis	S	9	6	3	-	-	-	-	-	-	-	W 20-17
12/07	at Jacksonville	S	2	1	1	-	-	-	-	-	-	-	W 26-20
12/13	Pittsburgh	S	8	4	4	-	-	-	-	-	-	-	W 21-24
12/22	at Miami	S	2	2	0	-	-	-	-	-	-	-	W 14-12
1997 Totals			16/16	95	68	27	0	0	6/109	11	2	1	10-6
12/28	Miami	S	3	2	1	-	-	-	-	-	-	-	W 17-3
01/03	at Pittsburgh	S	1	0	1	-	-	-	-	-	-	-	W 6-7
1997 Postseason			2/2	4	2	2	0	0	0	0	0	0	1-1

1998	Opponent	P/S	TT	UT	A	S/Yd	I/Yds	PD	FF	FR	TD	W/L	Score
09/07	at Denver	S	3	3	0	-	-	-	-	-	-	-	W 21-27
09/13	Indianapolis	S	10	6	4	-	-	-	-	-	-	-	W 29-6
09/20	Tennessee	S	7	4	3	-	-	-	-	-	-	-	W 27-16
10/04	at New Orleans	S	2	2	0	-	-	-	-	-	-	-	W 30-27
10/11	Kansas City	S	2	1	1	-	-	-	-	-	-	-	W 40-10
10/19	New York Jets	S	10	7	3	-	-	-	-	-	-	-	W 14-24
10/25	at Miami	S	6	4	2	-	-	-	-	-	-	-	W 9-12
11/01	at Indianapolis	S	5	1	4	-	-	-	-	-	-	-	W 21-16
11/08	Atlanta	S	6	5	1	-	-	-	-	-	-	-	W 10-41
11/15	at Buffalo	S	8	3	5	-	-	-	-	-	-	-	W 10-13
11/23	Miami	S	10	7	3	-	-	-	-	-	-	-	W 26-23
11/29	Buffalo	S	9	4	5	-	-	-	-	-	-	-	W 25-21
12/06	at Pittsburgh	S	5	2	3	-	-	-	-	-	-	-	W 23-9
12/13	at St. Louis	S	7	6	1	-	-	-	-	-	-	-	W 18-32
12/20	San Francisco	S	6	5	1	-	-	-	-	-	-	-	W 24-21
12/27	at New York Jets	S	7	6	1	-	-	-	-	-	-	-	W 10-31
1998 Totals			16/16	103	66	37	0	0	3/19	9	0	1	9-7
01/03	at Jacksonville	S	7	7	0	-	-	-	-	-	-	-	W 10-25



BEN COATES

TIGHT END



HEIGHT: 6-5 **WEIGHT:** 245 **YEAR:** 9TH
YRS/PAT: 9TH **ACQUIRED:** D5b (124TH) 1991
SCHOOL: LIVINGSTONE COLLEGE **MAJOR:** SPORTS MANAGEMENT
BORN: AUG. 16, 1969 GREENWOOD, S.C.



PRO BOWL '94 '95 '96 '97 '98



Career Transactions

Ben Coates was drafted by the Patriots with their second pick in the fifth round of the 1991 NFL Draft (124th player selected) ... The Patriots acquired the selection along with a 1992 fourth-round selection (100th overall — traded to Phoenix) from the Los Angeles Raiders in exchange for the Patriots' fourth-round selection in the 1991 Draft (100th overall — Raghib Ismail) ... Signed with the Patriots (4/25/91) ... Became a restricted free agent (2/17/94) and re-signed with the Patriots (4/2/94) ... Signed a three-year extension (5/3/97).

Career Highlights

(GP/GS: 126/90; 7/7)

- ★ Ben holds the NFL's single-season reception record for a tight end, which he set in 1994 with 96 receptions. It also established a franchise single-season reception record.
- ★ Ben enters the 1999 season leading all tight ends in receptions (372) and touchdown receptions (36) since 1994.
- ★ He enters the 1999 season ranked seventh among the Patriots' all-time leading scorers with 290 career points.
- ★ He has caught over 50 passes and scored at least five touchdowns in each of his last six seasons — which are franchise records.
- ★ He enters the season with 48 career touchdowns, second only to Stanley Morgan (67) in franchise history.
- ★ Set a franchise record with receptions in 63 consecutive games from 1992-96.
- ★ Ben owns franchise records for most receptions in a sea-

son (96), most receptions in a game (12), most consecutive games with a reception (63), and shares another team record with 3 touchdowns in a game.

- ★ He enters the 1999 season with 458 career receptions (second in franchise history) for 5,101 yards (third) and 48 touchdowns (second).
- ★ He has led the team in touchdown receptions for six consecutive seasons.

★ He and Drew Bledsoe have combined for 43 career touchdown receptions. Only Steve Young and Jerry Rice have combined for more touchdowns during their careers (72) among active passing tandems.

★ Grabbed a short pass and raced 84 yards for a touchdown vs. Miami (11/3/96). It was the longest reception of his career.

★ Posted a game-high with six receptions for 67 yards and one touchdown in Super Bowl XXXI.

★ Ben missed the second game of the 1998 season due to an ankle injury, snapping a streak of 113 consecutive games played, dating back to 1991.

NOTES

- ★ Ben set a franchise record with 96 receptions in 1994. His total also broke the NFL tight end record of 95, set by Todd Christensen in 1986.
- ★ Ben opted for basketball and track rather than football during his sophomore year at Livingstone College. He returned to football the following year and became the first player in the school's history to be drafted into the NFL.
- ★ Ben enjoys fishing when he is away from football.
- ★ Ben spent the 1998 off season in the Patriots' conditioning program.


Seasonal Reviews

1998 (14/14, 1/1): Earned his fifth consecutive trip to the Pro Bowl after starting 14 games for the Patriots and leading the team in receptions for the fifth time in six years ... Missed the second game of the season vs. Indianapolis (9/13) due to an ankle injury ... Listed among the Patriots' inactives at St. Louis (12/13) ... Finished



the year with 67 receptions for 668 yards (9.9 avg.) and six touchdowns ... His six touchdowns led the team for the sixth consecutive year ... He has had no fewer than six touchdowns in a single season since 1993 ... Earned Associated Press All-Pro honors (2nd team) ... Either led or shared game-high honors in receptions in seven of his 14 games played ... Led the team with seven receptions for 78 yards in a 30-27 victory over New Orleans (10/4) ... Caught two passes, both for touchdowns, in a 40-10 blowout of Kansas City (10/11) ... They were his first touchdowns of the season ... His first of the day, a 2-yard dump pass from Bledsoe, gave the Patriots a 24-0 lead and moved Coates into second place on the Patriots' all-time touchdown reception leaders with 43 (ahead of Gino Cappelletti's 42 career touchdown receptions) ... It was the only multiple touchdown game of the season by a Patriots receiver ... Led or shared game-high receiving honors in six consecutive games, beginning with four receptions for 49 yards at Miami (10/25) ... Recorded a season-high 10 receptions for 109 yards at Indianapolis (11/1) to earn Miller Lite Player of the Game honors ... It was his fourth Miller Lite Player of the Game award, the second earned playing against Indianapolis ... Followed with five receptions and a touchdown vs. Atlanta (11/8) ... Held game-high honors with four receptions and 70 yards at Buffalo (11/15) to earn Miller Lite Player of the Game honors for the second time in three weeks ... Played a big role in back-to-back come-from-behind victories over division foes Miami and Buffalo in Weeks 12 and 13 ... Led the team with nine receptions for 78 yards and a touchdown, helping the Patriots to a 26-23 victory over Miami (11/23) ... Tied his season-high with 10 receptions the following week vs. Buffalo (11/29) ... His 10th

reception of the day was the game-winning touchdown with no time remaining on the game clock to give the Patriots a 25-21 victory



NFL RECORD BOOK

SINGLE-SEASON RECEPTION LEADERS BY A TIGHT END

Rk	No	Player	Team	Year
1.	96	*Ben Coates	New England	1994
2.	95	Todd Christensen	Raiders	1986
3.	92	Todd Christensen	Raiders	1983
4.	89	Kellen Winslow	San Diego	1980
5.	89	Ozzie Newsome	Cleveland	1984
6.	89	Ozzie Newsome	Cleveland	1983
7.	88	Kellen Winslow	San Diego	1981
8.	88	Kellen Winslow	San Diego	1983
9.	87	*Shannon Sharpe	Denver	1994
10.	84	*Ben Coates	New England	1995

CAREER RECEPTION LEADERS BY A TIGHT END

Rk	Tight End	Games	No	Yds	Avg	TDFum
1.	Ozzie Newsome	198	662	7980	12.1	47 3
2.	Kellen Winslow	109	541	6741	12.5	45 11
3.	*Shannon Sharpe	139	529	6759	12.8	44 7
4.	Steve Jordan	176	498	6370	12.7	29 11
5.	Jackie Smith	210	480	7918	16.5	40 na
6.	Mickey Shuler	180	462	5100	11.0	37 9
7.	Todd Christensen	137	461	5872	12.7	41 6
8.	*Ben Coates	126	458	5101	11.1	48 8

CONSECUTIVE 50+ SEASONS

Consecutive Seasons	Tight End	Years
7	*Shannon Sharpe	1992-98
6	*Ben Coates	1993-98
5	Kellen Winslow	1980-84

* - Represents Active Player

... Caught six passes for 78 yards to help the Patriots to their third consecutive victory, a 23-9 win at Pittsburgh (12/6) ... Caught two passes for 10 yards in the playoff loss at Jacksonville (1/3).

1997 (16/16, 2/2): Earned his fourth consecutive trip to the Pro Bowl after starting every game for the Patriots and leading the team in receptions for the fourth time in the last five years ... Finished the year with 66 receptions for 737 yards (11.2 avg.) and eight touchdowns ... His 66 receptions were the third highest single-season total of his career ... His eight touchdowns led the team and ranked second (behind K Adam Vinatieri) in scoring ... Earned All-Pro honors from *Sports Illustrated*, All-AFC honors from *Football News* and second-team All-Pro honors from *College and Pro Football Newsweekly* ... Finished second in the league in receptions by a tight end, trailing Denver's Shannon Sharpe by six catches, but had five more touchdowns than Sharpe ... Caught a 4-yard touchdown pass from Drew Bled-



soe just 5:01 into the season opener in a 41-7 blowout over San Diego (8/31) ... His touchdown was the first recorded in 1997 (approx. 1:14 p.m. EDT) ... Finished the game with four receptions for 60 yards and a touchdown ... Led the team with four receptions for 54 yards in a 31-6 victory at Indianapolis (9/7) ... Selected as offensive team captain prior to the Jets game (9/14) and caught a 32-yard touchdown pass in a 27-24 overtime victory ... Caught a season-high six passes for 61 yards in a 31-3 victory over Chicago (9/21) ... Led the team with five receptions for 65 yards at Denver (10/6) ... Capped a game-opening drive with a 20-yard touchdown reception in a 33-6 victory over Buffalo (10/12) ... Finished the game with

a season-high 92 yards on just four receptions ... Scored his fourth touchdown of the season and the 38th of his career at the Jets (10/19) ... Caught a touchdown pass for the third consecutive week vs. Green Bay (10/27) ... Sustained an injury to his left foot, yet remained in the game and caught five passes for 58 yards at Minnesota (11/2) ... Scored his sixth touchdown of the year and moved ahead of Irving Fryar (363 receptions) into second place among the Patriots' all-time leading receivers ... Named offensive team captain vs. Miami (11/23) and finished with three catches for 39 yards ... Caught six passes for 54 yards and a touchdown in a 26-20 victory at Jacksonville (12/7) ... Scored his eighth touchdown of the season and the 42nd of his career vs. Pittsburgh (12/13) and moved into a second-place tie with Gino Cappelletti among the team's all-time leading touchdown reception leaders ... Caught four passes for 28 yards in the season finale at Miami (12/22), extending his consecutive game reception streak to 17 games ... Sprained his right thumb during the game, but still set a Patriots playoff record vs. Miami (12/28) with his fourth reception of the

game- his 20th career postseason reception ... Sprained his right knee in the divisional playoff game at Pittsburgh (1/3) and did not return ... It was the first postseason game of his career in which he did not record a reception.

1996 (16/15, 3/3): Earned his third consecutive trip to the Pro Bowl after starting 15 of 16 regular season games for

the Patriots and totaling 62 receptions for 682 yards and nine touchdowns ... Earned First-Team All-Pro honors by *USA Today* and was selected second-team All-AFC by UPI ... Led the team with nine touchdown receptions ... Finished second on the team with 62 receptions, trailing Terry Glenn's 90

TOUCHDOWN TANDEM

Drew Bledsoe and Ben Coates have connected for 43 touchdown passes during their careers. Only Steve Young and Jerry Rice boast more touchdowns in the league today. The Patriots pair is tied for second place with the Dallas duo of Troy Aikman and Michael Irvin.

No. Passing Tandem

- 72 Steve Young and Jerry Rice (1988-98)
- 43 **Drew Bledsoe and Ben Coates (1993-98)**
- 43 Troy Aikman and Michael Irvin (1989-98)

catches, which broke a three-year streak of leading the team in receptions ... His 682 yards receiving ranked third, trailing Glenn (1,132 yards) and Shawn Jefferson (771) ... Led the team in receptions in four games, including the season opener at Miami (9/1) when he caught six passes for 69 yards and a touchdown ... Led the team with six receptions for 61 yards and a touchdown vs. Arizona (9/15) ... Registered a season-high and led the team with seven receptions for 83 yards and a touchdown at Baltimore (10/6), including an acrobatic third down reception to keep the Patriots drive alive in the second quarter ... Earned Miller Lite Player of the Game honors, as voted by the New England media, after catching five passes for 135 yards and two touchdowns, including a career-long 84-yard touchdown reception vs. Miami (11/3) ... It was his first 100-yard game since the 1995 season opener vs. Cleveland (9/3) ... His 84-yard reception was the longest completion of Drew Bledsoe's career and was the fourth longest completion in franchise history ... It was also the third longest completion in the NFL in '96 ... Caught his seventh touchdown pass of the season at the Jets

A TIGHT (END) RACE

Since becoming a full-time starter in 1994, Ben Coates has been in a tight race with Denver's Shannon Sharpe for top tight end honors in the NFL. Both players have been voted to each of the past five Pro Bowls. The league's top three tight end receiving totals since 1994 are listed below:

Receptions

372 **Ben Coates**
 366 Shannon Sharpe
 263 Wesley Walls

Yards

4,703 Shannon Sharpe
4,151 Ben Coates
 3,065 Wesley Walls

Touchdowns

36 **Ben Coates**
 31 Shannon Sharpe
 25 Wesley Walls



(11/10), a 17-yard toss from Bledsoe which tied the game at 24 ... Converted a first down with a 2-yard reception on fourth-and-two in the fourth quarter, which led to the game-winning touchdown on a 2-yard pass from Bledsoe to Byars to secure the 31-27 victory ... Did not start vs. Indianapolis (11/24), snapping a 22-game starting streak, but did catch one pass in the third quarter to extend his consecutive game reception streak to 61 games ... Led the team in receiving with six catches for 71 yards (11.8 avg.) at San Diego (12/1), including a 22-yard reception to open the game ... Scored his eighth touchdown of the season with a 2-yard reception vs. the Jets (12/8), extending his consecutive game reception streak to a team-record 63 games ... Did not have a reception at Dallas (12/15), snapping his franchise record consecutive game reception streak at 63 games, which began on Dec. 27, 1992 vs. Miami ... Closed out the regular season with three receptions for 19 yards and scored his ninth touchdown of the season at the Giants (12/21) ... Recorded each of his three receptions in the fourth quarter and capped a 23-22 come-from-behind victory with a game-winning touchdown with just 1:32 remaining in the game ... His nine touchdown receptions set a single-season career high and tied him with three others for fourth place among the Patriots' all-time single season touchdown reception leaders ... Grabbed three receptions for 18 yards in the Patriots' 28-3 divisional playoff victory over the Pittsburgh Steelers (1/5/97) ... Caught one pass for five yards in the AFC Championship victory over Jacksonville (1/12/97) ... Recorded a game-high with six receptions for 67 yards and a touchdown in Super Bowl XXXI (1/26/97).

1995 (16/15): Coates led the Patriots in receiving for the third consecutive year and tied Stanley Morgan's 84 reception performance (in 1986) to rank second (behind his own record of 96 receptions) among the franchise's all-time single-season reception leaders ... Finished the year with 84 catches for 915 yards and six touchdowns to lead all NFL tight ends for the second consecutive year, despite drawing multiple defensive coverages designed to stop him ... Earned Associated Press First-Team All-Pro honors and returned to represent the AFC in the Pro Bowl for his second straight season ... Earned numerous postseason awards for his 1995 performance, duplicating many of the honors he received in 1994 ... Ranked fifth in the AFC in receptions (84) and ninth in the conference in receiving yards (915) ... 30 of Coates' 84 receptions and four of his six touchdowns came on third down ... Over 60 percent of his receptions (51 of 84) were good for Patriots first downs ... Opened the season with nine catches for 106 yards vs. Cleveland (9/3), his seventh 100-yard performance of his career ... Became a magnet in the red zone, attracting multiple defenders every time the Patriots penetrated enemy territory ... Recorded his first touchdown of the year in the 10th game of the season at Miami (11/12) ... The 8-yard touchdown was one of just two receptions on the day ... Rebounded with nine receptions for 89 yards vs. Indianapolis (11/19) ... Followed that performance with his first career "hat trick" (three-touchdown game), on just six receptions (60 yards) at Buffalo (11/26) ... Grabbed seven receptions for 90 yards the following week vs. New Orleans (12/3) ... Recorded a season-high with 11 catches for 83 yards and two touchdowns at Pittsburgh (12/16)

PATRIOTS RECORD BOOK

ALL-TIME SCORING LEADERS

Entering the 1999 season, Ben Coates ranks seventh among the franchise's all-time leading scorers. Four of the top five are kickers, including current Patriot placekicker Adam Vinatieri. The franchise's Top 10 scorers are listed below:

Player	Years	Touchdowns						
		TD	Ru	Pa	Rt	FG	PAT	Total
Gino Cappelletti	1960-70	42	0	42	0	176	342	1130
John Smith	1974-83	0	0	0	0	128	308	692
Tony Franklin	1984-87	0	0	0	0	93	163	442
Stanley Morgan	1977-89	68	0	67	1	0	0	408
Adam Vinatieri	1996-98	0	0	0	0	83	111	362
Sam Cunningham	1973-82*	49	43	6	0	0	0	294
Ben Coates	1991-98	48	0	48	0	0	0	290
Jim Nance	1965-71	46	45	1	0	0	0	276
Tony Collins	1981-87	44	32	12	0	0	0	264
Larry Garron	1960-68	42	14	26	2	0	0	252

* Missed 1980 Season

SINGLE-GAME RECEPTION LEADERS

In addition to holding the franchise's single-season reception record, Ben Coates also holds the single-game reception record, which he set with a 12-reception game at Indianapolis on Nov. 27, 1994. Below is a list of the top single-game performances in franchise history:

- No. Player, Opponent, Date (Yards)**
- 12 Ben Coates at Indianapolis, 11/27/94 (119 yards)**
 - 11 Ben Coates at Pittsburgh, 12/16/95 (83)**
 - Leroy Thompson vs. Minnesota, 11/13/94 (74)
 - Tony Collins vs. Philadelphia, 11/29/87 (100)
 - Art Graham vs. Kansas City, 11/20/66 (134)
 - 10 Ben Coates at Indianapolis, 11/1/98 (109)**
 - 10 Ben Coates vs. Buffalo, 11/29/98 (70)**
 - 10 Ben Coates vs. Minnesota, 11/13/94 (74)**
 - Michael Timpson vs. Minnesota, 11/13/94 (113)
 - Tony Romeo vs. Kansas City, 11/17/63 (149)
 - Tony Collins at L.A. Rams, 11/16/86 (66)
 - Marv Cook vs. Houston, 9/22/91 (99 yards)

**COATES VS. THE NFL**

Team	G/S	No	Yds	Avg	Lg	TD	W-L
Arizona	3/1	10	85	8.5	15	3	2-1
Atlanta	3/2	7	20	2.9	6	1	0-3
Baltimore	1/1	7	83	11.9	23	1	1-0
Buffalo	16/10	66	797	12.1	54t	10	8-8
Carolina	1/1	4	41	10.3	17	0	0-1
Chicago	2/2	9	87	9.7	23	0	2-0
Cincinnati	4/2	12	140	11.7	23	1	2-2
Cleveland*	6/4	24	280	11.7	24	1	2-4
Dallas	1/1	0	0	0.0	0	0	0-1
Denver	6/4	18	206	11.4	33	0	0-6
Detroit	2/2	10	88	8.8	21	1	1-1
Green Bay*	3/3	15	168	11.2	26	2	1-2
Indianapolis	15/9	63	717	11.4	45	4	11-4
Jacksonville*	4/4	13	96	7.4	27	2	3-1
Kansas City	3/2	5	47	9.4	18	2	1-2
Miami*	17/14	61	791	13.9	84t	9	7-10
Minnesota	3/2	16	149	9.3	18	0	2-1
N.Y. Giants	1/1	3	19	6.3	13t	1	1-0
N.Y. Jets	16/12	39	440	11.3	39	4	8-8
New Orleans	3/2	15	175	11.7	27	0	1-2
Oakland	1/1	9	123	13.7	26	0	0-1
Pittsburgh*	7/6	28	251	9.0	30	4	2-5
St. Louis	1/0	0	0	0.0	0	0	0-1
San Diego	3/3	12	153	12.8	35	1	3-0
San Francisco	3/3	13	142	10.9	31	1	1-2
Seattle	3/2	8	63	7.9	25	1	0-3
Tampa Bay	1/1	3	27	9.0	11	0	0-1
Tenn./Houston	3/1	5	83	16.6	39	0	2-1
Washington	1/1	5	34	6.8	12	0	0-1

* indicates playoff games are included in totals

... His 11 receptions tied three others (Leroy Thompson, Tony Collins and Art Graham) to rank second among the Patriots' all-time single-game reception leaders ... His two touchdowns at Pittsburgh marked the sixth multiple touchdown performance of his career, with two multiple touchdown outings in each of the last three seasons ... Closed out the season with four receptions for 56 yards at Indianapolis ... 70 of his 84 receptions were caught within 10 yards from the line of scrimmage, yet he averaged over 10 yards per reception, totaling 362 yards after the catch ... Turned a short pass across the middle into a season-long 35-yard reception vs. Buffalo (10/23) ... His longest touchdown reception of the year was 15 yards ... Five of his six touchdowns were scored from within the 10-yard line ... Had just four dropped balls all season.

1994 (16/16, 1/1): Earned First-Team All-Pro honors for his record-breaking performance in 1994 ... Elected to his first Pro Bowl as a starter ... Led the Patriots in receptions (96),

receiving yards (1,174), longest reception (62-yard touchdown) and most touchdown receptions (7) ... His 96 catches set an NFL receiving record by a tight end, breaking Todd Christensen's record of 95 receptions in 1986 ... Coates eclipsed the Patriots' reception record of 84 catches set by Stanley Morgan in 1986 ... Led the AFC in receptions and finished fourth in the NFL following only Minnesota's Cris Carter (122 receptions), San Francisco's Jerry Rice (112) and Atlanta's Terance Mathis (111) ... His 1,174 yards receiving ranked fourth in the AFC and ninth in the NFL ... His 1,174 receiving yards was the second-best single-season performance in franchise history, trailing only Stanley Morgan's 1,491 yards in 1986 ... Eclipsed the 100-yard receiving plateau five times ... Led the team in receptions in eight games ... He caught more passes in 16 games in 1994 (96 total) than he had in his 48 previous games from 1991 through 1993 (83 total receptions) ... Opened the season with a career-high 161-yard effort on eight receptions (20.1 avg.) including touchdowns of two and 62 yards at Miami (9/4) ... His 161 receiving yards ranks sixth in team history ... The 62-yard reception was the longest of the season ... Followed with nine receptions for 124 yards (13.8 avg.) and two touchdowns vs. Buffalo (9/11) ... Two scores vs. Buffalo was the third consecutive two-touchdown effort dating back to the '93 season finale vs. Miami (1/2/94) ... Recorded eight receptions for 108 yards in a 31-28 victory at Cincinnati (9/18), his third consecutive 100-yard game of the season ... Scored on a 7-yard reception with just 27 seconds remaining in the first half in a 23-17 victory over Detroit (9/25) ... Led the Patriots with six catches for 87 yards in a 17-16 victory over Green Bay (10/2) ... Followed with nine receptions for 123 yards vs. the Raiders (10/9) ... Led the team with seven receptions for 92 yards the following week at New York (10/16) ... Set a Patriots record with 12 receptions for 119 yards (9.9 avg.) in a 12-10 victory at Indianapolis (11/27) ... The previous franchise record was 11 receptions in a game, set by Art Graham in 1966 and later tied by Tony Collins (11/29/87), Leroy Thompson (11/13/94) and equaled in 1995 by Coates (12/16/95) ... Led the Patriots receiving efforts in two of the final three games of the season with six grabs and a touchdown vs. Indianapolis (12/11) and five catches and a touchdown at Buffalo (12/18) ... Capped his All-Pro year with six receptions for 79 yards in the playoff loss at Cleveland (1/1/95) ... Caught twice as many passes as the leading receivers on two other teams — Cleveland's Derrick Alexander (48 receptions) and Tampa Bay's Lawrence Dawsey (46).



1993 (16/10): Started 10 of the 16 games he played, including the final seven of the season ... Led the team with 53 receptions ... Finished the season ranked sixth among NFL tight ends in receptions and second in touchdown receptions with eight ... His eight touchdowns led the team and ranked fourth in the AFC ... Averaged one touchdown for every 6.6 receptions ... Voted the Offensive Player of the Year by the 1776 Quarterback Club of New England ... Credited with six special teams tackles and added two tackles after Patriot turnovers ... His longest reception of the year was a pass over the middle which he turned into a 54-yard touchdown in the season opener at Buffalo (9/5) ... It was the first career touchdown pass thrown by quarterback Drew Bledsoe ... Recorded a season-high six receptions on three occasions ... Grabbed six aerials for 39 yards in the home opener vs. Detroit (9/12) ... Registered his first 100-yard game at Indianapolis (10/31) with six receptions for 108 yards to earn Miller Lite Player of the Game honors, as selected by a local media panel ... Added six catches for 95 yards and two touchdowns in the 33-27 OT victory over Miami in the season finale (12/94) ... Scored two touchdowns on only four catches in the Patriots' first victory of the season, 23-21 at Phoenix (10/10) ... Was the only Patriots receiver to top the single-game 100-yard plateau in 1993 ... Led the Patriots in receptions in six games and in receiving yards on five occasions.

1992 (16/2): Played in all 16 games with starts vs. San Francisco (10/11) and at Kansas City (12/13) ... Caught 20 passes for 171 yards and three touchdowns ... Credited with six special teams stops ... Had season-high five receptions for 45 yards and a touchdown vs. San Francisco (10/11) ... Caught three passes for 35 yards and a touchdown vs. Cleveland (10/25) ... Had a 2-yard touchdown reception at Indianapolis (11/15).

1991 (16/2): Played in all 16 games during rookie season ... Started two games at tight end when Patriots opened up in a two tight end formation ... Finished the season with 10 receptions for 95 yards and a touchdown ... Led the team in special teams tackles with 12 ... First career reception was a 6-yard pass from Tommy Hodson in the season opener at Indianapolis (9/1) ... Caught second pass of his career and added two special teams tackles vs. Minnesota (10/20) ... Had a season-high four catches for 41 yards at Buffalo (11/3) ... Caught first career touchdown with seven seconds left in regulation to tie the game in a 23-17 overtime victory vs. Indianapolis (12/8).

College

Three-year letterman at Livingstone College in Salisbury, N.C. (1987-88, 1990) ... Earned First-Team All-CIAA and Black College Sports All-American honors as a senior after catching 36 passes for 504 yards (14.0 avg.) and nine touchdowns ... Played basketball as a junior after sitting out the football season ... Finished collegiate career with 103 receptions for 1,228 yards and 18 touchdowns ... Took home Livingstone's Most Valuable Player awards in 1987, 1988 and 1990 ... Won the Baxter Holman Memorial Award as a freshman and the S.W. Lancaster Award as a sophomore.

Personal

Ben Terrence Coates was born on Aug. 16, 1969 in Greenwood, S.C. ... Played only one season of football at Greenwood (S.C.) High and was voted the team's Most Valuable Player ... Majored in sports management at Livingstone College ... Earned Most Improved Player honors on the Livingstone College track team as a sophomore ... Ben is married (Yvette) and has five children: Lauren, Brianna, Brittany, Destiny and Ben Jr.

BEN COATES

Pos: TE Ht: 6-5 Wt: 245 Year: 9th Acq: D5b (124th) '91 College: Livingstone Born: 8/16/69 Contract: '00

			Receiving					Rushing			Fumbles		Tackles		Postseason Receiving						
Year	Team	G/S	No	Yds	Avg	Lg	TD	No	Yds	TD	No	Lost	Misc.	SpT	G/S	No	Yds	Avg	Lg	TD	
1991	Patriots	16/2	10	95	9.5	17	1	1	-6	0	0	0	0	12	--	--	--	--	--	--	
1992	Patriots	16/2	20	171	8.6	22t	3	1	2	0	1	1	0	6	--	--	--	--	--	--	
1993	Patriots	16/10	53	659	12.4	54t	8	0	0	0	0	0	2	6	--	--	--	--	--	--	
1994	Patriots	16/16	96	1,174	12.2	62t	7	1	0	0	2	1	2	0	1/1	6	79	13.2	24	0	
1995	Patriots	16/15	84	915	10.9	35	6	0	0	0	4	4	1	0	--	--	--	--	--	--	
1996	Patriots	16/15	62	682	11.0	84t	9	0	0	0	1	1	0	0	3/3	10	90	9	19	1	
1997	Patriots	16/16	66	737	11.2	35	8	0	0	0	0	0	3	0	2/2	4	25	6.3	9	0	
1998	Patriots	14/14	67	668	10.0	33	6	0	0	0	0	0	2	0	1/1	2	10	5.0	8	0	
Totals-8 years			126/90	458	5,101	11.1	84t	48	3	-4	0	8	7	10	24	7/7	22	204	9.3	24	1

Other Statistics: Two-point Conversions—1996 (1); Kickoff Returns—1991 (1 for 6 yards), 1997 (1 for 20 yards)

Fumbles Recovered/Fumbled Out of Bounds—1994 (2/1) Additional Playoff Statistics: Misc. Tackles—1994 (1), 1997 (1)



HONORS AND AWARDS

1993 Awards

- 1776 Quarterback Club Offensive Player of the Year

1994 Awards

- Associated Press First-Team All-Pro Selection
- UPI First-Team All-AFC Selection
- First-Team Pro Bowl Selection
- *USA Today* All-Pro Team
- CNN All-Pro Team
- *Pro Football Weekly* All-NFL Team
- *Pro Football Weekly* All-AFC Team
- *Football Digest* First-Team All-Pro Selection
- *College and Pro Football Newsweekly* All-Pro
- *Football News* First-Team All-AFC
- Tom Jackson's Pro Football Update 1st-Team All-NFL
- 1776 Quarterback Club Co-Offensive MVP
- Patriots' Miller Lite Player of the Game — at Indianapolis (11/27)
- Staples Star of the Game — vs. Buffalo (9/11)
- Staples Star of the Game — at Indianapolis (11/27)

1995 Awards

- Associated Press First-Team All-Pro Selection
- UPI First-Team All-AFC Selection
- First-Team Pro Bowl Selection
- Pro Football Writers of America All-Pro Team
- NFL Alumni Tight End of the Year
- *USA Today* All-Pro Team
- *Sports Illustrated* All-NFL Team
- *Pro Football Weekly* All-NFL Team
- *Pro Football Weekly* All-AFC Team
- *The Sporting News* All-Pro Team
- *Football Digest* Second-Team All-Pro Selection
- *College and Pro Football Newsweekly* All-Pro
- *Football News* First-Team All-AFC

1996 Awards

- Second-Team Pro Bowl Selection
- *USA Today* All-Pro Team
- UPI Second-Team All-AFC Selection
- Associated Press Third-Team All-Pro
- Patriots' Miller Lite Player of the Game — at Miami (9/1/96); vs. Miami (11/3/96)
- Staples Star of the Game — at Miami (9/1/96)

1997 Awards

- Second-Team Pro Bowl Selection
- *Sports Illustrated* All-Pro
- *College & Pro Football Newsweekly*
- Second-Team All-Pro
- *Football News* All-AFC

1998 Awards

- Second-Team Pro Bowl Selection
- Patriots Miller Lite Player of the Game — at Indianapolis (11/1); at Buffalo (11/15)

SINGLE-GAME HIGHS

GAMES WITH 10 OR MORE RECEPTIONS

Date	Opponent	G	No	Yds	Avg	LgTD	W/L	Score
11/27/94	at Indianapolis	S	12	119	9.9	16	0 W	12-10
12/16/95	at Pittsburgh	S	11	83	7.5	13	2 L	27-41
11/01/98	at Indianapolis	S	10	109	10.9	27	1 W	21-16
11/29/98	Buffalo	S	10	70	7.0	13	1 W	25-21
11/13/94	Minnesota	S	10	74	7.4	18	0 W	*26-20

100-YARD GAMES

Date	Opponent	G	No	Yds	Avg	LgTD	W/L	Score
09/04/94	at Miami	S	8	161	20.1	62	2 L	35-39
11/03/96	Miami	S	5	135	27.0	84	2 W	42-23
09/11/94	Buffalo	S	9	124	13.8	31	2 L	35-38
10/09/94	L.A. Raiders	S	9	123	13.7	26	0 L	17-21
11/27/94	at Indianapolis	S	12	119	9.9	16	0 W	12-10
11/01/98	at Indianapolis	S	10	109	10.9	27	1 W	21-16
09/18/94	at Cincinnati	S	8	108	13.5	23	0 W	31-28
10/31/93	at Indianapolis	p	6	108	18.0	45	0 L	6-9
09/03/95	Cleveland	S	9	106	11.8	19	0 W	17-14

MULTIPLE TOUCHDOWN GAMES

Date	Opponent	G	No	Yds	Avg	LgTD	W/L	Score
11/26/95	at Buffalo	S	6	60	10.0	18	3 W	35-25
10/11/98	Kansas City	S	2	13	6.5	11	2 W	40-10
11/03/96	Miami	S	5	135	27.0	84	2 W	42-23
12/16/95	at Pittsburgh	S	11	83	7.5	13	2 L	27-41
09/11/94	Buffalo	S	9	124	13.8	31	2 L	35-38
09/04/94	at Miami	S	8	161	20.1	62	2 L	35-39
01/02/94	Miami	S	6	95	15.8	42	2 W	*33-27
10/10/93	at Phoenix	p	4	24	6.0	15	2 W	23-21

AVERAGE RECEPTION OVER 20 YARDS

Date	Opponent	G	No	Yds	Avg	LgTD	W/L	Score
09/05/93	at Buffalo	p	1	54	54.0	54	1 L	14-38
11/03/96	Miami	S	5	135	27.0	84	2 W	42-23
10/12/97	Buffalo	S	4	92	23.0	30	1 W	33-6
10/17/93	Houston	p	3	68	22.7	39	0 L	14-28
12/26/93	Indianapolis	S	2	44	22.0	28	0 W	38-0
09/04/94	at Miami	S	8	161	20.1	62	2 L	35-39
09/14/97	NY Jets	S	2	40	20.0	32	1 W	*27-24

* indicates overtime game

Pro Bowl Receiving Statistics

Season	Team	G/S	No	Yds	Avg	Lg	TD
1994	AFC	1/0	2	12	6.0	11	0
1995	AFC	1/1	5	66	13.2	36	0
1996	AFC	1/0	2	46	23.0	43	0
1997	AFC	1/0	1	8	8.0	8	0
1998	AFC	1/0	1	36	36.0	36	0
5-Year Totals		5/1	11	168	15.3	43	0



COATES' CAREER GAME-BY-GAME

1991	Opponent	P/S	No	Yds	Avg	Lg	TD	W/L	Score
09/01	at Indianapolis	p	1	6	6.0	6	0	W	16-7
09/08	Cleveland	p	-	-	-	-	-	L	0-20
09/15	at Pittsburgh	p	-	-	-	-	-	L	6-20
09/22	Houston	p	-	-	-	-	-	W	24-20
09/29	at Phoenix	p	-	-	-	-	-	L	10-24
10/06	Miami	p	-	-	-	-	-	L	10-20
10/20	Minnesota	p	1	17	17.0	17	0	W	OT 26-23
10/27	Denver	p	-	-	-	-	-	L	6-9
11/03	at Buffalo	p	4	41	10.2	17	0	L	17-22
11/10	at Miami	S	-	-	-	-	-	L	20-30
11/17	N.Y. Jets	S	1	7	7.0	7	0	L	21-28
11/24	Buffalo	p	1	11	11.0	11	0	W	16-13
12/01	at Denver	p	-	-	-	-	-	L	3-20
12/08	Indianapolis	p	1	2	2.0	2	1	W	OT 23-17
12/15	at N.Y. Jets	p	-	-	-	-	-	W	6-3
12/22	at Cincinnati	p	1	11	11.0	11	0	L	7-29

1991 Season Totals 16/2 10 95 9.5 17 1 6-10

1992	Opponent	P/S	No	Yds	Avg	Lg	TD	W/L	Score
09/13	at L.A. Rams	p	-	-	-	-	-	L	0-14
09/20	Seattle	p	1	6	6.0	6	0	L	6-10
09/27	Buffalo	p	4	31	7.8	11	0	L	7-41
10/04	at N.Y. Jets	p	3	23	7.7	12	0	L	21-30
10/11	San Francisco	S	5	45	9.0	14	1	L	12-24
10/18	at Miami	p	1	6	6.0	6	0	L	17-38
10/25	Cleveland	p	3	35	11.7	22	1	L	17-19
11/01	at Buffalo	p	-	-	-	-	-	L	7-16
11/08	New Orleans	p	1	7	7.0	7	0	L	14-31
11/15	at Indianapolis	p	1	2	2.0	2	1	W	OT 37-34
11/22	N.Y. Jets	p	-	-	-	-	-	W	24-3
11/29	at Atlanta	p	-	-	-	-	-	L	0-34
12/06	Indianapolis	p	-	-	-	-	-	L	0-6
12/13	at Kansas City	S	-	-	-	-	-	L	20-27
12/20	at Cincinnati	p	-	-	-	-	-	L	10-20
12/27	Miami	p	1	16	16.0	16	0	L	13-16

1992 Season Totals 16/2 20 171 8.9 22 1 3 2-14

1993	Opponent	P/S	No	Yds	Avg	Lg	TD	W/L	Score
09/05	at Buffalo	p	1	54	54.0	54	1	L	14-38
09/12	Detroit	S	6	39	6.5	13	0	L	OT 16-19
09/19	Seattle	S	4	47	11.8	25	1	L	14-17
09/26	at N.Y. Jets	p	1	6	6.0	6	0	L	7-45
10/10	at Phoenix	p	4	24	6.0	15	2	W	23-21
10/17	Houston	p	3	68	22.7	39	0	L	14-28
10/24	at Seattle	S	3	10	3.3	4	0	L	9-10
10/31	at Indianapolis	p	6	108	18.0	45	0	L	6-9
11/07	Buffalo	p	3	22	7.3	12	0	L	OT 10-13
11/21	at Miami	S	3	32	10.7	13	0	L	13-17
11/28	N.Y. Jets	S	2	20	10.0	17	0	L	0-6
12/05	at Pittsburgh	S	3	33	11.0	16	1	L	14-17
12/12	Cincinnati	S	3	21	7.0	11	1	W	7-2
12/19	at Cleveland	S	3	36	12.0	18	0	W	20-17
12/26	Indianapolis	S	2	44	22.0	28	0	W	38-0
01/02	Miami	S	6	95	15.8	42	2	W	OT 33-27

1993 Totals 16/10 53 659 12.4 54 1 8 5-11

1994	Opponent	Starts	No	Yds	Avg	Lg	TD	W/L	Score
09/04	at Miami	S	8	161	20.1	62	2	L	35-39
09/11	Buffalo	S	9	124	13.8	31	2	L	35-38
09/18	at Cincinnati	S	8	108	13.5	23	0	W	31-28
09/25	at Detroit	S	4	49	12.3	21	1	W	23-17
10/02	Green Bay	S	6	87	14.5	26	0	W	17-16
10/09	L.A. Raiders	S	9	123	13.7	26	0	L	17-21
10/16	at N.Y. Jets	S	7	92	13.1	39	0	L	17-24
10/30	Miami	S	2	17	8.5	9	0	L	3-23

11/6	at Cleveland	S	3	24	8.0	11	0	L	6-13
11/13	Minnesota	S	10	74	7.4	18	0	W	OT 26-20
11/20	San Diego	S	2	22	11.0	13	0	W	23-17
11/27	at Indianapolis	S	12	119	9.9	16	0	W	12-10
12/4	N.Y. Jets	S	2	21	10.5	13	0	W	24-13
12/11	Indianapolis	S	6	68	11.3	37	1	W	28-18
12/18	at Buffalo	S	5	59	11.8	22	1	W	41-17
12/24	at Chicago	S	3	26	8.7	11	0	W	13-3

1994 Totals 16/16 96 1174 12.2 62 1 7 10-6

1/1 at Cleveland+ S 6 79 13.2 24 0 L 13-20

1995	Opponent	P/S	No	Yds	Avg	Lg	TD	W/L	Score
9/03	Cleveland	S	9	106	11.8	19	0	W	17-14
9/10	Miami	S	3	23	7.7	10	0	L	3-20
9/17	at San Francisco	S	5	72	14.4	31	0	L	3-28
10/01	at Atlanta	S	2	7	3.5	4	0	L	17-30
10/08	Denver	S	7	84	12.0	25	0	L	3-37
10/15	at Kansas City	p	3	34	11.3	18	0	L	26-31
10/23	Buffalo	S	5	75	15.0	35	0	W	27-14
10/29	Carolina	S	4	41	10.3	17	0	L	OT 17-20
11/05	at N.Y. Jets	S	4	35	8.8	13	0	W	20-7
11/12	at Miami	S	2	18	9.0	10	1	W	34-17
11/19	Indianapolis	S	9	89	9.9	19	0	L	10-24
11/26	at Buffalo	S	6	60	10.0	18	3	W	35-25
12/03	New Orleans	S	7	90	12.9	27	0	L	17-31
12/10	N.Y. Jets	S	3	42	14.0	24	0	W	31-28
12/16	at Pittsburgh	S	11	83	7.5	13	2	L	27-41
12/23	at Indianapolis	S	4	56	14.0	28	0	L	7-10

1995 Totals 16/15 84 915 10.9 35 6 6-10

1996	Opponent	P/S	No	Yds	Avg	Lg	TD	W/L	Score
09/01	at Miami	S	6	69	11.5	29	1	L	10-24
09/08	at Buffalo	S	3	31	10.3	12	0	L	10-17
09/15	Arizona	S	6	61	10.2	13	1	W	31-0
09/22	Jacksonville	S	4	27	6.8	14	1	W	28-25
10/06	at Baltimore	S	7	83	11.9	23	1	W	46-38
10/13	Washington	S	5	34	6.8	12	0	L	22-27
10/20	at Indianapolis	S	1	7	7.0	7	0	W	27-9
10/27	Buffalo	S	4	40	10.0	14	0	W	28-25
11/03	Miami	S	5	135	27.0	84	2	W	42-23
11/10	at N.Y. Jets	S	4	27	6.8	17	1	W	31-27
11/17	Denver	S	5	48	9.6	13	0	L	8-34
11/24	Indianapolis	p	1	12	12.0	12	0	W	27-13
12/01	at San Diego	S	6	71	11.8	22	0	W	45-7
12/08	New York Jets	S	2	18	9.0	16	1	W	34-10
12/15	at Dallas	S	-	-	-	-	-	L	6-12
12/21	at N.Y. Giants	S	3	19	6.3	13	1	W	23-22

1996 Totals 16/15 62 682 11.0 84 1 9 11-5

1/5 Pittsburgh S 3 18 6.0 8 0 W 28-3

1/12 Jacksonville S 1 5 5.0 5 0 W 20-6

1/26 vs Green Bay S 6 67 11.2 19 1 L 21-35

1996 Postseason 3/3 10 90 9.0 19 1 2-1

1997	Opponent	P/S	No	Yds	Avg	Lg	TD	W/L	Score
08/31	San Diego	S	4	60	15.0	35	1	W	41-7
09/07	at Indianapolis	S	4	54	13.5	21	0	W	31-6
09/14	N.Y. Jets	S	2	40	20.0	32	1	W	OT 27-24
09/21	Chicago	S	6	61	10.2	23	0	W	31-3
10/06	at Denver	S	5	65	13.0	33	0	L	13-34
10/12	Buffalo	S	4	92	23.0	30	1	W	33-6
10/19	at N.Y. Jets	S	4	48	12.0	31	1	L	19-24
10/27	Green Bay	S	3	14	4.7	11	1	L	10-28
11/02	at Minnesota	S	5	58	11.6	18	0	L	18-23
11/09	at Buffalo	S	3	17	5.7	7	1	W	31-10
11/16	at Tampa Bay	S	3	27	9.0	11	0	L	7-27
11/23	Miami	S	3	39	13.0	18	0	W	27-24



COATES' CAREER GAME-BY-GAME (Cont.)

11/30	Indianapolis	S	5	41	8.2	17	0	W	20-17
12/07	atJacksonville	S	6	54	9.0	27	1	W	26-20
12/13	Pittsburgh	S	5	39	7.8	18	1	L	OT 21-24
12/22	atMiami	S	4	28	7.0	9	0	W	14-12
1997 Totals	16/16	66	737	11.2	35	8			10-6
12/28	Miami	S	4	25	6.3	9	0	W	17-3
01/03	atPittsburgh	S	-	-	-	-	-	L	6-7
1997 Postseason	2/0	4	25	6.3	9	0			1-1

1998	Opponent	P/S	No	Yds	Avg	Lg	TD	W/L	Score
09/07	atDenver	S	1	9	9.0	9	0	L	21-27
09/13	Indianapolis			inactive				W	29-6
09/20	Tennessee	S	2	15	7.5	9	0	W	27-16
10/04	atNew Orleans	S	7	78	11.1	18	0	W	30-27

10/11	Kansas City	S	2	13	6.5	11	2	W	40-10
10/19	New York Jets	S	2	36	18.0	29	0	L	14-24
10/25	atMiami	S	4	49	12.3	17	0	L	9-12
11/01	atIndianapolis	S	10	109	10.9	27	1	W	21-16
11/08	Atlanta	S	5	13	2.6	6	1	L	10-41
11/15	atBuffalo	S	4	70	17.5	33	0	L	10-13
11/23	Miami	S	9	78	8.7	18	1	W	26-23
11/29	Buffalo	S	10	70	7.0	13	1	W	25-21
12/06	atPittsburgh	S	6	78	13.0	30	0	W	23-9
12/13	atSt. Louis			inactive				L	18-32
12/20	San Francisco	S	3	25	8.3	11	0	W	24-21
12/27	atNew York Jets	S	2	25	12.5	18	0	L	10-31
1998 Totals	14/14	67	668	10.0	33	6			9-7
01/03	atJacksonville	S	2	10	5.0	8	0	L	10-25





VERNON CRAWFORD

OUTSIDE LINEBACKER



HEIGHT: 6-4 **WEIGHT:** 245
YEAR: 3RD **YRS/PAT:** 3RD
ACQUIRED: D5 (159TH) '97
SCHOOL: FLORIDA STATE **MAJOR:** CRIMINOLOGY
BORN: JUNE 25, 1974 TEXAS CITY, TX



Career Transactions

Vernon Crawford was drafted by the Patriots in the fifth round (159th overall) of the 1997 NFL draft ... Signed with Patriots (6/19/97).

Career Highlights (GP/GS: 32/1; 1/0)

★ Made his NFL starting debut at strong-side linebacker when he replaced Chris Slade in the lineup at Buffalo (11/15/98) and finished with a career-high five tackles (2 solo).

Seasonal Reviews

1998 (16/1, 1/0): Played in every game for the Patriots for the second consecutive season and finished the season with 13 tackles ... Made his NFL starting debut at Buffalo (11/15) when he replaced an injured Chris Slade at strong-side linebacker ... Recorded five tackles in the game ... He has become a reliable special teams player, finishing the season with 14 special teams tackles, which ranked seventh on the team ... Posted a season-high with three special teams tackles in a 27-16 victory over Tennessee (9/20) ... He also contributed 13 defensive tackles in reserve duty.

1997 (16/0, 0/0): Played in every game as a rookie, but did not start ... Used exclusively on special teams units and finished the year with eight special teams tackles ... Received honorable mention honors on the 1997 All-Rookie team for his special teams play ... Posted a pair of special teams stops in his NFL debut vs. San

Diego (8/31) ... Credited with two special teams tackles, forced a special teams fumble and recovered another in a 26-20 victory over Jacksonville (12/7) ... Listed among the team's inactives prior to both playoff games.

College

Crawford totaled 114 tackles (61 solo) during his two-year Seminole career after transferring from San Francisco City J.C. **1996 (Senior):** Started 10 games at weakside outside linebacker ... Totaled 77 tackles (33 solos), including 2.5 sacks and nine stops for losses ... recorded a season-high 11 tackles vs. Georgia Tech. **1995 (Junior):** Did not start in his first year with the Seminoles, but played in every game and proved to be a valuable reserve, totaling 37 tackles (28 solos). **1994 (Sophomore):** Attended San Francisco City Junior College ... Earned All-American honors from *Blue Chip Illustrated* ... Recorded 75 tackles (34 solos) with two sacks and 11 quarterback pressures ... Picked off two passes and recovered a fumble.

NOTES

- ★ Vernon became the first Florida State products drafted by the Patriots in 11 years.
- ★ Vernon was prep team-mates with Tremaine Mack (Bengals), Reggie Rust (Seahawks) and Frank Middleton (Buccaneers).

Personal

Vernon Crawford Jr. was born the son of Kathryn Crawford and Vernon Sr. on June 25, 1974 in Texas City, Texas ... He attended Texas City High and lettered as a linebacker ... While at Florida State, he majored in criminology ... He was a Cowboys and Lakers fan growing up ... Vernon has a daughter, Lauren.

VERNON CRAWFORD

Pos: OLB **Ht:** 6-4 **Wt:** 245 **Year:** 3rd **Acq:** D5(159th)'97 **College:** Florida State **Born:** 6/25/74 **Contract:** '99

Regular Season			Tackles					Ints.			Misc.			Playoff Statistics									
Year	Team	G/S	TT	UT	A	S	Yds	No	Yds	PD	FF	FR	SpT	G/S	TT	UT	A	S	Yds	Int	Yds	PD	FF
1997	Patriots	16/0	0	0	0	0	0	0	0	0	0	1	8	0/0	0	0	0	0	0	0	0	0	0
1998	Patriots	16/1	13	4	9	0	0	0	0	0	0	0	14	1/0	0	0	0	0	0	0	0	0	0
Totals - 2 Years		32/1	13	4	9	0	0	0	0	0	0	1	22	1/0	0	0	0	0	0	0	0	0	0



DERRICK CULLORS

RUNNING BACK

**HEIGHT:** 6-0**WEIGHT:** 195**YEAR:** 3RD**YRS/PAT:** 3RD**ACQUIRED:** FA '96**SCHOOL:** MURRAY STATE (KY) **MAJOR:** PSYCHOLOGY**BORN:** DEC. 26, 1972 DALLAS, TEXAS

Career Transactions

Derrick Cullors was signed by the Patriots as a free agent (9/18/96) and placed on their practice squad after his release from the Baltimore Ravens ... Originally signed with the Ravens as a non-drafted free agent in 1996 ... Re-signed with the Patriots as a free agent on Feb. 20, 1997.

Career Highlights

(GP/GS: 31/1; 3/2)

- ★ Opened the 1998 season with a career-high 170 yards on five kick returns (34.0), including a long of 68 yards which resulted in a Patriots field goal at Denver (9/7/98).
- ★ Returned his seventh career kickoff return 86 yards for a touchdown — the first touchdown of his career — at Buffalo (11/9/97). Earned Miller Lite Player of the Game and Staples Star of the Game honors for his special teams play. It was the first kickoff returned for a touchdown by a Patriot since Jon Vaughn returned a kick 100 yards vs. Cincinnati (12/20/92).
- ★ Rushed for a game-high 86 yards on 22 carries (3.9 avg.) in the Patriots' wild-card victory over Miami (12/28).
- ★ Led the team with 17 special teams tackles in 1997.

Seasonal Reviews

1998 (16/0, 1/0): Played in every game for the Patriots ... Utilized on special teams as the team's featured kickoff returner and served as a coverage specialist ... Finished the year with a 24.1-yard average on 45 kick returns (1,085 yards) and a long of 68 ... Also utilized as the team's "third down" back ... Ranked third on the team with 48 rushing yards

on 18 carries ... Caught 14 passes (8th on the team) for 146 yards (10.4 avg.) and scored one touchdown ... Ranked fourth on the team with 19 special teams tackles ... His 24.1-yard average ranked ninth in the AFC among all kick returners ... Opened the season with a career-high 170 yards on five kick returns (34.0), including a long of 68 yards which resulted in a Patriots field goal ... Averaged 34.7 yards per return and led the AFC through the first three weeks of the season ...

Recorded season-highs in different categories in three successive weeks with four receptions (31 yards) vs. Tennessee (9/20), 56 yards receiving at New Orleans (10/4) and 29 yards rushing (9.7 avg.) vs. Kansas City (10/11) ... Extended a Patriots drive with a third down reception vs. Tennessee (9/20), which led to the Patriots' first score of the game ... Set up a touchdown with a 43-yard third down reception at New Orleans (10/4) ... The 43-yard reception was the longest of his career.

1997 (15/1, 2/2): Played in 15 games for the Patriots ... Made his NFL starting debut in the 1997 season finale with the division title on the line at Miami

(12/22) ... Started both playoff games ... Finished his first NFL season with 22 carries for 101 yards (4.6 avg.) and a long of 24 yards ... Returned 15 kicks for 386 yards (25.7 avg.) and scored his first career NFL touchdown on an 86-yard return at Buffalo (11/9) ... His rushing totals ranked second only to Curtis Martin and his kickoff returns were second

NOTES

- ★ Derrick rushed for 1,745 yards as a senior at Murray State and finished second in the nation in rushing (160.45 ypg) and all-purpose yards (207.09 ypg).
- ★ Derrick was prep teammates with Detron Smith (Broncos) and Marcus Coleman (Jets) while playing high school ball in Texas.
- ★ Derrick grew up in a Dallas Cowboys fan until joining the Patriots in 1996.



SINGLE-GAME CAREER HIGHS

Regular Season

Rushing Attempts—10 at Miami (12/22/97)
Rushing Yards—41 at Tampa Bay (11/16/97)
Rushing Average—10.3 per carry at Tampa Bay (11/16/97)
Longest Rush—24 yards at Tampa Bay (11/16/97)
Kickoff Returns—5 (3 times) Most recent at NY Jets (12/27/98)
Kickoff Return Yardage—170 at Denver (9/7/98)
Kickoff Return Average—67.0 at Buffalo (11/9/97)
Longest Kick Return—86t at Buffalo (11/9/97)
Returns for TD—1 at Buffalo (11/9/97)

Postseason

Rushing Attempts—22 vs. Miami (12/28/97)
Rushing Yards—86 vs. Miami (12/28/97)
Rushing Average—3.9 vs. Miami (12/28/97)
Longest Rush—13 yards vs. Miami (12/28/97)
Kickoff Returns—6 at Jacksonville (1/3/99)
Kickoff Return Yardage—64 at Jacksonville (1/3/99)
Kickoff Return Average—17.0 vs. Miami (12/28/97)
Longest Kick Return—21 at Jacksonville (1/3/99)

only to David Meggett ... Made his NFL debut on special teams vs. San Diego (8/31) and made one solo tackle ... Returned his first NFL kickoff 23 yards the following week at Indianapolis (9/7) ... Fumbled a kickoff return late in the fourth quarter, which the Jets recovered — his first career turnover ... Saw his first offensive action vs. Buffalo (10/12) and carried once for 3 yards ... He also averaged 30.5 yards per kickoff return on two returns, including a long of 33 yards ... Suffered bruised ribs in the game and was reported among the Patriots' inactives at New York (10/19) ... Earned Miller Lite Player of the Game and Staples Star of the Game honors at Buffalo (11/9) for his special teams play ... He returned two kicks for 134 yards, including an 86-yard touchdown return for a touchdown—his first career touchdown on just his seventh career kickoff return ... It was the first kickoff returned for a touchdown by a Patriot in five years (Jon Vaughn at Cincinnati on Dec. 20, 1992) ... He was also credited with a special teams tackle in the game ... Carried the ball four times for 41 yards at Tampa Bay (10.3 avg.), including a career-long 24-yard run while splitting time with Meggett at running back in place of an injured Martin ... Made his starting debut in the 1997 season finale at Miami (12/22) and rushed for 29 yards on 10 carries ... Started both of the Patriots' playoff games in place of the injured Martin ... Led the team with a career-best 86 yards on 22 carries (3.9 avg.) and returned one kickoff for 17 yards in a

wild-card victory over Miami (12/28) ... Started the divisional playoff game at Pittsburgh (1/3), but carried the ball just seven times for 18 yards in the loss.

1996 (0/0, 0/0): Cullors spent his entire rookie season on the Patriots' practice squad.

College

Played three seasons at Texas Christian (1992-94) before transferring to Murray State in 1995 ... Started 12 of 42 games during his collegiate career and totaled 2,832 yards rushing and 24 touchdowns on 473 carries (6.0 avg.) ... Added 694 yards and five touchdowns on 53 receptions and returned 28 kicks for 639 yards (22.8 avg.), including a 97-yard touchdown as a sophomore.

1995: Rushed for a school record 1,745 yards and scored 16 touchdowns on 269 carries (6.6 avg.) as a senior at Murray State after transferring from Texas Christian ... Earned All-Ohio Valley Conference Player of the Year honors ... Rushed for over 200 yards in three games and finished second in the nation in

rushing (160.45 ypg) and all-purpose yards (207.09 ypg) ... Added 21 receptions for 312 yards and four touchdowns for a total of 20 touchdowns — a new single season school record ... Finished third in the nation in scoring (10.91 ppg) among Division I-AA ranks. **1994:** Played in nine games as a reserve tailback at Texas Christian and carried the ball 27 times for 149 yards (5.5 avg.) ... Caught seven passes for 71 yards. **1993:** Granted a medical redshirt after suffering ligament damage to his left ankle in the season opener. **1992:** Played in 10 games as a reserve tailback, finishing second on the team with 446 yards on 82 carries (5.4 avg.) ... Caught four passes for 40 yards and returned nine kickoffs for 231 yards (25.7 avg.). 1991: Played in 10 games as a true freshman and finished second on the team in rushing with 352 yards and seven touchdowns on 73 carries (4.8 avg.) ... His seven rushing touchdowns led the team ... Caught 20 passes for 269 yards and a touchdown.

Personal

Derrick Shane Cullors was born the son of Cheryl Cullors on Dec. 26, 1972 in Dallas, Texas ... Appeared in just 11 games in two seasons at Lake Highlands (Texas) High, yet earned all-district and all-city honors after rushing for 1,060 yards (9.7 avg.) and 14 touchdowns ... Averaged 36.1 yards on 18 kickoff returns as a senior ... Attended Sunset High in Dallas, Texas as a freshman and a sophomore ... Majored in psychology at Murray State.

**DERRICK CULLORS**

Pos: RB/KR Ht: 6-0 Wt: 195 Year: 3rd Acq: FA'96 College: Murray State (KY) Born: 12/26/72 Contract: '99

Regular Season			Rushing					Receiving					Kick Returns					Fum.		Tackles	
Year	Team	G/S	No	Yds	Avg	Lg	TD	No	Yds	Avg	Lg	TD	No	Yds	Avg	Lg	TD	No	Lost	SpT	Misc
1997	Patriots	15/1	22	101	4.6	24	0	2	8	4.0	6	0	15	386	25.7	86t	1	3	1	17	0
1998	Patriots	16/0	18	48	2.7	15	0	14	146	10.4	43	1	45	1085	24.1	68	0	1	0	19	1
2-Year Totals		31/1	40	149	3.7	24	0	16	154	9.6	43	1	60	1471	24.5	86t	1	4	1	36	1


Postseason		Rushing							Receiving					Kick Returns				Fum.		Tackles	
Year	Team	G/S	No	Yds	Avg	Lg	TD	No	Yds	Avg	Lg	TD	No	Yds	Avg	Lg	TD	No	Lost	SpT	Misc
1997	Patriots	2/2	29	104	3.6	13	0	2	1	0.5	1	0	1	17	17.0	17	0	1	0	0	0
1998	Patriots	1/0	0	0	0.0	0	0	2	17	8.5	13	0	6	64	10.7	21	0	2	0	2	0
2-Year Totals		3/2	29	104	3.6	13	0	4	18	4.5	13	0	7	81	11.6	21	0	3	0	2	0

CULLORS' CAREER GAME-BY-GAME

1997	Opponent	Starts	RUSHING					RECEIVING					KICK RETURNS					W/L	Score
			No	Yds	Avg	Lg	TD	No	Yds	Avg	Lg	TD	No	Yds	Avg	Lg	TD		
08/31	San Diego	p	-	-	-	-	-	-	-	-	-	-	-	-	-	-	-	W	41-7
09/07 at	Indianapolis	p	-	-	-	-	-	-	-	-	-	-	1	23	23.0	23	0	W	31-6
09/14	New York Jets	p	-	-	-	-	-	-	-	-	-	-	2	47	23.5	25	0	W	ot 27-24
09/21	Chicago	p	-	-	-	-	-	-	-	-	-	-	-	-	-	-	-	W	31-3
10/06 at	Denver	p	-	-	-	-	-	-	-	-	-	-	-	-	-	-	-	L	13-34
10/12	Buffalo	p	1	3	3.0	3	0	-	-	-	-	-	2	61	23.0	33	0	W	33-6
10/19 at	New York Jets	p	-	-	-	-	-	-	-	-	-	-	-	-	-	-	-	L	19-24
10/27	Green Bay	p	-	-	-	-	-	-	-	-	-	-	-	-	-	-	-	L	10-28
11/02 at	Minnesota	p	-	-	-	-	-	-	-	-	-	-	1	12	12.0	12	0	L	18-23
11/09 at	Buffalo	p	-	-	-	-	-	-	-	-	-	-	2	134	23.0	86t	1	W	31-10
11/16 at	Tampa Bay	p	4	41	10.3	24	0	-	-	-	-	-	1	9	9.0	9	0	L	7-27
11/23	Miami	p	-	-	-	-	-	-	-	-	-	-	1	26	26.0	26	0	W	27-24
11/30	Indianapolis	p	-	-	-	-	-	-	-	-	-	-	-	-	-	-	-	W	20-17
12/07 at	Jacksonville	p	2	9	4.5	5	0	-	-	-	-	-	2	30	15.0	15	0	W	26-20
12/13	Pittsburgh	p	5	19	3.8	8	0	1	2	2.0	2	0	2	39	19.5	28	0	L	ot 21-24
12/22 at	Miami	S	10	29	2.9	6	0	1	6	6.0	6	0	1	5	5.0	5	0	W	14-12
1997 Season Totals		15/1	22	101	4.6	24	0	2	8	4.0	6	0	15	386	25.7	86t	1	10-6	
12/28	Miami	S	22	86	3.9	13	0	1	0	0.0	0	0	1	17	17.0	17	-	W	17-3
01/03 at	Pittsburgh	S	7	18	2.6	8	0	1	1	1.0	1	0	-	-	-	-	-	L	6-7
1997 Playoff Totals		2/2	29	104	3.6	13	0	2	1	0.5	1	0	1	17	17.0	17	0	1-1	
1998	Opponent		RUSHING					RECEIVING					KICK RETURNS					W/L	Score
			No	Yds	Avg	Lg	TD	No	Yds	Avg	Lg	TD	No	Yds	Avg	Lg	TD		
09/07 at	Denver	p	1	3	3.0	3	0	1	9	9.0	9	0	5	170	34.0	68	0	L	21-27
09/13	Indianapolis	p	2	6	3.0	6	0	2	6	3.0	5	0	2	74	23.0	47	0	W	29-6
09/20	Tennessee	p	-	-	-	-	-	4	31	7.8	11	0	2	68	34.0	41	0	W	27-16
10/04 at	New Orleans	p	1	-2	-2.0	-2	0	2	56	28.0	43	0	1	15	15.0	15	0	W	30-27
10/11	Kansas City	p	3	29	9.7	15	0	-	-	-	-	-	2	50	25.0	29	0	W	40-10
10/19	New York Jets	p	1	1	1.0	1	0	-	-	-	-	-	2	41	20.5	32	0	L	14-24
10/25 at	Miami	p	-	-	-	-	-	-	-	-	-	-	4	73	18.3	23	0	L	9-12
11/01 at	Indianapolis	p	1	4	4.0	4	0	-	-	-	-	-	3	58	19.3	26	0	W	21-16
11/08	Atlanta	p	-	-	-	-	-	1	5	5.0	5	0	5	103	20.6	27	0	L	10-41
11/15 at	Buffalo	p	2	-2	-1.0	1	0	-	-	-	-	-	2	36	18.0	23	0	L	10-13
11/23	Miami	p	1	0	0.0	0	0	-	-	-	-	-	2	49	24.5	35	0	W	26-23
11/29	Buffalo	p	-	-	-	-	-	3	24	8.0	12	1	4	75	18.8	22	0	W	25-21
12/06 at	Pittsburgh	p	1	6	6.0	6	0	-	-	-	-	-	2	37	18.5	19	0	W	23-9
12/13 at	St. Louis	p	1	2	2.0	2	0	-	-	-	-	-	2	52	26.0	28	0	L	18-32
12/20	San Francisco	p	2	-1	-0.5	6	0	-	-	-	-	-	2	44	22.0	22	0	W	24-21
12/27 at	New York Jets	p	2	2	1.0	5	0	1	15	15.0	15	0	5	140	28.0	47	0	L	10-31
1998 Season Totals		16/0	18	48	2.7	15	0	14	146	10.4	43	1	45	1085	24.1	68	0	9-7	
01/03 at	Jacksonville	p	-	-	-	-	-	2	17	8.5	13	0	6	64	10.7	21	0	L	10-25



DAMON DENSON



GUARD

HEIGHT: 6-4**WEIGHT: 310****YEAR: 3RD****YRS/PAT: 3RD****ACQUIRED: D4A (91st) '97****SCHOOL: MICHIGAN MAJOR: PHYSICAL EDUCATION****BORN: FEB. 8, 1975 PITTSBURGH, PA**

Career Transactions

Damon Denson was selected by the Patriots with the first of two picks in the fourth round (91st overall) of the 1997 NFL draft ... The selection was acquired from the New York Jets along with their third-round selection (Sedrick Shaw—61st overall) in the 1997 draft, their second-round pick in 1998 (Tony Simmons—52nd overall) and their first-round pick in 1999 (Andy Katzenmoyer—28th overall) as compensation for the loss of Bill Parcells ... Signed by the Patriots (7/16/97).

Seasonal Reviews

Career Games Played/Started: 12/4, 1/0

1998 (11/4, 1/0): Broke into the starting lineup late in the season and started four games at left guard ... The Patriots were 3-1 in those four games ... Made his NFL starting debut in a 25-21 victory over Buffalo (11/28) ... Started the following week in a 23-9 victory at Pittsburgh (12/6) ... Helped power the Patriots to 200 yards rushing on just 28 carries (7.1 avg.) at St. Louis (12/13) ... Started his fourth and final game of the season vs. San Francisco (12/20) and helped the Patriots rush for 132 yards in a 24-21 victory over the 49ers ... He was listed among the Patriots' inactives prior to three games, at Denver (9/7), vs. Tennessee (9/19) and vs. the Jets (10/18) ... Dressed, but did not play at New Orleans (10/3) and at Miami (10/24) ... Saw reserve duty in seven other games, including playing time on the defensive line of PAT and field goal teams ... Allowed just half a sack in his four starts.

1997 (1/0, 0/0): Denson was active for two games during his rookie campaign, at Indianapolis (9/7) and

at Buffalo (11/9), but did not play at Buffalo ... Made his NFL debut at Indianapolis, but saw limited playing time on special teams.

College

Denson was a four-year letterman at Michigan (1993-96) ... He is a former defensive lineman who switched to offense during his junior season ... Recorded 20 tackles in his 19 games as a defender. **1996:** Denson earned second-team All-Big Ten Conference honors ... Recorded 45 pancake blocks and seven touchdown blocks ... **1995:** Shared left offensive guard duties with Zach Adami, making his first start on offense vs. Illinois. **1994:** Played behind Trent Zenkewicz at weak-side defensive tackle ... Recorded 13 tackles (9 solo) ... Recorded a season-high six tackles vs. Wisconsin. **1993:** Played in eight games, starting the final four contests at left defensive tackle ... Recorded seven tackles (6 solo).

Personal

Damon Michael Denson was born the son of Madlyne and Marvin Denson on Feb. 8, 1975 in Pittsburgh, Pa. ... Attended Baldwin High in Aliquippa, Pa. and earned second-team All-American honors by USA Today as an offensive lineman ... Added All-Western Conference honors and was rated one of the top five offensive line prospects in the state by *G&W Recruiting Report* ... Rated as the sixth-best defensive lineman in the country by the *Prep Football Report* ... Played in the "Big 33" all-star game ... He lists the Special Olympics as one of his favorite charities ... Damon majored in physical education at Michigan ... Damon and his wife Camille reside in Attleboro, Mass.

NOTES

- * DAMON LISTS SPECIAL OLYMPICS AMONG HIS FAVORITE CHARITIES.
- * DAMON ENJOYS READING IN HIS FREE TIME.
- * GROWING UP IN PITTSBURGH, DAMON WAS A STEELERS AND EAGLES FAN.



CHAD EATON

DEFENSIVE TACKLE



HEIGHT: 6-5 **WEIGHT:** 300
YEAR: 3RD **YRS/PAT:** 3RD
ACQUIRED: FA '96 **SCHOOL:** WASHINGTON STATE
MAJOR: BUSINESS ADMINISTRATION
BORN: APRIL 6, 1972 **EXETER, NH.**



Career Transactions

Chad Eaton was signed by the Patriots (8/27/96) and placed on their practice squad ... Activated from practice squad (11/28/96) ... Re-signed with Patriots (7/10/97) ... Originally drafted by the Arizona Cardinals in the seventh round (241st overall) of the 1995 NFL Draft ... Signed with Cardinals (7/24/95) ... Waived (8/14/95) ... Claimed off waivers by Jets (8/15/95) and waived (8/28/95) ... Signed to the Cleveland Browns' practice squad (9/29/95) ... Activated (12/12/95) ... Cleveland franchise moved to Baltimore and re-named Ravens (3/11/96) ... Released by Ravens (8/19/96) ... Re-signed by the Patriots (7/10/97) ... Resigned by the Patriots (4/1/98).

Career Highlights

(GP/GS: 35/15; 6/1)

- ★ Earned AFC Defensive Player of the Week honors for his performance at Pittsburgh (12/6/98) when he simply overwhelmed All-Pro center Dermontti Dawson, corralling Kordell Stewart for three sacks and forcing a Jerome Bettis fumble which resulted in a Patriots touchdown in a 23-9 victory over the Steelers.
- ★ Made his NFL starting debut at left defensive tackle in the 1997 season finale at Miami (12/28) with the divisional title on the line.
- ★ His first career tackle came on a 4-yard sack of quarterback Sean Salisbury in his NFL debut at San Diego (12/1/96).

- ★ Shot past All-Pro guard Nate Newton to drop Emmitt Smith for a 2-yard loss at Dallas (12/15).

- ★ Chad spent most of his first two seasons in the league on the practice squads of the Cleveland Browns and New England Patriots before getting his chance to play in 1996.

Seasonal Reviews

1998 (15/14, 1/1): Eaton beat out Mark Wheeler in training camp to earn a starting role at nose tackle on the Patriots' defensive line ... Started 14 of 15 games, missing just one game due to a thigh contusion (at Buffalo 11/15) ... Finished ninth on the team with 69 total tackles, including six quarterback sacks ... Only Henry Thomas, whose 6.5 sacks led the team, had more ... The tackle tandem's 12.5 sacks were the most by two interior defensive linemen since Ray Hamilton (8.0) and Richard Bishop (5.5) combined for 13.5 in 1980 ... Forced his first career fumble and recovered another in consecutive weeks at Pittsburgh (12/6) and at St. Louis (12/13) ... Earned AFC Defensive Player of the Week honors for his performance at Pittsburgh when he simply overwhelmed All-Pro center Dermontti Dawson, corralling Kordell Stewart for three sacks and forcing a Jerome Bettis fumble which resulted in a Patriots touchdown in a 23-9 victory over the Steelers ... It marked the first time a Patriots' defender had recorded three sacks in a game since Chris Slade gathered a triple vs. the Jets (9/14/97) ... The last time the feat was accomplished by a Patriots' defensive lineman was in 1985 when Julius Adams brought down

NOTES

- ★ Chad was a college teammate of Drew Bledsoe at WSU. As a senior, he earned the Morris Trophy, awarded annually to the Pac-10's top defensive lineman.
- ★ He enjoys playing golf and has been very active in the community since joining the Patriots in 1996.



three vs. the Jets (11/24/85) ... His first sack of the season came at the expense of Elvis Grbac in a 40-10 pounding of Kansas City (10/11) ... He proceeded to log sacks in each of his next two games, vs. the Jets (10/19) and at Miami (10/25) and was credited with his first blocked field goal on a John Hall attempt vs. the Jets ... He led the team in tackles in three games, including back-to-back games vs. Buffalo (11/29) and at Pittsburgh (12/6) ... In doing so, he became the first Patriots' defensive tackle to lead the team in tackles in consecutive weeks since Ray Hamilton accomplished the feat in 1978 ... Closed out the regular season with a career-high 12-tackle outing against the New York Jets (12/27) ... Helped the Patriots to a 9-7 overall record and third consecutive playoff berth, marking the first time in franchise history that the Patriots have qualified for the playoffs three straight years ... Started and made two tackles in a playoff loss at Jacksonville (1/3/99).

1997 (16/1, 2/0): Played in every game at defensive tackle and made his NFL starting debut at left defensive tackle in the 1997 season finale at Miami (12/28) ... Totaled 21 tackles, including a sack, and batted down three pass attempts ... His sack was one of three tackles at Indianapolis (9/7) ... Named special teams captain vs. Indianapolis (11/30) ... Recorded a career-high with six tackles and a pass defended vs. Pittsburgh (12/13) ... Earned his first career start at Miami the following week (12/22) and registered three defensive tackles and one pass defended ... Saw reserve action in both playoff games, providing a tackle in each game.

SINGLE-GAME CAREER HIGHS

Regular Season

Tackles: 12 at New York Jets (12/27/98)
Solo: 10 at New York Jets (12/27/98)
Assists: 3 at St. Louis (12/13/98)
3 vs. Buffalo (11/29/98)
3 at Pittsburgh (12/13/97)
Sacks: 3 at Pittsburgh (12/6/98)

Postseason

Tackles: 2 at Jacksonville (1/3/99)
2 vs. Pittsburgh (1/5/97)
Sacks: 0.5 vs. Pittsburgh (1/5/97)

1996 (4/0, 3/0): Eaton was activated from the Patriots' practice squad on Nov. 28, 1996 ... He played a key reserve role, rotating with Patriots starters Mark Wheeler and Pio Sagapolutele in each of the final four regular season games and three playoff games ... He contributed four tackles (3 solos), including a sack for 4 yards and batted down two passes at the line of scrimmage ... Added three tackles, including half a sack, in the postseason ... Made his NFL debut at San Diego (12/1) ... His first career tackle came on a 4-yard sack of quarterback Sean Salisbury in the fourth quarter of a lopsided 45-7 victory over the Chargers ... Shot past All-Pro guard Nate Newton to drop Emmitt Smith for a 2-yard loss at Dallas (12/15) for his only tackle ... Totaled two tackles, sharing a sack with Mike Jones, in the Patriots' 28-6 victory over Pittsburgh in the AFC divisional playoff game (1/5/97).

1995 (0/0): Activated off the Browns practice squad for the final two games of the season, but was listed among the team's inactives prior to each of the final two games of the season.

College

Started 23 of 35 games at Washington State (1991-94) and totaled 146 tackles (104 solos) ... Compiled 30.5 tackles for losses, including 11.5 sacks for -80 yards ... Recovered three fumbles.

1994: Earned first-team All-Pac 10





honors after starting every game and totaling 69 tackles and 4.5 sacks as a senior ... Deflected two passes and blocked two kicks ... Totaled five tackles, including half a sack in his final collegiate game, limiting Baylor to just three points in a 10-3 victory in the Alamo Bowl. **1993:** Earned second-team all-conference honors after starting every game and totaling 62 tackles and six sacks for the Cougars ... Recovered a pair of fumbles and batted down a pass. **1992:** Played in every game, but did not start ... Finished the season with 15 tackles and one sack. **1991:** Redshirted as a freshman.

Personal

Chad Everett Eaton was born the son of Warren and Nancy Eaton on April 6, 1972 in Exeter, N.H. ... His family moved to Puyallup, Wash. when he was 3 years old ... Attended Rogers High in Puyallup and earned first-team all-state honors as a two-way lineman ... Selected as Prep Lineman of the Year by the Washington State Sportswriters Association as a senior ... Earned league Most Valuable Offensive and Defensive Lineman accolades ... A blue chip selection by the *Seattle Times* and the *Tacoma News Tribune* ... Majored in business administration at Washington State ... Chad donates his time and resources to the Jimmy Fund.

CHAD EATON

Pos: DT Ht: 6-5 Wt: 300 Year: 3rd Acq: FA-96 College: Washington State Born: 4/6/72 Contract: '00

Regular Season			Tackles					Interception			Misc		Postseason Statistics									
Year	Team	G/S	TT	UT	A	S	Yds	No	Yds	PD	FF	FR	G/S	TT	UT	A	S	Yds	No	Yds	PD	FF
1995	Browns	0/0	Practice Squad																			
1996	Patriots	4/0	4	3	1	1	4	0	0	2	0	0	3/0	3	2	1	0.5	4	0	0	0	0
1997	Patriots	16/1	21	13	8	1	4	0	0	3	0	0	2/0	2	1	1	0	0	0	0	0	0
1998	Patriots	15/14	69	50	19	6	22	0	0	4	1	1	1/1	2	2	0	0	0	0	0	0	0
Totals-3 years		35/15	94	66	28	8	30	0	0	9	1	1	6/1	7	5	2	0.5	4.0	0	0	0	0

Additional Statistics: Blocked Kicks — 1998 (1 Field Goal Attempt)

EATON'S CAREER GAME-BY-GAME

1996	Opponent	P/S	TT	UT	A	S/Yd	I/Yds	PD	FF	FR	SpT	Score	'97 Cont.	Opponent	P/S	TT	UT	A	S/Yd	I/Yd	PD	FF	FR	SpT	Score			
12/01	at San Diego	p	1	1	-	1	4	0	-	1	-	-	W 45-7	12/22	at Miami	S	3	2	1	-	-	-	1	-	-	-	W14-12	
12/08	NewYork Jets	p	1	1	-	-	-	-	1	-	-	-	W24-10	1997 Season Totals	16/1	21	13	8	1	4	0	0	3	0	0	0	10-6	
12/15	at Dallas	p	1	1	-	-	-	-	-	-	-	-	L 6-12	12/28	Miami	p	1	1	0	-	-	-	-	-	-	-	W 17-13	
12/21	at NY Giants	p	1	0	1	-	-	-	-	-	-	-	W23-22	01/03	at Pittsburgh	p	1	0	1	-	-	-	-	-	-	-	L 6-10	
1996 Season Totals	4/0	4	3	1	1	4	0	0	2	0	0	0	11-5	1997 Postseason	2/0	2	1	1	0	0	0	0	0	0	0	0	1-1	
01/05	Pittsburgh	p	2	1	1	5	4	-	-	-	-	-	W 28-3	1998	Opponent	P/S	TT	UT	A	S/Yd	I/Yds	PD	FF	FR	SpT	Score		
01/12	Jacksonville	p	1	1	0	-	-	-	-	-	-	-	W 20-6	09/07	at Denver	S	1	0	1	-	-	-	1	-	-	-	-	L 21-27
01/26	Green Bay	p	0	0	0	-	-	-	-	-	-	-	L 21-35	09/13	Indianapolis	S	1	0	1	-	-	-	-	-	-	-	-	W 29-6
1996 Postseason	3/0	3	2	1	5	4	0	0	0	0	0	0	2-1	09/20	Tennessee	S	3	3	0	-	-	-	-	-	-	-	-	W27-16
1997	Opponent	P/S	TT	UT	A	S/Yd	I/Yd	PD	FF	FR	SpT	Score	10/04	at New Orleans	S	1	0	1	-	-	-	-	-	-	-	-	W30-27	
08/31	San Diego	p	1	1	0	-	-	-	-	-	-	-	W 41-7	10/11	Kansas City	S	3	2	1	1	2	-	-	-	-	-	-	W40-10
09/07	at Indianapolis	p	3	3	0	1	4	-	-	-	-	-	W 31-6	10/19	NewYorkJets	S	3	2	1	1	5	-	-	-	-	-	-	L 14-24
09/14	NY Jets*	p	0	0	0	-	-	-	-	-	-	-	W27-24	10/25	at Miami	S	3	2	1	1	4	-	-	-	-	-	-	L 9-12
09/21	Chicago	p	1	1	0	-	-	-	-	-	-	-	W 31-3	11/01	at Indianapolis	p	0	0	0	-	-	-	-	-	-	-	-	W21-16
10/06	at Denver	p	2	1	1	-	-	-	-	-	-	-	L 13-34	11/08	Atlanta	S	6	5	1	-	-	-	-	-	-	-	-	L 10-41
10/12	Buffalo	p	0	0	0	-	-	-	-	-	-	-	W 33-6	11/15	at Buffalo	inactive										L 10-13		
10/19	at NewYork Jets	p	0	0	0	-	-	-	-	-	-	-	L 19-24	11/23	Miami	S	3	2	1	-	-	-	-	-	-	-	-	W26-23
10/27	Green Bay	p	1	0	1	-	-	-	-	-	-	-	L 10-28	11/29	Buffalo	S	11	8	3	-	-	-	1	-	-	-	-	W25-21
11/02	at Minnesota	p	1	1	0	-	-	-	-	-	-	-	L 18-23	12/06	at Pittsburgh	S	7	6	1	3	11	-	1	1	-	-	-	W 23-9
11/09	at Buffalo	p	1	1	0	-	-	-	1	-	-	-	W31-10	12/13	at St. Louis	S	9	6	3	-	-	-	1	-	1	-	-	L 18-32
11/16	at Tampa Bay	p	2	0	2	-	-	-	-	-	-	-	L 7-27	12/20	San Francisco	S	6	4	2	-	-	-	-	-	-	-	-	W24-21
11/23	Miami	p	0	0	0	-	-	-	-	-	-	-	W27-24	12/27	at NewYorkJets	S	12	10	2	-	-	-	-	-	-	-	-	L 10-31
11/30	Indianapolis	p	0	0	0	-	-	-	-	-	-	-	W20-17	1998 Totals	15/14	69	50	19	6	22	0/0	4	1	1	0	9-7		
12/07	at Jacksonville	p	0	0	0	-	-	-	-	-	-	-	W26-20	01/03	at Jacksonville	S	2	2	0	-	-	-	-	-	-	-	-	L 10-25
12/13	Pittsburgh*	p	6	3	3	-	-	-	1	-	-	-	L 21-24															



ROBERT EDWARDS

RUNNING BACK



HEIGHT: 5-11 **WEIGHT:** 218
YEAR: 2ND **YRS/PAT:** 2ND
ACQUIRED: 1a (18TH) '98
SCHOOL: GEORGIA **MAJOR:** CONSUMER ECONOMICS
BORN: OCT. 2, 1974 TENNILLE, GA.



Career Transactions

Robert Edwards was drafted by the Patriots with their first of two first-round draft choices in the 1998 NFL draft (18th overall) ... The pick was obtained from the N.Y. Jets along with a 1998 third-round draft choice (81st overall — Chris Floyd) as compensation for the loss of restricted free agent Curtis Martin ... Signed by the Patriots on July 17, 1998 ... Suffered a severe knee dislocation in the celebrity rookie all-star event that will sideline Edwards for the entire 1999 season.

Career Highlights

(GP/GS: 16/15; 1/1)

- ★ He earned postseason all-rookie team honors from *Pro Football Weekly*, *College & Pro Football Weekly*, *Football Digest* and *Football News*. He was also selected as the Shaw's Supermarkets 12th Player Award.
- ★ He set an NFL record in his sixth week vs. New York (10/19) when he scored a touchdown in his sixth consecutive game as a pro — no player in NFL history had ever started their careers by scoring touchdowns in each of their first six games.
- ★ His 1,115 yards was the third-best rookie rushing performance in franchise history and ranked eighth all-time. He became just the fifth Patriot to ever rush for over 1,100 yards in a season.

1998 (16/15, 1/1): Started 15 of 16 games for the Patriots and rushed for 1,115 yards and nine touchdowns during his rookie campaign ... He earned post-season all-rookie team honors from *Pro Football Weekly*, *College & Pro Football Weekly*, *Football Digest* and *Football News* ... He was also selected as the

Shaw's Supermarkets 12th Player Award ... Finished the year with 291 carries for 1,115 yards (3.8 avg.) and nine touchdowns ... His 1,115 yards was the eighth-best rushing performance in franchise history and he became just the fifth Patriot to rush for over 1,100 yards in a season ... It ranked 10th overall in the AFC, second among rookie rushers ... He also caught 35 passes for 331 yards and three touchdowns ... His 35 receptions were third on the team behind Ben Coates (67) and Terry Glenn (50) ... His 12 touchdowns ranked fifth all-time, tying Mack Herron's

1974 season total and placed him third in the AFC behind Terrell Davis (23 TDs) and Fred Taylor (17) ... He recorded a single-game high of 196 yards at St. Louis (12/13), which placed him fourth among the Patriots' all-time leaders and fourth among the NFL's 1998 single-game highs ... Fumbled five times, but only surrendered one possession on the drops ... He made his NFL debut at Denver (9/7), splitting time with Sedrick Shaw ... Didn't start, but led the team in rushing with 50 yards on 13 carries, scoring

NOTES

- ★ Robert was prep teammates with Takeo Spikes (Bengals) and Greg Minor (Celtics).
- ★ Robert was recruited to Georgia as a cornerback in 1993, but made the transition to running back in 1995 and started 18 of 22 games in his final three years.
- ★ Robert led his high school team to a 14-1 record and a chance to play for the Class AA State Championship.
- ★ Robert enjoys playing basketball and fishing with his Grandma.

Seasonal Reviews

1999 (0/0, 0/0): Edwards will miss the entire 1999 season due to a severe knee injury, which he suffered while participating in a rookie all-star event in Hawaii during Pro Bowl weekend (2/5/99) ... The flag football game was sponsored by NFL Properties as a part of the Pro Bowl weekend festivities.



his first career touchdown on a 1-yard run in the second quarter ... Made his NFL starting debut the following week in the home opener vs. Indianapolis (9/13) ... Finished the game with 107 yards of offense, including 71 yards on three receptions (23.4 avg.) and scored on another 1-yard run late in the game to give the Patriots a 29-0 advantage in a 29-6 final ... Broke free for a season-long 53-yard run vs. Tennessee and finished the game with 92 yards on just 12 carries (7.7 avg.) and scored another touchdown run, extending his streak to three games ... Scored on an 8-yard run the following week at New Orleans (10/4) and finished just 3 yards shy of his first 100-yard rushing game in a 30-27 victory over the Saints ... He earned Patriots Miller Lite Player of the Game honors after posting his first 100-yard game the following week vs. Kansas City (10/11), as he rushed for 104 yards on 23 carries (4.5 avg.), and scored for the fifth consecutive week on a 1-yard run in the first quarter ... He also caught three passes for 32 yards, including a diving 15-yard touchdown which put the Patriots ahead 17-0 in a 40-10 pounding of the Chiefs ... It was his first career touchdown reception and the first multiple touchdown game of his career ... He set an NFL record in his sixth week vs. New York (10/19) when he scored a touchdown in his sixth consecutive game as a pro – no player in NFL history had ever started their careers with touchdowns scored in each of their first six games ... For the second week in a row, he rushed for 104 yards and a touchdown to earn Patriots Miller Lite Player of the Game honors ... He also had four receptions for 24 yards ... His record-breaking touchdown run converted a 4th-and-1 at the goal line ... Injuries in the Jets' game sidelined a number of offensive weapons for the Patriots, which had an immediate effect on the team's midseason offensive production ... His next 100-yard game wouldn't come until Week 15 at St. Louis (12/13) when Edwards exploded for 196 yards on 24 carries, an average of 8.2 yards per carry ... He tied his career long with a 53-yard sprint through the Rams secondary and added runs of 47 and 36 yards as well ... He gained 117 yards on just seven carries in the first quarter alone ... His 196 yards rushing was the fourth-best single-game performance in franchise history and the most yards allowed by the Rams since Jim Brown rushed for 237 yards ... His performance earned him his third Miller Lite Player of the Game honors of the season ... His fourth and final 100-yard game came the following week in a playoff clinching victory over the

San Francisco 49ers (12/20) when he rushed for 101 yards on 24 carries and scored on a 5-yard run ... He also added four receptions for 52 yards and scored the game's opening touchdown on a 19-yard pass from Scott Zolak ... It was his second multiple touchdown game of the season ... Led the team in rushing in 14 of the 16 games and either led or shared the lead as a receiver in four others ... His season-high was five receptions vs. Atlanta (11/8) ... Propelled the Patriots into the playoffs for a franchise-record third straight season ... Rushed for just 28 yard on 17 carries and caught three passes for 33 yards in a first-round loss at Jacksonville (1/3/99).

College

Edwards was recruited to Georgia as a cornerback in 1993, but made the transition to running back in 1995 and started 18 of 22 games in his final three years ... He was a four-year letterman (1993-97) and finished his collegiate career rushing for 1,955 yards and 27 touchdowns on 371 carries (5.3 avg.), which ranks 11th all-time among the Bulldogs career leaders despite playing the position for just over two seasons ... His career average of 5.3-yards per carry ranks eighth in school history and his 27 career rushing touchdowns ties Tim Worley for fifth place. **1997 (Senior):** Started seven of nine games and rushed for 830 yards and 12 touchdowns on 142 carries (5.9 avg.) to earn second-team All-American and first-team All-SEC honors ... Added 172 yards and a touchdown on 17 receptions and returned two kickoffs for 12 yards ... Suffered a severely sprained left ankle on the second play from scrimmage in the season opener vs. Arkansas State, causing him to miss the rest of the game, the entire second game and most of the third game of the season ... Returned vs. Mississippi State to rush for 102 yards and a touchdown on 14 carries (7.3 avg.) ... He rushed for 131 yards, including a 49-yard run, on 17 carries vs. Tennessee ... Recorded a career-high with 186 yards and two touchdowns on 19 carries (9.8 avg.) vs. Kentucky ... Touchdown runs were 44 and 80 yards ... His 80-yard run was the longest of his career and the longest since Worley took a handoff 89 yards vs. Florida in 1985 ... His 186-yard rushing total was the most by a Bulldog back since Garrison Hearst exploded for 246 yards against Vanderbilt in 1992 ... He neared his own career high with a 180-yard effort vs. Mississippi, his fifth and final 100-yard game of the season. **1996 (Junior):** Voted team captain prior to the season and started nine of 11 games at running back ... Led the team in rushing with 800 yards and nine touchdowns on 184 carries (4.4 avg.) ... Caught 23 passes for 199 yards (8.7 avg.) and a touchdown ... Returned



two kickoffs for 27 yards (13.5 avg.). **1995 (Redshirt):** Made the transition from cornerback to running back during fall drills ... Won the starting role, but fractured a bone in his foot during the second game of the season vs. Tennessee and missed the rest of the season and was granted a medical redshirt ... Finished the season with 325 yards and six touchdowns on 45 carries (7.2 avg.) before his injury ... Exploded for 169 yards and four touchdowns, with runs of 13, 1, 5 and 58 yards, in his offensive debut in a 42-23 victory over South Carolina in the season opener ... Added a fifth touchdown with a 45-yard reception ... His four rushing and five total touchdowns in a game tied Georgia school records. **1994 (Sophomore):** Started all 11 games at right cornerback for Georgia and finished the year with 64 tackles, seven pass deflections and four interceptions, which he returned 30 yards ... Recovered two fumbles and was credited with a blocked kick ... Posted 11 tackles, deflected a pass and recovered a fumble which led to a score in his first career start vs. South Carolina in the season opener. **1993 (Freshman):** Appeared

in six games as a cornerback as a true freshman and finished the season with five tackles.

Personal

Robert Lee Edwards III was born son of Robert Jr. and Jeannette Edwards on Oct. 2, 1974 in Tennille, Ga. ... He is the oldest of four children ... Played running back and defensive back at Washington County High in Tennille, Ga. and was voted the Georgia Class AA Defensive Player of the Year by the *Atlanta Journal-Constitution* ... Earned all-state and all-county honors after gaining 1,661 all-purpose yards and 14 touchdowns as a running back, while recording 145 tackles, including eight sacks and eight interceptions as a defensive back during his senior year ... He also blocked three punts, three PATs and three field-goal attempts during his final campaign, while leading the team to a 14-1 record and the Class AA State Championship game ... Majored in consumer economics at Georgia ... Robert is single.

ROBERT EDWARDS

Pos: RB Ht: 5-11 Wt: 218 Year: 2nd Acq: D1a (18th)'98 College: Georgia Born: 10/2/74 Contract: '02

Regular Season		Rushing				Receiving				Kick Returns				Fumbles		Tackles	
Year	Team	G/S	No	Yds	Avg	Lg	TD	No	Yds	Avg	Lg	TD	No	Yds	Avg	Lg	TD
1998	Patriots	16/15	291	1115	3.8	53	9	35	331	9.5	46	3	0	0	0.0	0	0

Postseason		Rushing				Receiving				Kick Returns				Fumbles		Tackles	
Year	Team	G/S	No	Yds	Avg	Lg	TD	No	Yds	Avg	Lg	TD	No	Yds	Avg	Lg	TD
1998	Patriots	1/1	17	28	1.6	7	1	3	33	11.0	17	0	0	0	0.0	0	0

SINGLE-GAME CAREER HIGHS

Regular Season

Rushes: 28 at Pittsburgh (12/6/98)
Yards: 196 at St. Louis (12/13/98)
Average: 8.2 at St. Louis (12/13/98)
Longest Run: 53 at St. Louis (12/13/98)
53 vs. Tennessee (9/20/98)
Touchdowns: 1 Nine Times, most recent v. S.F. (12/20/98)
Receptions: 5 vs. Atlanta (11/8/98)

Postseason


Rushes: 17 at Jacksonville (1/3/99)
Yards: 28 at Jacksonville (1/3/99)
Average: 1.6 at Jacksonville (1/3/99)
Longest Run: 7 at Jacksonville (1/3/99)
Touchdowns: 1 at Jacksonville (1/3/99)
Receptions: 3 at Jacksonville (1/3/99)
Yards: 33 at Jacksonville (1/3/99)
Average: 11.0 at Jacksonville (1/3/99)
Longest Rec.: 17 at Jacksonville (1/3/99)

EDWARDS' CAREER GAME-BY-GAME

		Rushing							Receiving						
1998	Opponent	G	No	Yds	Avg	Lg	TD		No	Yds	Avg	Lg	TD	W/L	
09/07	at Denver	p	13	50	3.8	15	1	-	-	-	-	-	-	L	
09/13	Indianapolis	S	18	36	2.0	8	1	3	71	23.7	39	0	W		
09/20	Tennessee	S	12	92	7.7	53	1	-	-	-	-	-	-	W	
10/04	at NewOrleans	S	22	97	4.4	14	1	1	4	4.0	4	0	W		
10/11	Kansas City	S	23	104	4.5	33	1	3	32	10.7	15	1	W		
10/19	NY Jets	S	22	104	4.7	14	1	4	24	6.0	8	0	L		
10/25	at Miami	S	19	27	1.4	15	0	3	26	8.7	10	0	L		
11/01	at Indianapolis	S	23	70	3.0	8	1	3	12	4.0	5	0	W		
11/08	Atlanta	S	10	11	1.1	8	0	5	34	6.8	12	0	L		
11/15	at Buffalo	S	14	50	3.6	13	0	1	10	10.0	10	0	L		
11/23	Miami	S	14	24	1.7	11	0	1	46	46.0	46	0	W		
11/29	Buffalo	S	13	40	3.1	13	0	2	6	3.0	4	1	W		
12/06	at Pittsburgh	S	28	66	2.4	17	1	1	6	6.0	6	0	W		
12/13	at St. Louis	S	24	196	8.2	53	0	-	-	-	-	-	-	L	
12/20	San Francisco	S	24	101	4.2	12	1	4	52	13.0	20	1	W		
12/27	at NY Jets	S	12	47	3.9	18	0	4	8	2.0	7	0	L		
1998 Totals			16/15	291	1115	3.8	53	9	35	331	9.5	46	3		
01/03	at Jacksonville	S	17	28	1.6	7	1	3	33	11.0	17	0	L		



ED ELLIS



TACKLE

HEIGHT: 6-7 **WEIGHT:** 330
YEAR: 3RD **YRS/PAT:** 3RD
ACQUIRED: D4b (125TH) '97 **SCHOOL:** BUFFALO
MAJOR: EARLY CHILDHOOD EDUCATION
BORN: OCT. 13, 1975 HAMDEN, CONN.



Career Transactions

Ed Ellis was drafted with the Patriots' own selection in the fourth round (125th overall) of the 1997 NFL draft ... Signed with the Patriots (6/19/97).

Seasonal Reviews

1998 (7/0, 0/0): Played in seven games for the Patriots, seeing limited playing time in a reserve role ... Dressed, but did not play in four other games ... Was listed among the Patriots inactive prior to five games ... He did receive some playing time in the first three games of the season; at Denver (9/7), vs. Indianapolis (9/13) and Tennessee (9/20) ... Subbed again Weeks 9-11 and 15.

1997 (1/0, 0/0): Ellis spent his rookie campaign developing his techniques in the transition from small college to the NFL ... He made his NFL debut vs. Buffalo (10/12) when he replaced Zefross Moss (back spasms) at right tackle ... Listed among the Patriots inactives in every other game, including both playoff games.

NOTES

- ★ Ed attended his first game at Foxboro as a fan while he was in high school.
- ★ Ed attended Hamden High in Connecticut and led the team to three district titles.

College

Ellis was a three-year starter at Buffalo (1994-96). **1996 (Senior):** First-team All-American selection by *The Gridiron Report* ... Lined up at left tackle and made 60 knockdown blocks. **1995 (Junior):** All-Independent selection by *The Sporting News* ... Started every game at left tackle, registering 51 knockdowns as the ground game averaged 149.6 yards. **1994 (Sophomore):** Started every game at right tackle ... Finished with 38 knockdowns as the team averaged 276.1 yards per game. **1993 (Freshman):** Started five of seven games at right tackle.


Personal

Edward Ellis was born the son of Randolph & Bobbie Ellis on Oct. 13, 1975 in Hamden, Conn. ... He attended Hamden (Conn.) High and earned three varsity letters in football ... Led his prep football team to three district titles ... Underwent surgery to repair a cracked patella on his right knee, which caused him to miss his entire junior season ... Majored in early childhood education at Buffalo ... Single.



CHRIS FLOYD

FULLBACK



HEIGHT: 6-2 WEIGHT: 235
 YEAR: 2ND YR/PATS: 2ND
 ACQUIRED: 3a (81st) '98
 SCHOOL: MICHIGAN MAJOR: SPORTS MANAGEMENT
 BORN: JUNE 23, 1975 DETROIT, MICH.



Career Transactions

Chris Floyd was drafted by the New England Patriots in the third round (81st overall) of the 1998 NFL Draft with a pick that was obtained by the Patriots (along with a first-round choice - Robert Edwards) from the New York Jets as compensation for the loss of restricted free agent Curtis Martin ... Signed by the Patriots on July 15, 1998.

Seasonal Reviews

1998 (16/2, 1/0): Participated in every game for the Patriots during his rookie campaign, including two starts in place of an injured Tony Carter ... Carried the ball six times in three different games for 22 yards and caught one pass for 6 yards ... Finished sixth on the team with 16 special teams tackles ... Made his NFL debut in a reserve role at Denver (9/7), playing mostly on special teams ... Made his first career special teams tackle in that game ... Spelled Carter late in the Patriots 40-10 victory over Kansas City (10/11) and rushed three times for 7 yards ... Made his NFL starting debut at Miami (10/25) in place of Carter, who missed the game due to a knee injury ... Carried the ball twice for 14 yards in a 24-21 victory over San Francisco (12/20) ... Playing time was limited to special teams in the playoffs and he recorded one tackle at Jacksonville (1/3/99).

College

Floyd rushed for 623 yards on 148 carries and caught 14 passes for 125 yards during his collegiate career at Michigan. **1997 (Senior):** Rushed for 269 yards and two touchdowns on 63 carries (4.3 avg.) and caught seven passes for

83 yards while starting eight of 11 games to help Michigan claim a share of the national championship ... Missed just one game vs. Baylor ... Recipient of the Bob Ufer Award, awarded annually to the Michigan player who shows the most spirit and desire. **1996 (Junior):** Appeared in every game and gained 101 yards on 30 carries (3.4 avg.) ... Caught three passes for 23 yards. **1995 (Sophomore):** Started six of 13 games at fullback and rushed for 182 yards on 48 carries (3.8 avg.) ... Added 19 yards on four receptions. **1994 (Freshman):** Appeared in every game as a true freshman and rushed for 71 yards on seven carries ... Played extensively on special teams and collected seven tackles ... Had a career-long 54-yard carry vs. Minnesota and returned a kickoff 10 yards vs. Wisconsin.

Personal

Christopher Michael Floyd was born the son of Gloria Floyd on June 23, 1975 in Detroit, Mich. ... He attended Cooley High in Detroit and excelled in football, earning *Super Prep* and *Prep Football Report* All-American honors as a fullback ... He was rated fourth-best in the nation at his position by the *National Recruiting Advisor* ... He rushed for 4,005 yards and 41 touchdowns on 429 carries during his prep career ... As a senior, he collected all-city, all-metro and all-state honors while rushing for 1,731 yards and 16 touchdowns on 185 carries ... Following his senior season, he was selected to play in the All-American Bowl, a national prep all-star game played annually in Allentown, Pa. ... In addition, he also earned four letters on the prep track team ... He earned his degree in sports management and communications at Michigan ... Chris is single.

NOTES

- ★ In 1995, Floyd was named Michigan's Gatorade Player of the Year in Football.
- ★ Chris was the 1997 recipient of the Bob Ufer Award, presented annually to the Michigan player who shows the most spirit and desire.
- ★ Chris joins former Wolverine teammates Damon Denson and Ty Law with the Patriots.

**CHRIS FLOYD**

Pos: FB Ht: 6-2 Wt: 235 Year: 2nd Acq: D3a(81st)'98 College: Michigan Born: 6/23/75 Contract: '00

Regular Season			Rushing					Receiving					Kick Returns					Fumbles		Tackles	
Year	Team	G/S	No	Yds	Avg	Lg	TD	No	Yds	Avg	Lg	TD	No	Yds	Avg	Lg	TD	No	Lost	SpT	Misc
1998	Patriots	16/2	6	22	3.7	10	0	1	6	6.0	6	0	0	0	0.0	0	0	0	0	16	1

Postseason			Rushing					Receiving					Kick Returns					Fumbles		Tackles	
Year	Team	G/S	No	Yds	Avg	Lg	TD	No	Yds	Avg	Lg	TD	No	Yds	Avg	Lg	TD	No	Lost	SpT	Misc
1998	Patriots	1/0	0	0	0.0	0	0	0	0	0.0	0	0	0	0	0.0	0	0	0	0	1	0

JOHN FRIESZ**QUARTERBACK**

HEIGHT: 6-4 WEIGHT: 223
 YEAR: 10TH YRS/PAT: 1ST
 ACQUIRED: FA '99 (SEA)
 SCHOOL: IDAHO MAJOR: EDUCATION
 BORN: JUNE 19, 1967 in MISSOULA, MT

**Career Transactions**

Signed with the Patriots on April 22, 1999 ... Originally drafted by the San Diego Chargers in the sixth round of the 1990 NFL draft ... Signed by the Chargers (7/20/90) ... Placed on injured reserve (elbow) from Sept. 4 to Oct. 3, 1990 ... Placed on practice squad (10/3/90 to 12/28/90) ... Granted free agency Feb. 1, 1992 ... Re-signed by Chargers (7/27/92) ... Placed on injured reserve with knee injury (8/25/92) ... Granted unconditional free agency (2/17/94) ... Signed by the Washington Redskins on April 18, 1994 ... Granted unconditional free agency (2/17/95) ... Signed by the Seahawks as an unrestricted free agent on March 17, 1995 ... Granted unconditional free agency (2/12/99).

Career Highlights

(GP/GS: 67/38; 0/0)

★ Came off the bench in Denver (12/10/95) to lead the Seahawks to their greatest come-from-behind-

victory in franchise history. Trailing 20-0 before engineering three fourth quarter touchdown drives in a 31-27 win. Passed for two scores in the quarter while completing 12-of-19 passes for 157 yards. Threw game-winning touchdown pass to Chris Warren with 0:49 remaining.

NOTES

- ★ John is an avid outdoorsman, and is also a certified scuba diver.
- ★ John was recruited to the University of Idaho by Dennis Erickson, who later coached him during his three seasons in Seattle.
- ★ In the 1991 season opener, John completed a 5-yard TD pass to rookie WR Shawn Jefferson. It was Shawn's first TD, John's 2nd.

★ Friesz has started 38 of 67 games during his career. In 1996 and 1997, he had earned the starting role for the Seahawks, only to have injuries sideline him for the majority of the season. In 1996, a broken leg ended his season after winning four of six games as a starter. The following year, he earned the starting job, only to give it up after breaking his thumb in the season opener.

Seasonal Reviews

1998 (6/1-Seattle): Played in six games for the Seahawks, including one start ... Backed-up Warren Moon for 11 of the first 12 games of the season ...



Replaced Moon (ribs) in the second half at Kansas City (10/4) ... Saw more action the following week vs Denver (10/11) ... Completed 6-of-8 attempts (.750) for 109 yards, including a 50-yard touchdown pass to Mike Pritchard ... Started for Moon (ribs) the following week at San Diego (10/25) and completed 14-of-21 attempts (.667) for 234 yards, including an 81-yard touchdown pass to Joey Galloway for a quarterback rating of 119.9 ... He also found Galloway for a 41-yard completion later in the game ... The 81-yard pass was the longest of his career ... Returned to a reserve role the following week when Moon returned and did not see any further game action for the remainder of the season ... Listed as the third quarterback prior to each of the final five games of the regular season ... Closed out the year completing 29 of 49 attempts for 409 yards and two touchdowns ... Completed 59.2 percent of his passes in 1998 – the highest single-season completion percentage of his career.

1997 (2/1 – Seattle): Opened the regular season as the starting quarterback, but broke the thumb on his right hand on the last offensive play of the first half against the New York Jets (8/31) in the season opener ... Played in just two games all year, totaling three quarters of action ... Finished the season with 138 yards on 15-of-36 attempts ... Reported among the Seahawk inactive prior to the next seven games ... Dressed, but was listed as the inactive “third quarterback” at Denver (11/2) and at San Diego (11/9) ... Backed up Warren Moon, but did not play for the next three weeks ... Played the entire fourth quarter at Baltimore (12/7), but was listed as the third quarterback for each of the final two games of the season.

1996 (8/6 – Seattle): Started six of eight games for the Seahawks ... Took over as the starter in game six after the team’s 1-4 start and posted a 4-2 record before being sidelined for the season with a broken leg suffered at Detroit (11/17) ... Engineered a 22-

15 win over the Dolphins in Miami (10/6) in a driving rainstorm in his first start, throwing for 299 yards and three scores ... Connected with Joey Galloway for first half scores of 51 and 65 yards and threw the game-winning 80-yard touchdown pass to Brian Blades with 2:03 left ... That completion was the longest of his career ... Became the first Seattle quarterback to have three 50+ touchdown passes in the same game ... After a loss at Kansas City (10/17), he guided Seattle to wins in a three-game homestand ... Passed for 206 yards against San Diego (10/27), 323 and one touchdown versus Houston (11/3), and 263 and two scores against Minnesota (11/10) ... Threw a 14-yard touchdown pass to Joey Galloway with 3:30 to tie the Houston game ... His 323 yards represented the first 300-yard passing game by a Seattle quarterback since Nov. 10, 1991, a span of 79 games ... Broke open a close game against the Vikings with a second quarter scoring pass and added a second in the fourth quarter ... Broke a bone in his leg in the first quarter against the Lions (11/17) and played on it until the fourth quarter ... Missed the last five games of the season on injured reserve.

1995 (6/3 – Seattle): Played in six games for Seattle, starting three at quarterback ... Came off the bench in Denver (12/10) to lead the Seahawks to their greatest comeback in franchise history ... Trained 20-0 before engineering three fourth quarter touchdown drives in a 31-27 win ... Completed 12-of-19 passes for 157 yards and two touchdowns in the fourth quarter ... Threw the game-winning touchdown pass to Chris Warren with 49 seconds remaining ... Saw action as a reserve in two games, in the season opener vs. Kansas City (9/3) and vs. San Diego (10/22), before making first start at Arizona (10/29) ... Suffered a separated left (non-throwing) shoulder in the first quarter of that game, but missed only six plays before returning to finish the game ... Overcame early 14-0 deficit to tie game in regulation ... He was driving toward the game-winning score when a deflected pass was intercepted and returned for a touch-

FRIESZ 300-YARD GAMES

Date	Opponent	A	C	Yds	Pct	TD	Int	LG	T/L	Rating
10/13/91	at L.A. Rams	33	21	306	63.6	2	1	49t	1/8	101.3
10/20/91	Cleveland	54	33	321	61.1	1	2	25	3/16	68.5
09/18/94	at N.Y. Giants	50	32	381	64.0	2	2	36	1/5	83.8
11/03/96	Houston	38	24	323	63.2	1	1	44	1/3	87.9



down ... His injury kept him out of the lineup for the next five games ... Returned to action at Denver (12/10) when he came of the bench to complete 12 of 23 attempts for 157 yards and two touchdowns ... Started the last two games of the season ... Completed 16-of-25 passes for 220 yards and one score against the Oakland Raiders ... Engineered scoring drives on his first five possessions of the game, extending a consecutive scoring streak to eight straight possessions.

1994 (16/4 – Washington): Signed with the Redskins as an unrestricted free agent on April 18 ... Started the first four games of the season ... He was active for every game, seeing action in seven games at quarterback and each of the remaining nine games as the team's placement holder ... He finished the year completing 105 of 180 attempts (.583) for 1,266 yards and 10 touchdowns ... Passed for 195 yards and four touchdowns without an interception in a 38-24 win at New Orleans (9/11) ... Tied a team record with 32 completions, including two touchdowns, and recorded a career-high 381 yards in a 31-23 loss at the New York Giants (9/18) ... Completed a 73-yard scoring pass to Henry Ellard vs. Atlanta (9/25), a career long ... Saw action at quarterback in only three other games the rest of the season, vs. Arizona (10/16), San Francisco (11/6), and Dallas (11/20).

1993 (12/6 – San Diego): Saw action in 12 games, starting six consecutive games (Weeks 6-12) when Stan Humphries was sidelined by a shoulder injury ... Engineered two wins during that time, over two eventual playoff teams (Los Angeles Raiders and Minnesota Vikings) ... Completed 20-of-32 passes for 268 yards and two scores versus the Vikings (11/7) ... One of the touchdowns was a 66-yarder to Anthony Miller, the Chargers longest scoring play from scrimmage all season ... Came off the bench in Week Three to lead a 74-yard scoring drive to the winning field goal with 0:03 left against Houston (9/19) ... Suffered only four interceptions in 238 attempts.

1992 (0/0 – San Diego): Missed the entire season on injured reserve due to a knee injury he suffered in the second quarter of the preseason opener at Phoenix.

1991 (16/16 – San Diego): Started every game for the Chargers in 1991 and recorded career-highs in

every passing category ... Completed 262 of 487 attempts for 2,896 yards and 12 touchdowns ... Recorded his first 300-yard game against the Rams in Los Angeles (10/13) when he completed 21 of 33 attempts (.636) ... Eclipsed that plateau for the second consecutive week when he completed 33 of 54 attempts for 321 yards vs. Cleveland (10/20) ... Engineered a fourth quarter 24-21 win over New Orleans (11/17) ... Earned the starting job in the final preseason game by completing 17-of-19 passes for 210 yards against the Raiders ... Started in the season opener at Pittsburgh (9/1) and completed his first touchdown pass of the season on a 5-yard toss to WR Shawn Jefferson.

1990 (1/1 – San Diego): Missed the first 15 games on injured reserve, but returned to start against the eventual AFC West Champion Los Angeles Raiders (12/29) in the season finale ... Completed 11-of-22 passes for 98 yards with one touchdown and one interception in a 17-12 loss.

College

Set 24 school, 18 conference, and five NCAA Division I-AA records ... Teams were 27-5 in his career and advanced to the playoffs three times ... Consensus All-America, All-Big Sky Conference and conference Player of the Year as a junior and senior ... Threw for 10,697 career yards, the NCAA's fifth-best total ... Had 4,041 yards with 31 touchdowns and eight interceptions as a senior ... Yardage total was the sixth highest in NCAA single-season history ... Had 11 games with more than 300 yards, including five with more than 400 ... Set an NCAA I-AA single-game completion percentage mark of 84.8% (28-of-33) against Montana State ... Finished his career completing 801-of-1,350 attempts for 10,697 yards, 77 touchdowns and 40 interceptions ... Completed another 105-of-178 passes for 1,535 yards with 11 touchdowns and seven interception in the postseason.

Personal

John Melvin Friesz was born May 19, 1967 in Missoula, MT ... He earned all-state honors in football at Coeur d'Alene (Idaho) High School and lettered in baseball as a pitcher ... He hosted a golf tournament in San Diego to benefit the American Diabetes Association ... He is an avid outdoorsman and a certified scuba diver ... John and his wife, Julie, have a son, Hunter (11/25/95).



40 YEARS OF PATRIOTS FOOTBALL



JOHN FRIESZ

Pos: QB Ht: 6-4 Wt: 223 Year: 10th Acq: FA-98 (SEA) College: Idaho Born: 6/19/67 Contract: '01

Regular Season Passing Statistics

Year	Team	G/S	Att	Cmp	Yds	Yds/Att	Pct	TD	Int	Int%	Lg	Sacks	Rating
1990	Chargers	1/1	22	11	98	4.45	50.0	1	1	4.5	17	1/7	58.5
1991	Chargers	16/16	487	262	2896	5.95	53.8	12	15	3.1	58	32/214	67.1
1992	Chargers	0/0	injured reserve										
1993	Chargers	12/6	238	128	1402	5.89	53.8	6	4	1.7	66t	14/98	72.8
1994	Redskins	16/4	180	105	1266	7.03	58.3	10	9	5.0	73t	6/45	77.7
1995	Seahawks	6/3	120	64	795	6.63	53.3	6	3	2.5	43t	3/12	80.4
1996	Seahawks	8/6	211	120	1629	7.72	56.9	8	4	1.9	80t	12/77	86.4
1997	Seahawks	2/1	36	15	138	3.83	41.7	0	3	8.3	22	2/11	18.1
1998	Seahawks	6/1	49	29	409	8.35	59.2	2	2	4.1	81t	1/7	82.8
Totals-9 Years		67/38	1343	734	8633	6.43	54.7	45	41	3.1	81t	71/471	72.9

Regular Season		Rushing					Fumbles			
Year	Team	No	Yds	Avg	Lg	TD	Fum	Rec	Yds	
1990	Chargers	1	3	3.0	3	0	0	0	0	
1991	Chargers	10	18	1.8	11	0	10	2	-21	
1992	Chargers	injured reserve								
1993	Chargers	10	3	0.3	2	0	2	1	-3	
1994	Redskins	1	1	1.0	1	0	2	1	0	
1995	Seahawks	11	0	0.0	2	0	2	1	-3	
1996	Seahawks	12	1	0.1	3	0	7	2	-6	
1997	Seahawks	1	0	0.0	0	0	1	1	-2	
1998	Seahawks	5	5	1.0	8	0	0	0	0	
Totals-9 years		51	31	0.6	11	0	24	8	-35	

SINGLE-GAME CAREER HIGHS

Passing

Attempts: 54 vs. Cleveland 10/20/91
 Completions: 33 vs. Cleveland 10/20/91
 Most Yards: 381 at N.Y. Giants 9/18/94
 High Completion %: 68.2 at N.O., 9/11/94 (15-22)
 Longest Completion: 80 to Brian Blades,
 at Miami 10/6/96 (TD)
 Most Touchdowns: 4 at New Orleans 9/11/94
 Most Interceptions: 3 Four Times
 (Last: at Baltimore 12/7/97)
 Longest Touchdown: 80 to Brian Blades,
 at Miami 10/6/96

FRIESZ VS THE NFL

Team	G	Att	Com	Pct	Yds	LG	TD	Int	Rating	300
Arizona	4	32	17	53.1	205	23	2	2	67.8	0
Atlanta	2	51	30	58.8	366	73t	2	3	69.6	0
Baltimore	1	15	5	33.3	59	16	0	3	-----	0
Buffalo	0	0	0	-----	0	0	0	0	-----	0
Carolina	0	0	0	0.0	0	0	0	0	-----	0
Chicago	1	37	19	51.4	184	21	0	0	65.6	0
Cincinnati	0	0	0	0.0	0	0	0	0	-----	0
Cleveland	1	54	33	61.1	321	25	1	2	68.5	1
Dallas	2	35	16	45.7	193	28	1	2	48.9	0
Denver	6	119	57	47.9	705	50t	5	6	59.7	0
Detroit	1	18	8	44.4	148	73	0	1	50.2	0
Green Bay	1	4	1	25.0	15	15	0	0	42.7	0
Houston	2	53	32	60.4	433	47	1	1	84.9	1
Indianapolis	2	1	1	100.0	11	11	0	0	112.5	0
Jacksonville	0	0	0	0.0	0	0	0	0	-----	0
Kansas City	8	223	109	48.9	1196	46	5	6	61.4	0
Miami	3	58	35	60.3	484	80t	5	1	108.7	0
Minnesota	2	65	42	64.6	531	66t	4	0	110.5	0
New England	0	0	0	0.0	0	0	0	0	-----	0
New Orleans	2	52	31	59.6	370	41t	4	1	99.0	0
N.Y. Giants	2	50	32	64.0	381	36	2	2	83.8	1
N.Y. Jets	2	30	17	56.7	140	22	0	1	55.0	0
Oakland	6	129	67	51.9	786	43t	4	2	74.6	0
Philadelphia	3	1	1	100.0	14	14	0	0	-----	0
Pittsburgh	2	67	34	50.7	299	19	1	2	55.5	0
St. Louis	2	33	21	63.6	306	49t	2	1	101.3	1
San Diego	3	59	34	57.6	496	81t	1	0	90.8	0
San Francisco	2	45	22	48.9	236	50	3	3	59.1	0
Seattle	4	112	70	62.5	754	58	2	2	80.7	0
Tampa Bay	2	0	0	0.0	0	0	0	0	-----	0
Washington	0	0	0	0.0	0	0	0	0	-----	0
Career Totals	66	1343	734	54.7	8633	81t	45	41	72.9	4



FRIESZ'S CAREER GAME-BY-GAME

1990	Opponent	P/S	A	C	Yds	Pct	TD	Int	LG	S/Yd
12/29	L.A. Raiders	S	22	11	98	50.0	1	1	17	1/7
1991	Opponent	P/S	A	C	Yds	Pct	TD	Int	LG	S/Yd
09/01	at Pittsburgh	S	41	19	192	46.3	1	1	19	3/17
09/08	at San Francisco	S	33	14	179	42.4	2	3	50	1/9
09/15	Atlanta	S	22	13	136	59.1	1	0	36	1/7
09/22	at Denver	S	29	13	139	44.8	0	1	30	2/13
09/29	Kansas City	S	25	10	162	40.0	0	0	46	1/7
10/06	at L.A. Raiders	S	22	12	118	54.5	1	0	25	3/18
10/13	at L.A. Rams	S	33	21	306	63.6	2	1	49t	1/8
10/20	Cleveland	S	54	33	321	61.1	1	2	25	3/16
10/27	at Seattle	S	41	27	212	65.9	0	0	26	3/20
11/03	BYE									
11/10	Seattle	S	25	17	229	68.0	0	0	58	3/16
11/17	New Orleans	S	30	16	175	53.3	0	1	29	2/16
11/24	at N.Y. Jets	S	9	7	61	77.8	0	1	13	1/10
12/01	L.A. Raiders	S	27	12	150	44.4	0	1	31	3/26
12/08	at Kansas City	S	37	19	208	51.4	1	1	17	0/0
12/15	Miami	S	25	17	185	68.0	2	0	29	2/15
12/22	Denver	S	34	12	123	35.3	1	3	19	3/16
1991 TOTALS	(16/16)		487	262	2896	53.8	12	15	5832	2/14

1992	Opponent	P/S	A	C	Yds	Pct	TD	Int	LG	S/Yd
Missed entire season on Injured Reserve (knee)										
1993	Opponent	P/S	A	C	Yds	Pct	TD	Int	LG	S/Yd
09/05	Seattle									
09/12	at Denver	P	6	3	40	50.0	0	0	20	0/0
09/19	Houston	P	15	8	110	53.3	0	0	47	0/0
09/26	BYE									
10/03	at Seattle	P	14	9	103	64.3	0	0	20	1/7
10/10	at Pittsburgh	S	26	15	107	57.7	1	0	13	0/0
10/17	Kansas City	S	35	18	218	51.4	1	1	43	3/28
10/24	BYE									
10/31	at L.A. Raiders	S	25	13	162	52.0	1	1	37	1/3
11/07	at Minnesota	S	32	20	268	62.5	2	0	66t	1/5
11/14	Chicago	S	37	19	184	51.4	0	0	21	3/32
11/21	L.A. Raiders	S	8	3	38	37.5	0	0	17	2/8
11/29	at Indianapolis	P	1	1	11	100.0	0	0	11	0/0
12/05	Denver									
12/12	Green Bay									
12/19	at Kansas City	P	38	19	161	50.0	1	2	31	3/15
12/27	Miami	P	1	0	0	0.0	0	0	0	0/0
01/03	at Tampa Bay									
1993 TOTALS	(12/6)		238	128	1402	53.8	6	4	661	14/98

1994	Opponent	P/S	A	C	Yds	Pct	TD	Int	LG	S/Yd
09/04	Seattle	S	32	17	210	53.1	1	2	27t	0/0
09/11	at New Orleans	S	22	15	195	68.2	4	0	41t	1/5
09/18	at N.Y. Giants	S	50	32	381	64.0	2	2	36	1/5
09/25	Atlanta	S	29	17	230	58.6	1	3	73t	1/13
10/02	Dallas	P								
10/09	at Philadelphia	P								
10/16	Arizona	P								
10/23	at Indianapolis	P								
10/30	Philadelphia	P								
11/06	San Francisco	P	12	8	57	66.7	1	0	18	1/8
11/13	BYE									
11/20	at Dallas	P	35	16	193	45.7	1	2	28	2/14
11/27	N.Y. Giants	P								
12/04	at Tampa Bay	P								
12/11	at Arizona	P								
12/18	Tampa Bay	P								
12/24	at L.A. Rams	P								
1994 TOTALS	(16/4)		180	105	1266	58.3	10	9	73t	6/45

1995	Opponent	P/S	A	C	Yds	Pct	TD	Int	LG	S/Yd
09/03	Kansas City	P	9	5	77	55.5	1	0	23	0/0
09/10	at San Diego									
09/17	Cincinnati									
09/24	BYE									
10/01	Denver									
10/08	at Oakland									
10/15	at Buffalo									

10/22	San Diego	P	5	4	56	80.0	0	0	20	0/0
10/29	at Arizona	S	32	17	205	53.1	2	2	23	1/2
11/05	N.Y. Giants									
11/12	at Jacksonville									
11/19	at Washington									
11/26	N.Y. Jets									
12/03	Philadelphia									
12/10	at Denver	P	23	12	157	51.2	2	1	20	0/0
12/17	Oakland	S	25	16	220	64.0	1	0	43t	0/0
12/24	at Kansas City	S	26	10	80	38.5	0	0	15	2/10
1995 TOTALS	(6/3)		120	64	795	53.3	6	3	43t	3/12

1996	Opponent	P/S	A	C	Yds	Pct	TD	Int	LG	S/Yd
09/01	at San Diego									
09/08	Denver	P	19	11	137	57.9	1	0	37	1/8
09/15	Kansas City									
09/22	at Tampa Bay									
09/29	Green Bay	P	4	1	15	25.0	0	0	15	0/0
10/06	at Miami	S	32	18	299	56.3	3	1	80t	0/0
10/13	BYE									
10/17	at Kansas City	S	34	20	238	58.8	1	1	32	3/25
10/27	San Diego	S	33	16	206	48.5	0	0	41	2/10
11/03	Houston	S	38	24	323	63.2	1	1	44	1/3
11/10	Minnesota	S	33	22	263	66.7	2	0	22	2/15
11/17	at Detroit	S	18	8	148	44.4	0	1	73	1/6
11/24	Oakland									
12/01	at Denver									
12/08	Buffalo									
12/15	at Jacksonville									
12/22	at Oakland									
1996 TOTALS	(8/6)		211	120	1629	56.9	8	4	80t	12/77

1997	Opponent	P/S	A	C	Yds	Pct	TD	Int	LG	S/Yd
08/31	N.Y. Jets	S	21	10	79	47.6	0	0	22	1/5
09/07	Denver									
09/14	at Indianapolis									
09/21	San Diego									
09/28	at Kansas City (ot)									
10/05	Tennessee									
10/12	BYE									
10/19	at St. Louis									
10/26	Oakland									
11/02	at Denver									
11/09	at San Diego									
11/16	at New Orleans (ot)									
11/23	Kansas City									
11/30	Atlanta									
12/07	at Baltimore	P	15	5	59	33.3	0	3	16	1/6
12/14	at Oakland									
12/21	San Francisco									
1997 TOTALS	(2/1)		36	15	138	41.7	0	3	22	2/11

1998	Opponent	P/S	A	C	Yds	Pct	TD	Int	LG	S/Yd
09/06	Philadelphia	S	1	1	14	100.0	0	0	14	0/0
09/13	Arizona	P	0	0	0	0.0	0	0	0	0/0
09/20	Washington									
09/27	Philadelphia									
10/04	Kansas City	P	19	8	52	42.1	0	1	16	0/0
10/11	Denver	P	8	6	109	75.0	1	1	50t	1/7
10/25	San Diego	P	21	14	234	66.7	1	0	81t	0/0
11/1	Oakland									
11/8	Kansas City									
11/15	Oakland									
11/22	Dallas									
11/29	Tennessee									
12/6	N.Y. Jets									
12/13	San Diego									
12/20	Indianapolis									
12/27	Denver									
1998	(5/1)		49	29	409	59.2	2	2	81t	1/7

Career					1,343	734	8,633	54.7	45	41	81t
					67/38						71/471



TERRY GLENN

WIDE RECEIVER



HEIGHT: 5-11 **WEIGHT:** 185
YEAR: 4TH **YRS/PAT:** 4TH
ACQUIRED: D1 (7TH) '96
SCHOOL: OHIO STATE **MAJOR:** HISTORY
BORN: JULY 23, 1974 COLUMBUS, OH



Career Transactions

Terry Glenn was drafted in the first round (7th overall) in the 1996 NFL draft ... He was the second wide receiver selected in the draft after Keyshawn Johnson ... Signed with the Patriots on July 12, 1996 ... Placed on injured reserve with a broken ankle on Dec. 18, 1998.

Career Highlights

(GP/GS: 34/33; 5/5)

- ★ Has had a tremendous impact on the Patriots. In his first three seasons, the Patriots are 23-11 when he plays and only 7-7 when he doesn't.
- ★ Earned his second Patriots Miller Lite Player of the Game honors at Pittsburgh (12/6) when he exploded for nine receptions for a franchise record 193 yards, including a career-long 86-yard touchdown from Bledsoe
- ★ Glenn missed the season opener of his rookie campaign, but still established an NFL rookie reception record with 90 catches in 1996.
- ★ His 90 receptions rank second among the Patriots' all-time single-season reception leaders. Only Ben Coates caught more passes in a single season (96).
- ★ Earned *Sports Illustrated* Rookie of the Year honors.
- ★ Earned Miller Lite Player of the Game and Staples Star of the Game honors when he caught seven passes for 163 yards, including a long of 50 yards, vs. Green Bay (10/27/97).

★ Glenn set postseason career highs with five receptions for 96 yards in the divisional playoff game at Pittsburgh (1/3/98) before leaving the game with a broken clavicle.

Seasonal Reviews

1998 (10/9, 0/0): Glenn started nine of 10 games and led the team with 792 receiving yards and ranked second only to Ben Coates (67) with 50 receptions ... Established a franchise record at Pittsburgh (12/6) when he exploded for 193 yards receiving (9 receptions), his fourth 100-yard game of the season ... It was the fourth-highest single-game performance in the NFL in 1998 ... Led the team in receptions in five of his nine starts, including each of the first three games to start the season ... Pulled a hamstring vs. the Jets (10/19) and missed the next four games ... Returned, but broke his ankle in the 15th week at St. Louis (12/13) and was placed on the injured reserve list (12/18) for the remainder of the season ... Opened the season with five receptions for 71 yards at Denver (9/7) ... Earned Patriots Miller Lite Player of the Game honors for his 102-yard effort and a touchdown on just four receptions (25.5 avg.) vs. Tennessee (9/20), including a 51-yard touchdown pass from Drew Bledsoe ... The following week, he topped the century mark again with 105 yards on four catches (26.3 avg.) in a 30-27 victory in New Orleans (10/4) ... Had a game-high seven receptions for 78 yards in a 40-10 pasting of the Chiefs (10/11) ... Pulled a hamstring the following week vs. New

NOTES

- ★ As a youngster, one of Glenn's first jobs was to sell sodas at Ohio State games.
- ★ Despite scholarship offers from other schools, the Columbus native elected to stay home and walk-on at Ohio State.
- ★ Terry caught nine passes for 253 yards and touchdowns of 75, 12, 36 and 61 yards in his third college start at Pittsburgh (9/23/95).



York and missed the next four games ... Returned to action vs. Miami (11/23) and picked up right where he left off, with seven receptions for 66 yards in a 26-23 victory ... Recorded his third 100-yard game of the season, the sixth of his career, the following week vs. Buffalo (11/29) for he grabbed eight passes for 104 yards ... Earned his second Patriots Miller Lite Player of the Game honors at Pittsburgh (12/6) when he exploded for nine receptions for 193 yards, including a career-long 86-yard touchdown from Bledsoe ... The touchdown pass was the longest of Bledsoe's career and the fourth-longest in franchise history ... The last time two Patriots connected for a longer pass was when Tony Eason and Craig James teamed up for a 90-yard pass on Sept. 15, 1985, more than 13 years earlier ... His season ended the following week at St. Louis (12/13) ... After catching a pass and turning up field, a defender tackled Glenn from behind and rolled up on his ankle, causing a compound fracture ... He was placed on injured reserve on Dec. 18 and missed the remainder of the 1998 season.

1997 (9/9, 2/2): Despite starting nine games for the Patriots, Glenn participated in less than half of the Patriots' offensive plays in 1997 due to an injury-plagued season ... Caught passes in just seven games, yet finished the season with 27 catches for 431 yards (16.0 avg.) and two touchdowns ... Opened the season with three catches for 74 yards in the first half vs. San Diego (8/31), but he suffered

a twisted ankle at the end of a 40-yard

reception when he was tackled by

Charger CB Mark Montreuil ...

The injury sidelined him

for the next series ... He

returned to catch a 25-

yard touchdown pass,

but was once again

forced to the sidelines

after aggravating the

injury ... He missed the

next two games due to

the ankle sprain ...

Returned to the starting

lineup vs. Chicago (9/21),

but did not play after the

first series and did not

make a reception ... Caught two

passes the following week at

Denver (10/6) ... Lost his

first career fumble after a

19-yard reception on the

SUDDEN IMPACT

Terry Glenn has had a tremendous impact on the Patriots since he was drafted in 1996. Unfortunately, injuries the past two seasons have limited his playing time. What kind of an impact has Terry had? Compare the numbers below:

Year	Regular Season		Postseason	
	with	w/o	with	w/o
1996	11-4	0-1	2-1	0-0
1997	5-4	5-2	1-1	0-0
1998	7-3	2-4	0-0	0-1
Totals	23-11	7-7	3-2	0-1

first series of the game ... Earned Miller Lite Player of the Game and Staples Star of the Game honors when he caught seven passes for a career-high 163 yards, including a career-long 50-yard reception, vs. Green Bay (10/27) ... Added a 49-yard reception as well ... His 163 yards vs. Green Bay was just 1 yard shy of his season total (164) through the first seven games ... His 163 yards receiving was the fifth-highest single-game total in franchise history ... It was the first 100-yard game of the season and just the third of his career ... The following week at Minnesota (11/2), he was forced from the game after being poked in the eye ... Missed nearly half the game, but returned in the fourth quarter with an eye shield over his facemask ... Finished the game with five catches for 45 yards and a touchdown ... Caught three passes for 59 yards, including a 40-yarder, at Buffalo (11/9) before leaving the game with a hamstring injury ... Missed the next five games due to the hamstring injury ... Returned to the starting lineup at Miami (12/22) in the season finale, but re-aggravated the injury early in the game and did not return ... Started the following week and led the team with four catches for 57 yards in a playoff victory over the Dolphins (12/28) ... Caught five passes for 96 yards in the divisional playoff game at Pittsburgh (1/3), but left the game with a broken collarbone, ending an injury-plagued season.

1996 (15/15, 3/3): Glenn missed the opening game of the 1996 season recovering from a hamstring injury which sidelined him for the entire preseason, yet started each of the remaining 18 games for the Patriots, including each of the three playoff games ... Despite missing the season opener, he still recorded a team-leading 90 receptions, which broke a 16-year NFL rookie receiving record of 83, set by San Francisco's Earl Cooper in 1980 ... Completed his rookie season with 90 receptions for 1,132





yards (12.6 avg.) and six touchdowns, one of which was for a season-long of 37 yards ... His 90 receptions ranked second only to Carl Pickens' 100 catches in the AFC and ranked seventh overall ... His 1,132 yards ranked fifth in the AFC and 11th overall ... He finished as the runner-up for the Associated Press' Rookie of the Year honors, which was awarded to his former college teammate Eddie George (Houston Oilers) ... Selected Rookie of the Year by *Sports Illustrated* and AFC Rookie of the Year by UPI ... One of three Patriots selected by Gordon Forbes for the *USA Today* All-Pro Team, joining tight end Ben Coates and linebacker Ted Johnson ... Garnered first-team All-AFC honors from UPI and was a second alternate for the AFC in the 1997 Pro Bowl ... He was a consensus All-Rookie Team selection by publications nationwide ... Strained a hamstring muscle two days before the first preseason game (7/31) and missed the next five weeks rehabilitating, including the season opener at Miami (9/1) ... Made his NFL debut in the second game of the season at Buffalo (9/8) and finished with a team-high six catches for 76 yards and a touchdown to earn Patriots' Miller Lite Player of the Game and Staples Star of the Game honors ...

His first career reception came on a 9-yard pass from Drew Bledsoe in the second quarter ... His first career touchdown reception was made on a diving effort at the 1-yard line, which he then took into the end zone for a 37-yard touchdown ... It was also his longest reception of the season ... He led the team in receptions and receiving yardage in nine of 15 games during the regular season ... He

HONORS & AWARDS

1998 Honors

- Patriots Miller Lite Player of the Game — Wk 3 & 14

1997 Honors

- Patriots Miller Lite Player of the Game — Wk 9
- Staples Star of the Game — Wk 9

1996 Honors

- *Sports Illustrated* Rookie of the Year
- UPI AFC Rookie of the Year
- Associated Press Rookie of the Year Runner-Up (to Eddie George)
- AFC Pro Bowl Second Alternate
- UPI All-AFC First Team
- *USA Today* All-Pro Team
- *College & Pro Football Newsweekly* All-Rookie Team
- *Football News* All-Rookie Team
- Patriots Miller Lite Player of the Game - Wk 2 & 17
- Staples Star of the Game - Weeks 2 & 14

eclipsed the 100-yard plateau twice; once vs. Miami (11/3) and then again in the season finale at the Giants (12/21) ... Caught five passes for a game-high 66 yards in a 31-0 shutout victory over Arizona (9/15), including a 23-yard reception on a flea-flicker, which set up a 1-yard touchdown run by Curtis Martin ... Led the team with six receptions (tied) for 89 yards in a 28-25 overtime victory vs. Jacksonville (9/22) ... Caught a 32-yard pass to set up the game-winning field goal in overtime ... Led the team with seven receptions for 84 yards vs. Washington (10/13), including a long of 33 yards, which he advanced to the 2-yard line to

set up a Curtis Martin touchdown late in the fourth quarter ... Caught his second touchdown pass of the season with an 8-yard connection from Bledsoe at Indianapolis (10/20) ... Registered a season-high with 10 receptions for 112 yards vs. Miami (11/3), including a 15-yard reception with :24 remaining in the first half which led to a Martin 1-yard touchdown run to tie the game at 14 in a 42-23 victory ... Caught his third touchdown of the season on a 26-yard strike from Bledsoe and gained 26 yards on a reverse which led to another Martin 1-yard touchdown in a 31-27 victory over the Jets (11/10) ... Suffered a concussion vs. Denver (11/17) and was forced to

leave the game after catching just two passes for 22 yards ... Recorded another game-high with seven catches for 82 yards and a touchdown vs. Indianapolis (11/24) ... Earned Staples Star of the Game honors at San Diego (12/1) after grabbing five receptions for 53 yards, including an 8-yard touchdown ... Set a new NFL rookie receiving record with his 66th reception of the season, surpassing Bill Brooks (1986) on the all-time list ... Grabbed another team-high

ROOKIE RECEPTIONS

Terry Glenn missed the 1996 season opener, yet still broke a 16-year NFL rookie reception record of 83. The record was set by San Francisco FB/TE Earl Cooper. Glenn's eight receptions in the season finale at the New York Giants gave him 90 for the year. The NFL's all-time rookie reception leaders are listed below:

No	Player (Pos), Team	Year
90	Terry Glenn (WR), New England	1996
83	Earl Cooper (FB), San Francisco	1980
81	Keith Jackson (TE), Philadelphia	1988
75	Terry Kirby (RB), Miami	1993
72	Gary Clark (WR), Washington	1985
72	Bill Groman (WR), Houston	1960



1,000-YARD ROOKIE RECEIVING SEASONS

seven receptions for 66 yards vs. the Jets (12/8) ... Had a game-high eight catches for 83 yards at Dallas (12/15) ... Earned Miller Lite Player of the Game honors after setting an NFL rookie reception record with his 90th catch in the season finale at the Giants (12/21) ... Closed out the regular season with a game-high eight catches for a season-high 124 yards

(15.5 avg.) and a touchdown ... His 90 receptions ranks second on the Patriots' single-season reception list, trailing Ben Coates' 96 in 1994 ... Led the team with 12 receptions for 164 yards (13.7 avg.) in the postseason ... Blew past All-Pro cornerback Rod Woodson on the first play of the game and caught a career-long 53-yard pass from Bledsoe to set up a 2-yard touchdown run by Martin in the divisional playoff game vs. Pittsburgh (1/5/97) ... Caught a team-high five receptions for 33 yards in the AFC Championship Game vs. Jacksonville (1/12/97) ... Closed out his sensational rookie campaign with four receptions for 62 yards in Super Bowl XXXI vs. Green Bay (1/26/97).

College

As a sophomore in 1994, Glenn played behind two of the top college receivers in the nation; Joey Galloway (Seattle) and Chris Sanders (Houston), who were each drafted in the 1995 NFL draft ... In 1995, the junior wide out returned to accept the starting assignment and quickly established himself as one of the greatest Buckeye receivers of all-time. **1995:** Received the Fred Biletnikoff Award, given annually to the nation's top wide receiver ... Selected first-team All-American by Associated Press, Football Writers Association, Walter Camp and *Football News* ... Was a unanimous All-Big Ten receiver following his record-breaking performance ... Set single-season reception records for Ohio State with 1,411 yards and 17 touchdowns, breaking the previous records of 1,127 yards and 11 touchdowns set by Cris Carter in 1986 and the 11 touchdowns by Joey Galloway in 1993 ... Glenn's 64 receptions ranks second in Buckeye history behind

Terry Glenn became just the 11th rookie receiver in NFL history to eclipse the 1,000-yard plateau. Former college teammate Joey Galloway was the 10th to qualify (in 1995). Glenn's 124 yards receiving in the 1996 regular season finale moved him ahead of Bill Brooks and into third place on the rookie receiving list. The NFL's top 11 rookie receivers (by yardage) are listed below:

Year	Player, Team	No	Yds	Avg	Lg	TD
1960	Bill Groman, Houston	72	1472	20.5	92	12
1952	Bill Howton, Green Bay	53	1231	23.2	90	13
1996	Terry Glenn, Patriots	90	1132	12.6	37	6
1986	Bill Brooks, Indianapolis	65	1131	17.4	84	8
1954	Harlon Hill, Chicago	45	1124	25.0	76	12
1961	Mike Ditka, Chicago	56	1076	19.2	76	12
1986	Ernest Givins, Houston	61	1062	17.4	60	3
1995	Joey Galloway, Seattle	67	1039	15.5	59	7
1981	Cris Collinsworth, Cincy	67	1009	15.1	74	8
1965	Bob Hayes, Dallas	46	1003	21.8	82	12

Carter's 69 receptions in 1986 ... His 22.0 yard average per catch is the highest for any player with more than 20 receptions in a season ... He added 33 yards on four carries (8.3 avg.) and 158 yards on eight kickoff returns (19.8 avg.) ... He started 12 of 13 games for the Buckeyes, missing the Minnesota (11/4) contest due to a shoulder separation ...

Also missed the second half of the Iowa (10/28) game due to a stomach virus ... Set a single-game school record at Pittsburgh (9/23) when he caught nine passes for 253 yards (28.1 avg.) and four touchdowns ... He also had 17 yards rushing, 16 yards in punt returns and 29 yards on a kickoff return for a total of 315 all-purpose yards in a 54-14 trouncing of Pittsburgh. **1994:** Played in 10 games as a reserve flanker and totaled seven receptions for 110 yards (15.7 avg.). **1993:** Saw limited action in 10 games playing behind Chris Sanders at flanker ... Missed the final two games of the season due to a knee injury ... Finished the year with eight catches for 156 yards (19.5 avg.) and returned 10 kickoffs for 241 yards (24.1 avg.). **1992:** Joined the team as a walk-on and redshirted as a freshman ... Earned a scholarship in spring drills the following season.

Personal

Terry Glenn was born on July 23, 1974 in Columbus, Ohio ... As a teenager, he was raised by Charles and Mary Henley of Columbus, Ohio – his legal guardians ... The Henley's son, June, was drafted by the Kansas City Chiefs in the 1996 NFL draft ... Glenn attended Brookhaven High in Columbus, where he lettered in football and basketball ... As team co-captain on the football team, he led Brookhaven to an 11-2 record and a chance to compete in the state playoffs as a senior ... He finished the year with 416 yards and four touchdowns on just 14 receptions (29.7 avg.) ... Handled the team's kick return responsibilities and earned second-team all-district honors ... Majored in history at Ohio State ... Terry has a son, Terry Jr.

**TERRY GLENN**

Pos: WR Ht: 5-11 Wt: 185 Year: 4th Acq: D1(8th)'96 College: Ohio State Born: 7/23/74 Contract: '01

Regular Season			Receiving					Rushing			Fumbles		Misc	Postseason Receiving						
Year	Team	G/S	No	Yds	Avg	Lg	TD	No	Yds	Lg	TD	No	Lost	Tkls	G/S	No	Yds	Avg	Lg	TD
1996	Patriots	15/15	90	1132	12.6	37	6	5	42	26	0	1	0	3	3/3	12	164	13.7	53	0
1997	Patriots	9/9	27	431	16.0	50	2	0	0	0	0	1	1	0	2/2	9	153	17.0	39	0
1998	Patriots	10/9	50	792	15.8	86	3	2	-1	7	0	0	0	1	0/0	Injured Reserve				
Totals-3 years		34/33	167	2355	14.1	86	11	7	41	26	0	2	1	4	5/5	21	317	15.1	53	0

Additional Statistics: Forced Fumbles — 1996 (1); Fumbles Out of Bounds — 1996 (1)

SINGLE-GAME CAREER HIGHS**Regular Season**

Receptions: 10 vs. Miami (11/3/96)
 Yards: 193 at Pittsburgh (12/6/98)
 Average: 25.5 at New Orleans (10/4/98)
 TDs: 1 (11 times) Most recent at Pittsburgh (12/6/98)

Postseason

Receptions: 5 vs. Pittsburgh (1/5/97)
 Yards: 96 vs. Pittsburgh (1/5/97)
 Average: 23.0 vs. Pittsburgh (1/5/97)
 TDs: 0

GLENN'S CAREER GAME-BY-GAME

1996	Opponent	G	No	Yds	Avg	Lg	TD	W/L	Score	1997	Opponent	G	No	Yds	Avg	Lg	TD	W/L	Score
09/01	at Miami			inactive				L	10-24	1/09	at Buffalo	S	3	59	19.7	40	0	W	31-10
09/08	at Buffalo	S	6	76	12.7	37	1	L	10-17	11/16	at Tampa Bay			inactive			L	7-27	
09/15	Arizona	S	5	66	13.2	23	0	W	31-0	11/23	Miami			inactive			W	27-24	
09/22	Jacksonville	S	6	89	14.8	32	0	W	28-25	11/30	Indianapolis			inactive			W	20-17	
10/06	at Baltimore	S	6	88	14.7	28	0	W	46-38	12/07	at Jacksonville			inactive			W	26-20	
10/13	Washington	S	7	84	12	33	0	L	22-27	12/13	Pittsburgh*			inactive			L	21-24	
10/20	at Indianapolis	S	3	29	9.7	14	1	W	27-9	12/22	at Miami	S	-	-	-	-	W	14-12	
10/27	Buffalo	S	4	65	16.3	28	0	W	28-25	1997 Totals	9/9	27	431	16.0	50	2		10-6	
11/03	Miami	S	10	112	11.2	20	0	W	42-23	12/28	Miami	S	4	57	14.3	24	0	W	17-3
11/10	at New York Jets	S	6	83	13.8	28	1	W	31-27	01/03	at Pittsburgh	S	5	96	19.2	39	0	L	6-7
11/17	Denver	S	2	22	11	12	0	L	8-34	1997 Playoffs	2/2	9	153	17.0	63	0		1-1	
11/24	Indianapolis	S	7	82	11.7	19	1	W	27-13										
12/01	at San Diego	S	5	63	12.6	25	1	W	45-7	1998	Opponent	Starts	No	Yds	Avg	Lg	TD	W/L	Score
12/08	New York Jets	S	7	66	9.4	25	0	W	34-10	09/07	at Denver	S	5	71	14.2	24	0	L	21-27
12/15	at Dallas	S	8	83	10.4	29	0	L	6-12	09/13	Indianapolis	S	3	25	8.3	12	1	W	29-6
12/21	at NY Giants	S	8	124	15.5	31	1	W	23-22	09/20	Tennessee	S	4	102	25.5	51	1	W	27-16
1996 Totals	15/15	90	1132	12.6	37	6		11-5		10/04	at New Orleans	S	4	105	26.3	43	0	W	30-27
01/05	Pittsburgh	S	3	69	23	53	0	W	28-3	10/11	Kansas City	S	7	78	11.1	23	0	W	40-10
01/12	Jacksonville	S	5	33	6.6	11	0	W	20-6	10/19	New York Jets	S	2	34	17.0	29	0	L	14-24
01/26	Green Bay	S	4	62	15.5	44	0	L	21-35	10/25	at Miami			inactive			L	9-12	
1996 Playoffs	3/3	12	164	13.7	53	0		2-1		11/01	at Indianapolis			inactive			W	21-16	
										11/08	Atlanta			inactive			L	10-41	
1997	Opponent	G	No	Yds	Avg	Lg	TD	W/L	Score	11/15	at Buffalo			inactive			L	10-13	
08/31	San Diego	S	3	74	24.7	40	1	W	41-7	11/23	Miami	p	7	66	9.4	21	0	W	26-23
09/07	at Indianapolis			inactive				W	31-6	11/29	Buffalo	S	8	104	13.0	33	0	W	25-21
09/14	New York Jets*			did not play				W	27-24	12/06	at Pittsburgh	S	9	193	21.4	86	1	W	23-9
09/21	Chicago	S	-	-	-	-	-	W	31-3	12/13	at St. Louis	S	1	14	14.0	14	0	L	18-32
10/06	at Denver	S	2	27	13.5	19	0	L	13-34	12/20	San Francisco			placed on IR			W	24-21	
10/12	Buffalo	S	4	50	12.5	22	0	W	33-6	12/27	at New York Jets						L	10-31	
10/19	at New York Jets	S	3	13	4.3	12	0	L	19-24	1998 Totals	10/9	50	792	15.8	86	3			
10/27	Green Bay	S	7	163	23.3	50	0	L	10-28	01/03	at Jacksonville						L	10-25	
11/02	at Minnesota	S	5	45	9	15	1	L	18-23	* indicates overtime games									



HEATH IRWIN

GUARD/CENTER



HEIGHT: 6-4 **WEIGHT:** 300
YEAR: 4TH **YRS/PAT:** 4TH
ACQUIRED: D4A (101ST) '96
COLLEGE: COLORADO **MAJOR:** CRIMINAL JUSTICE
BORN: JUNE 27, 1973 BOULDER, CO



Career Transactions

Heath Irwin was drafted by the Patriots with the first of three fourth-round (101st overall) selections in the 1996 NFL draft ... Signed with the Patriots (7/17/96) ... Re-signed one-year tender offer (6/25/99).

Career Highlights

(GP/GS: 29/4; 3/0)

- ★ Broke into starting lineup at left guard for three games during the 1998 season and the Patriots were 2-1 in those games.
- ★ Irwin did not allow a sack in his first professional start and helped the Patriots to a 31-10 victory over Buffalo (11/9/97).

Seasonal Reviews

1998 (13/3, 1/0): Started three games at left guard for the Patriots after two years of reserve duty ... Participated in 13 games in all, missing three due to an ankle injury ... Earned his first start of the season and just the second of his career when he replaced Max Lane at left guard at Buffalo (11/15) ... Started again the following week vs. Miami (11/23) and helped give Drew Bledsoe the time to throw 54 passes for 423 yards in a dramatic, come-from-behind 26-23 victory ... The line allowed just one sack in the game ... A high ankle sprain in the game caused him to miss the next three starts, but he returned to the starting lineup in the season finale at the Jets (12/27) ... He played, but did not start in the Patriots playoff loss at Jacksonville (1/3/99).

1997 (16/1, 2/0): Irwin played in every game for the Patriots in 1997 and made his NFL starting debut at left guard at Buffalo (11/9) ... Saw limited playing time behind left guard Max Lane, but did play on field goal and PAT units ... Received his first extensive playing time at left guard at Minnesota (11/2) when Zefross Moss left the game due to back spasms and Max Lane was moved from left guard to right tackle ... He was also called upon to handle the long-snapping responsibilities after Mike Bartrum left the game with a broken arm ... Started the following week at Buffalo (11/9) ... Moss returned to the starting lineup at Tampa Bay (11/16) and Irwin returned to reserve duty ... Appeared in both playoff games on special teams.


1996 (0/0, 0/0): Irwin gained valuable experience backing up veteran left guard William Roberts during his rookie campaign, but did not see any playing time ... He was listed among the team's inactives prior to every regular season and playoff game.

NOTES

- ★ Heath is the nephew of Hale Irwin of PGA fame.
- ★ Heath's father, Phil, was a standout linebacker at Colorado (1968-70) and was the first CU athlete to appear on the cover of Sports Illustrated (following an upset victory over Penn State in 1970).
- ★ Heath was part of an offensive line which helped pave the way for Rashaan Salaam's Heisman Trophy performance in 1994.
- ★ Heath became the first Colorado offensive lineman to score in 25 years when he recovered a fumble in the end zone versus Nebraska (10/28/95).

College

Irwin was a three-year letterman at Colorado (1993-95) ... Started the last three seasons at left guard for Colorado. **1995:** Earned first-team All-American honors by Associated Press and received honorable mention recognition from UPI ... Also a first-team all-conference selection ... Received the Trainers' Inspiration



Award ... Participated in 742 plays, more than any other player on the team, and did not get called for a penalty or allow a sack ... Started every game at left guard and saw action on CU's defensive line in goal-line situations (six plays) ... Became the first Colorado offensive lineman to score in 25 years when he recovered a fumble in the end zone vs. Nebraska (10/28).

1994: Earned honorable mention All-American recognition and second-team all-conference honors as a junior ... Started every game, including the Fiesta Bowl, at left guard ... Participated in

721 plays from scrimmage (third on the team) ... Allowed just two pressures and one sack all season ... Helped pave the way for an offensive unit which set a school record by gaining 5,448 net yards. **1993:** Start-

ed all 12 games at left guard and allowed only one sack ... Led the team with 808 plays and finished the year with nine pancake blocks and 11 touchdown blocks.

1992: Plans for a redshirt season were cancelled after six games when injuries at the guard position forced Irwin into active duty ... Played in the final five games of the season, but did not receive enough playing time to earn a letter.

Personal

Heath Irwin was born the son of Phil and Sue Irwin on June 27, 1973 in Boulder, Colo. ... Phil was a standout linebacker at Colorado (1968-70) ... Uncle, Hale, was an All-American defensive back at Colorado (1964-66) and was the 1967 NCAA golf champion ... Heath attended Boulder (Colo.) High where he earned first-team All-American honors from *Super Prep* and Tom Lemming's *Prep Football Report* as a senior ... Also earned all-state, all-county and all-conference honors playing offensive guard and defensive tackle ... Lettered in track, competing in the shot put and discus ... Majored in criminology at Colorado and earned "academic starters" honors ... Heath and his wife Molly celebrated the birth of their first daughter, Bailee, on Dec. 18, 1998.

STEVE ISRAEL

CORNERBACK



HEIGHT: 5-11 **WEIGHT:** 197

YEAR: 8TH **YRS/PAT:** 3RD

ACQUIRED: UFA (SF) '97

SCHOOL: PITTSBURGH

MAJOR: ECONOMICS

BORN: MARCH 16, 1969 LAWNDALE, NJ



Career Transactions

Steve Israel signed with the Patriots as an unrestricted free agent from San Francisco on March 24, 1997 ... Originally drafted by the L.A. Rams in the second round (30th pick overall) of the 1992 NFL draft ... Signed with Rams (8/23/92) ... Waived by Rams (8/6/95) and claimed off waivers by the Green Bay Packers (8/7/95) ... Released (8/25/95) ... Signed with the 49ers (10/3/95) ... Granted unconditional free agency (2/16/96) ... Re-signed by 49ers (3/1/96) ... Granted unconditional free agency (2/14/97).

Career Highlights

(GP/GS: 80/25; 5/1)

★ Israel started seven of 11 games at cornerback during the 1998 season and registered career highs with 41 tackles, three interceptions and two sacks.

★ Sacked Jacksonville quarterback Mark Brunell and forced a fumble in a 26-20 victory over the Jaguars (12/7/97) — the first sack and forced fumble of his career.

★ Intercepted his first pass as a Patriot in the divi-



sional playoff game at Pittsburgh (1/3/98) with a diving grab just inches off the turf. It was his first postseason interception.

★ Registered a career-high with nine tackles in the season opener vs. Arizona (9/4/94).

Seasonal Reviews

1998 (11/7, 1/1): Started seven of 11 games at right corner for the Patriots after missing the first five weeks of the season rehabilitating a nagging knee injury ... Despite starting in less than half of the Patriots games, he posted career-highs in total tackles (41), sacks (2), interceptions (3) and tied a career-high with 12 passes defended ... Saw his first action of the season Week 6 vs. the Jets (10/19) and posted three solo stops in reserve duty ... Received limited playing time in his first four games, playing in the Patriots' nickel and dime substitution packages ... Recorded his first sack of the season on a corner blitz vs. Atlanta, dropping Chris Chandler for a 2-yard loss ... Made his first start for the Patriots and his first NFL start in over two years when he took over the right corner position in the following week at Buffalo (11/15) and was credited with four tackles ... Posted five tackles the following week vs. Miami (11/23) and picked off a Dan Marino pass, his first of the season ... His second interception of the year came off a Kordell Stewart pass at the Patriots 6-yard line in the fourth quarter to secure a 23-9 victory over the Steelers (12/6) ... He posted a season-high with six tackles and intercepted his third pass of the season at St. Louis (12/13) ... Logged another six-tackle effort the following week vs. San Francisco (12/20), including a 10-yard sack on Steve Young.

1997 (5/0, 2/0): A torn patella tendon in Israel's left knee, which he suffered during training camp, sidelined the veteran cornerback for most of the season ... He returned in time to help the Patriots during the final month of the season ... He saw limited playing time in just five games and finished the season with nine tackles, including a sack ... He batted down two pass attempts, forced a fumble and was credited with a special teams tackle ... He saw his first action of the season as a nickel back vs. the Jets (9/14) after missing the entire preseason and the first two regular season games ... He was listed among

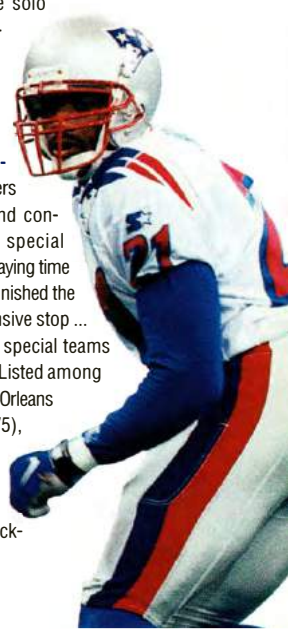
the Patriots inactives for the next eight games ... He was activated vs. Miami (11/23), but did not play ... Appeared in just his second game of the season in the 14th week of the season vs. Indianapolis (11/30) ... Sacked Jacksonville quarterback Mark Brunell and forced a fumble in a 26-20 victory over the Jaguars (12/7) — the first sack and forced fumble of his career ... Recorded three tackles for the second consecutive week vs. Pittsburgh (12/13) ... Batted down a pass in each of his final four games, including both playoff games ... Intercepted his first pass as a Patriot in the divisional playoff game at Pittsburgh (1/3/98) with a diving grab just inches off the turf ... It was his first postseason interception.

NOTES

- ★ Steve participated in the NFL's Fastest Man Competition in 1993. While at Pitt, he was clocked running a 4.26 in the 40.
- ★ Steve was inducted into the Hall of Fame at his high school alma mater at Hadon Heights in 1996.
- ★ Steve is very active in the community and works closely with the Fellowship of Christian Athletes, The Horizons Initiative (a homeless center), the Lowmide Youth Association and Special Olympics.
- ★ Steve founded the Steve Israel Fund, which raises funds to benefit numerous youth centers.

1996 (14/2, 2/0 - San Francisco): Israel saw extensive playing time as the 49ers' nickel back and finished the season with a career-high 40 tackles (36 solos) ... Knocked away seven passes and grabbed his first career interception ... Listed among the 49ers inactives at Houston (10/27) and at New Orleans (11/3) due to injury ... Recorded three solo stops and recovered a fumble vs. Baltimore (11/17) ... Made a season-high six hits at Pittsburgh (12/15).

1995 (8/0, 0/0 - San Francisco): Signed with the 49ers as a free agent (10/3) and contributed extensively on special teams ... Received limited playing time in the 49ers secondary ... Finished the season with just one defensive stop ... Made his 49ers debut on special teams at Indianapolis (10/15) ... Listed among the 49ers inactives vs. New Orleans (10/29), vs. Carolina (11/5), vs. St. Louis (11/26) and in the NFC divisional playoff game (1/6/96) ... Credited with a special teams tack-





le at Dallas (11/12) ... Recorded two defensive stops at Miami (11/20) ... Registered a special teams tackle vs. Buffalo (12/3), Carolina (12/10) and had two hits vs. Minnesota (12/18).

1994 (10/2 - L.A. Rams): Opened the season as the Rams' starting right corner, but suffered a knee injury in the second game of the season and missed the next four weeks

... He was off to best start of his career before the injury, totaling 17 tackles in the first two games ... Registered a career-high with nine tackles in the season opener vs. Arizona (9/4) ... Posted eight solos stops the following week at Atlanta (9/11) ... Missed the next four games due to injury and returned to action as a reserve ... Finished the year with 22 solo tackles and three passes defended.

1993 (16/12-L.A. Rams): Moved into the starting lineup for the final 11 games of the season and compiled 35 defensive stops and 12 passes defended ... Recorded a season-high with five tackles vs. Cleveland (12/26).

1992 (16/2 - L.A. Rams): Played in every game as a rookie, including two starts ... Used primarily on special teams and as an extra back in nickel coverages ... Started two games in nickel coverage, both against Atlanta's run-and-shoot offense ... Finished his rookie campaign with 27 total tackles (25 solos).

SINGLE-GAME CAREER HIGHS

Regular Season

Total Tackles—9 vs. Arizona (9/4/94)
Solo Tackles—8 at Atlanta (9/11/94)
Sacks—1 at Jacksonville (12/7/97)
Interceptions—1 (3 yards)

Postseason

Total Tackles—2 at Pittsburgh (1/3/98)
Interceptions—1 at Pittsburgh (1/3/98)

College

Israel was a second-team All-American and first-team All-Big East selection as a senior at the University of Pittsburgh ... Intercepted six passes and was credited with 11 pass deflections as a senior ... Averaged 24.0 yards per return on 24 kickoffs ... Earned MVP honors in the 1992 Hula Bowl ... He also played in the

East/West Shrine game ... Missed 13 games during the 1989-90 seasons due to a right knee injury.

Personal

Steven Douglas Israel was born the son of James and Patricia Israel on March 16, 1969 in Lawnside, N.J. ... He is the middle of five children ... His youngest brother, Ronald, plays safety at Notre Dame ... Attended Haddon Heights (N.J.) High and lettered in football (3 years), and track (2) ... Rushed for 800 yards and 13 TDs and caught 27 passes for 486 yards as a senior to earn all-state and All-Deleware Valley honors ... Graduated from Pittsburgh with a degree in economics in 1992 ... In his leisure time, Steve enjoys reading and playing chess ... He was a Dallas Cowboys and Philadelphia 76ers fan growing up ... Steve and his wife, Lora, have two daughters, Averi Lora (11/1/91), Ashley Sharda (4/8/95), and one son, Austin Stephon (10/2/98).

STEVE ISRAEL

Pos: CB Ht: 5-11 Wt: 197 Year: 8th Acq: UFA(SF)'97 College: Pittsburgh Born: 3/16/69 Contract: '99

			Tackles					Miscellaneous						Postseason Statistics									
Year	Team	G/S	TT	UT	A	S	Yds	I	Yds	PD	FF	FR	SpT	G/S	TT	UT	A	S	Yds	No	Yds	PD	
1992	Rams	16/2	27	25	2	0	0	0	0	0	0	1	7	0/0 inactive	2/0 2/0 1/1	3 3 1	3 3 1	0 0 0	0 0 0	0 0 0	0 1 0	0 2 0	
1993	Rams	16/12	35	31	4	0	0	0	0	12	0	0	3										
1994	Rams	10/2	22	22	0	0	0	0	0	3	0	0	4										
1995	49ers	8/0	8	7	1	0	0	0	0	0	0	0	7										
1996	49ers	14/2	40	36	4	0	0	1	3	7	0	1	8										
1997	Patriots	5/0	9	9	0	1	7	0	0	2	1	0	1										
1998	Patriots	11/7	41	31	10	2	12	3	13	12	0	0	0										
Totals-7 years			80/25	182	161	21	3	19	4	16	36	1	2										30

Additional Regular Season Statistics

Kickoff Returns—1992 (1 for -3 yards), 1993 (5 for 92 yards)



SHAWN JEFFERSON

WIDE RECEIVER



HEIGHT: 5-11 **WEIGHT:** 180
YEAR: 9TH **YRS/PAT:** 4TH
ACQUIRED: UFA'96 (SD)
SCHOOL: CENTRAL FLORIDA **MAJOR:** BUSINESS ADMINISTRATION
BORN: FEBRUARY 22, 1969 **JACKSONVILLE, FL**



Career Transactions

Shawn Jefferson signed with the Patriots on March 14, 1996 as a veteran free agent after his release from the San Diego Chargers ... He was originally drafted by the Houston Oilers in the ninth round (240th pick overall) in the 1991 NFL Draft ... Signed with the Oilers (7/15/91) ... Packaged in a trade along with a first-round draft choice in 1992 (Chris Mims) to San Diego in exchange for DL Lee Williams (8/22/91) ... Granted restricted free agency (3/1/93) and re-signed with the Chargers (7/15/93) ... Granted free agency (2/17/94) and re-signed with the Chargers (7/15/94) ... Chargers released his rights (along with Natrone Means) to free room under the salary cap when they signed free agent defensive end Marco Coleman (2/29/96).

Career Highlights

(GP/GS: 127/84; 12/10)

- ★ Jefferson has played in 127 of 128 possible regular season games since entering the league in 1991. The only game he missed was at Buffalo (9/8/96) due to a concussion he suffered the previous week. It snapped a streak of 81 consecutive regular season games played.
- ★ Jefferson is one of the fastest players in the NFL and helped form one of the most dangerous receiving tandems in the NFL when he joined the Patriots in 1996 to start opposite Terry Glenn.

- ★ Averaged a career-high 22.7 yards per reception in 1998, over 7 yards better than his previous career best of 15.6 in 1997.
- ★ On the receiving end of QB Drew Bledsoe's 25-yard game-winning touchdowns pass with only 0:29 second remaining vs. Miami (11/23/98).
- ★ Eclipsed the century mark twice in 1998, including a career-high 131-yard game on six catches (21.8) vs. Miami (11/23/98).

★ Earned Staples Star of the Game honors at Minnesota (11/2/97) after he caught four passes for 108 yards, including a career-long 76-yard touchdown strike.

★ Posted a career-high with nine receptions (104 yards) in the Patriots' divisional playoff game at Pittsburgh (1/3/98).

★ Caught four passes for 88 yards, including touchdown receptions of 7 and 35 yards at Baltimore (10/6/96). It was the first multiple touchdown performance of his career.

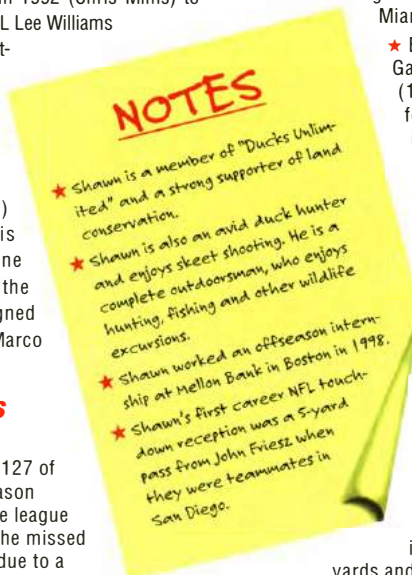
★ Made quite a splash in his rookie debut by catching three passes for 23

yards and scoring his first career

touchdown in a 26-20 loss at Pittsburgh (9/1/91).

Seasonal Reviews

1998 (16/16, 1/1): Although injuries ravaged the Patriots receiving corps in 1998 (Terry Glenn, Troy Brown and Vincent Brisby missed a combined total





of 22 games played), Jefferson remained the position's stalwart by starting in every game and extending his streak of consecutive games played to 46 ... He finished the year with just 34 receptions, a five-year low, but led the team with a 22.7-yard average per catch, a career high ... His 771 receiving yards tied his 1996 season output (second-best in his career) when he had 50 receptions for the year ... His 22.7-yard receiving average is the third best single season average in Patriots history, only Stanley Morgan, who recorded season averages of 23.4 (1981) and 22.8 (1979), finished a season with higher averages per catch (min. 34 receptions) ... Picked up 15 yards on his only rush attempt of the season vs. San Francisco (12/20) ... Recorded two 100-yard games in 1998, both against Miami ... Earned Miller Lite Player of the Game honors when he led the team with four receptions for 116 yards at Miami (10/25) ... Set a career-high with 131 yards (6 catches) vs. Miami (11/23), which included a game winning 25-yard touchdown reception with just 0:29 remaining in the game ... The following week he

caught two passes for 18 yards, including a clutch sideline reception on fourth down to extend the game-winning drive against Buffalo (11/29) in a dramatic, come-from-behind 25-21 victory ... Doubled his career total of 50-yard receptions, adding four in 1998 ...

His longest reception of the year was a 61-yard touchdown vs. San Francisco (12/20) ... Also had longs of 55 (at Denver, 9/7), 54 (at Miami, 10/25) and 50 (at St. Louis, 12/13) ... Led the team in receiving yards four times during the season; with 73 yards (3

receptions) at St. Louis (12/13) and 72 yards (2) vs. San Francisco (12/20), in addition to each Miami game (131 and 116 yards respectively) ... Led the team in tackles after turnovers with three ... Did not fumble the ball all year, but he did recover a loose ball ... Started the Patriots playoff game at Jacksonville (1/3) and caught 4 passes for 30 yards.

1997 (16/14, 2/2): Started 14 of 16 regular season games at wide receiver and both playoff games for the Patriots ... Did not start at Indianapolis (9/7) and at Denver (10/6) when the Patriots opened in a double tight end formation ... Led the Patriots and set a career-high with 841 yards receiving ... Ranked second on the team with 54 receptions ... Recorded a career-long 76-yard touchdown reception from Drew Bledsoe at Minnesota (11/2) ... It was the longest pass completion of the Patriots' season ... Led the team with five receptions for 82 yards (16.4 avg.) in the season opener against San Diego (8/31) ... Scored his first touchdown of the season on a 34-yard pass in the first quarter at Indianapolis (9/7) ... Added a 64-yard reception and finished the game with 98 yards and a touchdown on just two catches ... Led the team with five receptions for 63 yards in a 27-24 overtime victory over the Jets (9/14) ... Caught five passes for 55 yards, but lost a fumble at the Chicago 2-yard line vs. the Bears (9/21) ... Appeared in his 100th career game at Denver and caught three passes for 45 yards ... Earned Staples Star of the Game honors at Minnesota (11/2) after he caught four passes for 108 yards, including the career-long 76-yard touchdown strike ... It was his second 100-yard game of his career ... Led the team with 71 yards on four receptions vs. Miami (11/23) ... Led the team with 74 yards on four receptions the following week vs. Indianapolis (11/30) ... Led the team again with seven receptions for 76 yards in the season finale at Miami (12/22) ... Recorded single-season career highs in each of the following categories: receptions (54), yards (841), average (15.6) and longest reception (76t) ... Had just one reception in the Patriots wildcard victory over Miami (12/28) ... Saved his best for last with a spectacular performance in the divisional playoff game at Pittsburgh (1/3/98) when he posted a career-high nine receptions for 104 yards.

1996 (15/15, 3/3): Made an immediate impact at wide





LONG DISTANCE

When the Patriots are away from home and they want to collect, they call on Shawn Jefferson. Of his eight career 50-yard receptions, seven have been made at opposing venues. The 22 longest receptions of his career are listed below with his Patriots totals in blue:

<u>Yds</u>	<u>Opponent</u>	
76	at Minnesota	11/02/97
64	at Indianapolis	09/07/97
61t	San Francisco	12/20/98
55	at Denver	09/07/98
54	at Miami	10/25/98
52t	at Kansas City	11/13/94
51	at Kansas City	11/01/93
50	at St. Louis	12/13/98
47t	at Denver	09/04/94
46	Atlanta	11/08/98
45	at Kansas City	10/09/95
42	Buffalo	10/27/96
39	Denver	11/17/96
39t	at Oakland	09/03/95
39t	at Indianapolis	11/29/93
38	Indianapolis	09/13/98
38	Miami	11/23/98
38	Jacksonville	01/12/97
38t	at Philadelphia	09/17/95
36	at Miami	10/25/98
35t	at Baltimore	10/06/96
35	San Diego	08/31/97
34t	at Indianapolis	09/07/97

BOLD indicates receptions as a Patriot

receiver for the Patriots, starting 18 of 19 games, including each of the team's three playoff games ... Missed the second game of the season at Buffalo (9/8) after suffering a concussion in the season opener at Miami (9/1) ... Snapped his streak of consecutive games played at 81 ... Eclipsed his own single-season career highs in every receiving category ... Finished the year with 50 receptions for 771 yards (15.4 avg.) and four touchdowns ... Added one rush for 6 yards ... His 50 receptions ranked third on the team, while his 771 yards finished second ... Added 10 receptions in the playoffs ... He led the team in receptions in two games and in receiving yardage in five games ... Opened the season with five catches for 48 yards at Miami (9/1) before being forced from the game with a concussion ... Returned to the starting lineup vs. Arizona (9/15) and caught one pass for 19 yards ... Led the team with six receptions for 57 yards vs. Jacksonville (9/22) ... Caught four passes for 88 yards, including touchdown receptions of 7 and 35 yards at Baltimore (10/6) ... It was the first multiple touchdown performance of his career ... Led the team with five receptions for 79 yards at Indianapolis (10/20) ... Led the team with 95 yards on just four receptions (23.8 avg.), including a season-long of 42 yards, vs. Buffalo (10/27) to earn Staples Star of the Game honors ... Pulled a pass from the clutches of a defender to convert a 3rd-and-11 and finished the day with three receptions for 42 yards in a dramatic come-from-behind victory over the Jets (11/10) ... Led the team with 56 yards on just two catches (28.0 avg.) vs. Denver (11/17) ... Caught

his third touchdown of the season on a 13-yard completion from Bledsoe vs. Indianapolis (11/24) ... Finished with a game-high 91 yards on five grabs (18.2 avg.) vs. the Jets (12/8) ... Turned in a game-high 91-yard effort on just four receptions in the AFC Championship Game victory over Jacksonville (1/12/97) ... Caught three passes for 34 yards (11.3 avg.) and a long of 14 yards in Super Bowl XXXI vs. Green Bay (1/26/97).

1995 (16/15, 1/1-San Diego):

Started every game except the Sept. 17 game at Philadelphia when the Chargers opened up in a two-tight end formation ... Ranked third on the team with 48 receptions ... Totaled 621 yards receiving, just six yards shy of his professional high and added two touchdowns to his career totals ... He dropped just five passes all season ... He is a threat to go deep on any defensive back, but makes most of his receptions within 10 yards of the line of scrimmage ... 31 of his 48 receptions were between

1-10 yards and he averaged 10.3 yards after the catch ... Both of his touchdown receptions were over 30-yard gains ... Opened the season with the best single-game performance of his young career at Oakland (9/3) ... Totaled 120 yards on six catches (20.0 avg.) and scored the only touchdown of the game for the Chargers on a 39-yard reception in a 17-7 loss ... Did not start, but was still the No. 2 receiver at Philadelphia (9/17) and caught four passes for 67 yards, including a 38-yard touchdown reception in a 27-21 victory ... He caught at least one pass in every game, extending his regular season consecutive game reception streak to 28 at season's end ...



SINGLE-GAME CAREER HIGHS

Regular Season

Receptions - 7 at Miami (12/22/97)
 Receiving Yards - 131 vs. Miami (11/23/98)
 Average (Min. 2 rec.) - 49.0 at Indianapolis (9/7/97)
 Longest Reception - 76 at Minnesota (11/2/97)
 Touchdown Receptions - 2 at Baltimore (10/6/96)
 Rushes- 1 (13 times) Most recent vs 49ers (12/20/98)
 Rushing Yards - 33 at L.A. Raiders (10/31/93)
 Longest Run - 33 at L.A. Raiders (10/31/93)

Postseason

Receptions - 9 at Pittsburgh (1/3/98)
 Receiving Yards - 104 at Pittsburgh (1/3/98)
 Average (Min. 2 rec.) - 22.8 vs. Jacksonville (1/12/97)
 Longest Reception - 38 vs. Jacksonville (1/12/97)
 Touchdown Receptions - 1 vs. Indianapolis (12/31/95)

Added three receptions for 33 yards and a touchdown in the Chargers' playoff loss vs. Indianapolis (1/7/96).

1994 (16/16, 3/3-San Diego): Started 16 regular season games and three postseason games for the Chargers, including Super Bowl XXIX ... Compiled 627 yards receiving and three touchdowns on 43 receptions ... Added 40 yards rushing on three carries and a long of 22 yards ... Caught seven passes for 75 yards and added two carries for 13 yards in the postseason ... Opened the season with three receptions for 79 yards and scored on a 47-yard reception in a 37-34 victory at Denver (9/4) ... Scored on a 52-yard reception at Kansas City (11/13) to help capture a come-from-behind 14-13 victory ... Recorded a season-high with six receptions (64 yards) at New England (11/20) ... Had mirror-image performances when he caught four passes for 53 yards in consecutive games vs. San Francisco (12/11) and at the New York Jets (12/18) ... Caught three passes for 44 yards in their divisional playoff victory over Miami (1/8) ... Added two receptions for 16 yards the following week in their AFC Championship victory over Pittsburgh (1/15) ... Capped the year with two catches for 15 yards in Super Bowl XXIX.

1993 (16/4-San Diego): Played in every game, making four starts ... Ranked fourth on the Chargers in receptions with 30 and totaled 391 yards ... Rushed for 53 yards on just five carries (10.6 avg.) ... Also contributed on special teams ... Caught at least one pass in 14 of the Chargers' 16 games ... Logged a season-high 64 yards, including a 39-yard

touchdown, on just three catches (21.3 avg.) at Indianapolis (11/29) ... Recorded a season-high four receptions on two occasions; vs. Chicago (11/14) and vs. Denver (12/5) ... Rushed for a career long 33-yard gain at Los Angeles vs. the Raiders (10/31) on a crucial third down play, which set up the game-tying touchdown ... His only reception at Minnesota (11/7) was an 18-yard touchdown in a 30-17 victory over the Vikings ... Closed out the year with 47 yards on just three receptions at Tampa Bay (1/2).

1992 (16/1, 2/0-San Diego): Played in every game, including one start, and caught a pass in 13 of the 16 regular season games ... Finished the season with 29 catches for 377 yards and two touchdowns ... Played in both of the Chargers' playoff games and was credited with a reception for 10 yards ... Opened the season with 13 receptions in the month of September ... Recorded a season-high with five receptions (39 yards) at Houston (9/27) ... Caught just one pass at Kansas City (11/1), but made it a memorable one as he raced down field for a 51-yard gain ... The 51-yard reception was his longest of the season.

1991 (16/3-San Diego): Played in every game as a rookie and earned three starts ... Caught passes in seven of the 16 games and finished the year with 12 receptions for 125 yards (10.4 avg.) and one touchdown ... Made quite a splash in his rookie debut by catching three passes for 23 yards and scoring his first career touchdown in a 26-20 loss at Pittsburgh (9/1) ... His first career NFL touchdown reception was a 5-yard pass from John Friesz ... Rushed the ball once for 27 yards on a reverse vs. Atlanta (9/15) ... He had eight



receptions for 59 yards and a score after just four games, but caught just four more passes in the final 12 games ... Made his first career NFL start in just his fourth game of the season Sept. 22 at Denver ... Also started at the Los Angeles Rams (10/13) and vs. Denver (12/22) ... Recorded his longest reception of the year, a 29-yard pass, in the next-to-last game of the season vs. Miami (12/15) on a crucial third-and-19 situation in the fourth quarter to help secure a 38-30 victory.

College

Jefferson was a three-year letterman at Central Florida who starred as a wide receiver and return specialist ... Completed his collegiate career with 1,087 yards and 11 touchdowns on 67 receptions

... Picked up an additional 26 yards of offense on six rushing attempts (4.3 avg.) ... Returned 39 kickoffs for 782 yards (20.1 avg.) but did not return any for touchdowns during his career.

Personal

Vanchi LaShawn Jefferson was born Feb. 22, 1969 in Jacksonville, Fla. ... Attended Raines High in Jacksonville and earned letters in football, track and basketball ... Majored in business administration at Central Florida ... Has donated a considerable amount of time to the Boys Clubs of Jacksonville ... Shawn and the former Marla Davis were married in June of 1998 ... Shawn and his wife Marla, have two children: Paige and Shawn Jr.

SHAWN JEFFERSON

Pos: WR Ht: 5-11 Wt: 180 Year: 9th Acq: UFA-96 (SD) College: Central Florida Born: 2/22/69 Contract: '99

Year	Team	G/S	Receiving					Rushing				Fumbles		Tkl	Postseason Receiving				
			No	Yds	Avg	Lg	TD	No	Yds	LG	TD	No	Lost		G/S	No	Yds	Avg	LgTD
1991	Chargers	16/3	12	125	10.4	29	1	1	27	27	0	0	0	-	-	-	-	-	-
1992	Chargers	16/1	29	377	13.0	51	2	0	0	0	0	0	0	-	2/0	1	10	10.0	10
1993	Chargers	16/4	30	391	13.0	39t	2	5	53	33	0	0	0	-	-	-	-	-	-
1994	Chargers	16/16	43	627	14.6	52t	3	3	40	22	0	0	0	-	3/3	7	75	10.7	16
1995	Chargers	16/15	48	621	12.9	45	2	2	1	11	0	0	0	-	1/1	3	33	11.0	12
1996	Patriots	15/15	50	771	15.4	42	4	1	6	6	0	2	2	1	3/3	10	143	14.3	38
1997	Patriots	16/14	54	841	15.6	76	2	0	0	0	0	2	2	1	2/2	10	111	11.1	19
1998	Patriots	16/16	34	771	22.7	61t	2	1	15	15	0	0	0	3	1/1	4	30	7.5	10
Totals-8 years		127/84	300	4524	15.1	76	18	13	142	33	0	4	4	5	12/1035	402	11.5	38	1

Additional Playoff Statistics: Rushing—1994 (2 for 13 yards)

JEFFERSON'S CAREER GAME-BY-GAME

1991	Opponent	G/S	No	Yds	Avg	Lg	TD	W/L	Score	1992	Opponent	G/S	No	Yds	Avg	Lg	TD	W/L	Score
09/01	at Pittsburgh	p	3	23	7.7	14	1	L	20-26	09/06	Kansas City	p	1	13	13.0	13	0	L	10-24
09/08	at SF 49ers	p	1	11	11.0	11	0	L	14-34	09/13	at Denver	p	3	25	8.3	14	0	L	13-21
09/15	Atlanta	p	2	12	6.0	9	0	L	10-13	09/20	Pittsburgh	p	4	45	11.2	35	0	L	6-23
09/22	at Denver	S	2	13	6.5	7	0	L	19-27	09/27	at Houston	p	5	39	7.8	14	0	L	0-27
09/29	Kansas City	p	0	0	0.0	0	0	L	13-14	10/04	Seattle	p	0	0	0.0	0	0	W	17-6
10/06	at L.A. Raiders	p	0	0	0.0	0	0	W	21-13	10/11	at Indianapolis	p	0	0	0.0	0	0	W	34-14
10/13	at L.A. Rams	S	1	13	13.0	13	0	L	24-30	10/18	Denver	p	0	0	0.0	0	0	W	24-21
10/20	Cleveland	p	2	24	12.0	17	0	L	ot 24-30	10/25	Indianapolis	p	1	7	7.0	7	0	W	26-0
10/27	at Seattle	p	0	0	0.0	0	0	L	9-20	11/01	at Kansas City	p	1	51	51.0	51	0	L	13-14
11/10	Seattle	p	0	0	0.0	0	0	W	17-14	11/08	at Cleveland	p	1	26	26.0	26t	1	W	14-13
11/17	New Orleans	p	0	0	0.0	0	0	W	24-21	11/15	Tampa Bay	p	2	24	12.0	15	0	W	29-14
11/24	at N.Y. Jets	p	0	0	0.0	0	0	L	3-24	11/22	L.A. Raiders	p	2	30	15.0	15t	1	W	27-3
12/01	L.A. Raiders	p	0	0	0.0	0	0	L	7-9	11/27	at Phoenix	p	2	20	10.0	10	0	W	27-21
12/08	at Kansas City	p	0	0	0.0	0	0	L	ot 17-20	12/13	Cincinnati	p	2	38	19.0	20	0	W	27-10
12/15	Miami	p	1	29	29.0	29	0	W	38-30	12/20	at L.A. Raiders	p	3	29	9.7	13	0	W	26-14
12/22	Denver	S	0	0	0.0	0	0	L	14-17	12/27	at Seattle	S	2	30	15.0	19	0	W	31-14
1991 Season Totals										1992 Season Totals									
		16/3	12	125	10.4	29	1	4	-12			16/1	29	377	13.0	51	2	11	-5
										01/02	Kansas City	p	0	0	0.0	0	0	W	17-0
										01/10	Miami	p	1	10	10.0	10	0	L	0-31
										1992 Playoff Totals									
												2/0	1	10	10.0	10	0	1	-1



JEFFERSON'S CAREER GAME-BY-GAME

1993	Opponent	G/S	No	Yds	Avg	Lg	TD	W/L	Score
09/05	Seattle	p	1	14	14.0	14	0	W	18-12
09/12	at Denver	p	0	0	0.0	0	0	L	17-34
09/19	Houston	p	1	16	16.0	16	0	W	18-17
10/03	at Seattle	p	2	8	4.0	5	0	L	14-31
10/10	at Pittsburgh	S	1	7	7.0	7	0	L	3-16
10/17	Kansas City	p	1	22	22.0	22	0	L	14-17
10/31	at L.A. Raiders	p	2	23	11.5	19	0	W	30-23
11/07	at Minnesota	p	1	18	18.0	18	1	W	30-17
11/14	Chicago	S	4	45	11.2	16	0	L	13-16
11/21	L.A. Raiders	S	1	12	12.0	12	0	L	7-12
11/29	at Indianapolis	S	3	64	21.3	39	1	W	31-0
12/05	Denver	p	4	46	11.5	14	0	W	13-10
12/12	Green Bay	p	3	42	14.0	14	0	L	13-20
12/19	at Kansas City	p	0	0	0.0	0	0	L	24-28
12/27	Miami	p	3	27	9.0	12	0	W	45-20
01/02	at Tampa Bay	p	3	47	15.7	29	0	W	32-17

1993 Season Totals 16/4 30 391 13.0 391 2 8-8

1994	Opponent	G/S	No	Yds	Avg	Lg	TD	W/L	Score
09/04	at Denver	S	3	79	26.3	47	1	W	37-34
09/11	Cincinnati	S	4	64	16.0	26	0	W	27-10
09/18	at Seattle	S	3	31	10.3	12	0	W	24-10
09/25	at L.A. Raiders	S	0	0	0.0	0	0	W	26-24
10/09	Kansas City	S	2	28	14.0	15	0	W	20-6
10/16	at New Orleans	S	2	30	15.0	18	0	W	36-22
10/23	Denver	S	1	5	5.0	5	0	L	15-20
10/30	Seattle	S	2	29	14.5	17	0	W	35-15
11/06	at Atlanta	S	1	16	16.0	16	0	L	9-10
11/13	at Kansas City	S	2	60	30.0	52	1	W	14-13
11/20	at New England	S	6	64	10.7	15	0	L	17-23
11/27	L.A. Rams	S	3	39	13.0	17	0	W	31-17
12/05	L.A. Raiders	S	3	58	19.3	29	1	L	17-24
12/11	SF 49ers	S	4	53	13.2	20	0	L	15-38
12/18	at N.Y. Jets	S	4	53	13.2	16	0	W	21-6
12/24	Pittsburgh	S	3	18	6.0	10	0	W	37-34

1994 Season Totals 16/16 43 627 14.6 521 3 11-5

01/8	Miami	S	3	44	14.7	16	0	W	22-21
01/15	at Pittsburgh	S	2	16	8.0	11	0	W	17-13
01/29	vs SF 49ers	S	2	15	7.5	9	0	L	26-49

1994 Playoff Totals 3/3 7 75 10.7 16 0 2-1

1995	Opponent	G/S	No	Yds	Avg	Lg	TD	W/L	Score
09/03	at Oakland	S	6	120	20.0	39	1	L	7-17
09/10	Seattle	S	3	31	10.3	12	0	W	14-10
09/17	at Philadelphia	p	4	67	16.8	38	1	W	27-21
09/24	Denver	S	4	36	9.0	11	0	W	17-6
10/01	at Pittsburgh	S	5	81	16.2	21	0	L	16-31
10/09	at Kansas City	S	3	64	21.3	45	0	OT	23-29
10/15	Dallas	S	4	30	7.5	14	0	L	9-23
10/22	at Seattle	S	1	13	13.0	13	0	W	35-25
11/05	Miami	S	2	8	4.0	7	0	L	14-24
11/12	Kansas City	S	1	11	11.0	11	0	L	7-22
11/19	at Denver	S	5	50	10.0	19	0	L	27-30
11/27	Oakland	S	4	55	13.8	35	0	W	12-6
12/03	Cleveland	S	2	23	11.5	12	0	W	31-13
12/09	Arizona	S	1	6	6.0	6	0	W	28-25
12/17	at Indianapolis	S	1	9	9.0	9	0	W	27-24
12/23	at N.Y. Giants	S	2	17	8.5	9	0	W	27-17

1995 Season Totals 16/15 48 621 12.9 45 2 9-7

12/31	Indianapolis	S	3	33	11.0	12	1	L	20-35
-------	--------------	---	---	----	------	----	---	---	-------

1995 Playoff Totals 1/1 3 33 11.0 12 1 0-1

1996	Opponent	G/P	No	Yds	Avg	Lg	TD	W/L	Score
09/01	at Miami	S	5	47	9.4	15	0	L	10-24
09/08	at Buffalo			Inactive				L	10-17
09/15	Arizona	S	1	19	19.0	19	0	W	31-0
09/22	Jacksonville	S	6	57	9.5	13	0	W	28-25
10/06	at Baltimore	S	4	88	22.0	35	2	W	46-38
10/13	Washington	S	4	69	17.3	34	0	L	22-27
10/20	at Indianapolis	S	5	79	15.8	24	0	W	27-9
10/27	Buffalo	S	4	95	23.8	42	0	W	28-25
11/03	Miami	S	2	13	6.5	7	0	W	42-23
11/10	at NY Jets	S	3	42	14.0	18	0	W	31-27
11/17	Denver	S	2	56	28.0	39	0	L	8-34
11/24	Indianapolis	S	2	20	10.0	13	1	W	27-13
12/01	at San Diego	S	4	52	13.0	23	1	W	45-7
12/08	NY Jets	S	5	91	18.2	29	0	W	34-10
12/15	at Dallas	S	2	21	10.5	15	0	L	6-12
12/21	at N.Y. Giants	S	1	22	22.0	22	0	W	23-22

1996 Season Totals 15/15 50 771 15.4 42 4 11-5

01/05	Pittsburgh	S	3	18	6.0	9	0	W	28-3
01/12	Jacksonville	S	4	91	22.8	38	0	W	20-6
01/26	vs Green Bay	S	3	34	11.3	14	0	L	21-35

1996 Playoff Totals 3/3 10 143 14.3 38 0 2-1

1997	Opponent	Starts	No	Yds	Avg	Lg	TD	W/L	Score
08/31	San Diego	S	5	82	16.4	35	0	W	41-7
09/07	at Indianapolis	p	2	98	49.0	64	1	W	31-6
09/14	NY Jets	S	5	63	12.6	20	0	W	27-24
09/21	Chicago	S	5	55	11.0	15	0	W	31-3
10/06	at Denver	p	3	45	15.0	19	0	L	13-34
10/12	Buffalo	S	1	13	13.0	13	0	W	33-6
10/19	at NY Jets	S	1	11	11.0	11	0	L	19-24
10/27	Green Bay	S	3	18	6.0	12	0	L	10-28
11/02	at Minnesota	S	4	108	27.0	76	1	L	18-23
11/09	at Buffalo	S	2	33	16.5	18	0	W	31-10
11/16	at Tampa Bay	S	2	28	14.0	15	0	L	7-27
11/23	Miami	S	4	71	17.8	25	0	W	27-24
11/30	Indianapolis	S	4	74	18.5	28	0	W	20-17
12/07	at Jacksonville	S	1	9	9.0	9	0	W	26-20
12/13	Pittsburgh	S	5	57	11.4	17	0	L	21-24
12/22	at Miami	S	7	76	10.9	22	0	W	14-12

1997 Season Totals 16/14 54 841 15.6 76 2 10-6

12/28	Miami	S	1	7	7.0	7	0	W	17-3
01/03	at Pittsburgh	S	9	104	11.6	19	0	L	6-7

1997 Postseason 2/2 10 111 11.1 19 0 1-1

1998	Opponent	No	Yds	Avg	Lg	TD	W/L	Score	
09/07	at Denver	S	2	64	32.0	55	0	L	21-27
09/13	Indianapolis	S	1	38	38.0	38	0	W	29-6
09/20	Tennessee	S	2	32	16.0	20	0	W	27-16
10/04	at New Orleans	S	-	-	-	-	-	W	30-27
10/11	Kansas City	S	1	31	31.0	31	0	W	40-10
10/19	NY Jets	S	2	40	20.0	27	0	L	14-24
10/25	at Miami	S	4	116	29.0	54	0	L	9-12
11/01	at Indianapolis	S	2	24	12.0	13	0	W	21-16
11/08	Atlanta	S	2	61	30.5	46	0	L	10-41
11/15	at Buffalo	S	2	36	18.0	22	0	L	10-13
11/23	Miami	S	6	131	21.8	38	1	W	26-23
11/29	Buffalo	S	2	18	9.0	10	0	W	25-21
12/06	at Pittsburgh	S	2	29	14.5	25	0	W	23-9
12/13	at St. Louis	S	3	73	24.3	50	0	L	18-32
12/20	SF 49ers	S	2	72	36.0	61	1	W	24-21
12/27	at NY Jets	S	1	6	6.0	6	0	L	10-31

1998 Season 16/16 34 771 22.7 61 2 9-7

01/03	at Jacksonville	S	4	30	7.5	10	0	L	10-25
-------	-----------------	---	---	----	-----	----	---	---	-------



LEE JOHNSON

PUNTER



HEIGHT: 6-2 **WEIGHT:** 200
YEAR: 15TH **YRS/PAT:** 1ST
ACQUIRED: UFA '99 (CIN)
SCHOOL: BRIGHAM YOUNG
BORN: NOVEMBER 27, 1961

CONROE, TX



Career Transactions

Lee Johnson signed with the Patriots as an unrestricted free agent on Feb. 18, 1999 ... He was originally drafted by the Houston Oilers in the fifth round (138th overall) of the 1985 NFL draft ... He was also selected by the Houston Gamblers in the ninth round (125th pick) of the 1985 USFL draft ... Signed with the Oilers on June 25, 1985 ... Claimed off waivers by the Buffalo Bills on Dec. 2, 1987 ... Claimed off waivers by the Cleveland Browns on Dec. 10, 1987 ... Claimed off waivers by the Cincinnati Bengals on Sept. 23, 1988 ... Granted free agency on Feb. 1, 1991 and re-signed with Cincinnati ... Granted unconditional free agency on March 1, 1993, but re-signed with the Bengals on May 10, 1993 ... Terminated by the Bengals on Dec. 7, 1998.

Career Highlights

(GP/GS; 216, 0; 7/0)

- ★ In 14 seasons, Johnson has amassed 984 career punts, which ranks ninth all-time, for 41,895 yards, which ranks eighth. By comparison, Johnson has 139 more punts than the combined total of the top two Patriots punters of all-time; Rich Camarillo (468) and Tom Yewcic (377).
- ★ Joins the Patriots after 11 seasons in Cincinnati, where he holds the career records for punts (746) and punt yardage (32,196).
- ★ In 1997, Johnson and Boomer Esiason became the 19th and 20th players to play 10 or more seasons with Cincinnati, and Johnson ran his streak of consecutive games played for the Bengals to 169.
- ★ He is a valuable role player. In addition to punting,

Johnson also holds on all placement kicks and kicks off. He has also been used for long field goal attempts, and was successful on kicks of 50 and 53 yards.

- ★ During his career, Johnson has completed 80 percent of his pass attempts (4-of-5), including two passes for touchdowns, giving him a quarterback rating of 217.9.
- ★ He has averaged over 42 yards per punt in each of the last nine seasons, equally the combined total of all Patriots punters.
- ★ He has played in 216 of a possible 220 games during his career.

Seasonal Reviews

1998 (13/0-Cincinnati): Played in each of the first 13 games for the Bengals before his release on Dec. 7 ... Finished his 14th NFL season with 69 punts for 3,083 yards and a long of 69 yards ... His 44.7-yard average per punt was the second-highest average of his career and ranked fifth in the AFC ... His 69-yard punt came in his last game as a Bengal, Dec. 6 vs. Buffalo ... It was the second-longest punt of his career ... Prior to his release, he became the Bengals' record-holder for career punts (746) and punt yardage (32,196), breaking

records formerly set by Pat McNally ... He also continued as the team's kickoff specialist ... Of his 50 kickoffs, 13 were downed in the end zone ... He led the league in touchback percentage through the first

NOTES

- ★ Before joining the Bengals in 1988, Johnson was strictly a barefoot punter, believed to be the first since Henry "Hawaiian" Hughes of the 1932 Boston Braves. But after going to Cincinnati, he switched to wearing a shoe.
- ★ Set NCAA record at BYU with 60.4 yard average on five punts in a game against Wyoming.
- ★ Works with the Snowbird Disabled Skiers Program.
- ★ Works as a stock broker in the offseason.



six weeks of the season (10 of 22; 45.5%) ... Received the special teams Game Ball for performance at Detroit (9/13) when he punted seven times for a 48.1-yard average and kicked all six kickoffs into the end zone, four of which were downed for touchbacks ... Passed the 40,000-yard mark for his career vs. Pittsburgh (10/11) ... Booted a 69-yard punt vs. Buffalo (12/6), just one yard shy of his career high ... Averaged a season-high 49.8 yards per punt (four punts) vs. Jacksonville (11/29) ... Had just one punt blocked, only the fifth of his distinguished career, vs. Denver (11/1).

1997 (16/0, 0/0-Cincinnati): Played in every game for the Bengals, handling the team's punting, kickoff and placement holder responsibilities ... Closed out the season in a punting groove, nailing 22 punts inside the opponent's 20-yard line with just one touchback in the last 10 games of the season ... Had more than three times as many inside-the-20 kicks as touchbacks (27-8) ... His plus-19 differential in that category tied for seventh in the NFL ... His 27 punts inside-the-20 are a career-high ... Awarded special teams Game Ball by his coaches after a victory over Dallas (12/14), when he averaged 48.0 yards per punt on four punts, including three which were downed within 10 yards of the Cowboys goal line ... His Dallas performance included a season-long 66-yard punt to the Cowboys 5 in the first quarter, a 48-yarder to the Cowboys 3 in third quarter, and a 44-yarder to the Cowboys 10 with 1:00 to play in fourth quarter, helping to seal the victory ... Set a club record with 11 punts vs. San Diego (11/2), breaking the previous mark of 10 ... San Diego performance included six kicks inside-the-20 with no touchbacks ... As Bengals protected 38-31 final victory margin over San Diego, Johnson had a 48-yard punt downed at the Chargers 5 with 4:30 to play, and a 40-yarder out-of-bounds at Chargers 16 with 2:05 remaining ... Had 49-yard punt to Cardinals 11 in fourth quarter of comeback victory Aug. 31 vs. Arizona ... Kicked 62 yards to Ravens 4 in second quarter Sept. 7 at Baltimore ... Had 48-yarder to Oilers 5 in first quarter Oct. 12 at Tennessee, and 59-yarder downed at Steelers 5 in second quarter Oct. 19 vs. Pittsburgh ... Kicked 36 yards to fair catch at Jaguars 10 with 0:22 to play Nov. 23 vs. Jacksonville, helping ice 31-26 victory ... Had 46-yard punt to Ravens 9 in fourth quarter of victory Dec. 21 vs. Baltimore, and had 3 inside-the-20 for the game with no touchbacks.

1996 (16/0, 0/0 - Cincinnati): Finished fourth in the NFL in punting, less than a yard off the league-leading 46.3-yard average of Miami's John Kidd ... Totaled 3,630 punt yards on 80 punts ... His 3,630 yards was the fifth-highest total in franchise history ... For the first time since he joined the Bengals in

1988, he did not attempt either a field goal or a pass during the season ... Averaged over 50 yards per punt in four games, including three straight in Games 2-4 ... Averaged 52.0 at San Diego (9/8), and 53.3 in the next two games, vs. New Orleans (9/15) and vs. Denver (9/29) ... Averaged 52.5 yards per punt vs. Indianapolis (12/22) ... Punting average of 45.4 (actually 45.38) was third-best in Bengals history, behind Dave Lewis' 46.2 in 1970 and Pat McNally's 45.44 in 1981 ... Had a 67-yard punt vs. Denver, third-longest of his career ... The punt was muffed and recovered by Cincinnati at the Denver 11 ... Also vs. Denver, he had a 57-yard punt downed at Broncos 3-yard line and had two touchbacks on three kickoffs ... Had season-high three punts inside-the-20 at San Francisco, including a 55-yarder ... Suffered blocked punt by Antonio Goss in third quarter Sept. 1 at St. Louis.

1995 (16/0, 0/0-Cincinnati): Played in every game and averaged 42.1 yards per punt on 68 punts ... Had 26 punts downed inside-the-20 and only 4 touchbacks, a plus-22 differential which led the NFL ... Over the last 10 games, had 18 inside-the-20 kicks and only one touchback ... Ranked second by the narrowest of margins (38.634 yards to 38.632) to Jacksonville's Bryan Barker for the league's net punting title ... Led the NFL in net punting for 12 different weeks during the season ... Averaged more than 42 yards in gross punting average (42.1) for seventh straight season ... Led special teams with 14 "big plays," as designated by coaching staff ... Fine year as holder for place kicks included handling of low snap on Doug Pelfrey's game-winning 51-yard field goal as time expired in the season finale vs. Minnesota (12/24) ... Took snap as holder on fake field goal Sept. 17 at Seattle and passed to James Joseph for a 5-yard gain and a first down ... Tied for second in AFC with nine touchbacks on kickoffs ... Longest punt was 61 yards vs. Pittsburgh (11/19) ... Best game average was 52.0 at Indianapolis (9/3) ... Missed the fourth quarter of the season opener at Indianapolis after pulling his hamstring on a kickoff, but returned to action the following week and was injury-free the rest of the season.

1994 (16/0, 0/0-Cincinnati): Appeared in every game for the Bengals ... Lost the AFC punting title in to the Raiders' Jeff Gossett, whose 43.86 averaged barely edged out Johnson's 43.81 average ... Had 19 kicks downed inside-the-20 compared to just 9 touchbacks ... Completed a 7-yard touchdown shovel pass to Jeff Cothran at Pittsburgh (10/16) on a fake field goal ... It was the longest pass of his career and his second touchdown pass ... Averaged season-high 52.3 punting yards in victory at Seattle (11/6), including a season-long 64-yarder which was downed at the Seattle 2 in overtime ... Suffered first blocked



punt in five seasons at Cleveland (10/23) when Gerald Dixon blocked a punt into the end zone, which Travis Hill recovered for a Browns score ... Handled majority of team's kickoffs throughout the season.

1993 (16/0, 0/0-Cincinnati): Appeared in every game for the Bengals and set a franchise record with 3,954 yards punting ... His 90 attempts were just one shy of Pat McNally's 1978 team record ... Did not allow for a blocked punt for his fourth consecutive season ... Had a career-best single-game average of 55.0 yards at Houston (10/24) ... Recorded season-longs of 60 yards at Kansas City (10/10) and again the following week vs. Cleveland (10/17) ... Had 52 kickoffs, 14 of which were downed in the end zone.

1992 (16/0, 0/0-Cincinnati): Appeared in every game ... Topped the 3000-yard plateau with 3,196 yards punting for the first time since 1986 ... Posted his third straight average of 42.0 or better since becoming accustomed to wearing shoe ... Prior to joining Cincinnati, Johnson was strictly a bare foot punter, believed to be the first since Henry "Hawaiian" Hughes of the 1932 Boston Braves.

1991 (16/0, 0/0-Cincinnati): Set a personal career high for the second straight year with 43.7-yard punting average ... Kicked a 53-yard field goal at Buffalo (10/21) ... The 53-yarder was his longest of his career.

1990 (16/0, 2/0-Cincinnati): Participated in every game for the Bengals, including both playoff games, and was credited with the longest punts of the NFL season with a pair of 70-yarders, first vs. New England (9/23) and again at Cleveland (10/22) ... Those punts still rate as the longest in Bengals history and the longest of Johnson's career ... Finished third in the AFC with a 42.3-yard punting average, and averaged 49.1 yards on eight punts in two playoff games ... Tossed a 4-yard touchdown pass to Rodney Holman vs. New England (9/23), the first of his career, after serving as the holder on a fake field goal attempt ... Provided eight punts for 393 yards and a 49.1 yard average in two playoff games.

1989 (16/0, 0/0-Cincinnati): Completed his first full season with the Bengals and punted 61 times for 40.1 average ... Suffered first two blocked punts of his NFL career.

1988 (3/0-Cleveland; 12/0, 3/0-Cincinnati): Opened the season with the Cleveland Browns ... Played in three games with the Browns before his release ... Claimed on waivers by Cincinnati on Sept. 23, and became

important part of team's drive to Super Bowl XXIII ... Handled kickoffs only for the Bengals from Weeks 5-13, but took over punting job as well in Week 14 ... Punted 14 times for the Bengals, averaging 42.4-yards per punt ... Retained the punting duties throughout the playoffs, averaging 42.2 yards on 17 punts with seven inside-the-20 and no touchbacks ... Used for the first time as a long-distance field-goal kicker ... Missed a 50-yard attempt vs. San Diego (12/4), but nailed a 50-yarder vs. Washington (12/17) as the Bengals won 20-17 to clinch the AFC Central title ... The Bengals claimed victories over Seattle (12/31) and Buffalo (1/8) in the playoffs to advance to Super Bowl XXIII, where they dropped a narrow 20-16 decision to the San Francisco 49ers (1/22).

1987 (9/0-Houston; 3/0, 2/0-Cleveland): Punted in nine games for Oilers ... Claimed on waivers Dec. 2 by Buffalo ... Subsequently waived by Buffalo and claimed Dec. 10 by Cleveland ... Punted and kicked off for Browns during their final three regular season games, plus two playoff games ... Played on the Browns team which advanced to the AFC Championship Game, but was defeated by the Denver Broncos.

1986 (16/0, 0/0-Houston): Played in every game for the Oilers ... Punted 88 times for 3,623 yards (41.2 avg.) and a long of 66 yards ... Dropped 26 punts inside-the-20 ... Had a league-high 36 kickoffs for touchbacks ... Ranked third in NFL with 26 punts inside-the-20.

1985 (16/0, 0/0-Houston): Drafted in fifth round by Houston (138th overall) and won the punting job ... In his rookie campaign, he finished with a 35.7-yard net average, third best in AFC.

College

Handled punting and placekicking at BYU ... Averaged 47.0 yards per punt on 81 punts and converted 95-of-101 PATs and 24 of 40 FG tries ... Set NCAA record at BYU with 60.4-yard average on five punts in a game against Wyoming ... College nickname was "Thunderfoot."

Personal

Lee Johnson was born Nov. 27, 1961 in Conroe, Texas ... He attended McCullough High in The Woodlands, Texas ... Works as a stock broker in offseason ... Works with Handicapped Ski Programs in Utah ... Hobbies include racquetball, hunting, scuba diving and jazz ... Lee and his wife, Shelly, have five children, twin daughters Kelsey and Alexandria (8/6/90), Madyson, (2/10/94), Carly (4/10/96) and Bo (9/10/98).



40 YEARS OF PATRIOTS FOOTBALL



LEE JOHNSON

Pos: P/KO Ht: 6-2 Wt: 200 Year: 15th Acq: FA-99 (CIN) College: Brigham Young Born: 11/27/61 Contract: '01

PUNTING										PASSING									
Year	Team	G	No	Yds	Avg	TB	In-20	LG	BLK	Att	Cmp	Pct	Yds	TD	INT	LG	RAT		
1985	Houston	16	83	3464	41.7	8	22	65	0	0	0	—	0	0	0	—	—		
1986	Houston	16	88	3623	41.2	9	26	66	0	0	0	—	0	0	0	—	—		
1987	Houston	9	41	1652	40.3	3	5	59	0	0	0	—	0	0	0	—	—		
	Cleveland	3	9	317	35.2	1	3	66	0	0	0	—	0	0	0	—	—		
1988	Cleveland	3	17	643	37.8	1	6	61	0	0	0	—	0	0	0	—	—		
	Cincinnati	12	14	594	42.4	1	4	52	0	0	0	—	0	0	0	—	—		
1989	Cincinnati	16	61	2446	40.1	11	14	62	2	0	0	—	0	0	0	—	—		
1990	Cincinnati	16	64	2705	42.3	8	12	70	0	1	1	100.0	4	1	0	4	122.9		
1991	Cincinnati	16	64	2795	43.7	6	15	62	0	1	1	100.0	3	0	0	3	79.2		
1992	Cincinnati	16	76	3196	42.1	9	15	64	0	0	0	—	0	0	0	—	—		
1993	Cincinnati	16	90	3954	43.9	12	24	60	0	1	0	0.0	0	0	0	0	39.6		
1994	Cincinnati	16	79	3461	43.8	9	19	64	1	1	1	100.0	7	1	0	7	135.4		
1995	Cincinnati	16	68	2861	42.1	4	26	61	0	1	1	100.0	5	0	0	5	87.5		
1996	Cincinnati	16	80	3630	45.4	17	16	67	1	0	0	—	0	0	0	—	—		
1997	Cincinnati	16	81	3471	42.9	8	27	66	0	0	0	—	0	0	0	—	—		
1998	Cincinnati	13	69	3083	44.7	8	14	69	1	0	0	—	0	0	0	—	—		
Houston Totals		41	212	8739	41.2	20	53	66	0	0	0	—	0	0	0	—	—		
Cleveland Totals		6	26	960	36.9	2	9	66	0	0	0	—	0	0	0	—	—		
Cincinnati Totals		169	746	32196	43.2	93	186	70	5	5	4	80.0	19	2	0	7	122.1		
Career Totals		216	984	41895	42.6	115	248	70	5	5	4	80.0	19	2	0	7	122.1		

SPECIAL TEAMS										RUSHING					SCORING				
		FR-ROLL																	
Year	Team	TT	UT	A	FF	YDS	BP	BFG	BXP	ATT	YDS	AVG	LG	TD	XP-XPA	FG-FGA	LG	PTS	
1985	Houston	0	0	0	0	0-0	0	0	0	1	0	0.0	0	0	0-0	0-0	—	0	
1986	Houston	1	1	0	0	0-0	0	0	0	0	0	—	—	0	0-0	0-0	—	0	
1987	Hou./Cle.	0	0	0	0	0-0	0	0	0	0	0	—	—	0	0-0	0-0	—	0	
1988	Cleveland	0	0	0	0	0-0	0	0	0	0	0	—	—	0	0-0	0-0	—	0	
	Cincinnati	1	0	1	0	0-0	0	0	0	0	0	—	—	0	0-0	1-2	50	3	
1989	Cincinnati	2	2	0	0	0-0	0	0	0	1	-7	-7.0	-7	0	0-1	0-0	—	0	
1990	Cincinnati	1	1	0	0	0-0	0	0	0	0	0	—	—	0	0-0	0-1	—	0	
1991	Cincinnati	0	0	0	0	0-0	0	0	0	1	-2	-2.0	-2	0	0-0	1-3	53	3	
1992	Cincinnati	1	1	0	0	0-0	0	0	0	0	0	—	—	0	0-0	0-1	—	0	
1993	Cincinnati	2	2	0	0	0-0	0	0	0	0	0	—	—	0	0-0	0-0	—	0	
1994	Cincinnati	2	2	0	0	0-0	0	0	0	0	0	—	—	0	0-0	0-0	—	0	
1995	Cincinnati	0	0	0	0	0-0	0	0	0	1	-16	-16.0	-16	0	0-0	0-0	—	0	
1996	Cincinnati	2	1	1	1	0-0	0	0	0	0	0	—	—	0	0-0	0-0	—	0	
1997	Cincinnati	0	0	0	0	0-0	0	0	0	1	0	0.0	0	0	0-0	0-0	—	0	
1998	Cincinnati	1	1	0	0	0-0	0	0	0	0	0	0.0	0	0	0-0	0-0	—	0	
Houston Totals		1	1	0	0	0-0	0	0	0	1	0	0.0	0	0	0-0	0-0	—	0	
Cleveland Totals		0	0	0	0	0-0	0	0	0	0	0	—	—	0	0-0	0-0	—	0	
Cincinnati Totals		12	10	2	1	0-0	0	0	0	4	-25	-6.3	0	0	0-1	2-7	53	6	
Career Totals		13	11	2	1	0-0	0	0	0	5	-25	-5.0	0	0	0-1	2-7	53	6	

POSTSEASON PUNTING

Year	Team	G	No	Yds	Avg	TB	In-20	LG	BLK
1987	Cleveland	2	3	133	44.3	0	1	59	0
1988	Cincinnati	3	17	718	42.2	0	7	63	0
1990	Cincinnati	2	8	393	49.1	0	1	64	0
Cleveland Totals		2	3	133	44.3	0	1	59	0
Cincinnati Totals		5	25	1111	44.4	0	8	64	0
Career Totals		7	28	1244	44.4	0	9	64	0


SINGLE-GAME CAREER HIGHS

Punts: 11 vs. San Diego (11/2/97)
 Yards Punting: 474 vs. San Diego (11/2/97)
 Longest: 70 at Cleveland (10/22/90)
 vs. New England (9/23/90)
 Inside-20: 6 vs. San Diego (11/2/97)
 Blocked Punt: 1 (4 times) Last; at St.L 9/1/96



TED JOHNSON

LINEBACKER



HEIGHT: 6-4 **WEIGHT:** 250
YEAR: 5TH **YRS/PAT:** 5TH
ACQUIRED: D2 (57TH) '95
SCHOOL: COLORADO **MAJOR:** COMMUNICATIONS
BORN: DECEMBER 4, 1972 ALAMEDA, CA



Career Transactions

Ted Johnson was drafted by the Patriots with their own selection in the second round (57th player selected) of the 1995 NFL Draft ... Signed by the Patriots July 18, 1995 ... Signed a five-year contract extension through 2003 on Aug. 20, 1998.

Career Highlights

(GP/GS: 57/57; 5/5)

- ★ Despite missing the final three games of the 1998 season, Johnson still recorded a career-high 142 total tackles.
- ★ Had consecutive games streak stopped at 55 games when he tore a pectoral muscle at Steelers (12/6/98).
- ★ Johnson recorded a career-high 17 tackles (10 solo) at Buffalo (11/15/98).
- ★ Led the team in tackles during the 1996 and 1997 seasons. He logged 115 total tackles in 1996 and improved to 127 tackles in 1997.
- ★ He was credited with a season-high 13-tackles in back-to-back games at Tampa Bay (11/16/97) and vs. Miami (11/23/97).
- ★ Posted six tackles, including a pair of sacks, and forced a fumble vs. the Jets (9/14/97).
- ★ Led the Patriots with nine defensive stops, including his first career postseason sack, in a playoff victory over the Dolphins (12/28/97).
- ★ Provided a game-high 11 stops in the AFC Championship Game victory over Jacksonville (1/12/97), limiting Natrone Means to just 43 yards rushing in the game.

NOTES

- ★ Ted is a certified scuba diver and dreams of one day owning a diving shop somewhere in the Caribbean.
- ★ In addition to scuba diving, Ted also enjoys skiing, playing golf and reading.
- ★ Ted was voted the "Patriots Man of the Year" by local 4th and 5th graders during a national campaign by Sprint last year.

- ★ He spearheaded an inspired defensive unit which did not allow a touchdown in either of their two home playoff games in 1996.
- ★ Registered a season-high 14 tackles (9 solos), including one for a loss of 7 yards, vs. Washington (10/13/96).
- ★ Reported a team-high six solo stops and intercepted his first career pass at San Diego (12/1/96).
- ★ Johnson made the transition from college to pro in his first NFL season with relative ease, starting each of the 12 games he played as a rookie and earning all-rookie team honors from *Pro Football Weekly*, *College and Pro Football Newsweek* and the *Football News*.
- ★ Made his NFL debut in the 1995 season-opener and combined with Reggie White on a sack of Vinny Testaverde in a 17-14 come-from-behind victory over Cleveland (9/3/95).
- ★ In 1996, he made the transition from inside linebacker in the 3-4 defense to middle linebacker in the 4-3 and led the team in tackles.

Seasonal Reviews

1998 (13/13, 0/0): Started the first 13 games at middle linebacker for the Patriots before a pectoral tear suffered on an attempted tackle of Jerome Bettis in the first quarter at Pittsburgh (12/6) ended his season ... He was placed on injured reserve on Dec. 11 and had to watch from the sidelines as his teammates lost three of their final four games, including a playoff loss at Jacksonville (1/3/99) ... He was one of 16 Patriots starters beset by injuries during an unusual season ... Despite missing the final three games of

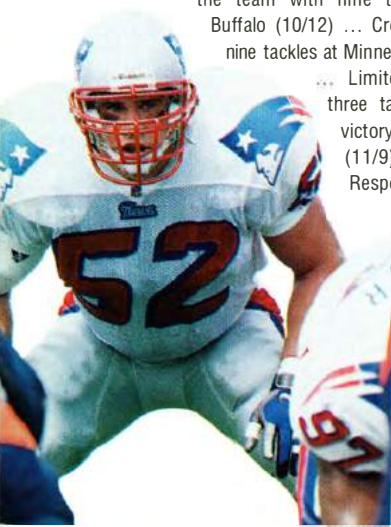


the season, Johnson still recorded a career-high 142 total tackles, but lost his two-year reign as the team's leading tackler when Lawyer Milloy edged him out with 151 tackles ... Recorded double-digit tackle totals in 10 of his first 12 games ... Led the team in tackles in each of the first three games of the season at Denver (11 tackles) and home against Indianapolis (15) and Tennessee (14) ... Recorded 11 tackles, including a pair of sacks on Saints quarterback Danny Wuerffel at New Orleans (10/4) ... It marked just the second time in Johnson's four-year career that he was credited with two sacks in a game ... Spearheaded a defensive effort which limited Kansas City (10/11) to just 14 yards rushing, the second-best defensive effort in franchise history, and helped the Patriots paste the Chiefs 40-10 ... Led the team with 14 tackles at Miami (10/25), beginning a six week streak of double-digit tackle outings, the longest streak of his career ... Established a new career-high by recording a career-high 17-tackle effort at Buffalo (11/15) ... Led a defensive unit which limited opponents to less than 55 yards rushing in five games during the year and ranked seventh overall in the league against the run, allowing just 96.7 yards per game.

1997 (16/16, 2/2): Started every game at middle linebacker for the Patriots and finished the season with a career-high 127 total tackles (95 solos), including a career-high four sacks ... He was selected as a Pro Bowl alternate ... With 127 tackles, he led the team for the second consecutive season ... Posted six tackles, including a pair of sacks, and forced a fumble vs. the Jets (9/14) ... Had eight first half tackles and finished the game with nine vs. Chicago (9/21) ... Led the team with nine tackles vs. Buffalo (10/12) ... Credited with nine tackles at Minnesota (11/2) ... Limited to just three tackles in a victory at Buffalo (11/9) ... Responded with a season-high 13-tackle game at Tampa Bay (11/16) ... Posted 13 tackles

again the following week vs. Miami (11/23) — totaling 26 tackles in back-to-back weeks ... Eclipsed the 100-tackle plateau with an 11-tackle outing vs. Indianapolis (11/30) ... Named defensive captain at Jacksonville (12/7) and responded with a team-high nine tackles and a sack ... Posted 11 tackles vs. Pittsburgh (12/13) — his fourth double digit performance in five games ... During that five-game span, he totaled 57 tackles ... Named defensive team captain for the season finale at Miami (12/22) and throughout the playoffs ... Earned Staples Star of the Game honors when he registered seven solo stops, including his fourth sack of the season with the division title clinching victory over the Dolphins (12/22) ... Led the Patriots with nine defensive stops, including his first career postseason sack, in a playoff victory over the Dolphins (12/28) ... Closed out the season with six tackles in the divisional playoff loss at Pittsburgh (1/3/98) ... Finished with a team-high 15 postseason tackles, including a sack.

1996 (16/16, 3/3): Johnson started every game, including each of the Patriots' playoff games and led the Patriots with 115 defensive stops, including 87 solos ... He knocked down four passes, including his first career interception, and was credited with a forced fumble and a fumble recovery ... Selected first-team All-Pro by *USA Today* ... Opened the season with a team-high six solo tackles at Miami (9/1) in his debut at middle linebacker ... Co-led the team with seven tackles at Buffalo (9/8) ... Dropped Leeland McElroy for a 2-yard loss in the opening possession, setting an early tone in a 31-0 shutout victory over Arizona (9/15) ... Registered a career-high with 14 tackles (9 solos), including one for a loss of 7 yards, vs. Washington (10/13) ... Led the team with 10 tackles vs. Buffalo (10/27) ... Forced his first career fumble when he stripped Colts WR Sean Dawkins of the ball vs. Indianapolis (11/24) for one of five tackles ... Reported a team-high six solo stops and intercepted his first career pass at San Diego (12/1) ... The interception came off a deflected pass from defensive end Ferric Collons ... Dropped Adrian Murrell for a 3-yard loss vs. the Jets (12/8) ... Posted 11 stops (9 solos), including three for losses, at Dallas (12/15) ... His nine solo stops tied a career-high ... Concluded the regular season with nine solos tackles at the Giants (12/21) ... Helped the Patriots dominate both the Steelers and the Jaguars in the





playoffs, allowing just nine points combined, en route to the Super Bowl ... Totaled eight tackles vs. Pittsburgh (1/5/97), including his first career postseason sack on Kordell Stewart ... Added a game-high 11 stops in the AFC Championship Game victory over Jacksonville (1/12/97), limiting Natrone Means to just 43 yards rushing in the game ... Spearheaded an inspired defensive unit which did not allow a touchdown in either of their two home playoff games ... Made 10 stops, including nine solo hits in Super Bowl XXXI vs. Green Bay (1/26/97).

1995 (12/12): Started every game he played in and earned all- rookie team honors from *Pro Football Weekly*, *College and Pro Football Newsweekly* and the *Football News* ... Opened the season as the Patriots' starting right inside linebacker, opposite Vincent Brown, but missed four games early in the season due to a knee sprain ... Finished seventh on the team with 69 tackles (41 solo), despite missing those four games ... Added two special teams tackles ... Credited with two passes defended and two fumble recoveries ... Opened the season with six tackles (three solo) and recorded his first career sack when he combined with Reggie White on a sack of Vinny Testaverde in a 17-14 come-from-behind victory over Cleveland (9/3) ... Picked up four more tackles the following week vs. Miami (9/10) before a knee sprain sidelined him for the next four games ... Listed among the Patriots' inactives from Sept. 17 through Oct. 15 while he rehabilitated the knee ... Returned to the starting lineup and registered four stops vs. Buffalo (10/8) ... Averaged nine tackles per game during the next four-game stretch, including 10 tackles vs. Carolina (10/29) and a season-high 13 stops vs. Indianapolis (11/19) ... He was credited with his first career pass defended when he knocked down a Kerry Collins pass vs. Carolina ... Registered four tackles and recorded his first and second NFL fumble recovery in a 31-28 victory over the New York Jets (12/10).

College

Johnson was a four-year letterman at Colorado (1991-94), where he finished second in school history (to Barry Remington's 493 stops) with 471 total tackles ... Earned All-American first-team honors and was a consensus All-Big Eight

Conference first-team selection as a senior. **1994:** He led the team with 147 tackles (92 solos), including four sacks for minus 15 yards and six tackles for losses of 9 yards ... His 147 tackles was a career high and ranks sixth on Colorado's all-time list ... Recorded nine tackles or more in each of his 12 games ... Tied his career-high total with 20 tackles (13 solos), a sack and a pair of third-down stops vs. Nebraska (10/29/94) ... Closed out his collegiate career with 18 tackles (eight solos), a four-yard sack, a seven-yard interception return and a deflected pass in a 41-24 victory over Notre Dame in the Fiesta Bowl. **1993:** He led the team with 131 tackles (83 solos), including three sacks and five tackles for losses to earn AP all-conference honors. **1992:** Started nine of 11 games at inside linebacker as a sophomore and recorded 78 tackles (41 solos), including a sack and two tackles for losses. **1991:** Started the final six games as a freshman and recorded 53 tackles (37 solos).

Personal

Ted Curtis Johnson was born the son of Ted and Patrice Johnson on Dec. 4, 1972 in Alameda, Calif. ... He earned All-CIF, All-North County, All-Avocado League and Prep Football Report All-West selection as an inside linebacker at Carlsbad (Calif.) High ... Recorded 130 tackles, 12 sacks, seven forced fumbles and two interceptions as a senior ... Played tight end on offense ... Earned All-League honorable mention in his junior campaign after recording 82 tackles with seven sacks ... Lettered twice in basketball and baseball during his freshman and sophomore years ... Majored in communications at Colorado ... His hobbies include skiing, scuba diving and golf ... Ted is single.

SINGLE-GAME CAREER HIGHS

Regular Season

Total Tackles — 17 at Buffalo (11/15/98)
Solo Tackles — 13 vs. Miami (11/23/97)
Assists — 8 at Miami (10/25/98)
Sacks — 2 vs. New York Jets (9/14/97)
Fumbles Recovered — 2 vs. New York Jets (12/10/95)

Postseason

Total Tackles — 11 vs. Jacksonville (1/12/97)
Solo Tackles — 9 vs. Green Bay (1/26/97)
Assists — 3 (three times) Most recent vs. Miami (12/28/97)
Sacks — 1 (twice) Most recent vs. Miami (12/28/97)



40 YEARS OF PATRIOTS FOOTBALL



TED JOHNSON

Pos: MLB Ht: 6-3 Wt: 240 Year: 5th Acq: D2 (57th) '95 College: Colorado Born: 12/4/72 Contract: '03

Regular Season			Tackles					Int.	Miscellaneous					Postseason Statistics							
Year	Team	G/S	TT	UT	A	S	Yds	No	Yds	PD	FF	FR	SpT	G/S	TT	UT	A	S	Yds	No	Yds
1995	Patriots	12/12	69	41	28	0.5	2	0	0	2	0	2	2	0/0							
1996	Patriots	16/16	115	87	28	0.0	0	1	0	4	1	1	0	3/3	29	22	7	1.0	5	0	0
1997	Patriots	16/16	127	95	32	4.0	30	0	0	1	1	0	0	2/2	15	11	4	1.0	7	0	0
1998	Patriots	13/13	142	79	63	2.0	11	0	0	6	0	0	1	Injured Reserve							
Totals-4 years		57/57	453	302	151	6.5	43	1	0	13	2	3	3	5/5	44	33	11	2.0	12	0	0


JOHNSON'S CAREER GAME-BY-GAME

1995 Opponent	G/S	TT	UT	A	S	Y	I	/Y	PD	FF	FR	W/L	Score	1997 Opponent	P/S	TT	UT	A	S	Y	I	/Y	PD	FF	FR	W/L	Score	
09/03 Cleveland	S	6	3	30.5	2	0	0	0	0	0	0	W	17-14	08/31 San Diego	S	4	4	0	-	-	-	-	-	-	-	-	W	41-7
09/10 Miami	S	4	3	1	0	0	0	0	0	0	0	L	3-20	09/07at Indianapolis	S	7	6	1	-	-	-	-	-	-	-	-	W	31-6
09/17at San Francisco				Inactive								L	3-28	09/14 N.Y. Jets	S	6	4	2	2	15	-	-	-	-	1	-	OTW	27-24
10/01at Atlanta				Inactive								L	17-30	09/21 Chicago	S	9	7	2	-	-	-	-	-	-	-	-	W	31-3
10/08 Denver				Inactive								L	3-37	10/06at Denver	S	4	2	2	-	-	-	-	-	-	-	-	L	13-34
10/15at Kansas City				Inactive								L	26-31	10/12 Buffalo	S	9	8	1	-	-	-	-	-	-	-	-	W	33-6
10/23 Buffalo	S	4	3	1	0	0	0	0	0	0	0	W	27-14	10/19at N.Y. Jets	S	6	5	1	-	-	-	-	-	-	-	-	L	19-24
10/29 Carolina	S	10	4	6	0	0	0	0	1	0	0	L	17-20	10/27 Green Bay	S	6	4	2	-	-	-	-	-	-	-	-	L	10-28
11/05at N.Y. Jets	S	4	4	0	0	0	0	0	0	0	0	W	20-7	11/02at Minnesota	S	9	7	2	-	-	-	-	-	-	-	-	L	18-23
11/12at Miami	S	9	8	1	0	0	0	0	0	0	0	W	34-17	11/09at Buffalo	S	3	3	0	-	-	-	-	-	-	-	-	W	31-10
11/19 Indianapolis	S	13	6	7	0	0	0	0	0	0	0	L	10-24	11/16at Tampa Bay	S	13	11	2	-	-	-	-	-	-	-	-	L	7-27
11/26at Buffalo	S	6	2	4	0	0	0	0	0	0	0	W	35-25	11/23 Miami	S	13	10	3	-	-	-	-	-	-	-	-	W	27-24
12/03 New Orleans	S	2	1	1	0	0	0	0	0	0	0	L	17-31	11/30 Indianapolis	S	11	4	7	-	-	-	-	-	1	-	-	W	20-17
12/10 N.Y. Jets	S	4	3	1	0	0	0	0	0	2	W	31-28	12/07at Jacksonville	S	9	5	4	1	5	-	-	-	-	-	-	W	26-20	
12/16at Pittsburgh	S	3	2	1	0	0	0	0	0	0	0	L	27-41	12/13 Pittsburgh	S	11	8	3	-	-	-	-	-	-	-	-	OTL	21-24
12/23at Indianapolis	S	4	2	2	0	0	0	0	0	0	0	L	7-10	12/22at Miami	S	7	7	0	1	10	-	-	-	-	-	-	W	14-12
1995 Totals	12/12	69	41	28	.5	2	0	0	1	0	2	6-10		1997 Totals	16/16	127	95	32	4/30	0	0	1	1	0	10-6			
														12/28 Miami	S	9	6	3	1	7	-	-	-	-	-	-	W	17-3
														01/03at Pittsburgh	S	6	5	1	-	-	-	-	-	-	-	-	L	6-7
														1997 Postseason	2/2	15	11	4	1	7	0	0	0	0	0	1-1		
1996 Opponent	G/S	TT	UT	A	S	Y	I	/Y	PD	FF	FR	W/L	Score	1998 Opponent	P/S	TT	UT	A	S	Y	I	/Y	PD	FF	FR	W/L	Score	
09/01at Miami	S	6	6	0	0	0	0	0	0	0	0	L	10-24	09/07at Denver	S	11	6	5	-	-	-	-	-	1	-	-	L	21-27
09/08at Buffalo	S	7	4	3	0	0	0	0	0	0	0	L	10-17	09/13 Indianapolis	S	15	9	6	-	-	-	-	-	-	-	-	W	29-6
09/15 Arizona	S	5	3	2	0	0	0	0	0	0	0	W	31-0	09/20 Tennessee	S	14	9	5	-	-	-	-	-	-	-	-	W	27-16
09/22 Jacksonville	S	4	3	1	0	0	0	0	1	0	0	W	28-25	10/04at New Orleans	S	11	6	5	2	11	-	-	-	-	-	-	W	30-27
10/06at Baltimore	S	5	5	0	0	0	0	0	0	0	0	W	46-38	10/11 Kansas City	S	8	5	3	-	-	-	-	-	1	-	-	W	40-10
10/13 Washington	S	14	9	5	0	0	0	0	0	0	0	L	22-27	10/19 N.Y. Jets	S	8	5	3	-	-	-	-	-	-	-	-	L	14-24
10/20at Indianapolis	S	4	3	1	0	0	0	0	0	0	0	W	27-9	10/25at Miami	S	14	6	8	-	-	-	-	-	1	-	-	L	9-12
10/27 Buffalo	S	10	8	2	0	0	0	0	0	0	0	W	28-25	11/01at Indianapolis	S	10	4	6	-	-	-	-	-	1	-	-	W	21-16
11/03 Miami	S	9	3	6	0	0	0	0	0	1	W	42-23	11/08 Atlanta	S	12	7	5	-	-	-	-	-	-	-	-	L	10-41	
11/10at N.Y. Jets	S	9	7	2	0	0	0	0	0	0	0	W	31-27	11/15at Buffalo	S	17	10	7	-	-	-	-	-	1	-	-	L	10-13
11/17 Denver	S	8	7	1	0	0	0	0	0	0	0	L	8-34	11/23 Miami	S	11	7	4	-	-	-	-	-	-	-	-	W	26-23
11/24 Indianapolis	S	5	2	3	0	0	0	0	0	1	0	W	27-13	11/29 Buffalo	S	11	5	6	-	-	-	-	-	1	-	-	W	25-21
12/01at San Diego	S	6	6	0	0	1	0	1	0	W	45-7	12/06at Pittsburgh	S	0	0	0	-	-	-	-	-	-	-	-	W	23-9		
12/8 N.Y. Jets	S	3	3	0	0	0	0	1	0	W	34-10	12/13at St. Louis													L	18-32		
12/15at Dallas	S	11	9	2	0	0	0	0	0	0	0	L	6-12	12/20 San Francisco												W	24-21	
12/21at N.Y. Giants	S	9	9	0	0	0	0	1	0	W	23-22	12/27at N.Y. Jets													L	10-31		
1996 Totals	115	87	28	0	1	/0	4	1	1	0	11-5			1998 Totals	13/13	142	79	63	2/11	0	0	6	-	0	9-7			
01/05 Pittsburgh	S	8	5	3	1	5	0	0	0	0	0	W	28-3	01/03at Jacksonville														
01/12 Jacksonville	S	11	8	3	0	0	0	0	0	0	0	W	20-6															
01/26 Green Bay	S	10	9	1	0	0	0	0	0	0	0	L	21-35															
1996 Postseason	3/3	29	22	7	1	/5	0	0	0	0	0	2-1																



TEBUCKY JONES

CORNERBACK



HEIGHT: 6-2 WEIGHT: 219
 YEAR: 2ND YR/PAT: 2ND
 ACQUIRED: 1b (22ND) '98 SCHOOL: SYRACUSE
 MAJOR: CHILD & FAMILY STUDIES
 BORN: OCT. 6, 1974 NEW BRITAIN, CONN.



Career Transactions

Tebucky Jones was drafted by the Patriots in the first round of the 1998 NFL Draft with the 22nd overall selection ... Signed a five-year deal with the Patriots on July 18, 1998.

Seasonal Reviews

1998 (16/0, 1/0): Played in every game for the Patriots and began to see extended playing time in dime substitution packages ... Finished the season with seven defensive stops and five passes defended ... Dominated opponents on special teams and led the team with 28 tackles on coverage units ... Recorded at least one special teams tackle in 14 of the Patriots 16 games ... Made his NFL debut in the season opener at Denver (9/7) and recorded two special teams tackles ... Had a defensive stop, a pair of special teams tackles and two passes defended in the home opener vs. Indianapolis (9/13) ... Contributed a pair of special teams tackles in seven of the first eight games ... Earned more playing time during the final month of the season ... Provided two defensive tackles and four special teams tackles at Pittsburgh (12/6).

NOTES

- ★ Tebucky was recruited to Syracuse as a running back and made the transition to defensive back in his senior year.
- ★ Tebucky was one of the fastest players in the 1998 NFL Draft. He was timed with 4:38 speed in the 40.
- ★ In high school, Tebucky was named the Connecticut Player of the Year by USA Today.
- ★ He also excelled in basketball, scoring over 1,000 points during his prep career.

145 carries ... He also had two receptions for nine yards and returned nine kickoffs for 176 yards (19.6 avg.).

1997(Senior): Earned All-ECAC first-team and second-team All-Big East honors after making the transition to defensive back as a senior ... Started every game at strong safety and was credited with 80 tackles (50 solos), three forced fumbles, three fumble recoveries and four interceptions, which he returned for 104 yards ...

Earned ECAC Player of the Week honors when he returned an interception 98 yards for a touchdown to seal a 30-19 victory over Tulane ... It was the second longest interception return in school history ... Recorded an interception and lined up for one play at tailback, scoring on a 1-yard plunge in a 33-13 victory over Miami, marking the first time that a Syracuse player had scored touchdowns on offense and defense since Ernie Davis in 1961 ... Underwent ankle surgery, causing him to miss the Oklahoma and Virginia Tech games. **1996 (Junior):** Appeared in every game in a rotation among reserve running backs, but was an impact player on special teams ...

Rushed for 265 yards and three touchdowns on 61 carries (4.3 avg.) and recorded 15 special teams stops.

1995 (Sophomore): Appeared in 10 games, including his only career offensive start, and carried 72 times for 248 yards (3.4 avg.) and five touchdowns ... Missed two games and received limited playing time in two others after suffering a knee sprain vs. West Virginia. **1994 (Freshman):** Appeared in seven games as a reserve tailback ... Carried seven times for 49 yards (4.5 avg.). **1993 (Redshirt):** Redshirted as a freshman.

College

Made the transition from running back to defensive back prior to his senior year at Syracuse ... Finished his collegiate career with 101 tackles, four interceptions, three forced fumbles and three fumbles recovered ... Offensively, he rushed for 563 yards and nine touchdowns on



Personal

Tebucky Shermaine Jones was born the son of Mary Ann Jones on Oct. 6, 1974 in New Britain, Conn. ... He is one of five children (two brothers and two sisters) ... He attended New Britain High School and starred in football, basketball and track ... During his prep career, he rushed for 4,541 yards and 53 touchdowns ... His 2,139 yards and 25 rushing touchdowns as a senior in 1992 earned him *USA Today* Connecticut Player of the Year honors ... He also returned an interception and a kickoff for touchdowns as the team captain, while earning All-Big East, all-northeast and all-state honors ... He scored over 1,000 career points on his high school

SINGLE-GAME CAREER HIGHS

Regular Season

Solo Tackles	2	at NY Jets (12/27/98), solo
Assists	2	at Pittsburgh (12/6/98), assists
Sacks	0	
Interceptions	0	
Passes Def.:	2	vs. Miami (11/23/98)
	2	vs. Indianapolis (9/13/98)
Special Teams Tkls:	4	at Pittsburgh (12/6/98)

basketball team and was a member of the New England championship 4x100-meter relay team ... He majored in child and family studies at Syracuse.

TEBUCKY JONES

Pos: CB Ht: 6-2 Wt: 219 Year: 2nd Acq: D1b(22nd)'98 College: Syracuse Born: 10/6/74 Contract: '02

Regular Season			Tackles					Interceptions			Misc.			Postseason Statistics									
Year	Team	G/S	TT	UT	A	S	Yds	No	Yds	PD	FF	FR	SpT	G/S	TT	UT	A	S	Yds	No	Yds	PD	FF
1998	Patriots	16/0	7	5	2	0	0	0	0	5	0	1	28	1/0	0	0	0	0	0	0	0	1	0

ANTHONY LADD

WIDE RECEIVER



HT: 6-1 WT: 195

YEAR: 2ND YEAR/PATS: 2ND

ACQUIRED: FA'98

COLLEGE: CINCINNATI MAJOR: CRIMINAL JUSTICE

BORN: DEC. 23, 1973 IN HOMESTEAD, FL



Career Transactions

Anthony Ladd was originally signed by Atlanta as a non-drafted rookie free agent (4/20/97), then waived during camp (8/3/97) ... Claimed off waivers (8/4/97) by Tampa Bay, then waived again (8/25/97) ... Re-signed to Tampa Bay's practice squad (8/26/97), then released (9/16/97) ... Signed by the Patriots (12/2/97) and placed on their practice squad for the remainder of the season ... Re-signed by the Patriots on Jan. 26, 1998 and allocated to the NFL Europe League's Barcelona Dragons ... Waived by the Patriots (8/25/98), then re-signed to the practice squad (8/31/98) ... Activated off the practice squad (10/20/98), then waived three weeks later (11/13/98) ... Re-signed to practice squad (11/17/98), then activated back to the 53-man roster (11/21/98).

Seasonal Review

1998 (4/0, 1/0): Spent the first half of the season on the team's practice squad ... Activated on Oct. 20 and played in each of the next three games, making his NFL debut at Miami (10/25) ... He was released on Nov. 13, but was re-signed, first to the practice squad, then to the roster, within eight days ... He dressed, but did not play vs. Miami (11/23) and was listed among the Patriots inactives prior to each of the next three games (vs. Buffalo, Pittsburgh and St. Louis) ... He saw limited playing time in the season finale in New York (12/27) and the Patriots playoff game at Jacksonville (1/3/99).



College

Ladd became just the 10th player in Cincinnati history to record 100 career receptions ... He had a pair of touchdowns as a senior, scoring on passes of 77 and 60 yards out ... Finished his collegiate career with exactly 100 receptions for 1,458 yards and eight touchdowns ... He also handled spot duty on kickoff returns, averaging 18.4 yards on 18 returns ... Posted career highs with 35 receptions for 446 yards and three touchdowns as a sophomore in 1994 ... He averaged a career-high 19.5 yards per reception on 21 catches as a senior in 1996.

NOTES

- ★ Anthony spent the 1998 NFL Europe season with the Barcelona Dragons and caught eight passes for 139 yards (17.4 avg.).

Personal

Anthony Ladd was born the son of Hilliard Ladd and Annie Burth on Dec. 23, 1973 in Homestead, Fla. ... He is one of seven children (three sisters and three brothers) ... Attended Homestead High and lettered in football and track

... Anthony has one daughter London Prentiss (1/25/99).

MAX LANE

GUARD



HEIGHT: 6-6 **WEIGHT:** 320
YEAR: 6TH **YRS/PAT:** 6TH
ACQUIRED: D6b (168TH)
SCHOOL: NAVY **MAJOR:** GENERAL SCIENCES
BORN: FEBRUARY 22, 1971 NORBORNE, MO.



Career Transactions

Max Lane was drafted by the Patriots with their second of two picks in the sixth round (168th player selected) of the 1994 NFL Draft ... The selection was acquired from Seattle as compensation for the trade of RB Jon Vaughn (8/26/93) ... Signed by the Patriots (6/1/94) ... Became a restricted free agent Feb. 14, 1997 and re-signed with the Patriots (6/20/97) ... Re-signed with Patriots (1/16/98).

Career Highlights

(GP/GS: 78/59; 7/6)

- ★ In 1997, Lane was moved from right tackle to left guard and has started in 27 of 32 games over the past two seasons.

NOTES

- ★ For the success of the 1994 season, Drew Bledsoe awarded each of his offensive linemen with a free round-trip ticket for travel anywhere in the world. Max used his to travel to Australia.
- ★ Max hails from Norborne, Mo., a town of only 850 people.
- ★ Max lists Friends of Wrentham among his favorite charities.

- ★ Lane showed his versatility during the past two seasons, starting at both left guard (29 games) and right tackle (3).

- ★ In 1997, Lane was moved from right tackle to left guard and started every game.

- ★ In 1995, Lane's first season as a starter, he helped generate 1,866 rushing yards, including an individual franchise record of 1,487 yards and 14 touchdowns by Curtis Martin.

- ★ Lane was involved in one of the most unusual plays of the 1995 season at Kansas City (10/15)



when he snared a Troy Brown fumble mid-air and rumbled 30 yards downfield to set up a touchdown.

Seasonal Reviews

1998 (16/11, 1/1): Lane started the first nine games of the season at left guard and filled in two games at right tackle when Zefross Moss was sidelined by a knee injury ... The Patriots offensive line did not allow an opponent sack in two of the first five games and bullied the Kansas City Chiefs (10/11) defensive front, totaling 206 yards rushing and 438 net offensive yards in a 40-10 victory ... The Patriots dominated the Chiefs, setting a franchise record with 31 first downs and controlling the ball for 41:48 ... Stepped in for Moss to anchor the right side of the line for two of the most dramatic victories in franchise history ... Helped give Drew Bledsoe the time he needed to connect on 28 of 54 passes for 423 yards, including the game-winning 25-yard touchdown strike with just 29 seconds remaining in the game to give the Patriots a 26-23 victory over Miami (11/23) ... Started again the following week vs. Buffalo (11/29) and was witness to another fantastic finish, pulling out a 25-21 victory over the Bills with no time left on the clock ... He did not allow a sack in his two games at right tackle ... Filled in as a reserve after Moss returned to the starting lineup at Pittsburgh (12/6) ... Returned to the starting lineup at left guard for the Patriots playoff game at Jacksonville (1/3/99).

1997 (16/16, 2/2): Started every game for the Patriots for the third consecutive season ... Moved from right tackle to left guard after the Patriots signed Zefross Moss as a free agent during the offseason ... Started 15 games at left guard ... Returned to right tackle for one game, replacing an injured Moss (back spasms) ... Inserted at right tackle during the game at Minnesota

(11/2) when Moss was forced to the sidelines with an injury ... Started at right tackle the following week at Buffalo (11/9) ... Recovered a fumble during the game ... Returned to left guard at Tampa Bay (11/16), where he started the final eight games, including both playoff games ... As a unit, the offensive line allowed just 30 sacks, or one for every 18.7 pass plays — which ranked fourth in the league.

1996 (16/16, 3/3): Started every game for the Patriots at right offensive tackle, including each of the Patriots' playoff games ... Anchored the right side of an offensive line which only allowed 30 sacks all season and just one sack for every 21.9 pass plays (sixth in the NFL) ... Provided blocks for Curtis Martin, who eclipsed the 1,000-yard plateau for the second consecutive season ... Enabled Martin to rush for over 100 yards in games vs. Washington (10/13) and vs. Indianapolis (11/24) ... Recovered three offensive fumbles and registered three tackles on returns of Patriots turnovers.

1995 (16/16): Started every game for the Patriots at right offensive tackle in just his second NFL season ... Helped power a running game which amassed 1,866 yards ... Helped Martin to a franchise record-setting season with 1,487 yards rushing and 14 touchdowns ... He was involved in one of the most unusual plays of the 1995 season at Kansas City (10/15) when he snared a Troy Brown fumble mid-air and rumbled 30 yards downfield to set up a Will Moore touchdown to bring the Patriots to within five points (26-31) in the final minutes of the game ... The ball was caught in the air after Brown, who was lying on his back, attempted to kick the ball back to himself ... The final result looked like a "hook and ladder" designed play.

1994 (14/0, 1/0): Played in 14 games as a rookie ... Listed among the Patriots' inactives in the first two games of the season at Miami (9/4) and vs. Buffalo (9/11) ... Played extensively on special teams units and was used as a tackle-eligible (tight end) in short-yardage situations throughout the season ... Saw

action on special teams and on short-yardage plays in the Patriots' playoff game at Cleveland (1/1/95).

MAX LANE'S NFL STATISTICS

Misc. Tackles — 1995 (2), 1996 (3)

Fumbles Recovered — 1995 (1 - returned 30 yards), 1996 (3), 1997 (1)



College

Lane was a three-year starter at offensive tackle for Navy ... Finished his career with 32 consecutive starts ... Lined up as a fullback and scored on a four-yard run as the offense exploded for 465 total yards in a 31-3 victory over Colgate ... Shifted from left to right offensive tackle in 1992 ... Moved into the starting lineup in the second game of the 1991 season at left tackle ... Spent the majority of the 1990 season on Navy's junior varsity squad.

Personal

Max Aaron Lane was born on Feb. 22, 1971 in Norborne, Mo. ... Selected all-state, all-conference and all-district as a tight end in his senior year at Norborne (Mo.) High ... Earned all-state recognition at offensive tackle as a junior ... Added all-conference and all-district honors in basketball ... Lettered as an offensive tackle at the Naval Academy Prep School ... He was a general sciences major at the U.S. Naval Academy ... Max and his wife, Melanie, celebrated the birth of their first daughter, Alexis, on June 19, 1999.

TY LAW



CORNERBACK

HEIGHT: 5-11 **WEIGHT:** 200
YEAR: 5TH **YRS/PAT:** 5TH
ACQUIRED: D1 (23RD) '95 **SCHOOL:** MICHIGAN
MAJOR: SPORTS MANAGEMENT/COMMUNICATIONS
BORN: FEB. 10, 1974 ALIQUIPPA, PA

PRO BOWL '98



Career Transactions

Ty Law was drafted by the Patriots in the first round (23rd overall) of the 1995 NFL draft ... Signed by the Patriots (7/20/95).

Career Highlights

(GP/GS: 59/51; 6/6)

- ★ Law enjoyed a breakthrough season in 1998, becoming the first Patriot to ever lead the league in interceptions (nine) and earning his first Pro Bowl selection.
- ★ At the Pro Bowl, Law intercepted a pass and returned it 67 yards for a touchdown and became the first defensive back to be voted MVP of the game in nine years.
- ★ Ranks 10th on the Patriots' all-time interception list with 18 career picks (tied with DB Ron Bolton).

NOTES

- ★ Ty has dedicated time and resources to the HeadStart Program in Beaver County, PA.
- ★ Ty's childhood idol was his cousin, Donmer University of Pittsburgh and Dallas Cowboy star Tony Dorsett. He grew up as teammates with Anthony Dorsett (Tennessee Oilers).
- ★ Ty played high school ball with Sean Gilbert (Carolina).
- ★ Ty played tailback, cornerback, safety, wide receiver and returned kicks to help lead Aliquippa to the Class AA state title as a senior.
- ★ Ty would like to open a Youth Center in Aliquippa after his playing career.

- ★ Returned a Peyton Manning interception 59 yards for a touchdown (9/13) to become just the sixth player in franchise history to return two interceptions for touchdowns during their Patriots career.

- ★ Set a career-high with 77 tackles (69 solo) in 1997.

- ★ Returned an interception 38 yards for a touchdown against the Jets (12/8/96). It was the first career touchdown and earned him his first Miller Lite Player of the Game honors.

- ★ Repeated as Miller Lite Player of the Game the following week at Dallas (12/15/96) when he posted seven solo hits and intercepted a pair of Troy Aikman passes in a 12-6 loss. He prevented two touchdowns in that game, by deflecting a pass out of the arms of Michael Irvin in the end zone and intercepting a pass in the end zone.



- ★ Recorded a career-high 12 tackles, including 10 solos and batted down two passes at Indianapolis (10/20).
- ★ Made his NFL starting debut as a nickel back to defend against Atlanta's "Red Gun" offense (10/1/95) and was credited with four defensive stops.
- ★ Closed out his rookie campaign with a season-high eight solo stops, including his first career sack at Indianapolis (12/23/95) when he hit Jim Harbaugh on a corner blitz late in the first quarter.

Seasonal Reviews

1998 (16/16, 1/1): Law had a breakthrough season and was arguably the best cornerback in the league in 1998 ... Was one of just seven players to start every game for the Patriots in 1998, drawing the assignment of covering the opponent's best receiver on most plays ... He led the league with nine interceptions and was voted to his first Pro Bowl as an AFC starter ... Became the first Patriot to ever lead the league in interceptions and was the first Patriots cornerback voted to the Pro Bowl since Raymond Clayborn in 1986 ... At the Pro Bowl, he intercepted a pass and returned it for a touch-

down and was voted co-MVP of the game ... It was the first time a defensive back had won the award in nine years ... Earned Associated Press first-team All-Pro honors, along with Deion Sanders ... Named to *Sports Illustrated's*, *USA Today's*, *The Sporting News'*, *Football Digest's* and *College and Pro Football Weekly's* All-Pro Teams and was selected to the All-NFL Team by *Pro Football Weekly* ... *Football News* named him to their All-

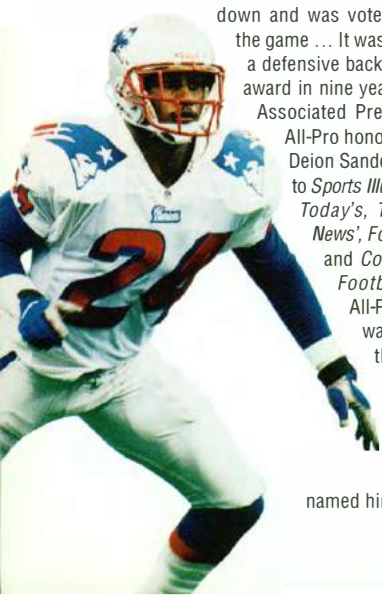
AFC team along with teammate Lawyer Milloy ... He was named the NFL Alumni Defensive Back of the Year, as voted on by NFL alumni who played that position ... His nine interceptions ranked second among the Patriots' all-time single-season interception leaders (Ron Hall, 11, 1964) and gave him 18 for his career, moving Law into the Patriots top 10 among all-time interception leaders ... The only player in the 1990s to record more interceptions than Law was Chicago's Mark Carrier, who had 10 interceptions in 1990 ... In addition to his nine picks, Law was also credited with a team-high 33 passes defended ... His 33 passes defended were three times his previous high of 11 (1997) and three

more than his career total (30) entering the 1998 season ... Law drew the weekly assignment of covering the opponents top receiver and typically blanketed them for the game ... In the home opener vs. Indianapolis (9/13), Law caught just as many Peyton Manning passes as Colts receiver Marvin Harrison — two ... Law finished the game with five tackles and two interceptions, one which he returned 59 yards for a touchdown ... He was selected the Patriots Miller Lite Player of the Game ... It was just the second

interception returned for a touchdown in his four-year career ... The following week, he made seven tackles and stopped an Oilers scoring threat when he intercepted a pass in the end zone, his third interception of the season, and returned it 18 yards, securing a 27-16 victory over Tennessee (9/20) ... Limited Yancey Thigpen to just three receptions for 21 yards in the game ... Intercepted his fourth pass in three games when he picked off a Danny Wuerffel attempt at New Orleans (10/4) ... His four interceptions for the season marked a new personal best, in just the fourth week of the season ... Registered eight solo tackles and added a Dan Marino ball to his collection, which led to a Patriots field goal at Miami (10/25) ... Picked off another pair of passes, which were converted into a field goal and a touchdown, and was credited with six passes defended in a loss to Atlanta (11/8) to earn his second Patriots Miller Lite Player of the Game honors of the season ... Recorded a team-high and a personal season-high nine tackles and grabbed his eighth interception of the season in a 23-9 victory over his hometown Pittsburgh Steelers ... He recovered a Jerry Rice fumble and intercepted a Steve

1998 HONORS & AWARDS

AFC-NFC Pro Bowl Co-MVP
AFC Pro Bowl Starter
Associated Press All-Pro
NFL Alumni Association Defensive Back of the Year
Sports Illustrated All-Pro Team
Pro Football Weekly All-NFL Team
Pro Football Weekly All-AFC Team
College & Pro Football Weekly All-Pro
The Sporting News All-Pro Team
Football News All-AFC Team
Football Digest All-Pro Team
USA Today All-Pro Team
Patriots Miller Lite Player of the Game:
vs. Indianapolis (9/13/98)
vs. Atlanta (11/8/98)
at NY Jets (12/27/98)





Young pass, his ninth and final interception of the season, which he returned 30 yards to help the Patriots pull of a late season 24-21 upset victory over the 49ers (12/20) ... Earned his third Patriots Miller Lite Player of the Game honors in the season finale at New York (12/27) when he recorded five tackles and four passes defended vs. the Jets.

1997 (16/16, 2/2): Law started every game at left cornerback for the Patriots, including both playoff games, and totaled 77 tackles (69 solos) - seventh on the team ... His 77 tackles and 69 solo stops represented career highs for the third-year corner ... Intercepted three passes, which he returned for 70 yards, knocked down 11 passes and recovered one fumble ... Led the team with nine tackles, including eight solo stops, at Indianapolis (9/7) ... Recovered his first career fumble vs. the Jets (9/14) and was credited with four solo stops ... Made seven tackles and intercepted his first pass of the season vs. Chicago (9/21) — the seventh of his career ... He returned the interception 30 yards ... Batted down three passes and totaled three tackles at Denver (10/6) ... Intercepted his second pass of the season vs. Buffalo (10/12) and returned it 40 yards - a career-long ... Posted five tackles in each of the next three games, including five solo stops after being named the defensive captain vs. Green Bay (10/27) ... Shared in a sack with Todd Collins at Minnesota (11/2), his only sack of the year ... Intercepted his third and final pass of the season at Buffalo (11/9), ninth of his career ... Made seven solo tackles vs. Indianapolis (11/30), followed with nine solo stops at Jacksonville (12/7) and eight tackles vs. Pittsburgh (12/13) ... Added six tackles during the postseason, including four solo stops and a pass defended at Pittsburgh (1/3/98).

PATRIOTS INTERCEPTION LEADERS

Patriots All-Time Interception Leaders

Rk	Player	Years	No	Yds	Avg	Lg	TD
1.	Raymond Clayborn	1977-89	36	555	15.4	85	1
2.	Ron Hall	1961-67	29	476	16.4	87	1
3.	Roland James	1980-90	29	383	13.2	46	0
4.	Fred Marion	1982-91	29	457	15.8	83	1
5.	Mike Haynes	1976-82	28	393	14.0	50	1
6.	Maurice Hurst	1989-95	27	263	9.4	36	1
7.	Nick Buoniconti	1962-68	24	223	9.3	41	0
8.	Ronnie Lippett	1984-91	24	420	17.5	73	2
9.	Don Webb	1961-70	21	366	17.4	59	2
10.	Ty Law	1995-98	18	295	16.4	59	2
11.	Ron Bolton	1972-75	18	116	6.4	56	0

Top Interception Seasons in Patriots History

Rk	Player	Year	No	Yds	Avg	TD
1.	Ron Hall	1964	11	148	13.5	0
2.	Ty Law	1998	9	133	14.8	1
3.	Bob Suci	1963	8	277	34.6	2
4.	Mike Haynes	1976	8	90	11.2	0
5.	Ronnie Lippett	1986	8	76	9.5	0

ing the three playoff games ... Compiled a career-high and ranked seventh on the team with 62 tackles, despite missing four starts due to a knee injury ... Finished second on the team with three interceptions and 10 passes defended ... His 56 solo tackles ranked third behind Ted Johnson (87) and Willie Clay (73) ... Finished ninth on the team with 10 defensive tackles in the postseason ... Made five solo stops in the season opener at Miami (9/1) ... Totaled six hits and

deflected a pass the following week at Buffalo (9/8) ... Finished second on the team with seven solo stops vs. Washington (10/13) ... Recorded a career-high with 12 tackles, including 10 solos and batted down two passes at Indianapolis (10/20) ... Sprained his knee vs. Miami (11/3) and was sidelined for the next three games ... Returned to action as a reserve at San Diego (12/1) and made one defensive stop ... Returned to the starting lineup at left corner vs. the Jets (12/8) and grabbed his first interception of the season, which he returned 38 yards for a touchdown ... It was the first touchdown of his professional career and earned him his first Miller Lite Player of the Game honors ... Repeated as Miller Lite Player of the Game the following week at Dallas (12/15) when he posted seven solo hits and intercepted a pair of Troy Aikman passes in a 12-6 loss ... Prevented two touchdowns in the game by deflecting a pass out of the arms of Michael Irvin and intercepting another pass in the end zone ... Closed out the regular season with seven solo stops at the Giants (12/21) ... Provided 10 tackles in three postseason games, including three hits in Super Bowl XXXI vs. Green Bay (1/26/97).

1996 (13/12, 3/3): Started the first nine games of the season at left cornerback ... Missed three games; at New York (11/10), vs. Denver (11/17) and vs. Indianapolis (11/24) due to a knee sprain ... Returned to the starting lineup at left corner for the final six games, includ-

1995 (14/7): Started seven of 14 games as a rookie, missing just two games vs. Buffalo (10/23) and Carolina (10/30) due to a hip flexor injury ... He finished the year ranked 10th in total tackles with 47 (40 solo), including his first career sack ... He was credited with nine passes defended, including three interceptions for 47 yards

**SINGLE-GAME CAREER HIGHS****Regular Season**

Total Tackles: 12 at Indianapolis (10/20/96)
 Solo Tackles: 10 at Indianapolis (10/20/96)
 Sacks: 1 at Indianapolis (12/23/95)
 Interceptions: 2 vs. Atlanta (11/8/98)
 vs. Indianapolis (9/13/98)
 at Dallas (12/15/96)
 Longest Return: 59t vs. Indianapolis (9/13/98)
 PDs: 6 vs. Atlanta (11/8/98)

Postseason

Total Tackles: 4 at Pittsburgh (1/3/98)
 vs. Jacksonville (1/12/97)
 Solo Tackles: 4 at Pittsburgh (1/3/98)
 Sacks: 0
 Interceptions: 0

... He saw action on special teams early in the season and contributed one solo tackle for the Patriots' coverage units ... Played in each of the first three games, seeing action in nickel and dime pass coverages ... Recorded five solo tackles at San Francisco (9/17) ... Made his NFL starting debut as a nickel back to defend against Atlanta's "Red Gun" offense (10/1) and was credited with four defensive stops ... Replaced Maurice Hurst (calf injury) to make his NFL starting debut at right cornerback at Kansas City (10/15) ... He missed the next two games due to a hip flexor injury and was listed among the Patriots' inactive ... He earned the starting position at right corner late in the season ... Made his first of five consecutive starts in a 35-25 victory at Buffalo (11/26) and recorded his first NFL interception on a Jim Kelly pass ... Picked off his second pass of the season the following week vs. New Orleans (12/3) and returned it 38 yards, the second-longest interception return of the season for the Patriots ... Extended his interception streak to three games the following week and provided eight defensive stops in a 31-28 victory over the New York Jets (12/10) ... Closed out his rookie campaign with a season-high eight solo stops, including his first career sack at Indianapolis (12/23) when he hit Jim Harbaugh on a corner blitz late in the first quarter.

College

Law declared himself eligible for the 1995 NFL draft after lettering three years at Michigan (1992-94) ... He earned first-team All-American honors

from Walter Camp as a senior and was a two-time unanimous All-Big Ten Conference selection ... Finished his collegiate career with 154 total tackles (120 solo) and 17 passes defended, including six interceptions ... Totaled 58 tackles (45 solos) and batted away eight passes, including two interceptions in his final season at Michigan ... He earned first-team Sophomore All-American honors in 1993

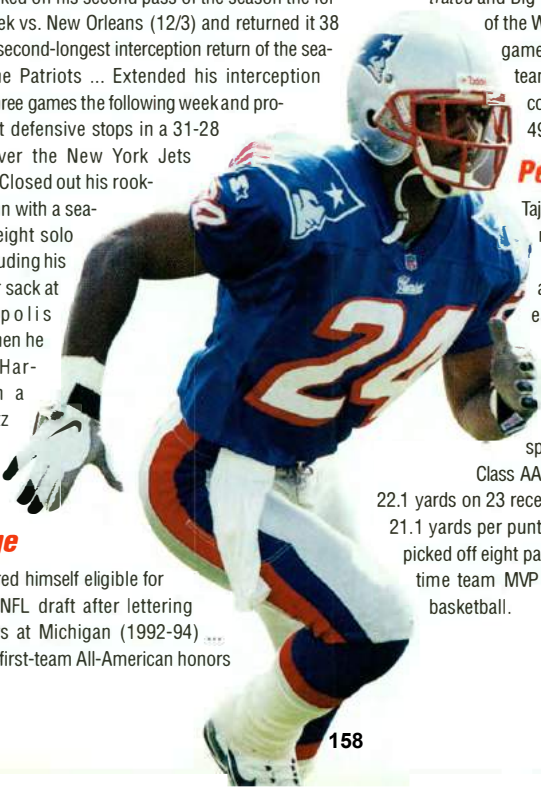
after leading the team with six interceptions and finishing fourth on the team with 57 tackles (47 solos) and a tackle for loss ... His top game was a two interception effort, including one in the end zone and the other at the five-yard line, to kill a pair of touchdown drives in a 28-0 shutout of Ohio State, earning National Player of the Week honors from *The Sporting News* and *Sports Illustrated* and Big Ten Conference Defensive Player of the Week accolades ... Played in every game as a true freshman, starting the team's final six contests at weakside cornerback and finished the year with 49 tackles.

Personal

Tajuan Law was born the son of Raymond and Diane Law on Feb. 10, 1974 in Aliquippa, Pa. ... He attended Aliquippa (Pa.) High and earned All-American first-team honors by *Parade* and *Tom Lemming's Prep Football Report* ...

Played tailback, cornerback, safety, wide receiver and return specialist to help lead the team to the

Class AA state title as a senior ... Averaged 22.1 yards on 23 receptions, 10.1 yards on 45 rushes, 21.1 yards per punt return, recorded 71 tackles and picked off eight passes as a senior ... He was a two-time team MVP ... Also earned MVP honors in basketball.





40 YEARS OF PATRIOTS FOOTBALL



TY LAW

Pos: CB Ht: 5-11 Wt: 200 Year: 5th Acq: D1 (23rd) '95 College: Michigan Born: 2/10/74 Contract: '99

Regular Season			Tackles					Interceptions					Miscellaneous					Fumbles		
Year	Team	G/S	TT	UT	A	S	Yds	No	Yds	Avg	Lg	TD	PD	FF	FR	Yds	TD	SpT	Fum	Lost
1995	Patriots	14/7	47	40	7	1.0	6.0	3	47	15.7	38	0	9	0	0	0	0	1	0	0
1996	Patriots	13/12	62	56	6	0	0.0	3	45	15.0	38t	1	10	0	0	0	0	0	0	0
1997	Patriots	16/16	77	69	8	0.5	2.5	3	70	23.3	40	0	11	0	1	0	0	0	1	0
1998	Patriots	16/16	75	60	15	0	0.0	9	133	14.8	59t	1	37	0	1	17	0	0	0	0
Totals -4 Years		59/51	261	225	36	1.5	8.5	18	295	16.4	59t	2	67	0	2	17	0	1	1	0

Postseason		Tackles					Interceptions					Miscellaneous					Fumbles			
Year	Team	G/S	TT	UT	A	S	Yds	No	Yds	Avg	Lg	TD	PD	FF	FR	Yds	TD	SpT	Fum	Lost
1996	Patriots	3/3	10	7	3	0	0	0	0	0.0	0	0	1	0	0	0	0	0	0	0
1997	Patriots	2/2	6	6	0	0	0	0	0	0.0	0	0	1	0	0	0	0	0	0	0
1998	Patriots	1/1	3	2	1	0	0	0	0	0.0	0	0	1	0	0	0	0	0	0	0
Totals -3 Years		6/6	19	15	4	0	0	0	0	0.0	0	0	3	0	0	0	0	0	0	0

Additional Statistics: Touchdowns—1996 (2; 46-yard interception return, fumble recovery)

LAW'S CAREER GAME-BY-GAME

1995 Opponent	G	TT	UT	A	S/Yds	I/Yds	PD	FF	FR	W/L	Score	
09/03 Cleveland	p	2	2	0	-	-	-	-	-	-	W 17-14	
09/10 Miami	p	1	0	1	-	-	-	-	-	-	L 3-20	
09/17 at San Francisco	p	5	5	0	-	-	-	-	-	-	L 3-28	
10/01 at Atlanta	S	4	3	1	-	-	2	-	-	-	L 17-30	
10/08 Denver	p	0	0	0	-	-	2	-	-	-	L 3-37	
10/15 at Kansas City	S	5	5	0	-	-	1	-	-	-	L 26-31	
10/23 Buffalo					inactive					-	W 27-14	
10/29 Carolina*					inactive					-	L 17-20	
11/05 at N.Y. Jets	p	0	0	0	-	-	1	-	-	-	W 20-7	
11/12 at Miami	p	1	1	0	-	-	-	-	-	-	W 34-17	
11/19 Indianapolis	p	0	0	0	-	-	-	-	-	-	L 10-24	
11/26 at Buffalo	S	6	4	2	-	1	9	1	-	-	W 35-25	
12/03 New Orleans	S	3	2	1	-	1	38	1	-	-	L 17-31	
12/10 N.Y. Jets	S	8	6	2	-	1	0	1	-	-	W 31-28	
12/16 at Pittsburgh	S	4	4	0	-	-	-	-	-	-	L 27-41	
12/23 at Indianapolis	S	8	8	0	1	6	-	-	-	-	L 7-10	
1995 Totals	14/7	47	40	7	1	6	3	47	9	0	0	6-10

1996 Opponent	G	TT	UT	A	S/Yds	I/Yds	PD	FF	FR	W/L	Score	
09/01 at Miami	S	5	5	-	-	-	-	-	-	-	L 10-24	
09/08 at Buffalo	S	6	5	1	-	-	1	-	-	-	L 10-17	
09/15 Arizona	S	3	2	1	-	-	-	-	-	-	W 31-0	
09/22 Jacksonville	S	3	3	-	-	-	1	-	-	-	W 28-25	
10/06 at Baltimore	S	4	4	-	-	-	1	-	-	-	W 46-38	
10/13 Washington	S	7	7	-	-	-	1	-	-	-	L 22-27	
10/20 at Indianapolis	S	12	10	2	-	-	2	-	-	-	W 27-9	
10/27 Buffalo	S	5	3	2	-	-	-	-	-	-	W 28-25	
11/03 Miami	S	1	1	-	-	-	-	-	-	-	W 42-23	
11/10 at New York Jets					inactive					-	W 31-27	
11/17 Denver					inactive					-	L 8-34	
11/24 Indianapolis					inactive					-	W 27-13	
12/01 at San Diego	p	1	1	-	-	-	-	-	-	-	W 45-7	
12/08 New York Jets	S	1	1	-	-	1	38	1	-	-	W 24-10	
12/15 at Dallas	S	7	7	-	-	2	7	3	-	-	L 6-12	
12/21 at N.Y. Giants	S	7	7	-	-	-	-	-	-	-	W 23-22	
1996 Totals	13/12	62	56	6	0	0	3	45	10	0	0	11-5

1997 Opponent	G	TT	UT	A	S/Yd	I/Yds	PD	FF	FR	W/L	Score	
08/31 San Diego	S	3	3	0	-	-	-	-	-	-	W 41-7	
09/07 at Indianapolis	S	9	8	1	-	-	-	-	-	-	W 31-6	
09/14 New York Jets	S	4	4	0	-	-	-	-	-	1	Wot27-24	
09/21 Chicago	S	7	5	2	-	1	30	1	-	-	W 31-3	
10/06 at Denver	S	3	3	0	-	-	-	3	-	-	L 13-34	
10/12 Buffalo	S	4	4	0	-	1	40	3	-	-	W 33-6	
10/19 at New York Jets	S	5	4	1	-	-	-	-	-	-	L 19-24	
10/27 Green Bay	S	5	5	0	-	-	-	-	-	-	L 10-28	
11/02 at Minnesota	S	5	2	30	52.5	-	-	-	-	-	L 18-23	
11/09 at Buffalo	S	1	1	0	-	-	1	0	1	-	W 31-10	
11/16 at Tampa Bay	S	2	2	0	-	-	-	1	-	-	L 7-27	
11/23 Miami	S	3	3	0	-	-	-	-	-	-	W 27-24	
11/30 Indianapolis	S	7	7	0	-	-	-	-	-	-	W 20-17	
12/07 at Jacksonville	S	9	9	0	-	-	-	-	-	-	W 26-20	
12/13 Pittsburgh	S	8	7	1	-	-	-	1	-	-	Lot21-24	
12/22 at Miami	S	2	2	0	-	-	-	1	-	-	W 14-12	
1997 Totals	16/16	77	69	80	52.5	3	70	11	0	1	0	10-6

1997 Postseason	G	TT	UT	A	S	Yds	PD	FF	FR	W/L	Score		
12/28 Miami	S	2	2	0	0	0	0	0	0	1	0	0	W 17-3
01/03 at Pittsburgh	S	4	4	0	-	-	-	1	-	-	L 6-7		
1997 Postseason	2/2	6	6	0	0	0	0	0	1	0	0	0	1-1

1998 Opponent	G	TT	UT	A	S/Yd	I/Yds	PD	FF	FR	W/L	Score
09/07 at Denver	S	4	4	0	-	-	2	-	-	-	L 21-27
09/13 Indianapolis	S	5	3	2	-	2	59	3	-	-	W 29-6
09/20 Tennessee	S	7	6	1	-	1	18	2	-	-	W 27-16
10/04 at New Orleans	S	4	2	2	-	1	0	3	-	-	W 30-27
10/11 Kansas City	S	1	0	1	-	-	-	2	-	-	W 40-10
10/19 New York Jets	S	5	4	1	-	-	-	2	-	-	L 14-24
10/25 at Miami	S	8	8	0	-	1	0	3	-	-	L 9-12
11/01 at Indianapolis	S	7	6	1	-	-	-	2	-	-	W 21-16
11/08 Atlanta	S	4	4	0	-	-	2	16	6	-	L 10-41
11/15 at Buffalo	S	4	2	2	-	-	-	-	-	-	L 10-13
11/23 Miami	S	4	3	1	-	-	-	1	-	-	W 26-23
11/29 Buffalo	S	3	3	0	-	-	-	1	-	-	W 25-21
12/06 at Pittsburgh	S	9	7	2	-	1	10	4	-	-	W 23-9
12/13 at St. Louis	S	2	2	0	-	-	-	1	-	-	L 18-32
12/20 San Francisco	S	3	2	1	-	-	1	30	1	-	W 24-21
12/27 at New York Jets	S	5	4	1	-	-	-	4	-	-	L 10-31
1998 Totals	16/16	75	60	15	0/0	9/133	37	0	1	0	9-7

1996 Postseason	G	TT	UT	A	S	Yds	PD	FF	FR	W/L	Score	
01/05 Pittsburgh	S	3	2	1	-	-	-	1	-	-	W 28-3	
01/12 Jacksonville	S	4	3	1	-	-	-	-	-	-	W 20-6	
01/26 Green Bay	S	3	2	1	-	-	-	-	-	-	L 21-3	
1996 Postseason	3/3	10	7	3	0	0	0	0	1	0	0	2-1

1997 Postseason	G	TT	UT	A	S	Yds	PD	FF	FR	W/L	Score
01/03 at Jacksonville	S	3	2	1	-	-	-	1	-	-	L 10-25



JAMES MANLEY

DEFENSIVE TACKLE

**HEIGHT:** 6-3**WEIGHT:** 320**YEAR:** 2ND**YRS/PAT:** 1**ACQUIRED:** FA-'99**SCHOOL:** VANDERBILT **MAJOR:** MECHANICAL ENGINEERING**BORN:** JULY 11, 1974 BIRMINGHAM, ALA.

Career Transactions

James Manley was signed by the Patriots on Feb. 11, 1999 ... Originally drafted by the Minnesota Vikings in the second round (45th overall) of the 1996 NFL draft ... Released by Vikings (9/23/97) ... Signed by the St. Louis Rams (1/5/98) but was released (8/25/98).

Seasonal Review (GP/GS: 0/0; 1/0)

1998: Signed with the St. Louis Rams after the 1997 season, but was released during training camp and did not play in 1998. **1997**

(0/0-Minnesota): Listed among Minnesota's inactives for four games before he was released (9/23/97).

1996 (0/0, 1/0-Minnesota): Listed among the Vikings inactives for 14 games during the regular season ... Active but did not play vs. Oakland (11/17) and Denver (11/24) ... Participated in a playoff game vs. Dallas (12/28) and recorded three tackles.

College

Started 33 games at defensive tackle during his college career at Vanderbilt ... Recorded 16.5 sacks, 14 tackles for loss, batted down 13 passes and forced three

fumbles during his college career ... Manley was the highest draft choice from Vanderbilt since Will Wolford was selected in the first round by Buffalo in 1986. **1995:** Named Southeastern Conference's Most Valuable Lineman (first Commodores player to receive the honor) and Vanderbilt's Most Valuable Player ... Also All-SEC pick in 1995 ... Posted a career-high 16 tackles and a sack vs. Notre Dame. **1994:** Finished third in the SEC in tackles among defensive lineman (65) ... Led the team with nine sacks and tied for the team lead in tackles for loss with six. **1993:** Led Vanderbilt's defensive lineman in tackles with 65 during the 1993 season.

Personal

James Manley III was born in Birmingham, Alabama ... Voted "Mr. Huffman High" by teachers at Huffman (Birmingham, Ala.) High ... Selected all-state, team captain and most valuable player as an offensive and defensive tackle ... Leading rebounder as a center on the school's basketball squad ... Graduated with honors in the top 10% of his high school class ... majored in mechanical engineering at Vanderbilt.

NOTES

- ★ Graduated with honors in the top 10% of his high school class at Huffman High in Birmingham, Ala.
- ★ James was the highest draft choice from Vanderbilt since Will Wolford was selected in the first round by Buffalo in 1986.



WILLIE MCGINEST

DEFENSIVE END



HEIGHT: 6-5 **WEIGHT:** 265 **YEAR:** 6TH
YRS/PAT: 6TH **ACQUIRED:** D1 (4TH) '94
SCHOOL: SOUTHERN CAL
MAJOR: PUBLIC ADMINISTRATION
BORN: DEC. 11, 1971, LONG BEACH, CALIF.
PRO BOWL '96



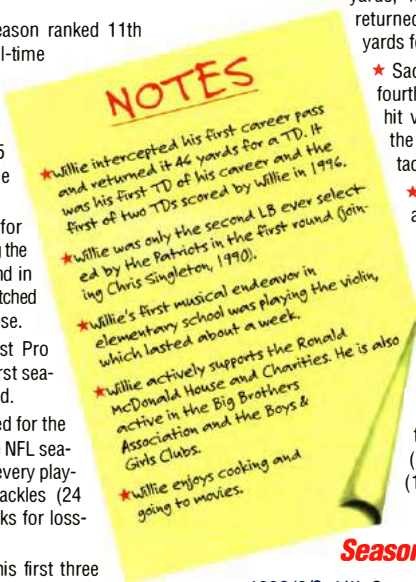
Career Transactions

Willie McGinest was drafted with the Patriots' own selection in the first round (fourth overall) of the 1994 NFL draft ... Signed by Patriots (5/17/94) ... Re-signed by Patriots (2/12/98) through the year 2002.

Career Highlights

(GP/GS: 68/58, 7/7)

- ★ He begins the 1999 season ranked 11th among the Patriots all-time sack leaders with 30.5 career sacks.
- ★ Entering the 1999 season, 21.5 of Willie's 30.5 career sacks have come against AFC East rivals.
- ★ Played outside linebacker for two seasons before making the transition to defensive end in 1996 when the Patriots switched from a 3-4 to a 4-3 defense.
- ★ He was voted to his first Pro Bowl in 1996, after his first season playing defensive end.
- ★ The Patriots have qualified for the playoffs in four of his five NFL seasons and he has started every playoff game, totaling 38 tackles (24 solos), including 4.5 sacks for losses of 22 yards.
- ★ His 25 career sacks in his first three seasons (1994-96) was the fastest start since Garin Veris totaled 28 in his first three seasons (1985-88).
- ★ He led the team in sacks in 1995 (11) and 1996 (9.5). His 11 sacks in 1995 were the most by a Patriot since Andre Tippett's 12.5 sacks in 1987.



★ In 1996, he earned AFC Defensive Player of the Month for his performances during the month of October when he combined for 21 tackles, including four sacks, one interception and three passes defended to help the Patriots complete a 3-1 record during the month.

★ Earned AFC Defensive Player of the Week for his Week 8 performance vs. Buffalo (10/27/96) when he posted seven tackles (5 solos), including a sack for 8 yards, had two passes defended and returned his first career interception 46 yards for a touchdown.

★ Sacked Dan Marino twice, forcing a fourth quarter fumble on the second hit vs. Miami (11/3/96) and finished the game with a season-high eight tackles.

★ His career-high 11 tackles, came against Carolina (10/29/95).

★ Sacked Dan Marino twice and forced a fumble in a 24-17 victory over Miami (11/12/95).

★ Closed out the 1995 season in Pro Bowl form, recording 15 solo tackles and five sacks in the final three games of the season, including multiple sack performances vs. the Jets (12/10/95) and at Indianapolis (12/23/95).

Seasonal Reviews

1998 (9/8, 1/1): Started the first six games of the season before being sidelined by a nagging groin injury which kept him out of the lineup for seven of the next nine games ... Started eight of nine regular season games and in the Patriots' playoff game at Jacksonville (1/3/99) ... Finished the



season with 24 tackles and ranked fourth on the team with 3.5 sacks ... Opened the season with five tackles in each of his first two games, including five solo stops with a sack vs. Indianapolis (9/13) ... Shared a sack vs. Tennessee (9/20) ... Extended a consecutive game sack streak to three games with a sack at New Orleans (10/4) ... Sacked Vinny Testaverde for a 9-yard loss before leaving the game with an injury vs. the Jets (10/19) ... The sack gave him 30.5 for his career and moved him ahead of Don Blackmon (29.5 career sacks) into 11th place among the franchise's all-time leading sack artists ... Recorded those 3.5 sacks in the first six games of the season, a pace which would have given him 9.5 for the season, before suffering a groin injury vs. the Jets ... Listed among the Patriots' inactives prior to seven games; at Miami (10/25), at Indianapolis (11/1), vs. Atlanta (11/8), vs. Miami (11/23), vs. Buffalo (11/29), at St. Louis (12/13) and vs. San Francisco (12/20) ... Returned for the season finale at New York vs. the Jets (12/27) and reported four tackles ... Played the following week at Jacksonville (1/3/99) and provided three solo stops.

1997 (11/11, 2/2): McGinest missed five of the first six games due to injuries ... Missed the first two games of the season while rehabilitating a hamstring injury, which he suffered in the final preseason game ... Returned in Week Three, but injured his right knee and missed the next three games ... Started every game he appeared in, including both playoff games ... Finished the season with 35 total tackles, 10th on the team, including a pair of sacks ... Batted down one pass and recovered three fumbles ... Made his first start of the season vs. the Jets (9/14) ... Recorded three tackles and recovered a Neil O'Donnell fumble (forced by Chris Slade) before suffering a knee sprain in the fourth quarter which forced him to the sidelines and caused him to miss the next three games ... Returned to the starting lineup at New York (10/19) ... Recorded a season-high five tackles at Minnesota, but left the game with a sprained ankle ... Posted his first sack of the season when he dropped Alex Van Pelt for a loss of 8 yards at Buffalo (11/9) ... Named defensive team captain vs. Miami (11/23) ... Recorded his second sack of the season vs. Indianapolis (11/30) ... Tied his season-high with five hits and a fumble recovery at Jacksonville (12/7) ... Excelled in the playoffs, leading the Patriots with 2.5 sacks in the post-season ... Ranked third with 11 tackles in two games ... Registered six tackles, including 1.5 sacks in the divisional playoff game at Pittsburgh (1/3/98).

1996 (16/16, 3/3): McGinest started every game for the Patriots, including each of the playoff games, and was select-

ed to his first Pro Bowl in his first season at defensive end ... He finished the year with 67 total tackles, fifth on the team ... He led the team for the second consecutive season with 9.5 sacks for 62.5 yards ... He grabbed his first career interception and returned it 46 yards for a touchdown in a come-from-behind victory over Buffalo (10/27) ... It was one of nine passes defended on the year, which led all defensive linemen and ranked third on the team ... He earned AFC Defensive Player of the Month for his performances during the month of October when he combined for 21 tackles, including four sacks, one interception and three passes defended to help the Patriots complete a 3-1 record during the month ... Registered a season-high with eight tackles (5 solos), including a pair of sacks, vs. Miami (11/3) ... Opened the season with three solo stops at Miami (9/1) and had an apparent sack and a forced fumble taken away when the play was ruled an incomplete pass ... Recorded his first sack of the season at Buffalo (9/8) and totaled four tackles in the game ... Batted away three passes, a career-high, and finished the game with three tackles vs. Jacksonville (9/22) ... Recorded seven tackles, including his second sack of the season vs. Washington (10/13) when he stripped Gus Frerotte of the ball, forcing his first fumble of the year ... Recorded a pair of fourth quarter sacks at Indianapolis (10/20), including one that forced Jim Harbaugh to leave the game with a broken nose ... Earned AFC Defensive Player of the Week for his Week 8 performance vs. Buffalo (10/27) when he posted seven tackles (5 solos), including a sack for 8 yards, had two passes defended and returned his first career interception 46 yards for a touchdown ... Sacked Dan Marino twice, forcing a fourth quarter fumble on the second hit vs. Miami (11/3) ... Posted his eighth sack of the season in the 10th game of the year when he dropped Frank Reich for a 1-yard loss at the Jets (11/10), which capped a five-game stretch in which he dominated play, totaling 35 tackles and seven sacks ... Shared a sack with Scooter McGruder and recovered a fumble in the end zone for his second touchdown of the season at San Diego (12/1) ... Nearly scored a safety when he hit Leonard Russell





in his own end zone, but was officially ruled down just across the goal line ... Credited with seven tackles, including his final sack of the season at Dallas (12/15) when he dropped Troy Aikman for a 7-yard loss ... Ranked fifth on the team during the postseason with 16 total tackles, including a sack ... Registered five tackles in each of the first two playoff games in Foxboro ... Applied continuous pressure on Mark Brunell in the AFC Championship Game victory over Jacksonville (1/12/97) ... Credited with six tackles and a sack vs. Green Bay in Super Bowl XXXI (1/26/97).

1995 (16/16):

McGinest started every game for the Patriots at left outside linebacker and was selected as a Pro Bowl alternate in just his second NFL season ... Led the team and finished fifth in the AFC with 11 sacks ... His 11 sacks were the most by a

Patriot since Andre Tippett's 12.5 sacks in 1987 and tied Garin Veris (1986) for fourth place among the Patriots' all-time single-season sack leaders ... Finished fourth on the team with 88 total tackles, including 70 solo stops ... Recorded six passes defended, leading all non-defensive backs in that category ... He was credited with four solo tackles, a forced fumble and a pass batted down at Atlanta (10/1) ... Recorded his first sack of the season when he dropped Denver's John Elway for a 5-yard loss (10/8) for one of his six tackles on the day ... Registered eight solo tackles, including two Jim Kelly sacks, and made a hit for a loss on 4th-and-1 from the Patriots' 30-yard line in a 27-14 victory vs. Buffalo (10/23) ... Followed with a career-high 11 tackles vs. Carolina (10/29), marking his first career double-digit tackle performance ... Sacked Dan Marino twice and forced a fumble in a 24-17 victory over Miami (11/12) ... He was selected the Staples Star Player of the Game for his six-tackle performance vs. Indianapolis (11/19) ... Recorded his sixth sack of the season and his third against Jim Kelly with a solo effort in a 35-25 victory at Buffalo (11/26) ... Went on a season-ending streak, record-

ing 15 solo tackles and five sacks in the final three games of the season, including multiple sack performances vs. the Jets (12/10) and at Indianapolis (12/23).

1994 (16/7, 1/1): Started seven of the last eight regular season games and the Patriots' playoff game at Cleveland (1/1/95) at left outside linebacker after platooning with Dwayne Sabb during the first half of his rookie season ... Finished the season with 43 total tackles (29 solos) and ranked third

on the team with 4.5 sacks to earn All-Rookie recognition by *Pro Football Weekly* and *College and Pro Football Newsweekly* ... Selected by the 1776 Quarterback Club as their 1994 Rookie of the Year ... Made his Patriots preseason debut vs. New Orleans (8/5) and recorded three quarterback sacks in the first three quarters before suffering a pulled hamstring ... Slowed by

the injury throughout the preseason and did not win the starting OLB position until midseason ... Platooned at OLB in the season opener at Miami (9/4) ... Made an assist on a sack in the home opener vs. Buffalo's Jim Kelly (9/11), his first career sack ... Recorded his first career unsisted sack and recovered his first fumble the following week at Cincinnati (9/18) ... Made his first career start at Cleveland (11/6) and made five stops (four solos) ... Registered seven tackles the following week in the Patriots' 26-20 overtime victory vs. Minnesota (11/13) ... Made eight tackles (four solos), including a sack, vs. Indianapolis (12/11) ... Made four stops and added another sack in the season finale at Chicago (12/24) in a 13-3 victory ... Posted eight tackles (five solos), a sack and knocked down three passes in the Patriots' playoff game at Cleveland (1/1/95) to earn Patriots' Miller Lite Player of the Game.

PATRIOTS CAREER SACK LEADERS

In just five seasons, Willie McGinest is already ranked 11th among the Patriots all-time sack leaders. The top 12 are listed below:

Player	Sacks	GP	Years
1. Andre Tippett.....	100.0	151	1982-88, 90-93
2. Julius Adams.....	79.5	206	1971-77, 79-85, 87
3. Tony McGee.....	72.5	119	1974-81
4. Ray Hamilton.....	54.0	132	1973-81
5. Larry Eisenhauer	45.5	115	1961-69
6. Brent Williams.....	43.5	121	1986-93
7. Houston Antwine.....	39.0	142	1961-71
8. Chris Slade	42.5	95	1993-98
9. Garin Veris	36.0	78	1985-88, 90-91
10. Richard Bishop	32.5	85	1976-81
11. Willie McGinest	30.5	68	1994-98
12. Don Blackmon.....	29.5	89	1981-87

College

McGinest was a four-year letterman at Southern Cal (1990-93) ... Wore number 55 and carried on the legacy of the jersey established by his predecessor, All-American



linebacker Junior Seau ... Played in three bowl games in four years - the John Hancock Bowl (1990) and two Freedom Bowls (1992 and 1993) ... Earned all-conference honors three straight years and earned All-American acclaim.

1993: He earned *Playboy* All-American honors and All-Pac 10 conference honors as a senior ... He was a Lombardi Award finalist ... Started every game at weakside defensive end for the Trojans ... Finished his collegiate career with 193 tackles (134 solos), 29 sacks (171 yards), 48 tackles for losses (238 yards) and 26 passes batted away ... Registered 68 tackles (42 solos), including six sacks and 13 tackles for losses ... Caused one fumble and recovered another. **1992:** He shared the Pac-10 lead with 16 sacks ... Led the team with 23 tackles for losses (99 yards) ... Earned first-team All-Pac 10 Conference honors ... Named South-

ern Cal's Defensive Player of the Year ... Started all season at outside linebacker on the weak side ... Finished his junior campaign with 63 tackles (fourth on the team), nine passes defended (second on the team) and three forced fumbles (tied for first). **1991:** Played in nine games, starting eight at outside linebacker as a sophomore ... Finished the season with 35 tackles (30 solos), including two sacks. **1990:** Played in every game as a true freshman with three starts ... Was called upon to make his collegiate starting debut at the 1990 Kickoff Classic vs. Syracuse (8/31/90) ... Finished his freshman season with 27 tackles, including five sacks.

Personal

William Lee McGinest, Jr. was born the son of Willie and Joyce McGinest on Dec. 11, 1971 in Long Beach, Calif. ... He is the middle of three children ... Attended Long Beach (Calif.) Polytechnic High, where he was a two-sport phenom, garnering all-state honors in football and basketball ... On the gridiron, he earned All-American recognition from *Super Prep*, *Blue Chip* and *Tom Lemming* magazines and was selected to countless all-star teams, earning all-city, all-state, and all-region honors as a linebacker in 1989 ... Totaled 107 tackles, including 18 sacks, two fumble recoveries, four passes defended, including an interception, and blocked four kicks as a senior ... On the courts, he earned *Long Beach Press-Telegram* "Best in the West," All-CIF Southern Section and all-league honors while averaging 14 points per game during the 1989-90 season ... Majored in public administration at Southern Cal ... Single.

SINGLE-GAME CAREER HIGHS

Regular Season

Tackles	11	vs. Carolina (10/29/95)
Solo Tackles	8	vs. Buffalo (10/23/95)
Assists	6	vs. Carolina (10/29/95)
Sacks	2	(4 times) Most recent at Indianapolis (12/23/95)
Passes Def.	2	(4 times) Most recent vs. Miami (11/3/96)

Postseason

Tackles	8	at Cleveland (1/1/95)
Solo Tackles	5	at Cleveland (1/1/95)
Assists	4	at Pittsburgh (1/3/98)
Sacks	1.5	at Pittsburgh (1/3/98)
Passes Def.	3	at Cleveland (1/1/95)

WILLIE MCGINEST

Pos: DE Ht: 6-5 Wt: 265 Year: 6th Acq: D1 (4th) '94 College: Southern Cal Born: 12/11/71 Contract: '02

Regular Season			Tackles					Interceptions				Miscellaneous						Scoring		
Year	Team	G/S	TT	UT	A	S	Yds	No	Yds	Lg	TD	PD	FF	FR	Yds	TD	Blk	SpT	Sfty	TD
1994	Patriots	16/7	43	29	14	4.5	17	0	0	0	0	8	2	2	0	0	0	0	0	0
1995	Patriots	16/16	88	70	18	11	96	0	0	0	0	6	4	0	0	0	0	0	0	0
1996	Patriots	16/16	67	49	18	9.5	62.5	1	46	46t	1	9	2	2	1	1	0	0	0	0
1997	Patriots	11/11	35	25	10	2.0	14	0	0	0	0	1	0	3	0	0	0	0	0	0
1998	Patriots	9/8	24	19	5	3.5	23	0	0	0	0	1	1	0	0	0	0	0	0	0
Totals - 5 years		68/58	257	192	65	30.5	212.5	1	46	46t	1	25	9	7	1	1	0	0	0	0
Postseason			Tackles					Interceptions				Miscellaneous						Scoring		
Year	Team	G/S	TT	UT	A	S	Yds	No	Yds	Lg	TD	PD	FF	FR	Yds	TD	Blk	SpT	Sfty	TD
1994	Patriots	1/1	8	5	3	1	10	0	0	3	0	3	0	0	0	0	0	0	0	0
1996	Patriots	3/3	16	10	6	1	7	0	0	1	0	1	0	0	0	0	0	0	0	0
1997	Patriots	2/2	11	6	5	2.5	5	0	0	1	0	1	0	0	0	0	0	0	0	0
1998	Patriots	1/1	3	3	0	0	0	0	0	0	0	0	0	0	0	0	0	0	0	0
Totals- 4 years		7/7	38	24	14	4.5	22	0	0	5	0	5	0	0	0	0	0	0	0	0

Additional Statistics: Touchdowns—1996 (2; 46-yard interception return, fumble recovery)



McGINEST'S CAREER GAME-BY-GAME

1994 Opponent	P/S	TT	UT	A	S	Y	I	Y	P	D	F	R	W/L	Score
09/04at Miami	p	2	2	0	0	0	0	0	1	0	0	0	L	35-39
09/11 Buffalo	p	3	2	1	0	5	0	5	0	0	0	0	L	35-38
09/18at Cincinnati	p	1	1	0	1	0	0	0	0	0	1	0	W	31-28
09/25at Detroit	p	1	1	0	0	0	0	0	1	0	0	0	W	23-17
10/02 Green Bay	p	0	0	0	0	0	0	0	2	0	0	0	W	17-16
10/09 LA Raiders	p	0	0	0	0	0	0	0	1	0	0	0	L	17-21
10/16at N.Y. Jets	p	0	0	0	0	0	0	0	0	0	0	0	L	17-24
10/30 Miami	p	2	1	1	0	0	0	0	0	0	0	0	L	3-23
11/06at Cleveland	S	5	4	1	0	0	0	0	1	0	1	0	L	6-13
11/13 Minnesota	S	7	5	2	0	0	0	0	0	0	0	0	W	26-20
11/20 San Diego	S	3	3	0	0	0	0	0	0	0	0	0	W	23-17
11/27at Indianapolis	S	3	2	1	1	3	0	0	0	1	0	0	W	12-10
12/04 N.Y. Jets	S	2	1	1	0	0	0	0	1	0	0	0	W	24-13
12/11 Indianapolis	S	8	4	4	1	0	0	0	0	0	0	0	W	28-18
12/18at Buffalo	p	2	2	0	0	0	0	0	1	0	0	0	W	41-17
12/24at Chicago	S	4	4	0	1	3	0	0	0	1	0	0	W	13-3
1994 Totals		16/7	43	29	14	4.5/16.50	0	8	2	2				10-6
11/9/95 at Cleveland	S	8	5	3	1	10	0	3	0	0	0	0	L	13-20

1995	Opponent	P/S	TT	UT	A	S	/Y	I/Y	P	D	F	F	R	W/L	Score
09/03	Cleveland	S	4	1	3	0	0	0	0	1	0	0	0	W	17-14
09/10	Miami	S	5	4	1	0	0	0	0	0	0	0	0	L	03-20
09/17	at 49ers	S	4	4	0	0	0	0	0	0	0	0	0	L	03-28
10/01	at Atlanta	S	4	4	0	0	0	0	0	1	1	0	0	L	17-30
10/08	Denver	S	6	5	1	1	5	0	0	1	0	0	0	L	03-37
10/15	at Kansas City	S	1	1	0	0	0	0	0	0	0	0	0	L	26-31
10/23	Buffalo	S	8	8	0	2	15	0	0	0	0	0	0	W	27-14
10/29	Carolina	S	11	5	6	0	0	0	0	1	00	0	0	LOT	17-10
11/05	at N.Y. Jets	S	7	6	1	0	0	0	0	0	0	0	0	W	20-7
11/12	at Miami	S	6	5	1	2	16	0	0	0	1	0	0	W	34-17
11/19	Indianapolis	S	6	5	1	0	0	0	0	0	0	0	0	L	10-24
11/26	at Buffalo	S	6	4	2	1	8	0	0	0	1	0	0	W	35-25
12/03	New Orleans	S	5	3	2	0	0	0	0	0	0	0	0	L	17-31
12/10	N.Y. Jets	S	5	5	0	2	26	0	0	0	1	0	0	W	31-28
12/16	at Pittsburgh	S	5	5	0	1	10	0	0	2	0	0	0	L	27-41
12/23	at Indianapolis	S	5	5	0	2	16	0	0	0	0	0	0	L	7-10
1995 Totals		16/16	88	70	18	11/96	0	6	4	0				6-10	

1996 Opponent	P/S	TT	UT	A	S	/Y	I	/Y	P	D	F	F	R	W/L	Score
09/01at Miami	S	3	3	0	0	0	0	0	0	0	0	0	0	L	10-24
09/08at Buffalo	S	4	3	1	1	10	0	0	0	0	0	0	0	L	10-17
09/15 Arizona	S	3	1	2	0	0	0	0	1	0	0	0	0	W	31-0
09/22 Jacksonville	S	3	2	1	0	0	0	0	3	0	0	0	0	W	28-25
10/06at Baltimore	S	2	2	0	0	0	0	0	1	0	0	0	0	W	46-38
10/13 Washington	S	7	3	4	1	4	0	0	0	1	0	0	0	L	22-27
10/20at Indianapolis	S	5	4	1	2	12	0	0	0	0	1	0	0	W	27-9
10/27 Buffalo	S	7	5	2	1	8	146	2	0	0	0	0	0	W	28-25
11/03 Miami	S	8	5	3	2	16	0	0	0	1	0	0	0	W	42-23
11/10at NY Jets	S	6	5	1	1	1	0	0	0	0	0	0	0	W	31-27
11/17 Denver	S	4	4	0	0	0	0	0	0	0	0	0	0	L	8-34
11/24 Indianapolis	S	1	1	0	0	0	0	0	0	0	0	0	0	W	27-13
12/01at San Diego	S	4	3	1	0	5/4.5	0	0	0	0	1	0	0	W	45-7

1996 Cont.	P/S	TT	UT	A	S	/Y	I	/Y	P	D	F	F	R	W/L	Score
12/08 NY Jets	S	0	0	0	0	0	0	0	1	0	0	0	0	W	34-10
12/15at Dallas	S	7	6	1	1	7	0	0	0	0	0	0	0	L	6-12
12/21at NY Giants	S	3	2	1	0	0	0	0	1	0	0	0	0	W	23-22
1996 Totals	16/16	67	49	189.5	62.5	1/46	9	2	2					11-5	
01/05 Pittsburgh	S	5	3	2	0	0	0	0	0	0	0	0	0	W	28-3
01/12 Jacksonville	S	5	3	2	0	0	0	0	1	0	0	0	0	W	20-6
01/26 Green Bay	S	6	4	2	1	7	0	0	0	0	0	0	0	L	21-35
1996 Playoff	3/3	16	10	6	1	7	0	0	1	0	0			2-1	

1997	P/S	TT	UT	A	S	/Y	I	/Y	P	D	F	F	R	W/L	Score
08/31San Diego														W	41-7
09/07at Indianapolis														W	31-6
09/14NY Jets	S	3	2	1	-	-	-	-	-	-	-	-	-	1 W	ot 27-24
09/21Chicago														W	31-3
10/06at Denver														L	13-34
10/12Buffalo														W	33-6
10/19at N.Y.Jets	S	1	1	0	-	-	-	-	-	-	-	-	-	L	19-24
10/27Green Bay	S	3	1	2	-	-	-	-	-	-	-	-	-	1	L 10-28
11/02at Minnesota	S	5	3	2	-	-	-	-	-	-	-	-	-	L	18-23
11/09at Buffalo	S	3	3	0	1	8	-	-	-	-	-	-	-	W	31-10
11/16at Tampa Bay	S	4	4	0	-	-	-	-	-	-	-	-	-	L	7-27
11/23Miami	S	2	1	1	-	-	-	-	-	-	-	-	-	W	27-24
11/30Indianapolis	S	3	2	1	1	6	-	-	-	-	-	-	-	W	20-17
12/07at Jacksonville	S	5	4	1	-	-	-	-	-	-	-	-	-	1	W 26-20
12/13Pittsburgh	S	4	2	2	-	-	-	-	-	-	-	-	-	L	ot 21-24
12/22at Miami	S	2	2	0	-	-	-	-	-	-	-	-	-	1	W 14-12
1997 Totals	11/11	35	25	10	2/14	0	0	1	0	3				10-6	
12/28Miami	S	5	4	1	1	5	-	-	-	-	-	-	-	W	17-3
01/03at Pittsburgh	S	6	2	4	1	5	0	-	-	-	-	-	-	L	6-7
1997 Playoff	2/2	11	6	5	2.5	/5	0	0	1	0	0			1-1	

1998 Opponent	P/S	TT	UT	A	S	Y	I	/Y	P	D	F	F	R	W/L	Score
09/07at Denver	S	5	3	2	-	-	-	-	-	-	-	-	-	L	21-27
09/13 Indianapolis	S	5	5	0	1	9	-	-	-	-	-	-	1	W	29-6
09/20 Tennessee	S	3	3	0	0.5	1	-	-	-	-	-	-	-	W	27-16
10/04at New Orleans	S	1	1	0	1	4	-	-	-	-	-	-	-	W	30-27
10/11 Kansas City	S	3	1	2	-	-	-	-	-	-	-	-	1	W	40-10
10/19 NY Jets	S	2	2	0	1	9	-	-	-	-	-	-	-	L	14-24
10/25at Miami						inactive								L	9-12
11/01at Indianapolis						inactive								W	21-16
11/08 Atlanta						inactive								L	10-41
11/15at Buffalo	S	1	1	0	-	-	-	-	-	-	-	-	-	L	10-13
11/23 Miami						inactive								W	26-23
11/29 Buffalo						inactive								W	25-21
12/06at Pittsburgh	P	0	0	0	-	-	-	-	-	-	-	-	-	W	23-9
12/13at St. Louis						inactive								L	18-32
12/20San Francisco						inactive								W	24-21
12/27at NY Jets	S	4	3	1	0	-	-	-	-	-	-	-	-	L	10-31
1998 Totals	9/8	24	19	5	3.5	/23	0	0	1	1	0			9-7	
01/03at Jack.	S	3	3	0	-	-	-	-	-	-	-	-	-	L	10-25
1998 Playoff	1/1	3	3	0	0	0	0	0	0	0	0	0		0-1	



RON MERKERSON

LINEBACKER



HEIGHT: 6-2 **WEIGHT:** 247
YEAR: 2ND **YRS/PAT:** 2ND
ACQUIRED: 5 (145TH) '98
SCHOOL: COLORADO **MAJOR:** SOCIOLOGY
BORN: AUG. 30, 1975 CLARKSVILLE, TENN.



Career Transactions

Ron Merkerson was drafted by the Patriots in the fifth round (145th overall) of the 1998 NFL Draft ... Signed by the Patriots on July 19, 1998 ... Underwent surgery on his legs and was placed on injured reserve Aug. 25, 1998 for the remainder of the season.

Seasonal Reviews

1998 (0/0, 0/0): Placed on injured reserve Aug. 25, 1998 after having surgery to relieve compartment pressures in each of his lower legs.

College

Merkerson was a four-year letterman at the University of Colorado (1994-97) ... He started 22 of 33 games and totaled 174 career tackles, including a sack and nine tackles for losses ... Caused one fumble and recovered another, which he returned 33 yards. **1997 (Senior):** Started four of five games and finished the year with 36 total tackles ... Collected 12 tackles and returned a fumble 33 yards vs. Wyoming, but suffered torn ligaments in his left ankle when he was tackled, causing him to miss the next six games ... Returned for the season finale vs. Nebraska and closed out his collegiate career with a 10-tackle effort. **1996 (Junior):** Earned All-Big 12 Conference honorable mention after starting 10 of 12 games at strongside outside linebacker and collecting a career-high 80 tackles ... Earned the Regiment Award, given annually by the Colorado coaching staff to the player who made the greatest contribution to the team with the least recognition. **1995 (Sophomore):** Earned

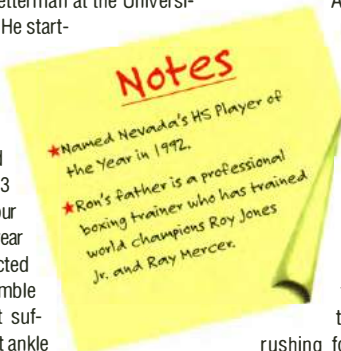
All-Big 8 honorable mention honors and was one of three Colorado players to share the team's Most Improved Player honors ... Started eight of 11 games and finished the season with 55 tackles and a 7-yard sack. **1994 (Freshman):** Appeared in nine games on special teams, seeing action at outside linebacker in four of those games ... Credited with three tackles in 53 plays. **1993 (Redshirt):** Redshirted as a freshman.

Personal

Ron Devon Merkerson was born the son of Cynthia and Alton Merkerson Aug. 30, 1975 in Clarksville, Tenn. ... Attended Clark High in Las Vegas, Nevada, where he starred in football, wrestling and track ... He earned

All-American acclaim by *Super Prep* magazine after his senior season when he collected 85 tackles, two sacks, and five forced fumbles as an inside linebacker and rushed for 830 yards and 16 touchdowns on 137 carries (6.1 avg.) as a fullback ... Added All-Far West, All-Midlands, All-Sunset, All-Southern Zone Conference and *USA Today* honorable mention honors to his senior-year dossier after leading his team to the state playoffs ... As a junior, he totaled 80 tackles and three sacks while

rushing for 450 yards and two scores ... He earned two varsity letters in wrestling and lettered in track, competing as a sprinter in addition to throwing the shot put and discus ... His father is a professional boxing trainer who has trained world champions Roy Jones Jr. and Ray Mercer ... His cousin, Harry Galbreath, played guard at Tennessee and played professionally for the Miami Dolphins, Green Bay Packers and New York Jets ... Another cousin, Tim Cross, played collegiately at Tennessee State ... Ron majored in sociology at Colorado.





LAWYER MILLOY



SAFETY

HEIGHT: 6-0 **WEIGHT:** 208
YEAR: 4TH **YRS/PAT:** 4TH
ACQUIRED: D2 (36TH) '96
SCHOOL: WASHINGTON **MAJOR:** SOCIOLOGY
BORN: Nov. 14, 1973 **St. Louis, MO**
PRO BOWL '98



Career Transactions

Lawyer Milloy was drafted by the Patriots with their own selection in the second round (36th player selected) of the 1996 NFL draft ... Signed by Patriots (6/5/96).

Career Highlights

(GP/GS: 48/42; 6/6)

- ★ Milloy led the Patriots defense with career-high 151 stops (100 solo) and finished second on the team, behind Ty Law, with six interceptions, a career-high.
- ★ Voted to his first Pro Bowl following the 1998 season. He was the first Patriot safety voted to the Pro Bowl since Fred Marion in 1985.
- ★ Closed out a memorable '98 season with 27 tackles in the final two games, including a career-high 16 vs. San Francisco (12/20).
- ★ In 1997, Milloy totaled 112 tackles, second on the team behind Ted Johnson. He became the first Patriots defensive back to amass over 100 tackles in a season since Fred Marion led the team with 119 tackles in 1990.
- ★ Intercepted passes in each of the last two regular season games in 1997. His interception vs. Pittsburgh (12/13/97) set up a Patriots touchdown. His interception in the season finale at Miami (12/22/97) was his first off future Hall of Fame QB Dan Marino.
- ★ Milloy led the team with 12 tackles vs. Denver (11/17/96). He also intercepted his first career pass, which he returned for 14 yards and was selected as the Miller Lite Player of the Game for his performance.
- ★ Made his NFL starting debut two weeks later at Indi-

anapolis (10/20/96). Posted eight tackles (5 solos) and forced his first career fumble.

- ★ Recorded his first career sack when he blitzed the Jets' Glen Foley and dropped him for a 7-yard loss (12/8/96).
- ★ Earned all-rookie honors by *College & Pro Football Newsweekly*, *Football News* and *Pro Football Weekly*.

Seasonal Reviews

1998 (16/16, 1/1): Started every game at strong safety, one of just seven Patriots to start every game for the Patriots in 1998, extending his consecutive game streak to 42 (48 including playoff games) ... Led the team in tackles with a career-high 151 stops (100 solo) and finished the season with a career-high six interceptions, second on the team ... Voted to his first Pro Bowl, the first Patriot safety voted to the Pro Bowl since 1985 ... Received numerous postseason accolades, including Associated Press second-team All-Pro honors ... He was also named to the *Pro Football Weekly's* All-AFC Team, *Football News's* All-AFC Team and was a *Football Digest* second-team All-Pro ... Recorded seven double-digit tackle outings, including a career-high 16 tackles in a victory over San Francisco (12/20) ... Scored the first touchdown of his career on a 30-yard interception return vs. Tennessee (9/20) to help the Patriots to a 27-16 victory ... Kept opponents to under 200 passing yards in seven of the 16 regular season games ... Helped form a defensive effort that limited Kansas City (10/11) to a season-low 120 yards passing,

NOTES

- ★ Lawyer was a two-sport collegiate athlete, lettering in football and baseball at Washington. He played centerfield.
- ★ In 1995, Lawyer played on a Washington team that played Georgia Tech in the College World Series regional finals. That team featured current Red Sox Jason Varitek and Nomar Garciaparra. In one game, Lawyer stole third on Varitek.
- ★ Lawyer has been drafted by two Major League Baseball teams, once as a high school pitching prospect by the Cleveland Indians and once as a college prospect by the Detroit Tigers.
- ★ On Mother's Day 1996, Lawyer bought his mom a new house.




as the Patriots cruised to a 40-10 victory ... He opened the season with 10 tackles (7 solo) and a pass defended at Denver (9/7) ... Reported a dozen stops and intercepted a Steve McNair pass at the 30-yard line and returned it for a touchdown vs. the Oilers (9/20), his first career touchdown ... Added another dozen stops in a 30-27 victory at New Orleans (10/4) ... Led the team with 12 tackles, including his only sack of the season, vs. the New York Jets (10/19) ... Dropped Vinny Testaverde for an 8-yard loss on the sack, the second of his career and the first since his rookie year ... His only other sack was for a 7-yard loss vs. the Jets (12/8/96) ... Intercepted his second pass of the season off Elvis Grbac in a 40-10 thrashing of Kansas City (10/11) ... Named AFC Defensive Player of the Week after he led the team with 12 tackles and intercepted a pair of Peyton Manning passes, which he returned for 24 yards, in a 21-16 victory over the Colts (11/1) ... The two interceptions gave him four for the year, eclipsing his career high of three interceptions in 1997 ... Posted 13 tackles and intercepted his fifth pass of the season at Buffalo (11/15) ... Led the team and recorded a career-high 16 tackles in a 24-21 victory over San Francisco (12/20) ... Closed out a stellar season with 11 tackles and intercepted his sixth pass of the season at New York vs. the Jets (12/27) ... His six interceptions eclipsed his career total of five interceptions in his first two seasons ... Led the team with eight solo tackles in the Patriots' playoff game at Jacksonville (1/3/99).

1997 (16/16, 2/2): Started every game for the Patriots at strong safety ... Established a career-high with 112 tackles (82 solos) and three interceptions ... Finished second in total tackles to MLB Ted Johnson (127) ... He became the first Patriots defensive back to amass over 100 tackles in a season since Fred Marion led the team with 119 tackles in 1990 ... It was the first time in three years (1994) that two Patriot defenders had accumulated over 100 tackles in a season (Vincent Brown and Chris Slade) ... His 14 tackles in the postseason were second to Johnson's 15 ... Tied a career-high with 12 tackles in back-to-back games at Tampa Bay (11/16) and vs. Miami (11/23) ... Opened the season with seven unassisted tackles and recovered a fumble (forced by Tedy Bruschi) vs. San Diego (8/31) ... Posted seven hits vs. the Jets (9/14) ... Recorded his first double-digit tackle total of the season with 10 tackles at Denver (10/6) ... Intercepted his first pass of the season vs. Buffalo (10/12) ... Forced his first fumble of the year with a crushing hit on Jets TE Kyle Brady, who fumbled out of bounds and finished with seven tackles at the Jets (10/19) ... Finished second on the team with 10 tackles vs. Green Bay (10/27) ... Led the team in tackles and forced his second fumble of the season at Minnesota (11/2) ... Earned

defensive team captain honors the following week and posted five tackles at Buffalo (11/9) ... Recovered a fumble and finished second on the team with 12 tackles at Tampa Bay (11/16) ... Equaled that tackle total the following week vs. Miami (11/23) ... Intercepted passes in each of the last two games of the regular season ... His interception vs. Pittsburgh (12/13) set up a Patriots touchdown ... His interception in the season finale at Miami (12/22) was his first off Dan Marino ... Led the team with 10 tackles in the divisional playoff game at Pittsburgh (1/3/98) and ranked second on the team in the postseason with 14 stops.

1996 (16/10, 3/3): Milloy made a big impact on the Patriots' secondary as a rookie ... He played in every game as a rookie, starting the final 13 games of the season, including each of the Patriots' three playoff games ... Ranked third on the team in tackles with 85 defensive stops (55 solos), including a sack ... Batted away eight passes, including two interceptions which he returned for 14 yards ... Forced two fumbles and made one recovery ... Added two special teams tackles ... Ranked fourth on the team with 20 tackles and was one of just three Patriots to record an interception in the postseason ... Led the team in tackles in five games during the season ... Earned all-rookie honors by *College & Pro Football Newsweekly*, *Football News* and *Pro Football Weekly* ... Saw action on special teams in his NFL debut at Miami (9/1), but did not record a tackle ... Recorded his first career tackle in a 31-0 victory over Arizona (9/15) and finished the game with five stops ... Finished second on the team with five stops the following week in reserve duty vs. Jacksonville (9/22) ... Tied for the team lead with eight defensive tackles at Baltimore (10/6) ... Made his NFL starting debut two weeks later at Indianapolis (10/20) and posted eight tackles (5 solos) and forced his first career fumble ... Led the team with 10 tackles vs. Miami (11/3) and forced his second fumble of the season, jarring the ball from Karim Abdul-Jabbar ... Led the team with 10 tackles the following week at the Jets (11/10) ... Led the team and recorded





a season-high with 12 tackles vs. Denver (11/17) ... Also intercepted his first career pass, which he returned for 14 yards and was selected as the Miller Lite Player of the Game for his performance ... Led the team for the fourth consecutive week with nine tackles vs. Indianapolis (11/24) and recovered his first career fumble ... Intercepted his second pass of the year at San Diego (12/1) ... Recorded his first career sack when he blitzed the Jets' Glen Foley and dropped him for a 7-yard loss (12/8) ... Made five hits in the season finale at the Giants (12/21) ... Intercepted a Mike Tomczak pass in the third quarter and posted five hits vs. Pittsburgh (1/5/97) in the divisional playoff game ... Made seven stops vs. Jacksonville (1/12/97) ... Ranked third on the team with eight tackles vs. Green Bay in Super Bowl XXXI.

College

Milloy was one of the dominant defenders in the Pac-10 as a junior, while earning *Parade* All-American honors ... He is a tremendous athlete who was also drafted by the Cleveland Indians and Detroit Tigers. **1995:** Earned first-team All-American honors by Associated Press, Walter Camp, UPI, the American Football Coaches Association, the Football Writers Association and the *Football News* ... Was a finalist for the Jim Thorpe Award- the award given annually to the nation's best defensive back ... Earned first-team All Pac-10 honors ... Started all year at free safety and led the team in tackles for the second consecutive season with 115 stops (63 solos) ... Forced three fumbles, recovered one, intercepted one pass and returned 15 yards ... A broken bone in his left big toe required surgical repair and caused the All-American to miss the Huskies bowl game victory over Iowa. **1994:** Milloy was the only sophomore in the Pac-10 to earn all-conference honors ... Led the team and finished third in the Pac-10 with 106 tackles (67 solos), including three for losses ... became the first Husky defensive back to lead the team in tackles since Tony Bonwell recorded 142 tackles in 1972 ... Also credited with

an interception, two forced fumbles and one recovery. **1993:** Played in 10 games with two starts and totaled 28 tackles (14 solos) ... Credited with three passes defended, including two interceptions. **1992:** Redshirted as a freshman after suffering a broken foot in fall drills.

Personal

Lawyer Milloy was born the son of Mae and Larry Milloy on Nov. 14, 1973 in St. Louis, Mo. ... Attended Lincoln High in Tacoma, Wash. and excelled in football, baseball and basketball ... Earned *Parade* All-American honors his senior year after rushing for 1,056 yards and 15 touchdowns as a tailback and intercepting seven passes as a safety ... Received six votes in the *Long Beach Press-Telegram's* "Best of the West" poll ... Was a three-time All-Narrows League choice and was considered the top prep prospect in the state his senior year ... Was drafted by the Cleveland Indians as a pitching prospect out of high school and lettered three seasons in baseball at the University of Washington ... Drafted by the Detroit Tigers in the 19th round of the 1995 MLB draft ... Lawyer has one daughter, Amirah.

SINGLE-GAME CAREER HIGHS

Regular Season

Tackles—16 vs San Francisco (12/20/98)
Solo Tackles—11 vs San Francisco (12/20/98)
Assists—6 (twice) Most recent at Buffalo (11/15/98)
Sacks—1 (twice) Most recent
vs. New York Jets (10/19/98)
Interceptions—2 at Indianapolis (11/01/98)
Passes Defended—4 Kansas City (10/11/98)

Postseason

Tackles—10 at Pittsburgh (1/3/98)
Solo Tackles—8 at Jacksonville (1/3/99)
Assists—4 vs. Green Bay (1/26/97)
Interceptions—1 vs. Pittsburgh (1/5/97)
Passes Defended—2 at Pittsburgh (1/3/98)

LAWYER MILLOY

Pos: S Ht: 6-0 Wt: 208 Year: 4th Acq: D2 (36th) '96 College: Washington Born: 11/14/73 Contract: '99

Regular Season		Tackles			Interceptions		Miscellaneous			Scoring	
Year	Team	G/S	TT	UT	A	S-Yds	I-Yds	PD	FF	FR	SpT
1996	Patriots	16/10	85	55	30	1-7	2-14	8	2	1	2
1997	Patriots	16/16	112	82	30	0-0	3-15	11	2	2	1
1998	Patriots	16/16	151	100	51	1-8	6-54	21	1	1	0
Totals-3 years		48/42	348	237	111	2-15	11-83	40	5	4	3
Postseason			Tackles			Interceptions		Miscellaneous			Scoring
1996	Patriots	3/3	20	13	7	0-0	1-0	1	0	0	0
1997	Patriots	2/2	14	9	5	0-0	0-0	2	0	0	0
1998	Patriots	1/1	8	8	0	0-0	0-0	0	0	0	0
Totals-3 years		6/6	42	30	12	0-0	1-0	3	0	0	0

**MILLOY'S CAREER GAME-BY-GAME**

1996	Opponent	P/S	TT	UT	A	S	Yds	Int	Yds	PD	FF	FR	SpT	W/L	Score
09/01	at Miami	p	-	-	-	-	-	-	-	-	-	-	-	L	10-24
09/08	at Buffalo	p	-	-	-	-	-	-	-	-	-	-	-	L	10-17
09/15	Arizona	p	5	2	3	-	-	-	-	-	-	-	1	W	31-0
09/22	Jacksonville	p	5	2	3	-	-	-	-	-	-	-	-	W	28-25
10/06	at Baltimore	p	8	8	-	-	-	-	-	-	-	-	-	W	46-38
10/13	Washington	p	2	1	1	-	-	-	-	-	-	-	-	L	22-27
10/20	at Indianapolis	S	8	5	3	-	-	-	-	-	1	-	-	W	27-9
10/27	Buffalo	S	3	1	2	-	-	-	-	1	-	-	-	W	28-25
11/03	Miami	S	10	6	4	-	-	-	-	-	1	-	-	W	42-23
11/10	at New York Jets	S	10	7	3	-	-	-	-	-	-	-	-	W	31-27
11/17	Denver	S	12	7	5	-	-	1	14	2	-	-	-	L	8-34
11/24	Indianapolis	S	9	4	5	-	-	-	-	2	-	1	-	W	27-13
12/01	at San Diego	S	1	1	-	-	-	1	0	1	-	-	-	W	45-7
12/08	New York Jets	S	3	3	-	1	7	-	-	1	-	-	-	W	24-10
12/15	at Dallas	S	4	4	-	-	-	-	-	-	-	-	-	L	6-12
12/21	at New York Giants	S	5	4	1	-	-	-	-	1	-	-	-	W	23-22
1996 Season Totals		16/10	85	55	30	1.0	7.0	2	14	8	2	1	1		11-5
01/05	Pittsburgh	S	5	4	1	-	-	1	0	1	-	-	-	W	28-3
01/12	Jacksonville	S	7	5	2	-	-	-	-	-	-	-	-	W	20-6
01/26	Green Bay	S	8	4	4	-	-	-	-	-	-	-	-	L	21-35
1996 Postseason Totals		3/3	20	13	7	0	0	1	0	1	0	0	0		2-1
1997	Opponent	P/S	TT	UT	A	S	Yds	Int	Yds	PD	FF	FR	SpT	W/L	Score
08/31	San Diego	S	7	7	0	-	-	-	-	-	-	1	-	W	41-7
09/07	at Indianapolis	S	2	2	0	-	-	-	-	1	-	-	-	W	31-6
09/14	New York Jets	S	7	6	1	-	-	-	-	-	-	-	1	W	27-24 (OT)
09/21	Chicago	S	3	2	1	-	-	-	-	-	-	-	-	W	31-3
10/06	at Denver	S	10	6	4	-	-	-	-	-	-	-	-	L	13-34
10/12	Buffalo	S	3	2	1	-	-	1	0	1	-	-	-	W	33-6
10/19	at New York Jets	S	7	5	2	-	-	-	-	2	1	-	-	L	19-24
10/27	Green Bay	S	10	6	4	-	-	-	-	-	-	-	-	L	10-28
11/02	at Minnesota	S	10	7	3	-	-	-	-	-	1	-	-	L	18-23
11/09	at Buffalo	S	5	4	1	-	-	-	-	-	-	-	-	W	31-10
11/16	at Tampa Bay	S	12	8	4	-	-	-	-	1	-	1	-	L	7-27
11/23	Miami	S	12	10	2	-	-	-	-	1	-	-	-	W	27-24
11/30	Indianapolis	S	6	3	3	-	-	-	-	2	-	-	-	W	20-17
12/07	at Jacksonville	S	8	6	2	-	-	-	-	1	-	-	-	W	26-20
12/13	Pittsburgh	S	6	4	2	-	-	1	15	1	-	-	-	L	21-24 (OT)
12/22	at Miami	S	4	4	0	-	-	1	0	1	-	-	-	W	14-12
1997 Season Totals		16/16	112	82	30	0	0	3	15	11	2	2	1		10-6
12/28	Miami	S	4	2	2	-	-	-	-	-	-	-	-	W	17-3
01/03	at Pittsburgh	S	10	7	3	-	-	-	-	2	-	-	-	L	6-7
1997 Postseason Totals		2/2	14	9	5	0	0	0	0	2	0	0	0		1-1
1998	Opponent	P/S	TT	UT	A	S	Yds	Int	Yds	PD	FF	FR	SpT	W/L	Score
09/7	at Denver	S	10	7	3	-	-	-	-	1	-	-	-	L	21-27
09/13	Indianapolis	S	8	4	4	-	-	-	-	-	-	-	-	W	29-6
09/20	Tennessee	S	12	6	6	-	-	1	30	1	-	-	-	W	27-16
10/04	at New Orleans	S	12	8	4	-	-	-	-	1	-	-	-	W	30-27
10/11	Kansas City	S	7	4	3	-	-	1	0	4	1	-	-	W	40-10
10/19	New York Jets	S	12	9	3	-1	8-	-	-	-	-	-	-	L	14-24
10/25	at Miami	S	4	4	0	-	-	-	-	-	-	-	-	L	9-12
11/01	at Indianapolis	S	12	8	4	-	-	2	24	3	-	-	-	W	21-16
11/08	Atlanta	S	7	6	1	-	-	-	-	1	1	-	-	L	10-41
11/15	at Buffalo	S	13	7	6	-	-	1	0	3	-	-	-	L	10-13
11/23	Miami	S	9	4	5	-	-	-	-	2	-	-	-	W	26-23
11/29	Buffalo	S	5	4	1	-	-	-	-	1	-	-	-	W	25-21
12/06	at Pittsburgh	S	5	5	0	-	-	-	-	-	-	1	-	W	23-9
12/13	at St. Louis	S	8	7	1	-	-	-	-	1	-	-	-	L	18-32
12/20	San Francisco	S	16	11	5	-	-	-	0	-	-	-	-	W	24-21
12/27	at New York Jets	S	11	6	5	-	-	1	0	3	-	-	-	L	10-31
1998 Season Totals		16/16	151	100	51	1	8	6	54	21	1	1	-		9-7
01/03	at Jacksonville	S	8	8	0	-	-	-	-	-	-	-	-	L	10-25
1998 Postseason Totals		1/1	8	8	0	0	0	0	0	0	0	0	0		0-1



BRANDON MITCHELL

DEFENSIVE TACKLE

**HEIGHT: 6-3****WEIGHT: 289****YEAR: 3RD****YRS/PAT: 3RD****ACQUIRED: D2 (59TH) '97****SCHOOL: TEXAS A&M MAJOR: AGRICULTURAL DEVELOPMENT****BORN: JUNE 19, 1975 ABBEVILLE, LA.**

Career Transactions

Brandon Mitchell was drafted in the second round (59th overall) in the 1997 NFL draft ... Signed by the Patriots (6/6/97) ... Placed on Injured Reserve (10/30/98).

Career Highlights

(GP/GS: 19/1; 2/0)

- ★ His two career sacks have been against future Hall of Fame quarterbacks, John Elway and Dan Marino.
- ★ Made his NFL debut at Indianapolis (9/7/97) and recorded his first career tackle.

Seasonal Reviews

1998 (7/1, 0/0): Played in each of the first seven games of the season, earning his first start in the seventh game of the season, replacing Willie McGinest at the elephant position at Miami (10/24) ... Broke his ankle in that game, causing him to miss the remainder of the 1998 season after being placed on injured reserve (10/30) ... Opened the season with three solo tackles, including a John Elway 9-yard sack at Denver (9/7) ... It was the first sack of his career and the first by a Patriot in 1998 ... Remained an active participant in the Patriots' defensive line rotation through the first six games of the season ... Started at right defensive end and recorded a career-high with seven solo stops, including a 6-yard sack of Dan Marino, before leaving the game with a fractured ankle at Miami (10/25) ... Ended the season with 21 total tackles (17 solo), including two sacks for 15 yards.

1997 (12/0, 2/0): Appeared in 14 games as a rookie, including both playoff games ... Backed up Willie McGinest at defensive end ... Participated on special teams and was among the reserve defensive linemen who were rotated

into the lineup ... Finished the season with nine tackles, including six solo stops ... He was listed among the Patriots inactives prior to four of the first five games, but worked his way into the lineup by the sixth game of the season ... Made his NFL debut at Indianapolis (9/7) and recorded his first career tackle ... Received extensive playing time in the absence of McGinest (sprained knee) and recorded two tackles vs. Buffalo (10/12) ... Saw limited playing time, but contributed at least one tackle in each of his next three games ... Leveled Colts punter Chris Gardocki on a punt return vs. Indianapolis (11/30) ... Added a solo tackle in the season finale at Miami (12/22) ... Received limited playing time in the postseason and did not record any defensive statistics.

NOTES

- ★ Brandon scored two touchdowns during his collegiate career — both on returns of 48 yards. He returned a fumble 48 yards for a touchdown in 1994. The following year, he intercepted his only pass of his collegiate career and returned it 48 yards for a touchdown.
- ★ As a senior in high school, Brandon won the state shot put championship.

College

Brandon started the final 34 games of his collegiate career and totaled 174 total tackles (121 solos), including a school record 33 tackles for losses ... Finished his career with 21 sacks for 130 yards and 23 defensive pressures ... Moved ahead of Sam Adams (20.5 sacks) into seventh place on the Aggie's all-time sack list. **1996**

(Senior): Started every game at left defensive end and totaled 53 tackles (31

solos), including six sacks for 33 yards ... Earned All-Big Twelve first-team honors ... Semi-finalist for the Lombardi Award, given annually to the nation's top lineman. **1995**
(Junior): Earned first-team All-American honors from the Walter Camp Foundation after posting 52 tackles and six sacks as a junior ... Selected first-team All-Southwest Conference and finished as a semi-finalist for the Lombardi Award ... Started every game at left defensive end. **1994**



(Sophomore): Earned consensus first-team all-conference honors and was named Southwest Conference Defensive Player of the Year after starting every game at left defensive end and totaling a career-high 62 tackles (50 solos) to lead all defensive linemen ... Credited with 11 tackles for losses and added a career-high nine sacks for 71 yards, giving him a single season total of 20 stops behind the line of scrimmage for losses totaling 96 yards ... Forced two fumbles and made three recoveries ... Credited with five quarterback pressures and six pass deflections. **1993 (Freshman):** Played in every game as a reserve defensive end as a true freshman and finished the season with

seven tackles (4 solos) ... Played in the Cotton Bowl vs. Notre Dame, but did not register a tackle in the game.

Personal

Brandon Pete Mitchell was born the son of Marilyn Ursin and Paul Mitchell on June 19, 1975 in Abbeville, La. ... Attended Abbeville (La.) High, where he earned prep All-American honors ... Totaled 112 tackles, including 14 for losses and seven sacks as a senior ... Posted 125 tackles as a junior ... Lettered in track and won the prep state championship in the shot put ... Majored in agricultural development at Texas A&M ... Brandon is single.

BRANDON MITCHELL

Pos: DT/DE Ht: 6-3 Wt: 289 Year: 3rd Acq: D2(59th)'97 College: Texas A&M Born: 6/19/75 Contract: '99

Regular Season		Tackles						Ints.			Misc.			Postseason Statistics									
Year	Team	G/S	TT	UT	A	S	Yds	No	Yds	PD	FF	FR	SpT	G/S	TT	UT	A	S	Yds	Int	Yds	PD	FF
1997	Patriots	12/0	9	6	3	0	0	0	0	0	0	0	0	2/0	0	0	0	0	0	0	0	0	0
1998	Patriots	7/1	21	17	4	2	15	0	0	0	0	0	0	injured reserve									
Totals - 2 Years		19/1	30	23	7	2	15	0	0	0	0	0	0	2/0	0	0	0	0	0	0	0	0	0

MARTY MOORE

MIDDLE LINEBACKER



HEIGHT: 6-1 WEIGHT: 245
 YEAR: 6TH YRS/PAT: 6TH
 ACQUIRED: D7b (222nd) '94
 SCHOOL: KENTUCKY MAJOR: VOCATIONAL EDUCATION
 BORN: MARCH 19, 1971 PHOENIX, AZ



Career Transactions

Marty Moore was drafted by the Patriots with the final selection (222nd player selected) in the 1994 NFL draft ... The Patriots acquired the pick as compensation from the Dallas Cowboys in exchange for quarterback Hugh Millen (4/26/93) ... Signed with the Patriots on June 1, 1994 ... Granted his unconditional free agency (2/98) and re-signed with the Patriots (4/3/98).

Career Highlights

(GP/GS: 78/8; 7/2)

★ Moore replaced Ted Johnson at MLB to start three of the Patriots final four games of the 1998 season, including playoffs. In the season finale, he registered a career-high 11 tackles.

- ★ Moore had two interceptions in a three-game span during the 1997 season; vs. Chicago (9/21) and vs. Buffalo (10/12). They were the first two of his career.
- ★ Moore was the last player selected in the 1994 NFL draft, yet started the first three games of his career for the Patriots at inside linebacker — thus becoming the first “Mr. Irrelevant” player to start in his NFL debut. Through those first three games, he was second on the team in tackles with 16.
- ★ He led the team with 23 special teams tackles in 1996, finished second in 1997 (16), and fourth in 1998 (19). Since joining the team in 1994, he has been the team's most consistent special teams player and leads the team with 81 coverage tackles.
- ★ Made three special teams tackles in the AFC Championship Game vs. Jacksonville (1/12/97) and forced



a Chris Hudson fumble, which was recovered by Mike Bartrum, to set up a 29-yard field goal by Adam Vinatieri.

- ★ In his NFL debut (9/4/94), he forced a Terry Kirby fumble on Miami's first offensive series, which was recovered by Myron Guyton at the New England 38-yard line and resulted in a Patriots touchdown.

Seasonal Reviews

1998 (14/2, 1/1): Missed the first two games of the season due to a preseason injury to his ribs, but returned to play in each of the next 15 games, including playoffs ... He started two regular season games and the Patriots only playoff game – his first starting assignment since 1995 ... Finished the season with 16 defensive stops (8 solo) and recovered a fumble ... Ranked fourth on the team with 19 special teams tackles ... Was used exclusively on special teams until he was called upon to replace Ted Johnson, who suffered a first quarter injury at Pittsburgh (12/6) ... Started the following week at middle linebacker and provided a pair of tackles and recovered a Steve Bono fumble at St. Louis (12/13) ... It was his first start since replacing Ted Johnson on Oct. 8, 1995 vs. Denver ... Started his second game of the season in the season finale at the New York Jets (12/27) and finished second on the team with a career-high 11 tackles (6 solo) ... Started the Patriots playoff game at Jacksonville (1/3/99) at middle linebacker and finished the game with four solo stops and a pass defended.

1997 (16/0, 2/0): Played in every game for the Patriots as a special teams standout ... Finished second on the team in special teams tackles with 16 ... Saw limited time as a defensive substitute and finished the year with eight tackles and two interceptions ... Recorded

three tackles in the season opener vs. San Diego (8/31) ... Intercepted a Rick Mirer pass vs. Chicago (9/21) and made two defensive tackles and two special teams tackles ... It was his first career interception ... Two weeks later vs. Buffalo (10/12), he recorded three defensive tackles, a pair of special teams tackles and intercepted his second pass of the season ... Provided three special teams tackles in two postseason games – second on the team.

1996 (16/0, 3/0): Moore participated on special teams in every game and led the team with 23 special teams tackles ... His 23 tackles in 1996 equalled his two-year total entering the season ... Made at least one special teams tackle in 14 of 16 regular season games and two of three playoff games ... Registered multiple special teams tackles in seven regular season games with a season-high of four tackles vs. Washington (10/13) ... Made three special teams tackles in the AFC Championship Game vs. Jacksonville (1/12/97) ... Forced a Chris Hudson fumble in that game, which was recovered by Mike Bartrum to set up a 29-yard field goal by Adam Vinatieri ... Recorded defensive tackles at Baltimore (10/6) and vs. the Jets (12/8).

1995 (16/2): Moore played in every game for the second consecutive year ... He started two games after replacing Ted Johnson in the starting lineup due to a knee injury ... Finished the season with 16 total tackles (15 solo) ... Finished second on the team with 13 special teams tackles (9 solo) ... Totaled five tackles in each of his two starts with five solo stops at San Francisco (9/17)

NOTES

- ★ Marty was the last player selected in the 1994 NFL Draft (222nd overall) and was bestowed the title of "Mr. Irrelevant '94." He became the first "Mr. Irrelevant" recipient to start in his NFL debut when he replaced Todd Collins in the starting lineup at Miami (9/14/94).
- ★ Marty was not only a standout linebacker in high school, but also a dominant fullback. He rushed for 986 yards and 10 touchdowns as a senior, including a 268-yard effort with three scores in his prep finale vs. Bell County (Ky.) High.
- ★ Marty is an outdoorsman who enjoys hunting and fishing on his off days.

SINGLE-GAME CAREER HIGHS

Regular Season

Tackles:	11 at New York Jets (12/27/98)
Solo Tackles:	6 at New York Jets (12/27/98)
Assists:	5 at New York Jets (12/27/98)
	5 vs. Buffalo (9/11/94)
Interceptions:	1 vs. Buffalo (10/12/97)
	1 vs. Chicago (9/21/97)
Sp.T Tackles:	4 vs. Washington (10/13/96)

Postseason

Tackles:	5 at Cleveland (1/1/95)
Solo Tackles:	5 at Cleveland (1/1/95)
Sp. T Tackles:	3 vs. Jacksonville (1/12/97)



and four tackles and an assist two weeks later vs. Denver (10/8) ... Had 13 of his 16 tackles during the games he played, while Johnson rehabilitated his knee ... Saw very little action at inside linebacker upon Johnson's return to the starting lineup, but made consistent contributions on special teams.

1994 (16/4, 1/1): Played in every game as a rookie ... Started four regular season games and the Patriots' playoff game at Cleveland at right inside linebacker beside Vincent Brown ... Finished the season with 25 total tackles (16 solos), batted away two passes and forced two fumbles ... Finished fourth on the team with 10 special teams tackles (four solos) ... Started the first three games of the season replacing Todd Collins, who sustained a knee injury in the final preseason game ... In the season opener (9/4) he forced a Terry Kirby fumble on Miami's first offensive series, which was recovered by Myron Guyton at the New England 38-yard line and resulted in a Patriots touchdown ... Finished the game highs in three categories – tackles (6), passes defended (2t) and forced fumbles (1) ... Recorded a season-high nine tackles (four solos) the following week vs. Buffalo (9/11) and recorded his second forced fumble in as many games ... Recorded one defensive stop and one special teams stop in his third start (9/18) at Cincinnati ... Played in a reserve role when Collins returned for the fourth game of the season ... Was second on the team with 16 tackles after three games ... Played mostly on special teams through Week 11, until Collins suffered a season-ending injury ... Split time with David Bavarro at RILB for the final seven weeks of the season ... Started in the season finale at Chicago and recorded two tackles ... Started the Patriots' playoff game at Cleveland (1/1/95) and finished with five tackles.

College

Moore completed his collegiate career (1989-93) with 462 tackles, two forced fumbles, three fumble recoveries, five

interceptions with one touchdown and three quarterback sacks ... His 462 tackles ranked fourth on Kentucky's all-time list ... Led Kentucky in tackles his last three seasons ... Led the Southeastern Conference in tackles his sophomore and junior seasons ... Started the final 34 games of his collegiate career ... Selected first-team All-SEC as a senior (1993) ... Recorded 116 tackles (81 solos), intercepted three passes (55 yards) and forced two fumbles ... Selected second-team All-SEC by AP as a junior (1992) ... Led the conference with 148 tackles, an average of 13.4 stops per game ... Amassed a season-high 19 tackles at Cincinnati ... Selected first-team Sophomore All-American by *Football News* ... Led the SEC and set a Kentucky school record with 183 tackles, an average of 16.6 tackles per game ... Ranked third nationally in total tackles with double-digit performances in every game ... Registered 19 tackles in his first collegiate start, the 1991 season opener vs. Miami (Ohio) ... Redshirted as a freshman.

Personal

Martin Neff Moore was born the son of Carol Ann Ruck on March 19, 1971 in Phoenix, Ariz. ... He was a two-time all-district and all-region selection and earned all-state honors as a senior at Highlands High in Fort Thomas, Ky. ... Earned three letters in football, playing middle linebacker and fullback ... Rushed for 986 yards and 10 touchdowns as a senior, including a 268-yard effort with three scores in his prep finale vs. Bell County (Ky.) High ... Led the Bluebirds to a 28-7 record during his three-year career ... Also lettered in basketball ... Majored in vocational education at Kentucky and had two 4.0 GPA semesters and graduate with a 3.3 cumulative GPA ... He lists Trooper Island in Kentucky among his favorite charities ... Marty and his wife, Wendy, celebrated the birth of their daughter, Madison, on February 16, 1998.

MARTY MOORE

Pos: MLB **Ht:** 6-1 **Wt:** 245 **Year:** 6th **Acq:** D7b(222nd)'94 **College:** Kentucky **Born:** 3/19/71 **Contract:** '99

Regular Season		Tackles						Interceptions			Misc.			Playoff Statistics											
Year	Team	G/S	TT	UT	A	S	Yds	No	Yds	PD	FF	FR	SpT	G/S	TT	UT	A	S	Yds	Int	Yds	PD	FF	FR	SpT
1994	Patriots	16/4	25	16	9	0	0	0	0	2	2	0	10	1/1	5	5	0	0	0	0	0	0	0	0	0
1995	Patriots	16/2	15	14	1	0	0	0	0	0	0	0	13	-	-	-	-	-	-	-	-	-	-	-	-
1996	Patriots	16/0	2	2	0	0	0	0	0	0	1	0	23	3/0	0	0	0	0	0	0	0	0	0	0	4
1997	Patriots	16/0	8	6	2	0	0	2	7	2	0	0	16	2/0	0	0	0	0	0	0	0	0	0	0	3
1998	Patriots	14/2	16	8	8	0	0	0	0	0	0	1	19	1/1	4	4	0	0	0	0	0	1	0	0	2
Totals - 5 Years		78/8	66	46	20	0	0	2	7	4	3	1	81	7/2	9	9	0	0	0	0	0	1	0	0	9



ZEFROSS MOSS

TACKLE



HEIGHT: 6-6 **WEIGHT:** 325
YEAR: 11TH **YRS/PAT:** 3RD
ACQUIRED: UFA (DET) '97
SCHOOL: ALABAMA STATE **MAJOR:** ELEMENTARY EDUCATION
BORN: Aug. 17, 1966 TUSCALOOSA, AL.



Pronunciation: ZEFF-russ

Career Transactions

Zefross Moss signed with the Patriots on March 31, 1997 ... He originally signed with the Dallas Cowboys (4/29/88) as a non-drafted free agent ... Released (8/24/88) and re-signed with the Cowboys (12/8/88) ... Traded by the Cowboys to the Indianapolis Colts for a 10th-round pick in 1990 NFL Draft (8/22/89) ... Placed on injured reserve with an ankle injury (12/20/91) for remainder of the season ... Granted unconditional free agency Feb. 17, 1995 ... Signed by Detroit on May 1, 1995 ... Granted unconditional free agency Feb. 14, 1997 ... Signed by the Patriots on March 31, 1997.

Career Highlights

(GP/GS: 141/124; 4/4)

- ★ Zefross joined the Patriots in 1997 and anchored the right side of the team's offensive line, opposite six-time Pro Bowl left tackle Bruce Armstrong.
- ★ Since his arrival, the Patriots have enjoyed their greatest success running to the right. In 1997, the Patriots averaged 5.3 yards per carry running to the right (6th in the NFL). Last year, Patriots backs averaged 5.0 yards per carry (2nd).

- ★ Held Green Bay's perennial All-Pro defensive tackle Reggie White in check, limiting him to just one solo tackle and no sacks (10/27).

- ★ Prior to joining the Patriots, Moss spent two seasons at right tackle in Detroit, blocking for Barry Sanders.

- ★ In 10 seasons, he has started 85 games at right tackle, 38 games at left tackle and once at right guard.

NOTES

- ★ Zefross joined the Patriots after two seasons in Detroit, where he blocked for RB Barry Sanders...
- ★ Zefross was not drafted, but signed with the Cowboys and was later traded to the Colts for a 10th-round draft choice.

Seasonal Reviews


1998 (14/14, 1/1): Started 14 regular season games and one playoff game for the Patriots at right tackle ... Missed two games due to a knee injury and was listed among the Patriots' inactives prior to games vs. Miami (11/22) and Buffalo (11/28) ... Allowed less than three sacks in 14 games from his right tackle position ... Of the 1,480 rushing yards by the Patriots in 1998, over half were on runs to the right (786 yards on 158 carries) ... While the team averaged 3.7 yards per carry overall, which ranked 23rd in the league, the Patriots averaged 5.0 yards per carry on all carries to the right, which was second in the league ... Anchored the right side of the offensive line which overpowered the Kansas City Chiefs (10/11) for a team record 31 first downs and a season-high 206 yards rushing ... Reached the 200-yard plateau at St. Louis (12/13), as the team averaged 7.1 yards per carry ... Averaged 6.5-yards per carry in the season finale at New York (12/27) ... Started at



right tackle in five games in which the line allowed no more than one sack – the Patriots were 4-1 in those games ... Protected Bledsoe from being sacked in victories over Indianapolis (9/13) and Kansas City (10/11).

1997 (15/15, 2/2): Started 15 games at right tackle ... Missed one game due to back spasms at Buffalo (11/9) ... Anchored the right side of the line and helped the Patriots average 5.3 yards per rush in that direction — sixth in the NFL ... Assisted Curtis Martin's 199-yard effort vs. the Jets (9/14) on 40 carries ... Left the game with back spasms vs. Buffalo (10/12), but played through the injury in the ensuing weeks ... Held Green Bay's perennial All-Pro defensive tackle Reggie White in check, limiting him to just one solo tackle and no sacks (10/27) ... Forced to leave the game with back spasms at Minnesota (11/2) ... Did not suit up for the following game at Buffalo (11/9) due to a back injury ... Returned to the starting lineup at Tampa Bay (11/16) ... Named offensive team captain vs. Indianapolis (11/30) ... Made a tackle after a turnover in the divisional playoff game at Pittsburgh (1/3/98).

1996 (15/15-Detroit): Moss started 15 games for the Lions and allowed just 2.5 sacks all season ... His 2.5 sacks were the fewest allowed by a Lions starting lineman last year ... Once again, Barry Sanders led the league in rushing with 1,553 yards on 307 carries, averaging a whopping 5.1 yards per carry ... 124 of his 307 carries went over right tackle for 676 yards, a 5.5-yard average ... In all, the Lions rushing attack totaled 752 yards and had a 5.3-yard average on carries to the right, which ranked fourth in the league.



1995 (14/14, 1/1-Detroit): Started 14 games at right tackle in his first season in Detroit, missing two games due to a hamstring injury and the flu ... Started the season opener at Pittsburgh, despite missing the first three weeks of training camp due to a knee injury ... Led an offensive burst which allowed Sanders to rush for over 100 yards in two of his first four games ... Suffered a pulled hamstring vs. San Francisco (9/25) in a Monday Night contest, which caused him to miss the remainder of that game and the following week vs. Cleveland (10/8) ... Helped pave the way for Sanders' 124-yard rushing effort against Green Bay (10/15) in his return to the starting lineup ... Started the next nine games at right tackle ... Missed the season finale at Tampa Bay (12/23) when he contracted the flu ... Returned the following week and started in his first playoff game at Philadelphia (12/30).

1994 (11/11-Indianapolis): Started the first 11 games of the season at right tackle for the Indianapolis Colts ... Missed the final five games of the season due to a knee injury ... helped pave the way for the Colts' 2,060 rushing yards, the most since 1988 ... The Colts finished the year ranked third in the AFC and fourth overall with a 128.8-yard per game average ... Marshall Faulk led the charge, rushing for 1,282 yards and 11 touchdowns, third in the AFC and fifth overall ... The Colts totaled 15 rushing touchdowns, the most since 1988 ... Line allowed just 28 sacks all season, which tied a franchise low (non-strike season) since adopting a 16-game season in 1978.

1993 (16/16-Indianapolis): After four seasons lining up at left tackle, Moss made the transition to right tackle and started every game for the Colts ... He was just one of seven Colts to start every game ... He had previously started 38 games at left tackle and once at right guard.

1992 (13/13-Indianapolis): Started 13 games at left tackle ... Missed two games due to an ankle injury suffered vs. San Diego (10/18), causing him to be listed among the inactive at Miami (10/25) ... He was active the following week, but did not play at San Diego (11/1) ... Sustained another ankle injury vs. Buffalo (11/29) and did not play at New England (12/6).

1991 (11/10-Indianapolis): Started 10 of 11 games for the Colts, nine at left tackle and one at right guard



... Suffered a knee injury at Seattle (9/29) and missed the following game vs. Pittsburgh (10/6) ... Returned to action as a reserve at Buffalo (10/13) ... Missed the final four games of the season due to an ankle injury.

1990 (16/16-Indianapolis): Made his NFL starting debut at left tackle in the 1990 season opener and was one of three Colts linemen to start every game.

1989 (16/0-Indianapolis): Saw limited action in all 16 games as a rookie, playing on special teams and in

MISC. PATRIOTS STATS

Additional Playoff Statistics

Misc. Offensive Tackles – 1997 (1)

short-yardage situations.

1988 (0/0-Dallas): Signed with the Cowboys as a rookie free agent, but was released on Aug. 24 ... Re-signed by the Cowboys on Dec. 8, but did not play.

College

Moss was a two-year starter at Alabama State, starting every game at right tackle his junior and senior seasons ... Earned All-Southwest Athletic Conference honors as a senior ... Also selected to the Black College All-America Team as a senior.

Personal

Zefross Moss was born Aug. 17, 1966 in Tuscaloosa, Ala. ... He attended Holt High School in Holt, Ala. and earned all-state honors as a senior.

STERLING PALMER

DEFENSIVE END



HEIGHT: 6-5

WEIGHT: 278

YEAR: 5TH

YEAR/PATS: 1ST

ACQUIRED: UFA '99

SCHOOL: FLORIDA STATE

BORN: FEB. 4, 1971 FORT LAUDERDALE, FLORIDA



Career Transactions

Sterling Palmer was signed by the New England Patriots on June 11, 1999 ... He was originally drafted by the Washington Redskins in the fourth round (101st pick overall) of the 1993 NFL draft ... Signed by the Redskins (7/15/93) ... Placed on injured reserve with a knee injury (12/8/95) for the remainder of the season ... Granted free agency (2/16/96) ... Re-signed by the Redskins (4/3/96) ... Placed on injured reserve (12/11/96) for the remainder of the season ... Released by Redskins (6/4/97).

Career Highlights

(GP/GS: 49/44)

★ A knee injury in 1996 sidelined Palmer for the remainder of the season and has kept him out of football for the past two years.

★ In 1994, his 90 total tackles led all Redskins linemen and was a personal best.

★ In 1994, he recorded two sacks and forced a fumble that led to a 29-yard touchdown return against the Falcons.

★ Palmer was a consistent starter for the Redskins in his first three seasons before injuries sidelined him in his fourth year. He enters the 1999 season with 229 total tackles and 11 career sacks in just 44 starts.

Seasonal Review

1996 (6/5-Washington): Started five of six games before being placed on injured reserve with a knee injury ... Spent eight weeks among the Redskins weekly inactives due to the injury ... In his five starts, he totaled 17 tackles, including a sack, the 11th of his career.



1995 (13/13-Washington): Started the first 13 games of the season before a knee injury sidelined him for the final three games of the season ... The injury snapped a consecutive game starting streak at 39 games ... He sustained the injury in the 10th week of the season against Kansas City, but managed to play three more weeks before requiring arthroscopic surgery to repair cartilage damage ... He finished the season with 4.5 sacks and 59 total tackles ... During one three-game span, he accounted for 3.5 sacks and 23 total tackles.

1994 (16/16-Washington): Started every game for the Redskins and led all defensive linemen with 90 tackles, including a team-leading nine tackles for losses ... Recorded a season-high with 11 tackles against Dallas.

1993 (14/10-Washington): Started 10 of 14 games as a rookie and led all defensive linemen with 4.5 sacks ... Made his NFL debut against the Cowboys on Monday Night and recorded his first sack of his career ... Left the game with a knee sprain ... Made nine tackles against the Rams in Week 10, including two for losses ... Followed that performance with seven tackles and four hurries vs. the Eagles; nine tackles and four hurries at Tampa Bay; then a season-high 10 tackles and one hurry against the Jets ... Recorded two sacks and forced

a fumble that led to Monte Coleman's 29-yard touchdown return in Week 14 vs. the Falcons.

College

Palmer was a three-year letterman at Florida State (1990-92) and was credited with 111 career tackles, including eight sacks as a Seminole ... Played outside linebacker as a junior and completed his career with 37 tackles and three sacks ... As a sophomore, he totaled a career-high 44 tackles, including four sacks and 15 quarterback pressures ... Recruited as one of the most heralded players in the nation out of high school, Palmer played as a true freshman, but a foot injury in his first game sidelined him for the year ... As a redshirt freshman, he totaled 24 tackles and one sack for the Seminoles.

Personal

Sterling Palmer was born Feb. 4, 1971 in Ft. Lauderdale, Fla. ... He attended St. Thomas Aquinas High in Ft. Lauderdale, where he earned first-team All-America honors ... He concluded a brilliant prep career with 115 tackles and eight sacks as a senior and was ranked second in the nation among prep linebackers ... A two-sport star, Palmer also competed in track and field and won the state discus title with a 175-3 throw his senior year.

STERLING PALMER

Pos: DE Ht: 6-5 Wt: 278 Year: 5th Acq: UFA '99 College: Florida State Born: 2/4/71 Contract: '00

Regular Season			Tackles					Interceptions		Miscellaneous			
Year	Team	G/S	TT	UT	A	S	Yds	Int	Yds	FF	FR	Yds	Blk
1993	Redskins	14/10	62	36	26	4.5	NA	0	0	1	1	0	0
1994	Redskins	16/16	90	43	47	1.0	NA	0	0	1	0	0	0
1995	Redskins	13/13	60	31	29	4.5	NA	0	0	0	1	0	0
1996	Redskins	6/5	17	5	12	1.0	NA	0	0	0	0	0	0
Totals-4 Years		49/44	229	115	114	11.0	NA	0	0	2	2	0	0



MATT REEM

CENTER



HEIGHT: 6-6 **WEIGHT:** 295
YEAR: 2ND **YRS/PAT:** 1
ACQUIRED: FA-'99
SCHOOL: MINNESOTA **MAJOR:** HOUSING
BORN: DEC. 23, 1972 **RACINE, WISCONSIN**



Career Transactions

Matt Reem signed with the New England Patriots as a free agent on Feb. 8, 1999 ... He was originally signed as a rookie free agent by the Minnesota Vikings (4/23/96), but was cut following camp (8/21/96) ... Signed by the Washington Redskins (8/25/96) ... Placed on injured reserve by the Redskins (10/19/96) ... Waived by the Redskins (8/20/97) ... Signed by the St. Louis Rams (1/12/98), but was waived following camp (8/25/98) ... Signed onto the Miami Dolphins' practice squad (9/9/98) ... Released by Dolphins (9/21/98), then was re-signed to the practice squad (9/30/98) ... Became a free agent at season's end ... Signed with the New England Patriots (2/8/99) and assigned to the Barcelona Dragons of the NFL Europe League.

Seasonal Review

1999 (10/10-Barcelona): Reem started at center for Jack Bicknell's Barcelona Dragons during the 1999 NFL Europe season ... Opened holes for a rushing attack which averaged 131.4 yards per game ... The Dragons finished the season 7-3 and qualified for the 1999 World Bowl versus the Frankfurt Galaxy. **1998 (0/0-Miami):** Spent 15 weeks on the Miami Dolphins practice squad. **1997 (0/0):** Waived by the Redskins prior to the season and was not signed by another club until after the season. **1996 (0/0- Washington):** Listed among the

Washington Redskins inactives during the first six weeks of the season ... Suffered an injury during practice and was placed on injured reserve for the remainder of the season.

College

Reem earned four letters (1992-95) at the University of Minnesota ... Started at tight end during his final two seasons and caught five passes for 64 yards and one touchdown ... Reem played a part in the Gopher offense which produced individual season record holders for rushing and passing yards in both 1994 and 1995 ... Caught his lone collegiate touchdown on a 10-yard pass versus Arkansas State ... Recorded 11 tackles as a reserve defensive end in 1992 ... Redshirted in 1991.

NOTES

- ★ The now 6-foot-6, 295-pound lineman played tight end for the Minnesota Golden Gophers.
- ★ Matt was assigned to the Barcelona Dragons of NFL Europe and earned the starting role at a new position - center.
- ★ The Dragons finished the 1999 season 7-3 and qualified for the 1999 World Bowl against the Frankfurt Galaxy.

Personal

Mathew John Reem was born in Racine, Wisconsin ... Played tight end, defensive end and linebacker at Concordia (Roseville, Minn.) High and earned All-American honors during his senior season ... Voted all-conference in basketball and track twice and won the regional discus title as a senior ... Majored in Housing at the University of Minnesota ... Matt and his wife Stephanie reside in Florissant, Mo.



LEONTA RHEAMS

DEFENSIVE TACKLE



HEIGHT: 6-2 WEIGHT: 285
 YEAR: 2ND YR/PATS: 2ND
 ACQUIRED: 4 (115TH) '98
 SCHOOL: HOUSTON MAJOR: SOCIOLOGY
 BORN: AUG. 1, 1976 TYLER, TEXAS



Career Transactions:

Leonta Rheams was drafted by the Patriots in the fourth round (115th overall) of the 1998 NFL draft. ... Signed by the Patriots on June 30, 1998 ... Waived (8/30/98) and re-signed (8/31/98) to the team's practice squad ... Activated off the practice squad (11/4/98).

Seasonal Reviews

1998 (6/0, 0/0): Played in six games for the Patriots after being activated off the team's practice squad at mid-season (11/4) ... Made his NFL debut in a reserve role vs. Atlanta (11/8) and recorded two solo tackles ... They were his only defensive tackles recorded all season ... Participated in five of the next seven games in short-yardage and special teams formations ... Dressed, but did not play vs. Buffalo (11/29) and at Pittsburgh (12/6).

College

Rheams was a four-year letterman at Houston (1994-97), where he played in 44 games during his career and started the final 34 consecutive games ... He compiled 154 total tackles, including 92 solo stops and six sacks ... In addition, he was credited with 21 tackles for losses ... He caused one fumble and recovered two others.

1997 (Senior): Started every game for the Cougars at left defensive end and totaled 34 tackles, including a career-high four sacks ... Caused

and recovered a fumble, batted down a pass, logged 10 tackles for losses and blocked a kick ... Earned Second-Team All-Conference USA honors.

1996 (Junior): Started every game at right defensive tackle and recorded a career-high 67 total tackles with a sack and seven tackles for losses ... Led the team and had a career-high 13 tackles in the Liberty Bowl vs. Syracuse. **1995 (Sophomore):** Started every game at right defensive tackle and posted 40 tackles (23 solos) with three tackles for loss. **1994 (Freshman):** Appeared in 10 games at defensive tackle as a true freshman, despite suffering from a knee sprain for much of the year ...

Collected 13 tackles, including a sack and a tackle for loss ... His first career sack was a 7-yard loss vs. Texas Tech.

NOTES

*Leonta made his professional football debut in a reserve role vs. Atlanta (11/18/98) and recorded two solo tackles.

*Leonta is a native of Tyler, Texas, home of Patriots teammate Chris Carter. The two went to rival high schools.

Personal

Leonta DeMarkel Rheams was born the son of Debra and Donald Cuba on Aug. 1, 1976 in Tyler, Texas ... He attended Lee High in Tyler and earned All-District 15-5A honors as a defensive end his senior year, adding All-East Texas honors from the *Tyler Courier Times-Telegraph* ... He was a two-way starter at defensive end and tight end ... He also lettered in track and field, starring in the discus ... Majored in sociology at Houston.



TODD RUCCI

GUARD



HEIGHT: 6-5 **WEIGHT:** 296
YEAR: 7TH **YRS/PAT:** 7TH
ACQUIRED: D2B (51st) '93 **SCHOOL:** PENN STATE
MAJOR: HEALTH EDUCATION
BORN: JULY 14, 1970 **UPPER DARBY, PA.**



Career Transactions

Todd Rucci was drafted by the Patriots in the second round of the 1993 NFL draft (51st player selected) with one of the selections acquired from Miami in exchange for wide receiver Irving Fryar ... Signed with the Patriots (7/22/93) ... Placed on injured reserve with pectoral muscle injury (9/19/93) ... Re-signed by Patriots (2/24/98).

Career Highlights (GP/GS: 69/60; 7/7)

- ★ Joined right tackle Zefross Moss to form a blocking tandem which has allowed Patriots backs to average over 5.0 yards per carry each of the last two seasons. In 1997, the Patriots averaged 5.3 yards per carry running to the right (6th in the NFL). Last year, backs averaged 5.0 yards per carry (2nd).
- ★ Named offensive team captain vs. Tennessee (9/20/98) and San Francisco (12/20/98) - both victories.
- ★ Rucci started in his NFL debut, but missed 14 games his rookie year after suffering a torn right pectoral muscle while lifting weights. He returned from the injury to regain his starting position in 1994, starting 10 of 13 games at the end of the season.
- ★ During his career, Todd has started all seven Patriots playoff games, including Super Bowl XXXI.

NOTES

- ★ Todd was originally recruited to Penn State as a defensive end.
- ★ Todd is a partner of a health and fitness center in Upper Darby, PA.
- ★ Todd enjoys jet skiing and other water sport activities.
- ★ Todd keeps an offseason home in San Diego, Calif.

every game for the Patriots ... Of the 1,480 rushing yards by the Patriots in 1998, over half were on runs to the right side of the line (786 yards on 158 carries) ... While the team averaged 3.7 yards per carry overall, which ranked 23rd in the league, the Patriots averaged 5.0 yards per carry on all carries to the right, which was second in the league ... Was a member of an offensive line which over-

powered the Kansas City Chiefs (10/11) for a team record 31 first downs and a season-high 206 yards rushing ... Helped the team reach the 200-yard plateau at St. Louis (12/13), as the team averaged 7.1 yards per carry ... Helped the team average 6.5 yards per carry in the season finale at New York (12/27) ... Started six games in which the line allowed no more than one sack - the Patriots were 5-1 in those games ... Protected Bledsoe from being sacked in victories over Indianapolis (9/13) and Kansas City (10/11).

1997 (16/16, 2/2): Started every game at right guard ... Complemented right tackle Zefross Moss, forming a powerful run-blocking tandem ... Patriots backs averaged 5.3 yards per carry when rushing to the right - the sixth highest total in the league (research provided by Stats Inc.) ... Recorded a tackle after a Drew Bledsoe interception and forced a fumble vs. Green Bay (10/27) ... Credited with his second tackle of the season at Tampa Bay (11/16) after a Patriots turnover ... Named offensive team captain vs. Pittsburgh (12/13) ... Started both play-off games.

Seasonal Reviews

1998 (16/16; 1/1): Started every game for the Patriots at right guard ... He was one of only seven players to start



1996 (16/12, 3/3): Rucci played in every game, starting the final 12 regular season games and each of the three playoff games at right guard ... He was the only Patriots starting offensive linemen who did not allow a full sack all season, but shared the responsibility on one sack ... Was a key member of an offensive line which allowed just 30 sacks all season ... Their sack ratio of one sack for every 21.9 passes ranked sixth in the league ... Paved the way for Curtis Martin to eclipse the 1,000-yard rushing plateau for the second consecutive season - the first Patriots running back to accomplish the feat ... Allowed the running lanes for Martin to rush for over 140 yards in three different games; Oct. 13 vs. Washington (164 yards), Nov. 24 vs. Indianapolis (141) and in the divisional play-off game Jan. 5 vs. Pittsburgh (166).

1995 (6/5): Rucci opened the 1995 season as the starter at right guard, but lost that role in the sixth game of the season when he was replaced by Bob Kratch prior to the Kansas City contest (10/15) ... He was reported among the Patriots' inactives prior to each of the remaining 10 games of the season.

1 9 9 4

(13/10,

1/1):

Started the final 10 games of the

season and the Patriots' play-off game at Cleveland after replacing an injured Doug Skene (knee) vs. the Raiders (10/9) ... Played on punt coverage and field goal teams ... Downed a "pooch"

punt at the one-yard line in a 24-13 victory vs. the Jets (12/4) ... Allowed only 1.5 sacks in 10 starts at right guard on a unit which only allowed 22 sacks all season.

1993 (2/1): Started in his professional debut in the 1993 season opener at Buffalo (9/5) ... Played, but did not start, the following week vs. Detroit (9/12) ... Suffered a torn right pectoral muscle prior to the third game of the season and was placed on the reserve injured list (9/17) for the remainder of the year ... The injury occurred while lifting weights ... He spent the remainder of the year rehabilitating from the injury.

College

Proved to be a superb pass protector and an aggressive drive blocker in Joe Paterno's system at Penn State (1989-92) ... Originally recruited to Penn State as a defensive lineman, but made the successful transition to offense in the spring of 1990 ... Played right tackle for the Nittany Lions from 1990 through 1992 ... Started five of final six games at right tackle in 1992 as a senior ... Received the Red Worrell Award as the most improved offensive player in the 1991 spring drills ... Played in every game as a sophomore, averaging over 12 minutes of action in each contest ... Competed among the defensive linemen as a freshman.

Personal

Todd L. Rucci was born on July 14, 1970 in Upper Darby, Pa. ... He was an all-state selection as a senior at Upper Darby (Pa.) High and was selected to play in Pennsylvania's Big 33 All-Star football game in 1988 ... Did not play football as a junior in high school ... Majored in health education at Penn State ... Todd keeps an offseason residence in San Diego, Calif.

MISC. PATRIOTS STATS

Regular Season Statistics

Games Played/Started - 69/60

Misc. Offensive Tackles - 1996 (1), 1998 (1)

Postseason Statistics

Games Played/Started - 7/7

Misc. Offensive Tackles - 1998 (1)



BERNARD RUSS

OUTSIDE LINEBACKER



HEIGHT: 6-1 **WEIGHT:** 238
YEAR: 2ND **YRS/PAT:** 2ND
ACQUIRED: FA '97
SCHOOL: WEST VIRGINIA **MAJOR:** SOCIOLOGY
BORN: NOV. 4, 1973 UTICA, N.Y.



Career Transactions

Bernard Russ was signed to the Patriots practice squad on Aug. 27, 1997 ... Activated by Patriots (12/9/97) ... Originally signed with the Baltimore Ravens as a non-drafted free agent, but was released during training camp ... Placed on injured reserve for the remainder of the 1998 season on Oct. 20, with a fractured jaw.

Career Highlights

Played in the final four games of the 1997 season for the Patriots, including both playoff games.

Seasonal Reviews

1999: Played for the Scottish Claymores during the 1999 NFL Europe season ... Recorded eight special teams tackles and four defensive stops.

1998 (1/0, 0/0): Opened the season on the Patriots special teams unit, but suffered a season-ending injury when he broke his jaw on a special teams hit early in the season opener in Denver (9/7) ... Remained on the team's roster, but was listed among the weekly inactive prior to the next five games ... Placed on injured reserve on Oct. 10 for the remainder of the 1998 campaign.

1997 (2/0, 2/0): Russ was activated from practice squad on Dec. 9, and made his NFL debut on special teams

vs. Pittsburgh (12/13) ... Recorded his first special teams tackle in the season finale at Miami (12/22) ... Made a special teams tackle vs. Miami (12/28) in the wild-card playoff game ... Credited with a pair of special teams tackles in the Patriots' divisional playoff game at Pittsburgh (1/3/98) ... Spent the first 14 weeks of the season on the practice squad.

NOTES

- ★ Bernard won the "Gridiron Gladiator Award" for on-field intensity from WVU's coaches.
- ★ Bernard speaks French. He is one of two French speaking players on the team.

College

Russ was a two-year starter at West Virginia ... He led the Mountaineers with 88 tackles as a senior and earned second-team All-Big East honors ... He recorded 12 tackles in the Gator Bowl ... He won the "Gridiron Gladiator Award" for on-field intensity from WVU's coaches ... Finished second on the team with 78 tackles as a junior in 1995 ... Recorded two sacks and had an interception at East Carolina and Boston College ... Transferred to West Virginia from Arizona Western JC after earning JUCO All-American honors.

Personal

Bernard Dion Russ was born the son of Bernard Russ and Yvonne Brown on Nov. 4, 1973 in Utica, N.Y. ... He attended Collinwood High in Cleveland, Ohio ... He has been active in the community since joining the Patriots ... He enjoys going to movies in his leisure time ... Bernard has a daughter, Anise (6/28/91).

BERNARD RUSS

Pos: LB **Ht:** 6-1 **Wt:** 238 **Year:** 2nd **Acq:** FA-97 **College:** West Virginia **Born:** 11/4/73 **Contract:** '99

Regular Season			Tackles					Ints.			Misc.			Playoff Statistics									
Year	Team	G/S	TT	UT	A	S	Yds	No	Yds	PD	FF	FR	SpT	G/S	TT	UT	A	S	Yds	Int	Yds	PD	SpT
1997	Patriots	2/0	0	0	0	0	0	0	0	0	0	0	1	2/0	0	0	0	0	0	0	0	0	3
1998	Patriots	1/0	0	0	0	0	0	0	0	0	0	0	0	0/0	0	0	0	0	0	0	0	0	0
Totals -2 Years		3/0	0	0	0	0	0	0	0	0	0	0	1	2/0	0	0	0	0	0	0	0	0	3



ROD RUTLEDGE

TIGHT END



HEIGHT: 6-5 **WEIGHT:** 262
YEAR: 2ND **YR/PATS:** 2ND
ACQUIRED: 2B (54TH) '98
SCHOOL: ALABAMA **MAJOR:** HUMAN PERFORMANCE
BORN: AUG. 12, 1975 BIRMINGHAM, ALA



Career Transactions

Rodrick Rutledge was drafted by the Patriots in the second round (54th overall) of the 1998 NFL draft ... Signed by the Patriots on June 15, 1998.

Seasonal Reviews

1998 (16/4, 1/1): Played in every game for the Patriots, starting four regular season and one playoff game opposite Ben Coates when the Patriots opened games in double-tight end formation ... He did not record any offensive statistics in those games ... Made his NFL debut in the season opener at Denver (9/7), but saw limited action as a run-blocking tight end in short-yardage situations ... Made his NFL starting debut the following week vs. Indianapolis (9/13) when the Patriots opened the game in double-tight end formation ... Also started at Buffalo (11/14), at Pittsburgh (12/5), in the season finale at the New York Jets (12/27) and in the Patriots playoff game at Jacksonville (1/3/99).

College

Started 16 of 47 games for the Crimson Tide (1994-97) at tight end and caught 23 passes for 259 yards and one touchdown. **1997 (Senior):** Missed spring drills with a knee sprain, but returned in the fall and started every game

for the Tide ... He caught 15 passes for 160 yards (10.7 avg.) and a touchdown ... Credited with 75 knock-down blocks as a senior. **1996 (Junior):** Appeared in every game and made three starts as a junior ... Caught seven passes for 91 yards (13.0 avg.) and was credited with a team-leading 63 knock-down blocks — seven of which resulted in Alabama touchdowns ... Also credited with a special teams tackle. **1995 (Sophomore):** Played in every game, starting the last two games of the season ... Credited with 33 knock-down blocks despite limited playing time. **1994 (Freshman):** Played in all 13 games as a true freshman as a reserve tight end and on special teams.

NOTES

- ★ Rod boasts a 34-inch vertical leap.
- ★ Rod earned "Lifter of the Year" honors for his weight training acumen at Alabama.
- ★ In four years at Alabama, Rod added over 20 pounds to his frame.

Personal

Rodrick Almar Rutledge was born the son of Rose and Wallace Rutledge on Aug. 12, 1975 in Birmingham, Ala. ... Starred in football at Erwin High in Birmingham, Ala. and caught 19 passes for 331 yards and four touchdowns as a senior to earn all-state honors by the *Birmingham News* ... Rated the state's sixth-best prospect by the *Birmingham Post-Herald* ... Competed on both offense and defense ... Named the team's "Lifter of the Year" for his performance in the Tide's offseason conditioning program ... Rod and his wife, Roydena, have one daughter, Rodrika (4/5/97).

ROD RUTLEDGE

Pos: TE **Ht:** 6-5 **Wt:** 262 **Year:** 2nd **Acq:** D2b(54th)'98 **College:** Alabama **Born:** 8/12/75 **Contract:** '01

Regular Season			Receiving					Fumbles		Tackles		Postseason Statistics									
Year	Team	G/S	No	Yds	Avg	Lg	TD	No	Lost	SpT	Misc	G/S	Rec	Yds	Avg	Lg	TD	Fm	Lst	SpT	Misc
1998	Patriots	16/4	0	0	0.0	0	0	0	0	0	0	1/1	0	0	0.0	0	0	0	0	0	0



HAROLD SHAW

RUNNING BACK



HEIGHT: 6-0 **WEIGHT:** 230

YEAR: 2ND **YR/PATS:** 2ND

DRAFT: 6 (176TH) '98

SCHOOL: SOUTHERN MISSISSIPPI **MAJOR:** COMMUNICATIONS

BORN: SEPT. 3, 1974 **MAGEE, MISS.**



Career Transactions

Harold Shaw was drafted by the Patriots in the sixth round (176th overall) of the 1998 NFL draft ... Signed by the Patriots on July 16, 1998.

Seasonal Reviews

1998 (11/0, 1/0): Played in 11 of 16 possible regular season games as a rookie and appeared in his first playoff game on special teams ... Listed among the team's inactives prior to five of the first six games of the season ... Made his NFL debut in the 1998 home opener vs. Indianapolis (9/13) and was credited with a pair of special teams tackles ... Appeared in each of the final 10 games of the regular season, playing exclusively on special teams ... Posted a pair of special teams tackles in five of his 11 games ... He did not record any offensive statistics during his rookie campaign, but finished seventh on the team with 15 special teams tackles

College

Shaw was a four-year letterman at Southern Mississippi (1994-97), where he started 22 of 45 games and rushed for 2,286 yards and 32 touchdowns on 609 carries. **1997 (Senior):** Started every game and rushed for 1,107 yards and 16 touchdowns on 262 carries (4.2 avg.) ... Added 28 receptions for 161 yards (5.8 avg.) and returned five kicks for 52 yards ... Earned First-Team All-Conference USA honors after leading the conference in rushing ... Became the first player at Southern Miss to rush for over 1,000 yards since 1987 (Sheldon Gandy) ... Only Sammy Winder rushed for more touchdowns in a season (20 in 1980) than Shaw's 16 scores as a senior ... Eclipsed the 100-yard plateau five times during the season ... Gained 127 yards on 29 carries (4.4 avg.) vs. Illinois ... Rushed for 103 yards and a pair of touchdowns on 26 carries (4.1 avg.) vs. Louisville ... Picked up 106 yards on 23 carries in a victory over East

Carolina ... Compiled 142 yards on 27 attempts (5.3 avg.) and scored a touchdown vs. Cincinnati ... Rushed for a career-high 188 yards and three touchdowns on 29 carries (6.5 avg.) in a rout over Memphis. **1996 (Junior):** Started five of 11 games and rushed for 491 yards and eight touchdowns on 178 carries (2.8 avg.) ... Started the first three games of the season ... Saw action as a reserve in the next six games before returning to the starting lineup for the last two games of the season ... Rushed for a season-high 79 yards on 24 carries and scored on 1- and 3-yard runs vs. Houston ... Scored on runs of 6 and 18 yards and finished the game with 63 yards on just 12 attempts in a 52-27 victory over Southwestern

Louisiana. **1995 (Sophomore):** Started the first five games of the season and finished the year with 295 yards on 87 carries (3.4 avg.) ... Caught 16 passes for 101 yards (6.3 avg.) and a touchdown ... Opened the season with 15 carries for 83 yards, including a 38-yard touchdown run and added a 9-yard touchdown reception in a 45-13 pasting of Northern Illinois ... Gained 79 yards and scored a touchdown on 18 carries vs. Utah State. **1994 (Freshman):**

Saw action in every game, but did not start as a true freshman ... Picked up 393 yards and seven touchdowns on 82 carries (4.8 avg.) ... Scored his first career touchdown on a 1-yard plunge vs. East Carolina ... Rushed for a season-high 91 yards and a touchdown on 18 carries (5.1 avg.) vs. Southwestern Louisiana ... Gained 87 yards and scored three touchdowns on 18 carries (4.8 avg.) in a 59-16 thrashing of Samford ... Scored on a career-long 62-yard run in a 20-18 victory over Louisiana State, finishing the game with 67 yards on just seven carries (9.6 avg.).

Personal

Harold Lamar Shaw was born the son of Josephine Shaw on Sept. 3, 1974 in Magee, Miss. ... He attended Magee (Miss.) High, where he lettered in football, basketball, baseball and

NOTES

- ★ Harold's brother, Eddie, was a teammate at Southern Miss.
- ★ Harold was a Scholastic All-American in high school.
- ★ Harold powered his way to 32 career touchdown runs at Southern Miss, second most in school history.



track ... He excelled in football, earning Scholastic All-American honors and was a first-team all-state selection ... As a senior, Shaw rushed for 1,603 yards and 28 touchdowns,

totaling over 2,300 all-purpose yards ... His younger brother, Eddie, plays receiver at Southern Miss ... Harold has two children, Tyson and Courtney.

HAROLD SHAW


Pos: RB Ht: 6-0 Wt: 230 Year: 2nd Acq: D6-98 College: Southern Mississippi Born: 9/3/74 Contract: '00

Regular Season			Rushing					Receiving					Kick Returns					Fumbles		Tackles	
Year	Team	G/S	No	Yds	Avg	Lg	TD	No	Yds	Avg	Lg	TD	No	Yds	Avg	Lg	TD	No	Lost	SpT	Misc
1998	Patriots	11/0	0	0	0.0	0	0	0	0	0.0	0	0	0	0	0.0	0	0	0	0	15	0

Additional Playoff Statistics: GP/GS - 1998 (1/0)

TONY SIMMONS

WIDE RECEIVER



HEIGHT: 6-1 WEIGHT: 206
 YEAR: 2ND YR/PATS: 2ND
 DRAFT: 2a (52nd) '98
 SCHOOL: WISCONSIN MAJOR: CONSTRUCTION
 BORN: DEC. 8, 1974 CHICAGO, ILL.



Career Transactions

Tony Simmons was drafted in the second round (52nd overall) of the 1998 NFL Draft with a pick obtained from the New York Jets along with a third-round 1997 selection (Sedrick Shaw), a fourth-round 1997 selection (Damon Denson), and a first-round 1999 selection (Andy Katzenmoyer) as compensation for the loss of Head Coach Bill Parcells in 1997 ... Signed by the Patriots on July 18, 1998.

Career Highlights

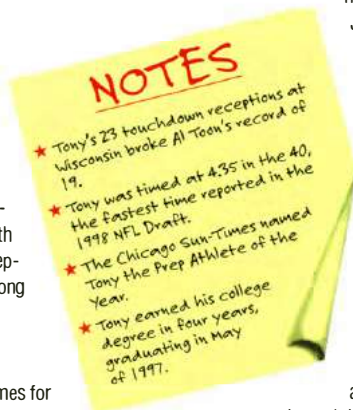
(GP/GS: 11/6, 1/0)

- ★ Made his NFL starting debut at Miami (10/24/98) and recorded first career reception, a 43-yard pass from Drew Bledsoe.
- ★ Started the following week at Indianapolis (11/1) and led the team with 109 yards receiving on just four receptions (27.3 avg.), including a season-long 63-yard touchdown.

Seasonal Reviews

1998 (11/6, 1/0): Started six of 11 games for the Patriots, filling in for injured veterans Terry Glenn, Vincent Brisby and Troy Brown ... Fin-

ished his rookie campaign with 23 receptions for 474 yards and three touchdowns ... His 20.6-yard average per reception ranked second on the team ... His three touchdowns was tied for second on the team, despite only 23 receptions (tied for fifth on the team) ... His 474 yards receiving ranked fourth ... Opened the season listed among the Patriots inactives prior to each of the first five games of the season ... Made his NFL debut vs. the New York Jets (10/18), but was not on the receiving end of any passes ... Made his NFL starting debut the following week at Miami (10/24), replacing an injured Terry Glenn, and caught his first career pass - a 47-yard aerial from Drew Bledsoe ... It was the 10th longest pass of the season ... Started the following week at Indianapolis (11/1) and led the team with 109 yards receiving on just four receptions (27.3 avg.), including a season-long 63-yard touchdown ... Started his third consecutive week vs. Atlanta (11/8) and led the team for the





second week in a row with 95 yards receiving ... Shared time with Vincent Brisby the following week at Buffalo (11/28) and caught two passes for 48 yards, including a 37-yard touchdown pass ... It was his fourth reception of 37 yards or more in the last four games ... Started for the fourth time in five weeks vs. Miami (11/23) and caught four passes for 53 yards to help the Patriots to a dramatic 26-23, come-from-behind victory ... Returned to spot duty when Glenn returned to the starting lineup vs. Buffalo (11/29) ... Caught

just two passes in the next three games ... Returned to the starting lineup for each of the final two games of the regular season after Glenn was placed on injured reserve with a fractured ankle ... Started and led the team with five receptions for 56 yards in a critical late season victory over San Francisco (12/20), helping the team to clinch a playoff berth for the third consecutive year ... Hailed a 44-yard touchdown pass from Scott Zolak in the season finale at the New York Jets (12/27) ... The 44-yard reception was his fifth of 37 yards or more during his rookie campaign ... He did not start at Jacksonville (1/3/99) when the team opened their playoff game in double-tight end formation, but he was the primary receiver opposite Shawn Jefferson and caught three passes for 42 yards in the game.

College

Simmons was a four-year letterman at Wisconsin (1994-97) ... He started 32 of 44 games during his collegiate career and finished with 99 receptions for 1991 yards (20.1 avg.) and 23 touchdowns ... His 23 touchdown receptions set a school record, breaking Al Toon's mark of 19 set in 1983. 1997 (Senior): Started 10 of 13 games and finished second on the team with 28 receptions for 553 yards and five touchdowns ... Earned honorable mention all-conference honors ... Grabbed six passes for 158

SINGLE-GAME CAREER HIGHS

Regular Season

Receptions:	5	vs. San Francisco (12/20/98)
Yards:	109	at Indianapolis (11/1/98)
Average:	47.0	at Miami (10/25/98) 1 rec.
Longest Rec.:	63	at Indianapolis (11/1/98)
Touchdowns:	1	3 Times, most recent vs. NYJ (12/27/98)

Postseason

Receptions:	3	at Jacksonville (1/3/99)
Yards:	42	at Jacksonville (1/3/99)
Average:	14.0	at Jacksonville (1/3/99)
Longest Rec.:	16	at Jacksonville (1/3/99)
Touchdowns:	0	

yards and a 38-yard touchdown in a 26-25 victory over Northwestern to earn Player of the Game honors ... His 158 yards receiving was a personal best and the most by a Badger since 1990 ... Beat Heisman Trophy winner Charles Woodson in the corner of the end zone for a 21-yard touchdown vs. Michigan. 1996 (Junior): Started the first eight games of the season and caught 20 passes for 346 yards (17.3 avg.) and three touchdowns before fracturing his foot and miss-

ing the final five games of the year. 1995 (Sophomore): Started 10 of 11 games played and became just the fifth receiver in school history to gain over 500 yards in two consecutive seasons ... Finished the season with 504 yards and seven touchdowns on 29 receptions (17.4 avg.). 1994 (Freshman): Started four of 12 games played and finished the season with 22 receptions for 588 yards (26.7 avg.) and eight touchdowns ... His eight touchdown receptions ranked second in Badger history (Al Toon) ... His six other touchdown receptions that year were from 13, 31, 32, 34, 61 and 63 yards out. 1993 (Redshirt): Red-shirted as a freshman.

Personal

Tony De'Angelo Simmons was born the son of Dorothy Simmons on Dec. 8, 1974 in Chicago, Ill. ... He attended St. Rita High in Chicago, Ill. and earned prep All-American honors ... He caught 36 passes for 628 yards (17.4 avg.) and four touchdowns as a senior and earned All-Midwest and all-area accolades ... He also starred in track as a two-time MVP ... *The Chicago Sun-Times* named him Prep Athlete of the Year ... He captured the 100- and 200-meter dash titles in the state finals ... Earned high grades and was a member of the Silver Academic Honor Roll in high school ... Graduated in May of 1997 with a degree in construction.


TONY SIMMONS

Pos: WR Ht: 6-1 Wt: 206 Year: 2nd Acq: D2a(52nd)'98 College: Wisconsin Born: 12/8/74 Contract: '01

Regular Season			Receiving					Fumbles		Tackles		Postseason Statistics					
Year	Team	G/S	No	Yds	Avg	Lg	TD	No	Lost	SpT	Misc	G/S	No	Yds	Avg	Lg	TD
1998	Patriots	11/6	23	474	20.6	63t	3	0	0	0	1	1/0	3	42	14.0	16	0

**TONY SIMMONS****CAREER GAME-BY-GAME**

1998	Opponent	Starts	No	Yds	Avg	Lg	TD	W/L	Score	1998	Opponent	Starts	No	Yds	Avg	Lg	TD	W/L	Score
09/07	at Denver			inactive				L	21-27	11/15	at Buffalo	p	2	48	24.0	37t	1	L	10-13
09/13	Indianapolis			inactive				W	29-6	11/23	Miami	S	4	53	13.3	17	0	W	26-23
09/20	Tennessee			inactive				W	27-16	11/29	Buffalo	p	-	-	-	-	-	W	25-21
10/04	at New Orleans			inactive				W	30-27	12/06	at Pittsburgh	p	1	12	12.0	12	0	W	23-9
10/11	Kansas City			inactive				W	40-10	12/13	at St. Louis	p	1	10	10.0	10	0	L	18-32
10/19	New York Jets	p	-	-	-	-	-	L	14-24	12/20	San Francisco	S	5	56	11.2	20	0	W	24-21
10/25	at Miami	S	1	47	47.0	47	0	L	9-12	12/27	at New York Jets	S	1	44	44.0	44t	1	L	10-31
11/01	at Indianapolis	S	4	109	27.3	63t	1	W	21-16	1998 Season Totals									
11/08	Atlanta	S	4	95	23.8	43	0	L	10-41	01/03	at Jacksonville	p	3	42	14.0	16	0	L	10-25

CHRIS SLADE**LINEBACKER**

HEIGHT: 6-5 **WEIGHT: 245**
YEAR: 7TH **YRS/PAT: 7TH**
ACQUIRED: D2A (31st) '93
SCHOOL: VIRGINIA **MAJOR: SOCIOLOGY**
BORN: JAN. 30, 1971 **NEWPORT NEWS, VA.**
PRO BOWL '97

**Career Transactions**

Chris Slade was drafted by the Patriots with their first of three selections in the second round of the 1993 NFL draft (31st player selected) ... He became a restricted free agent on Feb. 15, 1996, but re-signed with the Patriots on May 28, 1996 ... Re-negotiated a five-year contract on Feb. 5, 1997.

Career Highlights**(GP/GS: 95/77; 7/7)**

- ★ Voted to his first Pro Bowl as a defensive starter in 1997 after leading the Patriots with nine sacks. It was the third time in his first five-years that he had recorded at least nine sacks.
- ★ He enters the 1999 season with 42.5 career sacks, seventh among the franchise's all-time leaders and just three shy of moving into the team's top five all-time. Of those, 32.5 have come at Foxboro Stadium. During his career, Slade has produced more than three times as many sacks at home (32.5 for 227 yards) as he has on the road (10 for 82 yards).
- ★ Set a career-high with 3.5 sacks for 34.5 yards vs. San Diego (11/20/94) — the most by a Patriot in eight years (Andre Tippett — 10/26/86).
- ★ He had a streak of 89 consecutive games played snapped in 1998 when he missed his first game as a Patriot due to an ankle injury.
- ★ Earned AFC Defensive Player of the Week honors for his performance in the first round of the playoffs vs. Miami (12/28/97) when he became just the second player since 1982 to record a sack, an interception and recovered a fumble in a playoff game. He returned the interception 22 yards.
- ★ Named defensive captain vs. the Jets (9/14/97) and responded with three sacks for 16 yards, two passes defended and a forced fumble to earn Staples Star of the Game honors.
- ★ Earned AFC Defensive Player of the Month honors for September (1997) after totaling 20 tackles, including four sacks and causing two fumbles.
- ★ Tipped a Todd Collins pass to himself at the 1-yard line and waltzed in for a touchdown in a 31-10 victory at Buffalo (11/9/97). It was his first career interception returned for a touchdown and the second touchdown of his career. The first came on a 27-yard fumble returned for a touchdown at Buffalo on Nov. 26, 1995.
- ★ Led the team with 11 tackles (10 solos) vs. Green Bay (1/26/97) in Super Bowl XXXI. Finished second on the team with 28 postseason tackles and shared the lead with two postseason sacks.
- ★ One of his best games of 1995 came in a Monday Night victory over Buffalo (10/23) when he delivered eight defensive hits, including a four-yard sack of Jim Kelly, and was involved in two turnovers - forcing one fumble and

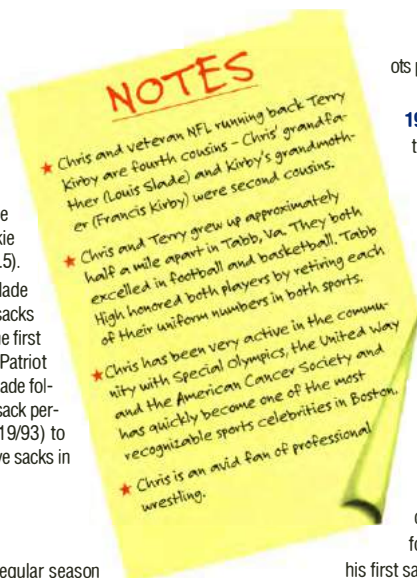


recovering another.

- ★ Recorded career-highs with 105 tackles and 9.5 sacks in 1994. Eight of those 9.5 sacks came against play-off-bound teams.
- ★ Led all AFC rookies with nine sacks in 1993. Only NFC rookie Dana Stubblefield had more (10.5).
- ★ In his second NFL game, Slade recorded nine hits and three sacks vs. Detroit (9/12/93). It was the first three-sack performance by a Patriot since 1987 (Andre Tippett). Slade followed with an 11-tackle, two-sack performance against Seattle (9/19/93) to combine for 20 tackles and five sacks in just two games.

Seasonal Reviews

1998 (15/15, 1/1): Started 15 regular season and one playoff game at strong-side linebacker for the Patriots ... Missed one game at Buffalo on Nov. 15 due to an ankle injury ... Finished the season ranked eighth on the team with 72 tackles, including four sacks for 23 yards ... His four sacks ranked third on the team ... Three of his four sacks came at Foxboro Stadium, giving him 32.5 of his 42.5 career sacks at home ... Batted down five passes ... Reported a season-high 11 tackles at Miami (10/25), tying a career-high ... Dropped Peyton Manning for a 6-yard loss vs. Indianapolis (9/13) to give him 39.5 career sacks, which moved him into seventh place on the Patriots all-time list ... Recorded his second sack of the season at New Orleans (10/4), one of seven tackles on the day ... Had his third sack of the season in just the fifth game of the year when he dumped Elvis Grbac for an 8-yard loss and deflected a pass for the third consecutive week in a 40-10 victory over the Chiefs (10/11) ... Overpowered the Chiefs, allowing just 134 yards total offense, including just 14 yards rushing on 11 carries (1.3 avg.), limiting them to a season-low nine first downs ... The 14 yards rushing was the second-lowest total in franchise history ... Twisted his ankle and left the game vs. Atlanta (11/8) after just one tackle ... Missed the following game at Buffalo (11/15) due to the ankle injury ... Returned the following week and recorded eight tackles (5 solo) and deflected his fourth pass of the season in a dramatic, come-from-behind victory over Miami (11/23) ... Posted his fourth and final sack of the season in the home finale when he caught Steve Young for a 3-yard loss in a 24-21 victory over San Francisco (12/20) ... Started and provided three solo tackles in the Patri-



ots playoff loss at Jacksonville (1/3/99).

1997 (16/16, 2/2): Earned his first trip to the Pro Bowl as a defensive starter ... Earned first-team All-AFC honors from *Pro Football Weekly* and the *Football News* ... Started every game at outside linebacker for the Patriots and led the team with nine sacks for 46 yards ... His nine sacks ranked eighth in the AFC ... Finished fifth on the team with 88 tackles ... Credited with eight passes defended, including an interception which he returned 1 yard for a touchdown at Buffalo (11/9) ... Also forced two fumbles ... Recorded

his first sack of the season at Indianapolis (9/7) and finished with six total tackles, including one for a loss of 3 yards ... Named defensive captain vs. the Jets (9/14) and responded with three sacks for 16 yards, two passes defended and a forced fumble ... Earned Staples Star of the Game honors and was an AFC Defensive Player of the Week finalist for his efforts ... Closed out the first month of the season with six stops vs. Chicago (9/21), which earned him AFC Defensive Player of the Month honors for the month of September ... Logged another pair of sacks vs. Buffalo (10/12), giving him six sacks in the first six games of the season- five of which were recorded at Foxboro Stadium ... Tipped a Todd Collins pass to himself at the 1-yard line and waltzed in for a touchdown in a 31-10 victory at Buffalo (11/9) ... It was his first career interception returned for touchdown and the second touchdown of his career- the first came on a 27-yard fumble return for a touchdown at Buffalo on Nov. 26, 1995 ... Recorded a season-high nine tackles at Tampa Bay (11/16) ... Posted a pair of sacks the following week vs. Miami (11/23)- his third multiple-sack game of the year ... Recorded his ninth sack of the season at Jacksonville (12/7) ... Matched his season-high with nine tackles vs. Pittsburgh (12/13) ... Earned co-Staples Star of the Game honors in the regular season finale at Miami (12/22) when he totaled seven tackles (6 solos) ... Earned AFC Defensive Player of the Week honors for his performance in the first round of the playoffs vs. Miami (12/28) when he became just the second player since 1982 to record a sack, an interception and recover a fumble in a playoff game ... Finished the game with four tackles, including a Dan Marino sack, a 22-yard interception return, two pass-



HOME FIELD ADVANTAGE

es defended and a fumble recovery ... Posted seven tackles the following week at Pittsburgh (1/3/98), including half a sack and deflected his third pass of the postseason ... Finished the postseason ranked third on the team with 11 tackles and second with 1.5 sacks.

1996 (16/9, 3/3): Voted defensive co-captain by his teammates ... Extended his streak of consecutive games played to 64 ... Started nine of the first 11 games before being platooned with Dwayne Sabb for the final five games of the season ... Returned to the starting lineup for each of the Patriots' playoff games, including Super Bowl XXXI ... Finished the season with 69 total tackles, fourth on the team ... He posted seven quarterback sacks for -73 yards ... His yardage total led the team, while his seven sacks ranked second behind Willie McGinest who had 9.5 ... He intercepted his first pass, one of three passes defended for the season ... He also forced three fumbles during the season ... He did not start in the season opener at Miami (9/1) due to a hip flexor injury, snapping a consecutive starting streak at 32 games ... Started at Buffalo (9/8) and had his most complete game of the season, posting a team-high 10 tackles, dropping Jim Kelly for 9 yards on his first sack of the season and recording his first career interception ... Led the team in tackles the following week when he posted nine in a 31-0 shutout victory over Arizona (9/15) ... Preserved the shutout late in the game when he sacked Kent Graham and forced a fumble inside the Patriots' 10-yard line ... The fumble was recovered by Mike Jones and returned 31 yards ... Led the team in tackles for the third consecutive week with six hits vs. Jacksonville (9/22) and recorded a sack for the third consecutive game ... Earned Miller Lite Player of the Game honors after applying continuous pressure on Jim Harbaugh in a 27-9 victory over the Colts (10/20) ... Posted seven tackles vs. Miami (11/3) ... Saw reserve action the following week at the Jets (11/10) and made just two tackles ... Returned to the starting lineup vs. Denver (11/17) and registered nine tackles, including his fourth sack of the season, ending a six-game drought ... Relegated to a reserve role in the last five games of the season, yet posted sacks in three consecutive games during the month of December, beginning with a sack at San Diego (12/1) ... Forced a Stan Humphries fumble on the play and was credited with a 22-yard sack as the ball rolled into the end zone and was recovered by McGinest for a touchdown ... Dropped Glen Foley for a loss of 8 yards vs. the Jets (12/8) ... Reg-

It could be said that Chris Slade has the same affinity for Foxboro Stadium as Dorothy had for Kansas, because when it comes to sacking the quarterback, Slade has found that there is "No Place Like Home!" In six seasons, Slade has more than tripled his sack production at home. His home and away totals are listed below:

	Games	Sacks	Yards Lost
Home:	48	32.5	227
Away:	47	10.0	82

istered his seventh sack of the season when he dumped Troy Aikman for an 11-yard loss at Dallas (12/15) ... Pressured Dave Brown and recorded four tackles, but did not get credit for a sack in the season finale at the Giants (12/21), ending a three-game sack streak ... Returned to the starting lineup and posted sacks in

each of the first two playoff games ... Recorded eight tackles in the 28-3 playoff victory over the Steelers (1/5/97) ... Applied continuous pressure on Mark Brunell and was credited with one sack in the AFC Championship Game, while totaling nine tackles in the 20-6 victory (1/12/97) ... Led the team with 11 tackles, including 10 solos, vs. Green Bay (1/26/97) in the Super Bowl ... Finished second on the team with 28 postseason tackles and shared the lead with two quarterback sacks.

1995 (16/16): Started every game for the Patriots at right outside linebacker and recorded 95 tackles - tied for second on the team with Terry Ray ... Had a career-low four sacks for 16 yards, but helped pressure the quarterback into the direction of teammate Willie McGinest, who finished the season with a career-high 11 sacks ... Despite his low sack production, he was still recognized as one of the dominant forces in the AFC and was selected as an alternate for the Pro Bowl ... Earned his first career AFC Defensive Player of the Week honors for his performance in the Patriots' season-opening victory over Cleveland (9/3) when he led the team with 11 tackles, including his first sack of the season ... One of his best games came in a Monday Night victory over Buffalo (10/23) when he delivered eight defensive hits, including a four-yard sack of Jim Kelly, and was involved in two turnovers, forcing one fumble and recovering another ... Recorded nine tackles in games vs. Carolina (10/29) and Indianapolis (11/19) ... Turned in solo sack performances in both games against the Jets, for a loss of 2 and 9 yards respectively ... Scored his first touchdown of his career at Buffalo (1/12/96) on what was originally recorded as a 27-yard interception return ... It was later ruled that the loose ball Slade caught in mid-air was a Jim Kelly fumble, forced when hit by Willie McGinest ... It was his third career fumble recovery ... The score came with 57 seconds remaining in the fourth quarter with the Patriots protecting a three-point lead in the game ... The touchdown secured a 35-25 victory and the Patriots' first series sweep of the Bills since 1987 ... He finished the game with eight tackles (6 solo).



SINGLE-GAME CAREER HIGHS

1994 (16/16, 1/1): Started every game at right outside linebacker and finished the season with a career-high 105 tackles, second only to Vincent Brown (118) ... Led the team for the second straight year with 9.5 sacks, eight of which came vs. play-off-bound teams ... Of his 9.5 sacks, 7.5 were at Foxboro Stadium ... Selected as the Defensive MVP by the 1776 Quarterback Club ... Earned player of the game honors by team sponsors after five games ... Opened the season with three tackles and a sack for 9 yards at Miami (9/4) ... Recorded a season-high with 10 hits (seven solos) and assisted on a sack the following week in the home-opener vs. Buffalo (9/11) ... Earned the E.B. Horn Defensive Player of the Game honors ... Made five stops including a 6-yard sack in a 23-17 win over Detroit (9/25) to earn the Staples Star of the Game honors ... Deflected a pass at the line of scrimmage which was intercepted by Myron Guyton to seal the victory ... Registered eight tackles, including 2.5 sacks in a 17-16 victory vs. Green Bay (10/2), collecting unanimous player of the game honors from Miller Lite, E.B. Horn and Staples ... Recorded eight or more tackles in eight of 10 games during a stretch between October 2 through December 11 ... Forced a Cris Carter fumble in the Patriots' 26-20 overtime victory vs. Minnesota (11/13) ... Set a career-high with 3.5 sacks for 34.5 yards the following week in a 23-17 victory over San Diego (11/20) ... His 3.5 sacks were the most in a game since Andre Tippett recorded 3.5 on October 26, 1986 ... Earned Miller Lite Player of the Game, Staples Star of the Game and E.B. Horn Defensive Player of the Game honors for his performance ... tied his season-high with 10 tackles (six solos), including an 18-yard sack which caused a Don Majkowski fumble vs. Indianapolis (12/11), to earn Miller Lite Player of the Game accolades for the third time of the year ... Closed out the season with five tackles in the Patriots' playoff game at Cleveland (1/1/95).

1993 (16/5): Played in all 16 games, starting five at right outside linebacker ... Led all AFC rookies with nine sacks, second only to Dana Stubblefield, who led all NFL rookies with 10.5 sacks ... Named to the 1993 All-Rookie Team by *Football News* ... His nine sacks were the most by a Patriot

Regular Season

Tackles:	11	at Miami (10/25/98)
	11	vs. Cleveland (9/3/95)
	11	vs. Seattle (9/19/93)
Solo Tackles:	8	vs. Cleveland (9/3/95)
Assists:	6	vs. Miami (10/30/94)
Sacks:	3.5	vs. San Diego (11/20/94)
Touchdowns:	1	at Buffalo (11/9/97) 1-yd int. return
	1	at Buffalo (11/26/95) 27-yd FR
Interceptions:	1	at Buffalo (11/9/97)
	1	at Buffalo (9/8/96)

Postseason

Tackles:	11	vs. Green Bay (1/26/97) SB XXXI
Solo Tackles:	10	vs. Green Bay (1/26/97)
Assists:	4	vs. Jacksonville (1/12/97)
Sacks:	1	vs. Miami (12/28/97)
	1	vs. Jacksonville (1/12/97)
	1	vs. Pittsburgh (1/5/97)
Interceptions:	1	vs. Miami (12/28/97)

rookie since Garin Veris had 10.5 in 1985 ... They were also the most by a Patriot since Andre Tippett recorded 12.5 sacks in 1987 ... Finished second among Patriot rookies with 38 tackles, 12th overall ... Led the team with three forced fumbles, recovered another ... After a hitless NFL debut at Buffalo (9/5), Slade made an immediate impact in the two ensuing games vs. Detroit (9/12) and Seattle (9/19), combining for 20 hits, including five quarterback sacks ...

His three-sack effort vs. Detroit were the most by a Patriot since Andre Tippett made three vs. Dallas in 1987 ... He was selected by a local media panel as the Patriots' Miller Lite Player of the Game ... The following week, he posted a season-high 11 stops, including two sacks in a losing cause vs. Seattle ... He became the first Patriot to have back-to-back multiple-sack games since Garin Veris in 1987 ... Forced a Jim Kelly fumble on a sack which was recovered by the Patriots in a losing cause vs. Buffalo (11/10) ... Closed out the season with a sack in a 33-27 overtime victory vs. Miami (1/2/94).

College

Slade was a four-year letterman at Virginia (1989-92) ... He set the ACC's all-time record with 40 quarterback sacks, topping the previous mark of 28, set by Michael Dean Perry of Clemson (1984-87) ... Compiled 299 career tackles, ninth in school history. **1992:** Selected first-team All-American by Associated Press, Football Writers Association, *Football News*, *The Sporting News*, *United Press International* and Walter Camp ... Received *Football News*' Defensive Player of the Year honors ... Earned unanimous all-conference honors with 14 sacks among his 74 total tackles as a senior. **1991:** Earned All-American recognition as a junior from *College and Pro Football Newsweekly*, *Football News* and *Associated Press* ... Completed his junior year with 99 tackles (30 solo) and 14 sacks ... Drew national attention with his single-game, super-human effort vs. Virginia Tech, which included 14 tackles, five quarterback sacks, two passes batted away, a forced fumble and a fumble recovery in the 38-0 shutout. **1990:** Earned All-American honorable mention recognition from UPI following his sophomore season after playing in 10 games, record-



SACK ATTACK

ing 74 tackles (15 solo), including seven sacks and nine hits for losses. **1989:** He received honorable mention All-American accolades by *The Sporting News* ... Won the Bill Dudley Award, given annually to the top Cavalier freshman.

Personal

Christopher Carroll Slade was born the son of Pam and Larry Slade on Jan. 30, 1971 in Newport News, Va. ... He is the middle of three children ... An All-America Team selection by both *Super Prep* and *Street and Smith's* while starring at Tabb (Va.)

The top 10 sack leaders in franchise history are listed below:

Rk	Name	Years	Sacks	GP	Avg/Gm
1.	Andre Tippett	1982-88, 90-93	100.0	151	0.66
2.	Julius Adams	1971-77, 79-85, 87	79.5	206	0.39
3.	Tony McGee	1974-81	72.5	119	0.61
4.	Ray Hamilton	1973-81	54.0	132	0.41
5.	Larry Eisenhauer	1961-69	45.5	115	0.40
6.	Brent Williams	1986-93	43.5	121	0.36
7.	Chris Slade	1993-97	42.5	95	0.45
8.	Houston Antwine	1961-71	39.0	142	0.27
9.	Garin Veris	1985-88, 90-91	36.0	78	0.46
10.	Richard Bishop	1976-81	32.5	85	0.38

High ... Received all-state, all-region, all-peninsula and all-district honors as a senior ... Was a four-time all-district selection in basketball while becoming the first player in York River District history to score over 1,000 points with over 1,000 rebounds in a career ... Played on the same football and basketball team

with his cousin, Terry Kirby ... Majored in sociology at Virginia ... Active in community affairs, speaking to school children about the importance of staying in school and achieving goals ... Chris is single.

CHRIS SLADE

Pos: LB Ht: 6-5 Wt: 245 Year: 7th Acq: D2a(31st)93 College: Virginia Born: 1/30/71 Contract: '01

Regular Season			Tackles					Interceptions					Miscellaneous					Scoring		
Year	Team	G/S	TT	UT	A	S	Yds	No	Yds	Lg	TD	PD	FF	FR	Yds	TD	Blk	SpT	Sfty	TD
1993	Patriots	16/5	38	25	13	9.0	63	0	0	0	0	0	3	1	0	0	0	1	0	0
1994	Patriots	16/16	105	63	42	9.5	88	0	0	0	0	3	4	0	0	0	0	0	0	0
1995	Patriots	16/16	95	71	24	4.0	16	0	0	0	0	4	1	2	27	1	0	1	0	1
1996	Patriots	16/9	69	50	19	7.0	73	1	2	2	0	3	3	0	0	0	0	0	0	0
1997	Patriots	16/16	88	62	26	9.0	46	1	1	1	1	8	2	0	0	0	0	0	0	1
1998	Patriots	15/15	72	40	32	4.0	23	0	0	0	0	5	0	0	0	0	0	0	0	0
Totals-6 years		95/77	467	311	156	42.5	309	2	3	2	1	23	13	3	27	1	0	2	0	2

Postseason		Tackles						Interceptions					Miscellaneous					Scoring		
Year	Team	G/S	TT	UT	A	S	Yds	No	Yds	Lg	TD	PD	FF	FR	Yds	TD	Blk	SpT	Sfty	TD
1994	Patriots	1/1	5	4	1	0	0	0	0	0	0	0	0	0	0	0	0	0	0	0
1996	Patriots	3/3	28	20	8	2.0	9.5	0	0	0	0	0	1	0	0	0	0	0	0	0
1997	Patriots	2/2	11	9	2	1.5	6.0	1	22	22	0	3	0	1	0	0	0	0	0	0
1998	Patriots	1/1	3	3	0	0	0	0	0	0	0	0	0	0	0	0	0	0	0	0
Totals-4 years		7/7	47	36	11	3.5	15.5	1	22	22	0	3	1	1	0	0	0	0	0	0

Additional Statistics: Fumbles/Lost - 1996 (1/1)

SLADE'S CAREER GAME-BY-GAME

1993 Opponent	G	TT	UT	A	S	Yds	I/Yds	P/FF	FR	W/L	Score
09/05 at Buffalo	p	0	0	0	0	0	0	0	0	0	L 14-38
09/12 Detroit*	S	9	5	4	3	21	0	0	1	1	L 16-19
09/19 Seattle	S	11	6	5	2	16	0	0	0	0	L 14-17
09/26 at N.Y. Jets	S	6	5	1	0	0	0	0	0	0	L 7-45
10/10 at Phoenix	S	1	0	1	0	0	0	0	0	0	W 23-21
10/17 Houston	p	3	2	1	0	0	0	0	0	0	L 14-28
10/24 at Seattle	S	0	0	0	0	0	0	0	0	0	L 9-10
10/31 at Indianapolis	p	2	1	0	0	0	0	0	0	0	L 6-9
11/07 Buffalo*	p	1	1	0	1	6	0	0	1	0	L 10-13
11/21 at Miami	p	1	1	0	1	7	0	0	0	0	L 13-17
11/28 N.Y. Jets	p	0	0	0	0	0	0	0	0	0	L 0-6
12/05 at Pittsburgh	p	0	0	0	0	0	0	0	0	0	L 14-17
12/12 Cincinnati	p	3	2	1	1	8	0	0	0	0	W 7-2
12/19 at Cleveland	p	0	0	0	0	0	0	0	0	0	W 20-17
12/26 Indianapolis	p	0	0	0	0	0	0	0	0	0	W 38-0
12/29 Miami*	p	1	1	0	1	5	0	0	1	0	W 33-27
1993 Totals	16/5	38	25	13	9/63	0	0	0	3	1	5-11
1994 Opponent	G	TT	UT	A	S	Yds	I/Yds	P/FF	FR	W/L	Score
09/04 at Miami	S	3	1	2	1	9	0	0	0	0	L 35-39
09/11 Buffalo	S	10	7	3	0.5	0.5	0	0	0	0	L 35-38
09/18 at Cincinnati	S	2	2	0	0	0	0	0	0	0	W 31-28
09/25 at Detroit	S	5	3	2	1	6	0	0	0	1	W 23-17
10/02 Green Bay	S	8	5	3	2.5	20	0	0	0	1	W 17-16
10/09 L.A. Raiders	S	8	5	3	0	0	0	0	0	1	L 17-21
10/16 at N.Y. Jets	S	5	4	1	0	0	0	0	0	0	L 17-24
10/30 Miami	S	9	3	6	0	0	0	0	0	0	L 3-23
11/06 at Cleveland	S	8	3	5	0	0	0	0	0	0	L 6-13
11/13 Minnesota*	S	8	5	3	0	0	0	0	0	1	W 26-20
11/20 San Diego	S	5	3	2	3.5	34.5	0	0	0	0	W 23-17
11/27 at Indianapolis	S	8	4	4	0	0	0	0	0	1	W 12-10
12/04 N.Y. Jets	S	8	5	3	0	0	0	0	0	0	W 24-13
12/11 Indianapolis	S	10	6	4	1	18	0	0	0	1	W 28-18
12/18 at Buffalo	S	3	2	1	0	0	0	0	0	1	W 41-17
12/24 at Chicago	S	5	5	0	0	0	0	0	0	0	W 13-3
1994 Totals	16/16	105	63	42	9.5/88	0	0	0	3	4	10-6
1/1 at Cleveland	S	5	1	4	0	0	0	0	0	0	L 13-20



SLADE'S CAREER GAME-BY-GAME

1995	Opponent	G	TT	UT	A	S/Yds	I/Yds	P/FF	FR	W/L	Score
09/03	Cleveland	S	11	8	3	1	1	0	0	0	W 17-14
09/10	Miami	S	6	6	0	0	0	0	0	0	L 3-20
09/17	at San Fran.	S	2	2	0	0	0	0	0	0	L 3-28
10/01	at Atlanta	S	1	1	0	0	0	0	0	0	L 17-30
10/08	Denver	S	7	5	2	0	0	0	0	0	L 3-37
10/15	at Kansas City	S	8	7	1	0	0	0	0	0	L 26-31
10/23	Buffalo	S	8	5	3	1	4	0	0	1	W 27-14
10/29	Carolina*	S	9	5	4	0	0	0	0	0	L 17-20
11/05	at N.Y. Jets	S	5	4	1	2	0	0	0	1	W 20-7
11/12	at Miami	S	5	4	1	0	0	0	0	0	W 34-17
11/19	Indianapolis	S	9	5	4	0	0	0	0	0	L 10-24
11/26	at Buffalo	S	8	6	2	0	0	0	0	0	W 35-2
12/03	N.O. Saints	S	3	3	0	0	0	0	0	0	L 17-31
12/10	N.Y. Jets	S	6	4	2	1	9	0	0	0	W 31-28
12/16	at Pittsburgh	S	4	3	1	0	0	0	0	2	L 27-41
12/23	at Indianapolis	S	3	3	0	0	0	0	0	0	L 7-10
1995 Totals	16/16		95	71	24	4	7/16	0	0	4	1 2 6-10


1996	Opponent	G	TT	UT	A	S/Yds	I/Yds	P/FF	FR	W/L	Score
09/01	at Miami	p	1	1	0	0	0	0	0	0	L 10-24
09/08	at Buffalo	S	10	6	4	1	9	1	2	1	W 10-17
09/15	Arizona	S	9	7	2	1	9	0	0	1	W 31-0
09/22	Jacksonville*	S	6	4	2	1	8	0	0	0	W 28-25
10/06	at Baltimore	S	4	4	0	0	0	0	0	2	W 46-38
10/13	Washington	S	2	1	1	0	0	0	0	0	L 22-27
10/20	at Indianapolis	S	4	4	0	0	0	0	0	0	W 27-9
10/27	Buffalo	S	5	3	2	0	0	0	0	0	W 28-25
11/03	Miami	S	7	4	3	0	0	0	0	0	W 42-23
11/10	at N.Y. Jets	p	2	2	0	0	0	0	0	0	W 31-27
11/17	Denver	S	9	5	4	1	6	0	0	0	L 8-34
11/24	Indianapolis	p	1	1	0	0	0	0	0	0	W 27-13
12/01	at San Diego	p	1	1	0	1	22	0	0	1	W 45-7
12/08	N.Y. Jets	p	3	3	0	1	8	0	0	0	W 34-10
12/15	at Dallas	p	1	1	0	1	0	0	0	0	L 6-12
12/21	at NY Giants	p	4	3	1	0	0	0	0	0	W 23-22
1996 Totals	16/9		69	50	19	7	7/3	1/2	3	3	0 11-5
1/05/97	Pittsburgh	S	8	5	3	1	7.5	0	0	0	W 28-3
1/12/97	Jacksonville	S	9	5	4	1	2	0	0	1	W 20-6
1/25/97	Green Bay	S	11	10	1	0	0	0	0	0	L 21-35
1996 Playoff	3/3		28	20	8	2	8.5	0	0	1	0 2-1

1997	Opponent	G	TT	UT	A	S Yds	Int	Yds	P/FF	FR	W/L	Score
08/31	San Diego	S	3	3	0	-	-	-	-	-	W	41-7
09/07	at Indianapolis	S	6	5	1	1	10	-	-	1	W	31-6
09/14	N.Y. Jets*	S	5	4	1	3	16	-	-	2	W	27-24
09/21	Chicago	S	6	4	2	-	-	-	-	-	W	31-3
10/06	at Denver	S	1	1	0	-	-	-	-	-	L	13-34
10/12	Buffalo	S	6	3	3	2	7	-	-	-	W	33-6
10/19	at N.Y. Jets	S	4	3	1	-	-	-	-	-	L	19-24
10/27	Green Bay	S	8	3	5	-	-	-	-	-	L	10-28
11/02	at Minnesota	S	3	2	1	-	-	-	-	1	L	18-23
11/09	at Buffalo	S	5	5	0	-	-	1	1	2	W	31-10
11/16	at Tampa Bay	S	9	6	3	-	-	-	-	1	L	7-27
11/23	Miami	S	6	4	2	2	13	-	-	-	W	27-24
11/30	Indianapolis	S	4	2	2	-	-	-	-	2	W	20-17
12/07	at Jacksonville	S	6	5	1	1	0	-	-	-	W	26-20
12/13	Pittsburgh*	S	9	6	3	-	-	-	-	-	L	21-24
12/22	at Miami	S	7	6	1	-	-	-	-	-	W	14-12
1997 Totals	16/16		88	62	26	9	4/6	1	1/1	8	2 0	10-6
12/28	Miami	S	4	4	0	1	6	1	22	2	- 1	W 17-3
1/3	at Pittsburgh	S	7	5	2	0.5	0	-	-	1	-	L 6-7
1997 Playoff	2/2		11	9	2	1.5	6	1	1/22	3	0 1	1-1

1998	Opponent	G	TT	UT	A	S/Yds	I/Yds	P/FF	FR	W/L	Score
09/07	at Denver	S	6	3	3	-	-	-	-	L	21-27
09/13	Indianapolis	S	6	3	3	1	6	-	-	W	29-6
09/20	Tennessee	S	5	2	3	-	-	-	1	W	27-16
10/04	at N.O.Saints	S	7	4	3	1	6	-	-	W	30-27
10/11	Kansas City	S	3	1	2	1	8	-	1	W	40-10
10/19	N.Y. Jets	S	4	3	1	-	-	-	-	L	14-24
10/25	at Miami	S	11	6	5	-	-	-	-	L	9-12
11/01	at Indianapolis	S	3	2	1	-	-	-	-	W	21-16
11/08	Atlanta	S	1	1	0	-	-	-	-	L	10-41
11/15	at Buffalo	S	-	-	-	inactive			-	L	10-13
11/23	Miami	S	8	5	3	-	-	-	1	W	26-23
11/29	Buffalo	S	2	0	2	-	-	-	-	W	25-21
12/06	at Pittsburgh	S	3	3	0	-	-	-	1	W	23-9
12/13	at St. Louis	S	3	1	2	-	-	-	-	L	18-32
12/20	San Fran.	S	7	4	3	10	3.0	-	-	W	24-21
12/27	at N.Y. Jets	S	3	2	1	-	-	-	-	L	10-31
1998 S Totals	15/15		72	40	32	4	2/3	0	0	5	0 0
01/03	at Jacksonville	S	3	3	0	-	-	-	-	L	10-25

GREG SPIRES

DEFENSIVE END



HEIGHT: 6-1

WEIGHT: 265

YEAR: 2ND

YR/PATS: 2ND

DRAFT: 3b (83rd) '98 SCHOOL: FLORIDA STATE

MAJOR: ELEMENTARY EDUCATION

BORN: AUG. 12, 1974 MARIANA, FLA.



Career Transactions

Greg Spires was drafted by the Patriots with their second of two selections in the third round (83rd overall) of the 1998 NFL draft ... Signed by the Patriots (7/16/98).

Seasonal Reviews

1998 (15/1, 1/0): Participated in 15 regular season and

one playoff game for the Patriots, including one start at right defensive end ... Finished his rookie campaign with 22 total tackles (17 solo), including three sacks for 26 yards and three pass deflections ... Did not start the Patriots playoff game at Jacksonville (1/3/99), but led the team with two sacks for 13 yards ... Made a solo stop in his NFL debut at Denver (9/7) ... Recorded his first career sack in a 40-10 blowout over Kansas City (10/11)



when he sacked Elvis Grbac for a 6-yard loss ... Missed the next game vs. the New York Jets (10/19) when he was listed among the Patriots inactives ... Posted three solo stops and three passes defended vs. Atlanta (11/8) ... Credited with his second sack of the season when he tracked down Doug Flutie for a 10-yard loss in a victory over Buffalo (11/29) ... Posted a season-high four tackles, including a 10-yard sack of Steve Young in a 24-21 victory over the 49ers (12/20) ... Two of his three tackles at Jacksonville (1/3/99) were sacks of Mark Brunell ... They were the only two sacks by the Patriots in the play-off game.

College

Spire showed his versatility during his collegiate career at Florida State, moving from linebacker to nose guard to defensive end ... He was a four-year letterman (1994-97) and totaled 115 tackles (59 solos), including 18 career sacks for the Seminoles ... Played in three bowl games in his final three years — an Orange Bowl and two Sugar Bowls. **1997 (Senior):** Started eight of nine games, including the last seven games of the season at right defensive end ... Missed the first three games of the season while recovering from a fractured fibula ... Compiled 32 tackles (17 solo), including 10 sacks and 14 tackles for losses, and caused two fumbles to earn second-team All-Atlantic Coast Conference honors ... His 10 sacks ranked second in the ACC ... Wreaked havoc against North Carolina with a four-sack effort — one shy of the school record and third-highest single-

game total in Florida State history. **1996**

(Junior): Appeared in 11 games as a reserve defensive end, but did not start ... Finished the season with 35 tackles (20 solos), including seven sacks

and nine tackles for losses ... Posted a season-high six tackles and a sack in games vs. Clemson and Florida ...

Recorded a season-high 1.5 sacks in a 34-16 victory over Miami. **1995 (Sophomore):** Appeared in 11 games as a reserved defensive tackle and finished the year with a career-high 42 tackles (20 solo) ... Credited with five tackles for losses, a sack and two pass deflections ... Opened the season with five tackles, including three for losses and a sack vs. Duke ... Delivered a season-high seven tackles, including two for losses, and deflected a pass vs. Wake Forest. **1994 (Freshman):** Recorded six tackles in five

games of spot duty as a reserve nose guard. **1993 (Red-shirt):** Recruited to FSU after earning All-American prep honors as a linebacker, but made the transition to defensive line during his redshirt season.

Personal

Gregory Tyrone Spire was born Aug. 12, 1974 in Mariana, Fla. ... He attended Mariner High School in Cape Coral, Fla., where he earned All-American acclaim as a linebacker and fullback as a senior in 1992 ... Earned District Player of the Year and was a *Blue Chip Illustrated* All-Region selection after rushing for over 900 yards as a senior ... Blocked three punts and averaged 11 tackles per game during his four-year high school career ... Greg and his wife, Dara, reside in Quincy, Mass.

SINGLE-GAME CAREER HIGHS

Regular Season

Tackles:	4 vs. San Francisco (12/20/98)
Sacks:	1 vs. San Francisco (12/20/98)
	1 vs. Buffalo (11/29/98)
	1 vs. Kansas City (10/11/98)
Passes Def.:	3 vs. Atlanta (11/8/98)

Postseason

Tackles:	3 at Jacksonville (1/3/99)
Sacks:	2 at Jacksonville (1/3/99)

GREG SPIRES

Pos: DE Ht: 6-1 Wt: 265 Year: 2nd Acc: D3b(83rd)'98 College: Florida State Born: 8/12/74 Contract: '00

Regular Season			Tackles					Interceptions			Miscellaneous			Postseason Statistics									
Year	Team	G/S	TT	UT	A	S	Yds	No	Yds	PD	FF	FR	SpT	G/S	TT	UT	A	S	Yds	Int	Yds	PD	FF
1998	Patriots	15/1	22	17	5	3	26	0	0	3	0	0	0	1/0	3	3	0	2	13	0	0	0	0



SHAWN STUCKEY

LINEBACKER



HEIGHT: 6-0 **WEIGHT:** 230
YEAR: 2ND YEAR **YEAR/PATS:** 2ND YEAR
ACQUIRED: FA-'98
SCHOOL: TROY STATE **MAJOR:** MARKETING
BORN: OCT. 22, 1975 IN DALEVILLE, ALA.



Career Transactions

Originally signed as a rookie free agent with the Minnesota Vikings (5/4/98) but was waived (8/24/98) ... signed by the Patriots on Sept. 10, 1998 and placed on the team's practice squad ... Waived (10/15/98), but re-signed to the practice squad (11/4/98) ... Activated off the practice squad (11/13/98) to the 53-man roster.

Seasonal Reviews

1998 (6/0, 1/0): Participated in six regular season and one playoff game for the Patriots, seeing exclusive action on special teams ... Spent five of the first 10 weeks of the season on the Patriots' practice squad ... Activated off the practice squad to the 53-man roster on Nov. 13, 1998 ... Made his NFL debut at Buffalo (11/15) recorded a special teams tackle and recovered a Lonnie Johnson fumble on a kick return at the Bills 22-yard line ... Finished the season with five special teams tackles, including two in a game vs. Buffalo (11/29), and one in the playoffs at Jacksonville (1/3/99).

NOTES

- ★ Shawn led Troy State to the semi-finals of the 1996 NCAA Division I-AA tournament. They also won their first conference title in school history.
- ★ Shawn's high school Daleville (Ala.) High, won the 4A State Championship in 1992 and finished as the runner up in 1993. They totaled a 28-2 record over that two-year span.

finished second with 248.5 total yards per game during the 1997 season ... Voted first team All-Southland Football League ... Finished third on the team with 78 tackles and second with nine tackles for losses ... Added 2.5 sacks, one forced fumble and one fumble recovery. **1996:** Earned second team All-Southland Football League honors in his first year at Troy State ... Troy State advanced to the NCAA Division I-AA semi-

finals and claimed the schools first conference title ... Notched 62 tackles (41 solo), including five tackles for losses ... Also recovered a fumble and intercepted a pass, which he returned 17 yards. **1995:** Started seven games and recorded 51 tackles, two tackles for losses and a fumble recovery at Vanderbilt. **1994:** Recorded six tackles while seeing limited action as a true freshman.

Personal

Shawn Stuckey was born Oct. 22, 1975 in Daleville, Ala. ... Led Daleville (Ala.) High to a 28-2 record during his final two seasons and won the 4A State Championship in 1992 and finished as the runner up in 1993 ... Voted team captain by his teammates

and conference player of the year as a senior ... Two-time first-team all-state selection and listed as one of the top 24 players in Alabama by the *Birmingham News* ... He also rushed for 450 yards and six touchdowns as a senior and caught 18 passes for 220 yards and three touchdowns while playing tight end as a junior.

College

Stuckey played two years at Vanderbilt (1994-95) before transferring to Troy State (1996-97). **1997:** Part of Troy State defense which led the All-Southland Football League with only 96.2 rushing yards allowed and



CHRIS SULLIVAN

DEFENSIVE END



HEIGHT: 6-4 **WEIGHT:** 285
YEAR: 4TH **YRS/PAT:** 4TH
ACQUIRED: D4b (119TH) '96
SCHOOL: BOSTON COLLEGE **MAJOR:** SOCIOLOGY
BORN: MARCH 14, 1973 NORTH ATTLEBORO, MA



Career Transactions

Chris Sullivan was drafted by the Patriots in the fourth round (119th overall), the second of three fourth round picks by the Patriots in the 1996 NFL draft ... The selection was acquired from Detroit along with a third round pick (Tedy Bruschi) and a sixth round pick (Marrio Grier) in exchange for New England's third round pick (76th overall) ... Signed with the Patriots July 12, 1997.

Career Highlights

(GP/GS: 47/20; 6/2)

- ★ Sullivan has started 22 games at three different positions over the past two season. He has started 12, including two playoff games, at left defensive end, nine at the elephant position and one at nose tackle.
- ★ He established a career-high with 40 tackles during the 1998 season, including his first two quarterback sacks.
- ★ Sullivan made his NFL starting debut in the 1997 season opener vs. San Diego (8/31), filling in at right defensive end for Willie McGinest, who missed the game due to injury.
- ★ Made his NFL debut in the 1996 season opener at Miami (9/1) on the kick-off return wedgeteam. He helped spring KR David Meggett for returns of 54 and 41 yards in that game.

NOTES

- ★ Chris is a native of North Attleboro, Mass., located just nine miles south of Foxboro Stadium.
- ★ Chris was the captain of his football, basketball and track teams in high school.
- ★ Chris played for Tom Coughlin and Dan Henning while at Boston College and graduated with a bachelor's degree in sociology in four years.

Seasonal Reviews

1998 (15/10, 1/0): Started 10 of 15 regular season games along the Patriots defensive line ... Proved to be a valuable asset, filling in at three of the four positions along the line, including six starts at right defensive end (elephant), three starts at left defensive end and one start at defensive tackle ... Finished the season with 40 total tackles (29 solo), including a pair of sacks, and five passes defended ... His 40 tackles ranked 12th on the team ... Added two special teams tackles ... Returned two squib kicks during the year for 14 yards (7.0 avg.) ... Saw limited playing time in each of the first three games ... Made his first start of the season at left defensive end when he replaced an injured Ferric Collons at New Orleans (10/4) and recorded four tackles, including his first career sack on Saints quarterback Danny Wuerffel ... Started the following week, contributing to a 40-10 blowout over Kansas City (10/11) ... Returned to a reserve role in the next two games before stepping into the starting lineup at right defensive end (elephant) at Indianapolis (11/1), replacing both Willie McGinest and Brandon Mitchell, who were each sidelined by injuries ... Returned to the left defensive end the following week vs. Atlanta (11/8) and recorded six solo tackles ... Made his first start of the season at defensive tackle, filling in for Henry Thomas, who was moved to nose tackle to replace an injured Chad Eaton at Buffalo (11/15) ... Sullivan finished the game with a career-high seven total tackles



(6 solo) ... Returned to right defensive end the following week vs. Miami (11/23) and started each of the next five games ... Recorded six tackles and two passes defended in a come-from-behind victory over Buffalo (11/29) ... Missed the season finale at the New York Jets (12/27) when he was listed among the inactive due to a knee injury ... Returned for the Patriots playoff game at Jacksonville (1/3/99), but saw very limited playing time and did not record a defensive tackle.

1997 (16/10, 2/2): Started 10 of 16 regular season games and both playoff games for the Patriots ... Made his first three starts at right defensive ... Started the last seven games of the regular season and both playoff games at left defensive end ... Credited with 25 total tackles (16 solos) and a pair of passes defended ... Made his NFL starting debut in the season opener vs. San Diego (8/31), filling in at right defensive end for Willie McGinest ... Stated again the following week at Indianapolis (9/7) and contributed a pair of tackles in a 31-

6 victory ... Saw limited time in reserve the next three weeks, but returned to the starting lineup at right defensive end vs.

Buffalo (10/12) ...

Replaced left defensive end Ferric Collins, who was placed on injured reserve due to a shoulder injury ... Recorded a career-high six

tackles (five solos) vs. Pittsburgh (12/13) ... Started both playoff games at left defensive end and finished the postseason with a pair of tack-

les.

1996 (16/0, 3/0): Sullivan played in every game during his rookie campaign, but did not start ... Played almost exclusively on the Patriots' kickoff return team in the "wedge" and in short-yardage situations ... Totaled three tackles and recovered one fumble on special teams ... Made his NFL debut in the season opener at Miami (9/1) and helped spring KR David Meggett for returns of 54 and 41 yards ... Made his first career defensive tackle vs. Arizona (9/15) ... Replaced an injured Willie McGinest at defensive end at Baltimore (10/6) ... Recovered a fumble by Meggett on a punt return to set up an Adam Vinatieri 44-yard field goal at Indianapolis (10/20) ... Recorded solo tackles vs. Buffalo (10/27) and vs. Denver (11/17) ... Made his first special teams tackle in the Patriots' divisional playoff victory over Pittsburgh (1/5/97).

College

Sullivan started 48 consecutive games at Boston College (1991-95) and totaled 262 tackles and 14 sacks for the Eagles ... Posted 33 tackles for losses of 56 yards.

1995: Earned all-conference honors from his weakside defensive tackle position ... Finished third on the team with 74 tackles (56 solos), including two sacks (-11 yards) and 11 tackles for losses. **1994:** Started every game at right defensive tackle ... Finished the year with 62 tackles (40 solos), including six sacks (-37 yards) and 13 tackles for losses. **1993:** Started every game at left defensive tackle and totaled 61 tackles and four sacks for a loss of 12 yards. **1992:** Started every game at right defensive tackle as a redshirt freshman ... Slowed by a neck burner in the fall drills, but did not miss any action ... Recorded 52 tackles including a sack and a couple of tackles for losses. **1991:** Redshirted as a true freshman.

Personal

Christopher Patrick Sullivan was born the son of Robert and Linda Sullivan on March 14, 1973 in North Attleboro, Mass. ... He attended North Attleboro High, where he lettered in football as a tight end and defensive end ... Caught 22 passes for 552 yards and three touchdowns as a senior, but dominated along the defensive line to earn all-Hockomock league honors after his junior and senior seasons ... Served as team captain in football, basketball.



**CHRIS SULLIVAN**

Pos: DE Ht: 6-4 Wt: 285 Year: 4th Acq: D4b (119th) '96 College: Boston College Born: 3/14/73 Contract: '99

Regular Season			Tackles					Interceptions			Misc.			Postseason Statistics										
Year	Team	G/S	TT	UT	A	S	Yds	No	Yds	PD	FF	FR	SpT	G/S	TT	UT	A	S	Yds	Int	Yds	PD	SpT	
1996	Patriots	16/0	3	3	0	0	0	0	0	0	0	0	0	3/0	0	0	0	0	0	0	0	0	1	
1997	Patriots	16/10	25	16	9	0	0	0	0	2	0	0	0	2/2	2	0	2	0	0	0	0	0	0	
1998	Patriots	15/10	40	29	11	2	4	0	0	5	0	0	2	1/0	0	0	0	0	0	0	0	0	0	
Totals - 3 years			47/20	68	48	20	2	4	0	0	7	0	0	2	6/2	2	0	2	0	0	0	0	0	1

Special Teams Fumbles Recovered- 1996 (1)

SULLIVAN'S CAREER GAME-BY-GAME

1996	Opponent	P/S	TT	UT	A	S/Y	I	/Y	PD	FF	FR	W/L	Score	1998	Opponent	P/S	TT	UT	A	S/Y	I	/Y	PD	FF	FR	W/L	Score	
09/15	Arizona	p	1	1	-	-	-	-	-	-	-	W	31-0	09/07	at Denver	p	0	0	0	-	-	-	-	-	-	-	L	21-29
10/27	Buffalo	p	1	1	-	-	-	-	-	-	-	W	28-25	09/13	Indianapolis	p	1	1	0	-	-	-	-	-	-	-	W	29-6
11/17	Denver	p	1	1	-	-	-	-	-	-	-	L	8-34	09/20	Tennessee	p	1	0	1	-	-	-	-	-	-	-	W	27-16
1996 Season	16/0	3	3	0	0	0	0	0	0	0	0	0	11-5	10/04	at New Orleans	S	4	3	1	3	-	-	-	-	-	-	W	30-27
1996 Postseason	3/0	0	0	0	0	0	0	0	0	0	0	0	2-1	10/11	Kansas City	S	2	1	1	-	-	-	-	-	-	-	W	40-10
10/19	NY Jets	p	2	1	1	1	1	-	-	-	-	L	14-24															
10/25	at Miami	p	2	1	1	-	-	-	-	-	-	L	9-12															
11/01	at Indianapolis	S	1	1	0	-	-	-	-	-	-	W	21-16															
11/08	Atlanta	S	6	6	0	-	-	-	-	-	-	L	10-41															
11/15	at Buffalo	S	7	6	1	-	-	-	-	-	-	L	10-13															
11/23	Miami	S	1	1	0	-	-	-	-	-	-	W	26-23															
11/29	Buffalo	S	6	5	1	-	-	-	-	-	-	W	25-21															
12/06	at Pittsburgh	S	3	2	1	-	-	-	-	-	-	W	23-9															
12/13	at St. Louis	S	4	1	3	-	-	-	-	-	-	L	18-32															
12/20	San Francisco	S	0	0	0	-	-	-	-	-	-	W	24-21															
12/27	at New York Jets											L	10-31															
1998 Season	16/10	40	29	11	2	4	0	0	5	0	0	9-7																
01/03	at Jacksonville	p	0	0	0	-	-	-	-	-	-	L	10-25															
1998 Postseason	1/0	0	0	0	0	0	0	0	0	0	0	0-1																

SINGLE-GAME CAREER HIGHS

Regular Season
Tackles- 7 at Buffalo (11/15/98)
Solo Tackles- 6 (twice) most recently at

SINGLE-GAME CAREER HIGHS**Regular Season**

Tackles- 7 at Buffalo (11/15/98)

Solo Tackles- 6 (twice) most recently at Buffalo 11/15/98

Assists- 3 at St. Louis 12/13/98



HENRY THOMAS

DEFENSIVE TACKLE

**HEIGHT: 6-2****WEIGHT: 277****YEAR: 13TH****YRS/PAT: 3RD****ACQUIRED: FA '97****SCHOOL: LOUISIANA STATE MAJOR: COMMUNICATIONS****BORN: JAN. 12, 1965 HOUSTON, TX****PRO BOWL '91, '92**

Career Transactions

Henry Thomas signed with the Patriots as a veteran free agent on June 12, 1997 ... He was originally drafted by the Minnesota Vikings in the third round (72nd overall) of the 1987 NFL draft ... Signed by the Vikings (7/14/87) ... Designated by the Vikings as a transition player (2/25/93) ... Designated by the Vikings as their franchise player (2/15/94) ... Franchise designation removed (2/15/95) ... Signed by the Detroit Lions (2/27/95) ... Released by Detroit (5/25/97) and signed by New England on (6/12/97) ... Re-signed with the Patriots (2/16/99).

Career Highlights

(GP/GS: 181/179; 13/12)

- ★ Thomas led the Patriots with 6.5 sacks in 1998 to become the first interior defensive lineman to lead the team in sacks in 29 years. The last defensive tackle to lead the team in sacks was AFL great Houston Antwine in 1969.
- ★ In 1997, Thomas had seven sacks, which was the most by a Patriots' defensive tackle since Ray Hamilton had seven in 1973.
- ★ Thomas was selected to play in two consecutive Pro Bowls (1991-92).
- ★ Thomas has scored three touchdowns during his career. His first two were fumble recoveries returned for touchdowns. His first was a 2-yard return in 1988. His second came on a 27-yard return in 1989. Last year, he scored his first touchdown on an interception return, returning a Danny Weurffel pass 24 yards for score.
- ★ Forced and recovered a fumble when he sacked Stan Humphries in the 1997 season opener vs. San Diego (8/31).

NOTES

- ★ Henry owns two Harley-Davidsons, including one which he oversaw the entire assembly.
- ★ Henry is a Football Pro Bowler who also enjoys bowling. He has been in a number of bowling leagues during his career.
- ★ Henry's father, Henry Sr., owned and operated a barbecue restaurant in Houston for 17 years.
- ★ Thomas' seven sacks for the Patriots in 1997 were the most by a Patriots defensive tackle since Ray Hamilton had 8 in 1980.

- ★ In 1996 with the Lions, he consistently drew double-teams but managed six sacks. His presence freed up teammates Robert Porcher and Luther Elliss, who each recorded career-high sack totals.
- ★ Posted a career-high and led the Lions with 10.5 sacks in 1995, the most by a Detroit defender since Mike Cofer's had 12 in 1988. That year, he also blocked two field goal attempts and earned defensive MVP honors.
- ★ At Minnesota, Thomas combined with Keith Millard for 27 sacks in 1989, the highest total by a defensive tackle tandem since the NFL started recording sack totals in 1982.
- ★ In 1993, he and John Randle combined for 21.5 sacks, tied for second place on that list.
- ★ In 13 NFL seasons, he has totaled 932 tackles (653 solos), including 86 career sacks. He has also intercepted three passes, including one last season, and forced 19 fumbles while registering 13 career fumble recoveries.
- ★ His 56 sacks as a Viking ranks second among defensive tackles.
- ★ The Vikings had made Thomas one of two transition players in 1993 and a year later designated him as their franchise player - a year later, the designation was removed and Thomas signed with the Detroit Lions.
- ★ He was named to the All-NFC team in 1990 and earned second-team All-Pro honors in 1993.
- ★ As a rookie in 1987, he started every game for the Vikings — preseason, regular season and postseason — and earned All-Rookie team honors from UPI and *Football Digest*.



Seasonal Reviews

1998 (16/15, 1/1): Started 15 of 16 regular season games, including 14 at defensive tackle and one at nose tackle, and one playoff game for the Patriots in 1998 ... Finished the season with a seven-year personal high of 75 tackles, tied for sixth on the team ... Led the team with 6.5 sacks for 48 yards, the first defensive tackle to lead the team since Houston Antwine led the team with five sacks in 1969 ... Forced two fumbles and recovered another ... Intercepted his first pass in 10 years and returned it 24 yards for a touchdown – the third of his career ... Recorded 1.5 sacks in a 27-16 victory over Tennessee (9/20) ... Made four solo tackles the following game at New Orleans (10/4) and intercepted a Danny Wuerffel pass and returned it 24 yards, bouncing off multiple would-be tacklers, to score his first touchdown since 1989 ... Registered four tackles and recovered a Donnell Bennett fumble at the Kansas City 40-yard line in a lopsided 40-10 victory over the Chiefs (10/11) ... The turnover led to a Patriots touchdown ... Helped limit the Chiefs to just nine first downs and only 14 yards on 11 carries, the second-best defensive effort in franchise history ... Recorded a sack and forced a fumble at Miami (10/25) ... Posted a season-high with 10 tackles (6 solo) when he replaced Chad Eaton at nose tackle at Buffalo (11/15) ... Matched his season-high with 10 tackles, including a career-high three sacks, and forced his second fumble of the season at St. Louis (12/13) ... The fumble came on a Steve Bono sack, which was recovered by Chad Eaton and led to a Patriots' touchdown ... Credited with his final sack of the season the following week when he hit Steve Young

for a 5-yard loss in a 24-21 victory over San Francisco

(12/20) ... Appeared

in his 13th

career

playoff

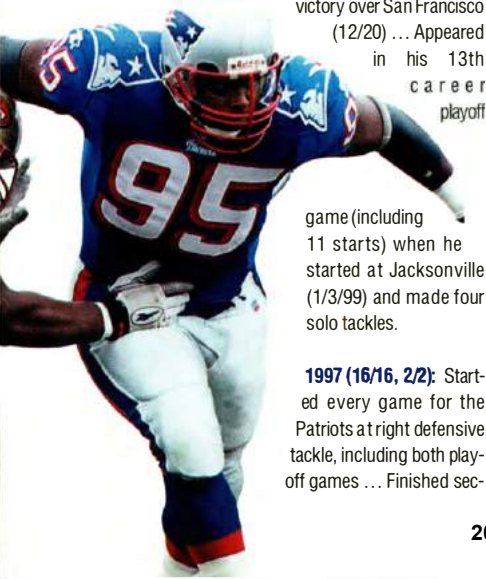
game (including 11 starts) when he started at Jacksonville (1/3/99) and made four solo tackles.

1997 (16/16, 2/2): Started every game for the Patriots at right defensive tackle, including both playoff games ... Finished sec-

ond on the team with seven quarterback sacks- the most by a defensive tackle in 24 years (Ray Hamilton had seven in 1973) ... Led all defensive linemen and finished eighth on the team with 69 total tackles ... The 69 stops were the most since he recorded 69 tackles in 1992 for the Minnesota Vikings ... Credited with one pass deflection and two forced fumbles ... Recorded his first sack of the season in the season opener vs. San Diego (8/31) ... Forced a fumble on his sack, which he recovered ... The turnover led to a second quarter field goal ... Recorded a season-high with nine tackles, including a pair of sacks vs. Chicago (9/21) ... Forced his second fumble of the season ... Knocked the Broncos out of field goal range when he sacked John Elway at Denver (10/6) - his fourth sack in five games ... Selected defensive team captain at the Jets (10/19) and responded with five tackles ... Credited with eight tackles at Minnesota (11/2) ... Logged his fifth sack of the season at Buffalo (11/9) ... Posted a pair of sacks in a 20-17 victory over Indianapolis (11/30) ... Sustained a knee injury in the first round playoff game vs. Miami (12/28), but returned to the game ... Combined for 10 tackles in two postseason games, with six stops at Pittsburgh (1/3/98).

1996 (15/15 - Detroit): Started the first 15 games of the season, but missed the season finale due to a nagging groin injury ... Recorded four sacks in the first six games of the season, but was limited in the second half of the season due to a pulled groin muscle ... He consistently drew double-teams, freeing up teammates Robert Porcher and Luther Elliss, who each recorded career-high sack totals ... Ranked third on the team with six sacks ... Missed most of the team's practices during the final two months of the season due to his injury ... Recorded two sacks in the season opener at Minnesota (9/1), totaling five tackles and a forced fumble in the game ... Posted five tackles and recovered a second quarter fumble vs. Tampa Bay (9/8) ... Stopped a drive with a fourth-down sack vs. the Bears (9/22) deep in Lions territory ... Posted his fourth sack of the season vs. Atlanta (10/6) ... Caused a fumble and made his fifth sack of the season at San Diego (11/11) ... Tied a season-high with six tackles and a sack vs. Green Bay (12/15) ... Was listed among the Lions inactive for the season finale at San Francisco (12/23).

1995 (16/16, 1/1 - Detroit): Started every game for the Lions and was voted the team's defensive MVP ... Posted a career-high and led the team with 10.5 sacks, the most by a Lions defender since Mike Cofer's 12 in 1988 ... He finished the year with 68 total tackles, which led all Lion linemen and blocked two field goals ... He registered his





first sack of the season vs. Arizona (9/25) ... Posted his second sack and led the team with eight tackles vs. Cleveland (10/8) ... Registered seven tackles, including a sack, at Green Bay (10/15) ... Collected a sack for the third consecutive week and totaled four stops at Washington (10/22) ... Blocked a field goal and registered an 8-yard sack at Atlanta (11/5) ... Logged his first multiple sack game of the season with 1.5 sacks and five tackles vs. Tampa Bay (11/12) ... Led the team with seven stops, including four at or behind the line of scrimmage and blocked his second field goal attempt of the season at Chicago (11/19) ... Made three tackles and forced a fumble on Thanksgiving vs. the Vikings (11/23) ... Recovered a fumble and recorded six hits at Houston (12/10) ... Made one sack vs. Jacksonville ... Made three tackles, including a sack in the regular season finale at Tampa Bay (12/23) ... Recorded the Lions' only sack in the playoff game at Philadelphia (12/30).

1994 (16/16, 1/1 - Minnesota): Started every game and led the Vikings defensive linemen with 65 tackles ... Ranked second on the team with 8.5 tackles for loss ... Combined with John Randle for 20.5 sacks, more than any tackle tandem in the NFL in 1994 ... Totaled a season-high with seven tackles, including a sack vs. Detroit (9/11) ... Made two tackles with one sack at Chicago (9/18), extending his consecutive game sack streak to four games ... Recorded five tackles, including a sack at the Giants (10/10) ... Forced one fumble, recovered another and totaled five tackles, including a sack at Tampa Bay (10/30) ... Forced a fumble and recorded five tackles, one for loss, vs. the Jets (11/20) ... Posted a season-high with 2.5 sacks vs. Tampa Bay (11/27) ... Had one sack and three tackles vs. Buffalo (12/11) ... Made three stops, including a sack in the season finale vs. San Francisco (12/26) ... Recovered a fumble, knocked down a pass and made two tackles in a playoff game vs. Chicago (1/1/95).

1993 (13/13, 1/0 - Minnesota): Started 13 games and was earned second-team All-Pro recognition by *Associated Press* and the *Football News* ... Credited with nine sacks, despite missing the final three games of the season with an ankle injury ... Had a streak of 72 consecutive games played snapped due to the injury ... Finished

the year ranked seventh on the team with 66 tackles ... Tied the team lead with three forced fumbles ... Led the team with 13 tackles vs. San Diego (11/7) ... Listed among the inactives for the final three games of the season due to the ankle injury, but returned to action in the playoff game at the Giants (1/9/94) and reported seven tackles.

1992 (16/16, 1/1 - Minnesota): Started every game for the Vikings and was selected to his second consecutive Pro Bowl ... Also earned All-Pro honors from *College and Pro Football Newsweekly* ... Finished the season with 69 tackles and six sacks, both ranked fourth on the team ... Turned in his best performance of the season vs. Green Bay when he made 10 stops and one sack ... Posted five stops in a playoff contest vs. Washington (1/2/93).

1991 (16/15 - Minnesota): Selected to his first Pro Bowl after totaling 100 tackles (61 solos) and eight sacks ... His eight sacks ranked second on the team ... He had his best game of the season vs. New England (10/20) when he recorded 14 tackles, including three sacks ... He did not start vs. Green Bay (11/17), the only regular season game that he played but did not start.

1990 (16/16 - Minnesota): Started every game and set a new career-high with 109 total tackles (64 solos) ... He ranked second on the team with 8.5 sacks ... Switched from left tackle to right tackle for the final 11 games of the season to replace the injured Keith Millard ... Registered nine or more tackles in five games ... Led the team with a season-high 11 tackles vs. New Orleans (9/16) ... Tied that mark with 11 tackles vs. Tampa Bay (9/30) ... Led the team in solo tackles with six vs. Green Bay (12/2).

1989 (14/14, 1/1 - Minnesota): Totaled 94 tackles, including nine sacks, despite missing two games due to a knee injury ... Scored the second touchdown of his career on a

27-yard fumble return vs. Pittsburgh ... Recorded an 8-yard sack against the Steelers before being sidelined with a knee injury ... Missed the next two games, vs. Tampa Bay (10/1) and Detroit (10/8), due to injury ... Led the team with eight tackles, including a pair of sacks and recovered a fumble vs. Philadelphia (11/19) ... Posted a pair of sacks,

SINGLE-GAME CAREER HIGHS

Regular Season

Tackles:	14 vs. New England (10/20/91)
Sacks:	3 at St. Louis (12/13/98)
Interceptions:	1 at New Orleans (10/4/98) vs. Green Bay (10/16/88) vs. L.A. Raiders (11/8/87)
Touchdowns:	1 (24-yd Int.) at New Orleans (10/4/98) (27-yd FR) at Pittsburgh (9/24/89) (2-yd FR) vs. Dallas (11/13/88)
Blocked FGs:	1 at Chicago (11/19/95) 1 at Atlanta (11/5/95)



recovered a fumble and made five tackles in the season finale vs. Cincinnati (12/25) ... Started the playoff game at San Francisco (1/6/90) and made two solo stops.

1988 (15/15, 2/1 - Minnesota): Earned honorable mention All-Pro recognition from *Associated Press* after totaling 80 tackles (fifth on the team) ... His six sacks ranked third on the team ... Led the team with seven stops and forced a fumble vs. Miami (10/2/88) ... Made the second interception of his career vs. Green Bay (10/16), tying the Vikings' career record for interceptions by a defensive lineman ... Scored his first career touchdown with a 2-yard fumble recovery and return vs. Dallas (11/13) ... Accounted for eight tackles vs. New Orleans (12/4) ... Made nine stops vs. Green Bay (12/11) ... Had the Vikings' only sack and forced a fumble in the playoff game at San Francisco (1/1/89).

1987 (12/12, 3/3 - Minnesota): Started every game, including preseason, regular season and postseason as a rookie and was named to the All-Rookie teams by UPI and Football Digest ... Led the defensive linemen and finished fourth on the team with 81 tackles ... Led the team in tackles in three games; vs. Denver (10/25), Dallas (11/26) and Green Bay (12/13/87) ... Intercepted the first pass of his career vs. the Raiders (11/8) ... Recovered a fumble vs. Detroit (12/20) ... Recorded a sack in a playoff win over San Francisco (1/9/88) ... Started the NFC Championship Game vs. Washington (1/17/89).

College

Thomas was a four-year letterman at Louisiana State (1983-86) ... He earned first-team All-Southeastern Conference and All-American honorable mention by the Associated Press as a senior ... Played defensive end and tackle and finished second on the team with 83 tackles, with three sacks, one forced fumble and one fumble recovery as a senior ... He earned MVP honors in the 1987 Sugar Bowl ... Led the defensive line with 56 tackles as a junior ... Named defensive player of the week when he blocked two field goal attempts vs. Notre Dame his junior year ... Started at nose guard his sophomore year until a knee injury sidelined him for the season ... Saw limited playing time in reserve as a freshman.

Personal

Henry Lee Thomas, Jr. was born Jan. 12, 1965 in Houston, Texas ... He attended Eisenhower High in Houston where he was a two-time all-city and all-district defensive tackle and tight end ... He also lettered in track, competing in the discus and shot put ... While in Detroit, he donated \$200 for each sack to the Pontiac Police Athletic League ... He has generously donated time and resources to the American Heart Association and the Diabetes Association ... His hobbies include boating and fishing ... Henry's oldest daughter, Natasha, is now 12 ... Henry and his wife, Eyvonne, also have two daughters, Sydney and Peyton.

HENRY THOMAS

Pos: DT Ht: 6-2 Wt: 277 Year: 13th Acq: UFA '97 College: Louisiana State Born: 1/12/65 Contract: '01

Regular Season			Tackles				Interceptions			Misc.			Scoring			Playoff Statistics									
Year	Team	G/S	TT	UT	A	Sk	I-Yd	TD	PD	FF	FR	TD	Sfty	TD	Pts	G/S	TT	UT	A	S-Yd	Int	PD	FF	FR	TD
1987	Vikings	12/12	81	56	25	2.5	1-0	0	1	0	1	0	0	0	0	3/3	7	7	0	1-1	0	0	0	0	0
1988	Vikings	15/15	80	53	27	6.0	1-7	0	1	4	1	1	0	1	6	2/1	9	6	3	1-6	0	0	0	1	0
1989	Vikings	14/14	94	68	26	9.0	0-0	0	0	3	3	1	0	1	6	1/1	2	2	0	0-0	0	0	0	0	0
1990	Vikings	16/16	109	64	45	8.5	0-0	0	0	1	1	0	0	0	0	-	-	-	-	-	-	-	-	-	-
1991	Vikings	16/15	100	61	39	8.0	0-0	0	0	0	1	0	0	0	0	-	-	-	-	-	-	-	-	-	-
1992	Vikings	16/16	69	50	19	6.0	0-0	0	0	0	0	0	0	0	0	1/1	5	4	1	0-0	0	0	0	0	0
1993	Vikings	13/13	66	60	6	9.0	0-0	0	1	1	0	0	1	0	2	1/0	7	5	2	0-0	0	0	0	0	0
1994	Vikings	16/16	65	59	6	7.0	0-0	0	2	2	1	0	0	0	0	1/1	2	2	0	0-0	0	1	0	1	0
1995	Lions	16/16	68	45	23	10.5	0-0	0	0	2	2	0	0	0	0	1/1	2	2	0	1-7	0	0	0	0	0
1996	Lions	15/15	56	38	18	6.0	0-0	0	0	2	1	0	0	0	0	-	-	-	-	-	-	-	-	-	-
1997	Patriots	16/16	69	44	25	7.0	0-0	0	1	2	1	0	0	0	0	2/2	10	6	4	0-0	0	0	0	0	0
1998	Patriots	16/15	75	55	20	6.5	1-24	1	2	2	1	0	0	1	6	1/1	4	4	0	0-0	0	1	0	0	0
Totals - 12 yrs		181/179	932	653	279	86.0	3-31	1	8	19	13	2	1	3	20	13/12	48	38	10	3-14	0	2	0	2	0

Additional Regular Season Statistics: Blocked Kicks — 1995 (2 Field Goal Attempts)



THOMAS' PATRIOTS GAME-BY-GAME

1997	Opponent	G	TT	UT	A	S-Yd	I-Yd	PD	FF	FR	W/L	Score	1998	Opponent	G	TT	UT	A	S-Yds	I-Yds	PDF	FF	FR	W/L	Score	
08/31	San Diego	S	3	2	1	1-11	-	-	-	1	1	W	41-7	09/07	at Denver	S	3	3	0	-	-	-	-	-	L	21-27
09/07	at Indianapolis	S	3	2	1	-	-	-	-	-	-	W	31-6	09/13	Indianapolis	S	6	4	2	-	-	-	-	-	W	29-6
09/14	N.Y. Jets*	S	4	4	0	-	-	-	-	-	-	W	27-24	09/20	Tennessee	S	4	2	2	1.5-7	-	-	-	-	W	27-16
09/21	Chicago	S	9	7	2	2-8	-	-	-	1	-	W	31-3	10/04	at New Orleans	S	4	4	0	-	1-24	1	-	-	W	30-27
10/06	at Denver	S	5	2	3	1-8	-	-	-	-	-	L	13-34	10/11	Kansas City	S	4	3	1	-	-	-	-	1	W	40-10
10/12	Buffalo	S	5	4	1	-	-	-	-	1	-	W	33-6	10/19	New York Jets	S	5	3	2	-	-	-	-	-	L	14-24
10/19	at New York Jets	S	5	2	3	-	-	-	-	-	-	L	19-24	10/25	at Miami	S	4	3	1	1-6-0	-	-	1	-	L	9-12
10/27	Green Bay	S	3	3	0	-	-	-	-	-	-	L	10-28	11/01	at Indianapolis	S	2	1	1	-	-	-	-	-	W	21-16
11/02	at Minnesota	S	8	5	3	-	-	-	-	-	-	L	18-23	11/08	Atlanta	p	1	1	0	-	-	-	-	-	L	10-41
11/09	at Buffalo	S	2	2	0	1-0	-	-	-	-	-	W	31-10	11/15	at Buffalo	S	10	6	4	-	-	-	-	-	L	10-13
11/16	at Tampa Bay	S	5	2	3	-	-	-	-	-	-	L	7-27	11/23	Miami	S	5	3	2	-	-	-	-	-	W	26-23
11/23	Miami	S	3	1	2	-	-	-	-	-	-	W	27-24	11/29	Buffalo	S	6	3	3	-	-	1	-	-	W	25-21
11/30	Indianapolis	S	4	3	1	2-13	-	-	-	-	-	W	20-17	12/06	at Pittsburgh	S	4	4	0	-	-	-	-	-	W	23-9
12/07	at Jacksonville	S	0	0	0	-	-	-	-	-	-	W	26-20	12/13	at St. Louis	S	10	9	1	3-30	-	-	1	-	L	18-32
12/13	Pittsburgh*	S	6	4	2	-	-	-	-	-	-	L	21-24	12/20	San Francisco	S	7	6	1	1-5	-	-	-	-	W	24-21
12/22	at Miami	S	4	1	3	-	-	-	-	-	-	W	14-12	12/27	at New York Jets	S	0	0	0	-	-	-	-	-	L	10-31
1997 Totals		16/16	69	44	25	7-40	0-0	1	2	1	10-6		1998 Totals		16/15	75	55	20	6.5-48	1-24	2	2	1			
12/28	Miami	S	4	3	1	-	-	-	-	-	-	W	17-3	01/03	at Jacksonville	S	4	4	0	-	-	-	1	-	L	10-25
01/03	at Pittsburgh	S	6	3	3	-	-	-	-	-	-	L	6-7													
1997 Postseason		2/2	10	6	4	0-0	0-0	0	0	0	1-1															

ADAM VINATIERI

KICKER



HEIGHT: 6-0 WEIGHT: 200
 YEAR: 4TH YRS/PAT: 4TH
 ACQUIRED: FA '96 SCHOOL: SOUTH DAKOTA STATE
 MAJOR: FITNESS & WELLNESS
 BORN: DEC. 28, 1972 YANKTOWN, SD



Career Transactions

Adam Vinatieri signed with the Patriots as a rookie free agent on June 28, 1996 ... He originally signed with the Amsterdam Admirals of the World League in the spring of 1996 ... Re-signed by the Patriots (7/19/98) ... Re-signed with the Patriots (3/12/99).

Career Highlights

(GP/GS: 48/0; 6/0)

★ Vinatieri has scored 362 points in his first three seasons in the league after going undrafted and signing as a free agent in 1996. In the history of the NFL, only Denver's Jason Elam has scored more points in his first three seasons (370).

★ Vinatieri enters the 1999 season with 362 career

points, fifth among the franchise's all-time scoring leaders.

★ In the past three years, only Gary Anderson (404) and Al Del Greco (380) have scored more points than Vinatieri (362).

★ He has scored over 100 points in each of his first three seasons with the Patriots. The only other Patriots player to open his career with three consecutive 100-point seasons was placekicker Tony Franklin (1984-86).

★ Set a franchise rookie record with 120 points in 1996.

★ Set a franchise record by kicking 25 consecutive field goals without a miss over a span of two years to finish just six kicks shy of the NFL record.

★ Scored a career-high 127 points, converting 31 of 39 field goals and all 32 extra point attempts in 1998. His 31 field goals were the second-most in franchise his-



tory (Tony Franklin, 32).

- ★ Earned Miller Lite Player of the Game and Staples Star of the Game honors after converting all four field goals, including a long of 52 yards, and three PATs for 15 points in the Patriots' 33-6 victory over Buffalo (10/12/97).
- ★ While in the World League, Vinatieri showed that he had a strong leg and could double as a punter. He was signed to add depth and consistency to the Patriots' kickoff team in 1996, but ultimately displayed enough poise and promise to warrant the release of veteran placekicker Matt Bahr.
- ★ Caught Dallas' Herschel Walker from behind and made a touch-down-saving tackle as a rookie at Dallas (12/15/96).
- ★ Credited with nine special teams tackles in 1998.

Seasonal Reviews

1998 (16/0, 1/0): Played in every game for the Patriots, extending his consecutive games played streak to 48 games ... Scored a career-high 127 points, converting 31 of 39 field goals and all 32 extra point attempts ... His 31 field goals were the second-most in franchise history, only Tony Franklin, who converted 32 field goals in 1986, had more ... His 127 points ranked seventh in franchise history and was the most by a Patriot since Tony Franklin scored 140 points in 1986 ... It also ranked fifth (tied) in the league in 1998, tied for third in the AFC ... Kicked a career-long 55-yard field goal at St. Louis (12/13) ... Recorded nine special teams tackles ... He was twice voted the AFC Special Teams Player of the Week and also received AFC Special Teams Player of the Month recognition for the month of October ... Converted three field goals, including a long of 52 yards, in a 29-6 victory over Indianapolis (9/13) ... Converted a season-long streak of nine consecutive field goals, beginning with kicks of 43 and 41 yards in a 27-16 victory over Tennessee (9/20) ... Had three field goals, including the game-winning 27-yard field goal in a 30-27 victory over New Orleans (10/4) to earn AFC Special Teams Player of the Week ... Converted all four field goal attempts and all four extra point attempts in a 40-10 white-washing of the Kansas City Chiefs (10/11) ... His 16

points in that game tied a career-high ... Converted 3-of-4 field goal attempts at Miami (10/25) to close out the month of October converting 10-of-11 field goals and all nine extra point attempts for 39 total points ... The performance earned him his first AFC Special

Teams Player of the Month honors ... Scored 14 points by converting all four field goals and both extra point attempts in a come-from-behind 26-23 victory over the Miami Dolphins (11/23) to earn AFC Special Teams Player of the Week honors for the second time in 1998 ... Provided seven points in a 25-21 victory over Buffalo (11/29) ...

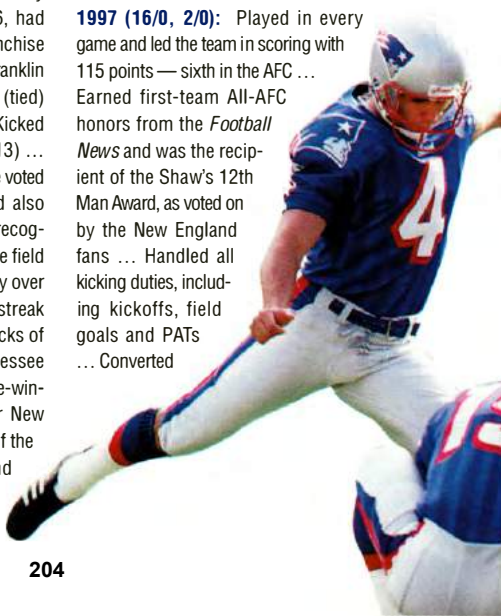
Scored 11 points, including all three field goals and both extra points in a 23-9 victory over the Steelers in Pittsburgh (12/6) ... Converted all four field goal attempts for 12 points at St. Louis (12/13) ... Kicked a 35-yard field goal with just three seconds remaining in the game to give the Patriots a 24-21 victory over San Francisco (12/20) and clinch a play-

off berth for a franchise-record third straight season ... It was his second game-winning kick of the season and the fourth of his career.

1997 (16/0, 2/0): Played in every game and led the team in scoring with 115 points — sixth in the AFC ... Earned first-team All-AFC honors from the *Football News* and was the recipient of the Shaw's 12th Man Award, as voted on by the New England fans ... Handled all kicking duties, including kickoffs, field goals and PATs ... Converted

NOTES

- ★ In 1996, Adam caught Herschel Walker from behind to make a TD-saving tackle after a 70-yard kickoff return. The possession resulted in a field goal.
- ★ Adam's brother, Chad, earned Rookie of the Year honors in trapshooting in 1996.
- ★ In college, Adam once booted a 77-yard punt.
- ★ Adam has two unique family ties. He is a cousin of daredevil Evel Knievel and great, great grandson of Felix Vinatieri — who was General Custer's bandmaster.





RECORD BOOK

25 of 29 field goals (.862) and all 40 PATS ... His 115 points ranks 10th among the Patriots' all-time leading single season scorers ... His 25 field goals ranked fifth in franchise history and were just two shy of his single season career-high ... Converted 3-of-5 field goals and a pair of extra points to lead the team with 11 points in the postseason ... Set a franchise record for the longest postseason field goal with a 46-yard kick at Pittsburgh (1/3/98) ... Opened the season with a pair of field goals and five PATs in a 41-7 victory over the Chargers (8/31) ... Set a new franchise record with his 15th consecutive field goal without a miss at Denver (10/6) ... Earned Miller Lite Player of the Game and Staples Star of the Game honors after converting all four field goals, including a career-long 52-yarder, and three PATs for 15 points in the Patriots' 33-6 victory over Buffalo (10/12) ... His 52-yard field goal was the fourth longest field goal in Patriots' history ... Named AFC Special Teams Player of the Week for his efforts vs. Buffalo ... Named special teams captain at the Jets (10/19) and extended his field goal streak to a league-best 21 consecutive successful field goals ... Remained perfect for the season, converting his first 17 field goal attempts and every PAT attempt until the 10th game of the season at Buffalo (11/9) when he missed a 42-yard attempt wide right ... His streak of successful kicks ended just six short of the NFL record

Adam Vinatieri has been among the most consistent players in franchise history. In his first three years, he has consistently ranked among the franchise's all-time single-season scoring leaders. He has averaged just over 120 points per season and enters the 1999 season needing just 118 points to become the NFL's most prolific scorer through four seasons in the history of the league.

FIELD GOALS MADE

No	Name	Year
32	Tony Franklin	1986
31	Adam Vinatieri	1998
27	Adam Vinatieri	1996
27	Matt Bahr	1994
26	John Smith	1980
25	Adam Vinatieri	1997
25	Gino Cappelletti	1964

TOTAL POINTS

Pts	Name	Year
155	Gino Cappelletti	1964
147	Gino Cappelletti	1961
140	Tony Franklin	1986
132	Gino Cappelletti	1965
129	John Smith	1980
128	Gino Cappelletti	1962
127	Adam Vinatieri	1998
120	Adam Vinatieri	1996
119	Gino Cappelletti	1966
117	Matt Bahr	1994
115	Adam Vinatieri	1997
115	John Smith	1979

EXTRA POINTS ATTEMPTED

No	Name	Year
51	John Smith	1980
50	Gino Cappelletti	1961
49	John Smith	1979
46	John Smith	1976
45	Tony Franklin	1986
43	John Smith	1974
42	Tony Franklin	1984
42	Adam Vinatieri	1996
41	Tony Franklin	1985
40	Adam Vinatieri	1997
40	Gino Cappelletti	1962

EXTRA POINTS MADE

No	Name	Year
51	John Smith	1980
48	Gino Cappelletti	1961
46	John Smith	1979
44	Tony Franklin	1986
42	Tony Franklin	1984
42	John Smith	1976
42	John Smith	1974
40	Adam Vinatieri	1997
40	Tony Franklin	1985

of 31 consecutive field goals held by Fuad Reveiz ... Followed with a 45-yard attempt, which caromed off the right upright and was no good ... It was just the second time in his career that he had missed two attempts in a game ... His first was also at Buffalo on Sept. 8, 1996, where he missed two field goals and had a third attempt blocked in a 17-10 loss ... Eclipsed the 100-point plateau for the season at Jacksonville (12/7) and scored 14 points, converting 4-of-5 field goal attempts and a pair of PATs ... Converted just 1-of-3 field goals in the first-round playoff victory over Miami (12/28) ... Scored all six points with a pair of field goals at Pittsburgh in a 7-6 loss.

1996 (16/0, 3/0): Vinatieri played in every game as a rookie, including all three

playoff games ... Led the team in scoring with 120 points, which ranked third in the AFC and fifth overall ... His 120 points by a rookie ranked eighth in NFL history

and was the most since Kevin Butler set a new record in 1985 with 144 total points ... It also set a new Patriots rookie scoring record, which Curtis Martin had set in 1995 when he scored 92 points ... The team record for points scored in a season by a rookie kicker was 90, set by John Smith in 1974 ... Vinatieri combined with Curtis Martin to establish another franchise first, as both players scored over 100 points to give the Patriots their first scoring tandem to

RECORD BOOK

Adam Vinatieri enters the 1999 season needing just 81 points to move ahead of Tony Franklin into third place among the Patriots' all-time leading scorers:

-Touchdowns-

Rk	Player	Years	TD	Ru	Pa	Rt	FG	PAT	Total
1.	Gino Cappelletti	1960-70	42	0	42	0	176	346	1,130
2.	John Smith	1974-83	0	0	0	0	128	308	692
3.	Tony Franklin	1984-87	0	0	0	0	93	163	442
4.	Stanley Morgan	1977-89	68	0	67	1	0	0	408
5.	Adam Vinatieri	1996-98	0	0	0	0	83	111	362
6.	Sam Cunningham	1973-82*	49	43	6	0	0	0	294
7.	Jim Nance	1965-71	46	45	1	0	0	0	276
8.	Tony Collins	1981-87	44	32	12	0	0	0	264
9.	Ben Coates	1991-97	48	0	48	0	0	0	290
10.	Larry Garrison	1960-68	42	14	26	2	0	0	252

* missed the 1980 season due to injury



eclipse the century mark ... Made his NFL debut in the Patriots' season-opener at Miami (9/1) and connected on a 25-yard field goal, his only attempt of the day ... Converted a 42-yard field goal at Buffalo (9/8), but missed on kicks from 45, 25 and 47 yards away, as two kicks bounced off the crossbar ... Missed an extra point attempt and a 47-yard attempt vs. Arizona (9/15), before he overcame his kicking slump at Jacksonville (9/22) ... Earned AFC Special Teams Player of the Week honors and Miller Lite Player of the Game for his 5-for-6 performance against Jacksonville, including the game-winning 40-yard kick in overtime ... Scored a season-high 16 points in the game ... It was the first game-winning situation he had been in professionally and he converted the kick with the poise of a polished veteran ... His six field goal attempts in a game tied Gino Capelletti for fourth in team history ... His five field goals made ranks second in franchise history ... Converted his next six field goal attempts ... Scored 12 points and went 3-for-3, including a season-long 50-yard kick the following week in a 46-38 victory at Baltimore (10/6) ... Scored 10 points, converting his first three kicks vs. Washington (10/13) before a 43-yard attempt sailed wide right, snapping his consecutive field goal streak at eight (fourth longest streak in franchise history) ... Connected on his next four attempts before attempting a season-long from 54 yards out, which fell short vs. Buffalo (10/27) ... Did not attempt a field goal in a 42-23 victory over Miami (11/3), which snapped a streak of eight consecutive games with a field goal, but he did convert all six PAT attempts ... Converted all six extra

NFL RECORD BOOK

In the history of the NFL, Denver's Jason Elam is the only player to score more points in his first three seasons than the Patriots' Adam Vinatieri. Elam scored 119 points in each of his first two seasons before scoring a career-high 132 points in his third season. Vinatieri's three-year comparison is listed below:

Rk	Name (Years)	Yr 1	Yr 2	Yr 3	Total
1.	Jason Elam (1993-95)	119	119	132	= 370
2.	Adam Vinatieri (1996-98)	120	115	127	= 362
3.	Chris Boniol (1994-96)	114	127	120	= 361
4.	Jan Stenerud (1967-69)	108	129	119	= 356

Vinatieri can move ahead of Elam this year and claim the title as the most proficient scorer in NFL history with 118 more points.

point attempts and connected on his only field goal attempt to score nine points in a 45-7 victory over San Diego (12/1) ... Scored 10 points the following week vs. the Jets (12/8) ... Scored the only points of the game with two field goals at Dallas (12/15), but made the play of the game on a Herschel Walker kick return when he caught the track star from behind and made a touchdown saving tackle

after a 70-yard return down the sideline ... The defense held and the Cowboys had to settle for a field goal ... Closed out the season with five points in a 23-22 come-from-behind victory over the N.Y. Giants (12/21) ... He scored 13 points in three playoff games ... Concluded his rookie season with three PATs in the Super Bowl (1/26/97), completing

a rookie year which including 33 professional games in just over 10 months (combining the World League and NFL games played during the 1996-97 campaign).

SINGLE-GAME HIGHS

Regular Season Single-Game Highs

Most Points: 16 vs. Kansas City (10/11/98)
vs. Jacksonville (9/22/96)
FG Attempts: 6 vs. Jacksonville (9/22/96)
FGs Made: 5 vs. Jacksonville (9/22/96)
Longest FG: 55 at St. Louis (12/13/98)
PAT Atts: 6 at San Diego (12/1/96)
vs. Miami (11/3/96)
PATs Made: 6 at San Diego (12/1/96)

Postseason Single-Game Highs

Most Points: 8 vs. Jacksonville (1/12/97)
FG Attempts: 3 vs. Miami (12/28/97)
vs. Jacksonville (1/12/97)
FGs Made: 2 at Pittsburgh (1/3/98)
vs. Jacksonville (1/12/97)
Longest FG: 46 at Pittsburgh (1/3/98)
PAT Atts: 4 vs. Pittsburgh (1/5/97)
PATs Made: 4 vs. Pittsburgh (1/5/97)

Field Goal Breakdowns

Overall:	83-103	.806
Home:	45-54	.833
Away:	38-49	.776
On Grass:	59-72	.819
On Artificial Turf:	24-31	.774
In Domes:	12-12	1.000
Outdoors:	71-91	.780

World League GP/GS (10/0-Amsterdam): Vinatieri made his professional debut with the Amsterdam Admirals after playing collegiately at South Dakota State ... After college, he spent the fall of 1995 training to compete professionally ... He received a World League tryout and earned a roster position with the Admirals as a place-kicker and a punter. 1996 (10/0): Played in every game for the Admirals, performing the team's kickoff, field goal and punting responsibilities ... Converted 9-of-10 field goals and was perfect on four extra point attempts for a team-leading 31 total points - ninth in the league in scoring ... He also handled all of the



GAME-WINNING KICKS

team's punting chores and finished fourth in the league with a 39.3-yard average on 41 punts ... He ranked second in the league in net average with a 34.7-yard average ... 12 of his 41 punts were downed inside the 20, with just four touchbacks.

In 1998, Adam Vinatieri was credited with two game-winning field goals, leaving just :03 remaining on the clock in each game. They were the third and fourth game-winning kicks of his career. Those for games are listed below:

Date	Opponent	Yards	Time	Final Score
09/22/96	Jacksonville	40	12:24 (OT)	28-25
09/14/97	NY Jets	34	6:57 (OT)	27-24
10/04/98	at New Orleans	27	0:03	30-27
12/20/98	San Francisco	35	0:03	24-21

punts and had a season-long 57 yards. **1992:** Led the team in scoring when he converted 16-of-18 PATs (.889) and 8-of-13 field goals (.615) for 40 total points ... Set a school record with a 51-yard field goal vs. North Dakota ... Earned first-team

College

Vinatieri was a four-year letterman at South Dakota State as a placekicker ... He also handled the team's punting chores from 1992 through 1994, earning first-team all-conference honors in each of those three seasons ... He finished his collegiate career as the school's all-time scoring leader with 185 career points scored ... He converted 104 of 114 PATs (.912) and 27 of 53 field goals (.509) ... In 1992, he kicked a career-long 51-yard field goal, which he tied as a senior in 1994 ... He totaled 144 career punts with a career-long punt of 77 yards as a senior. **1994:** Converted 35 of 40 PATs and four of 12 field goals for 47 points as a senior ... Tied his career-long with a 51-yard field goal ... Added 57 punts for a 43.5-yard average and had a career-long 77-yard punt to lead the league for his third consecutive season ... Ranked fourth in Division II ball with a 43.5-yard punting average. **1993:** Converted 38 of 41 PATs (.927) and 7-of-15 field goals (.467) for 59 total points as a junior to earn second-team all-conference honors ... Averaged 41.8 yards on 36

all-league honors as a punter with 58 punts for a 40.1-yard average as a sophomore. **1991:** Handled all the kicking duties for South Dakota State as a freshman ... Converted 15-of-15 PATs and 8-of-13 field goal attempts for 39 points.

Personal

Adam Matthew Vinatieri was born the son of Paul and Judy Vinatieri on Dec. 28, 1972 in Yankton, S.D. ... He is the second of four children ... He lettered in football, soccer, track and wrestling at Rapid City (S.D.) Central High and earned first-team all-state honors in 1991 ... Earned his degree in fitness and wellness at South Dakota State ... His younger brother, Beau, is a kicker at Blackhill State College ... Adam has been very active in the community since joining the Patriots ... The Rhode Island Coalition Against Domestic Violence, the Fellowship of Christian Athletes, Athletes in Action, D.A.R.E. and the Governor's Highway Safety Bureau are just a few of the many charities which Adam has donated time and resources to over the past couple of years ... Adam enjoys hunting, and riding motor cycles ... Single.

ADAM VINATIERI

Pos: K Ht: 6-0 Wt: 200 Year: 4th Acq: FA '96 College: South Dakota State Born: 12/28/72 Contract: '01

Regular Season			Field Goals										PATs				
Year	Team	G	1-29	Pct	30-39	Pct	40-49	Pct	50+	Pct	Overall	Pct.	Lg	Made	Att	2-Pt	Pts.
1996	Patriots	16	10-11	90.9	8-8	100.0	8-14	57.1	1-2	50.0	27-35	77.1	50	39	42	0	120
1997	Patriots	16	11-11	100.0	7-9	77.8	6-8	75.0	1-1	100.0	25-29	86.2	52	40	40	0	115
1998	Patriots	16	11-11	100.0	9-14	64.3	9-12	75.0	2-2	100.0	31-39	79.5	55	32	32	1	127
Totals 3-Years		48	32-33	97.0	24-31	77.4	23-34	67.6	4-5	80.0	83-103	80.6	55	111	114	1	362
Postseason			Field Goals										PATs				
Year	Team	G	1-29	Pct	30-39	Pct	40-49	Pct	50+	Pct	Overall	Pct.	Lg	Made	Att	2-Pt	Pts.
1996	Patriots	3	2-2	100.0	0-0	---	0-1	0.0	0-0	---	2-3	66.7	29	9	9	0	15
1997	Patriots	2	1-1	100.0	1-1	100.0	1-3	33.3	0-0	---	3-5	60.0	46	2	2	0	11
1998	Patriots	1	1-1	100.0	0-0	---	0-0	---	0-0	---	1-1	100.0	27	1	1	0	4
Totals 3-Years		6	4-4	100.0	1-1	100.0	1-4	25.0	0-0	----	6-9	66.7	46	12	12	0	30

Additional Regular Season Statistics:

Special Teams Tackles (TT-UT-A) — 1996 (4-3-1), 1997 (4-4-0), 1998 (9-6-3)
Punts — 1996 (1 for 27 yards)

Additional Postseason Statistics:

Special Teams Tackles (TT-UT-A) — 1996 (1-1-0), 1997 (1-1-0)



VINATIERI'S CAREER GAME-BY-GAME

1996	Opponent	XP	XP%	FG	FG%	Pts	Score	FGs (Missed)
09/01	at Miami	1-1	1.000	1-1	1.000	4	10-24	25
09/08	at Buffalo	1-1	1.000	1-3	.250	4	22-27	42(45)(25)(47b)
09/15	Arizona	2-3	.667	1-2	.500	5	31-0	(47), 31
09/22	Jacksonville	1-2	.500	5-6	.833	16	28-25	23, 30, 29, (44), 41, 40
10/06	at Baltimore	3-3	1.000	3-3	1.000	12	46-38	22, 35, 50
10/13	Washington	1-1	1.000	3-4	.750	10	22-27	24, 35, 29, (43)
10/20	at Indianapolis	3-3	1.000	2-2	1.000	9	27-9	44, 36
10/27	Buffalo	2-3	.667	2-3	.667	8	28-25	40, 32, (54)
11/03	Miami	6-6	1.000	—	—	6	42-23	
11/10	at N.Y. Jets	4-4	1.000	1-1	1.000	7	31-27	30
11/17	Denver	0-0	—	—	—	0	8-34	(40)
11/24	Indianapolis	3-3	1.000	2-2	1.000	9	27-13	26, 22
12/01	at San Diego	6-6	1.000	1-1	1.000	9	45-7	47
12/08	N.Y. Jets	4-4	1.000	2-2	1.000	10	34-10	19, 41
12/15	at Dallas	0-0	—	2-2	1.000	6	6-12	21, 30
12/21	at NY Giants	2-2	1.000	1-1	1.000	5	23-22	40
1996 Totals		39-42	.928	27-35	.771	120	11-5	
01/05	Pittsburgh	4-4	1.000	—	—	4	28-3	
01/12	Jacksonville	2-2	1.000	2-3	.667	8	20-6	29, 20, (46)
01/26	Green Bay	3-3	1.000	—	—	3	21-35	
1996 Postseason		9-9	1.000	2-3	.667	15	2-1	

1997	Cont. Opponent	XP	XP%	FG	FG%	Pts	Score	FG (Missed)
11/02	at Minnesota	0-0	—	2-2	1.000	6	18-23	22, 25
11/09	at Buffalo	4-4	1.000	1-3	.333	7	31-10	42, (42), (45)
11/16	at Tampa Bay	1-1	1.000	—	—	1	7-27	
11/23	Miami	3-3	1.000	2-3	.667	9	27-24	36, 27, (30)
11/30	Indianapolis	2-2	1.000	2-2	1.000	8	20-17	32, 48
12/07	at Jacksonville	2-2	1.000	4-5	.800	14	26-20	41, 33, 39, (32)
12/13	Pittsburgh	3-3	1.000	1-3	.333	5	17-3	(48), (47), 22
12/22	at Miami	2-2	1.000	—	—	2	14-12	31, 46
1997 Totals		40-40	1.000	25-29	.793	115	10-6	
12/28	Miami	2-2	1.000	1-3	.333	5	17-3	
01/03	at Pittsburgh	0-0	—	2-2	1.000	6	6-7	
1997 Playoff Totals		2-2	1.000	3-5	.600	11	1-1	

1998	Opponent	XP	XP%	FG	FG%	Pts	Score	FG (Missed)
09/07	at Denver	3-3	100%	0-2	.000	3	21-27	(39)(37)
09/13	Indianapolis	2-2	100%	3-4	.750	11	29-6	19, 23, 52, (42)
09/20	Tennessee	3-3	100%	2-2	1.000	9	27-16	43, 41
10/04	at New Orleans	3-3	100%	3-3	1.000	12	30-27	34, 49, 27
10/11	Kansas City	4-4	100%	4-4	1.000	16	40-10	32, 38, 27, 20
10/19	N.Y. Jets	2-2	100%	0-0	—	2	14-24	
10/25	at Miami	0-0	—	3-4	.750	9	9-12	(45) 41, 30, 36
11/01	at Indianapolis	3-3	100%	0-0	—	3	21-16	
11/08	Atlanta	1-1	100%	1-1	1.000	4	10-41	40
11/15	at Buffalo	1-1	100%	1-3	.333	4	10-13	(39) 38 (39)
11/23	Miami	2-2	100%	4-4	1.000	14	26-23	25, 44, 45, 24
11/29	Buffalo	2-2	100%	1-2	.500	7	25-21	44 (47)
12/06	at Pittsburgh	2-2	100%	3-3	1.000	11	23-9	21, 29, 35
12/13	at St. Louis	0-0	0%	4-4	1.000	12	18-32	37, 41, 55, 17
12/20	San Francisco	3-3	100%	1-2	.500	6	24-21	(32) 35
12/27	at N.Y. Jets	1-1	0%	1-1	1.000	4	10-31	19
1998 Totals		32-32	100%	31-39	.795	127		
01/03	at Jacksonville	1-1	100%	1-1	1.000	4	10-25	

LAMONT WARREN

RUNNING BACK



HEIGHT: 5-11 WEIGHT: 202

YEAR: 6TH YEAR YEAR/PATS: 1ST YEAR

ACQUIRED: UFA (IND.) '99

SCHOOL: COLORADO MAJOR: COMMUNICATIONS

BORN: JANUARY 4, 1973 IN INDIANAPOLIS, IND.



Career Transactions

Lamont Warren was signed by the New England Patriots on April 17, 1999 ... Originally drafted by the Indianapolis Colts in the sixth round of the 1994 NFL draft (164th overall) ... Signed by Colts (July 13, 1994) ... Released by Colts in April of 1999.

Career Highlights

(GP/GS: 61/6; 4/3)

★ Warren was drafted in the same rookie class as Marshall Faulk and spent the majority of his time in Indianapolis

backing him up. Rushed for 603 yards and five touchdowns in his first five years.

★ Warren had two of his best games against the Patriots. In 1995, he made his first career start against the Patriots (12/23/95) and rushed for 90 yards on 22 carries, adding another 67 yards receiving. In 1996, he established a single-game high with seven receptions against the Patriots.

★ Scored his only touchdown reception on a 4-yard pass from Peyton Manning against the Patriots last year (11/1/98).



Seasonal Reviews

1998 (12/2, 0/0-Indianapolis): Opened the season among the Colts inactives due to a preseason ankle injury ... Missed the first four games due to injury ... Earned starts vs. Buffalo (10/11) and at Seattle (12/20) ... Carried the ball just 25 times for 61 yards and a touchdown ... He was also credited with 44 yards and a touchdown on 11 receptions ... He rushed for a season-high 22 yards on four carries, adding a reception for seven yards at Miami (11/8) ... Returned five kickoffs for 104 yards vs. Buffalo ... Scored his first career touchdown reception on a 4-yard pass vs. New England (11/19/98).

1997 (13/0, 0/0-Indianapolis): Played in 13 games, but did not start in 1997 ... Missed the last three games of the season with injured ribs ... Utilized primarily as a backup to Marshall Faulk at running back and saw action as a special teams player ... Carried the ball just 28 times for 80 yards and two touchdowns ... Provided the offense with 20 receptions for 192 yards receiving ... Added eight special teams tackles, seven solo ... He rushed for 18 yards on four carries at New England (11/30) ... Had a season-long 11-yard rush and 31-yard reception at San Diego (10/26) ... Gave the Colts a 38-31 4th quarter lead over Green Bay with a 3-yard touchdown run ... He caught four passes for 16 yards and misfired on his only pass attempt of the season at Detroit (11/23).

1996 (13/3, 1/0-Indianapolis): Started three of 13 regular season games for the Colts ... His starts came at Dallas (9/15), vs. Miami (9/23) and vs. New England (10/20) due to an injury to running back Marshall Faulk ... Missed three games during the season vs. Baltimore (10/13) (knee), vs. Philadelphia (12/5) and at Kansas City (12/15) (ankle) ... He rushed for 69 yards on 14 carries and added 18 yards on three receptions vs. Miami (9/23) ... Gained 64 yards and a touchdown on just four carries vs. the Jets (11/17), including a career-long 53-yard rush ... Set a career single-game record with seven receptions (50 yards) against the Patriots (10/20) ... Competed in the playoff loss at Pittsburgh (12/29).

1995 (12/1, 3/3-Indianapolis): Started one regular season game and all three playoff games for the Colts ... Served as backup RB and kickoff returner ... Missed four games (Weeks 8-11) with a thigh injury suffered at Oakland (10/22) ... Earned first career start vs. New England (12/23) and led the team by rushing for 90 yards on 22 carries, adding another 67 yards in receiving ... His rushing attempts, rushing yards

and receiving yards were personal single-game bests ... He had a 42-yard run - the longest by a Colts player all year ... Scored his first career touchdown on a 2-yard run at Jacksonville ... Credited with three special teams tackles, two solo ... Started all three playoff games for the Colts ... Carried the ball 45 times for 134 yards in those three games.

1994 (11/0, 0/0-Indianapolis): Participated in 11 games as a rookie ... Did not play in five games (weeks 4-8) ... Finished the year with 80 yards on 18 carries and 47 yards on three receptions ... Burst through the Seattle (12/4) line and raced through their secondary for a 34-yard run, his longest of the season ... Finished the game with a season-high 50 yards on just five carries.

College

Warren was a three-year starter at the University of Colorado ... During his career, he rushed for 2,242 yards and 22

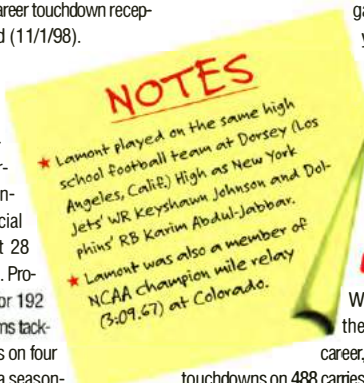
touchdowns on 488 carries ... He also logged 432 yards receiving on just 38 receptions ... Helped the Buffaloes reach the Aloha, Fiesta and Blockbuster Bowls during his collegiate career ... He was a *Football News* honorable mention All-American and was a second-team All-Big Eight selection as a junior.

1993: Started seven games and totaled 900 yards and seven touchdowns on 183 carries ... He had five 100+ rushing outings. **1992:** Started nine games as a sophomore and finished the year with 512 yards and eight touchdowns on 148 carries ... Provided an addition 131 yards on 12 receptions.

1991: Named second-team All-Big Eight as a freshman ... Started six games and picked up 830 yards and seven touchdowns on 157 rushes ... Had another 117 yards on 11 receptions ... His 830 yards was the highest freshman total in school history and the seventh-highest in Big Eight history.

Personal

Lamont Allen Warren was born Jan. 4, 1973 in Indianapolis, Ind. ... He attended Dorsey High School in Los Angeles, Calif. ... Played on same Dorsey team as wide receiver Keyshawn Johnson and RB Karim Abdul-Jabbar ... Finished second in the state in the the 400-meter dash (47.5) ... Lettered on the Buffaloes track team in 1992-93 ... Was also a member of NCAA champion mile relay team (3:09.67) ... Lamont is single and resides in Los Angeles, Calif.



**LAMONT WARREN**

Pos: WR Ht: 5-11 Wt: 202 Year: 6th Acq: UFA 99 (IND) College: Colorado Born: 1/4/73 Contract: '03

Regular Season			Rushing					Receiving					Kickoff Returns				
Year	Team	G/S	No	Yds	Avg	Lg	TD	No	Yds	Avg	Lg	TD	No	Yds	Avg	Lg	TD
1994	Colts	11/0	18	80	4.4	34	0	3	47	15.7	29	0	2	56	28.0	38	0
1995	Colts	12/1	47	152	3.2	42	1	17	159	9.4	18	0	15	315	21.0	34	0
1996	Colts	13/3	67	230	3.4	53	1	22	174	7.9	17	0	3	54	18.0	18	0
1997	Colts	13/0	28	80	2.9	11	2	20	192	9.6	31	0	1	19	19.0	19	0
1998	Colts	12/2	25	61	2.4	14	1	11	44	4.0	12	1	8	152	19.0	26	0
TOTAL		61/6	185	603	3.3	53	5	73	616	8.4	31	1	29	596	20.6	38	0

Postseason			Rushing					Receiving					Kickoff Returns				
Year	Team	G/S	No	Yds	Avg	Lg	TD	No	Yds	Avg	Lg	TD	No	Yds	Avg	Lg	TD
1995	Colts	3/3	45	134	3.0	20	0	13	100	7.7	17	0	2	38	19.0	22	0
1996	Colts	1/0	1	-1	-1.0	-1	0	0	0	0.0	0	0	4	68	17.5	28	0
TOTAL		4/3	46	133	2.9	20	0	13	100	7.7	17	0	6	106	17.7	28	0

CAREER BEST**RUSHING**

Carries: 22 vs. N.E. 12/23/95
 Yards: 90 vs. N.E. 12/23/95
 Longest: 53 vs. NYJ 11/17/96
 TDs: 1 5 times, most recent:
 at Seattle 12/20/98

RECEIVING

Receptions: 7 vs. NE 10/20/96
 Yards: 67 vs. N.E. 12/23/95
 Longest: 31 at S.D. 10/26/97
 TDs: 1 vs. N.E. 11/1/98

KICKOFF RETURNS

Number: 5 vs. Buffalo 10/11/98
 at Miami 10/8/95
 Yards: 104 vs. Cincinnati 9/3/95
 104 vs. Buffalo 10/11/98
 Longest: 38 vs. Buffalo 12/24/94

LARRY WHIGHAM**SAFETY**

HEIGHT: 6-2 WEIGHT: 205 YEAR: 6TH
 YRS/PAT: 6TH ACQUIRED: FA '94 (SEA)
 SCHOOL: N.E. LOUISIANA MAJOR: CRIMINAL JUSTICE
 BORN: JUNE 23, 1972 HATTIESBURG, MS

PRO BOWL '97**Career Transactions**

Larry Whigham signed with the Patriots on Sept. 14, 1994, after spending the first two weeks of the season on the Seattle Seahawks' practice squad ... Originally drafted by the Seahawks in the fourth round of the 1994 NFL draft ... Waived by the Seahawks (8/24/94) and re-signed to their practice squad (8/29/94) ... Re-signed with Patriots (4/14/99) through the year 2002.

Career Highlights**(GP/GS: 76/1, 7/0)**

- ★ Whigham was selected to his first Pro Bowl as the AFC's special teams player in 1997.
- ★ In 1996, he was voted by his peers as the AFC Special Teams Player of the Year which he received at the Mackey Awards banquet.
- ★ Whigham has intercepted four passes during his career. Three were against Dan Marino.



★ Intercepted two Marino passes vs. Miami (11/23/97), including one which he returned 60 yards for a touchdown, and finished the game with a season-high four tackles to earn Miller Lite Player of the Game and Staples Star of the Game honors. He was named AFC Defensive Player of the Week for his efforts.

★ Recorded both of his career sacks vs. Chicago Bears (9/21/97).

★ Tipped a pass which was intercepted by Chris Slade in the second quarter of the first-round playoff game vs. Miami (12/28/97).

★ Downed a Tom Tupa punt at the Buffalo (10/27/96) 1-yard line to set up the Patriots' only safety of the year and the team's first since 1986.

★ Forced a fumble on a return by Brian Stills at San Diego (12/1/96), which was picked up by Patriots teammate Corwin Brown and returned 42 yards for a touchdown. It was his second assist on a special teams touchdown of the season.

★ Recorded a career-best with five special teams tackles vs. the Jets (12/8/97).

★ He earned AFC Special Teams Player of the Week in the AFC Championship Game vs. Jacksonville (1/12/97) when he tackled Jaguar punter Brian Barker on his own 4-yard line, which resulted in a Patriots touchdown.

NOTES

- ★ In 1997, Larry earned his first trip to the Pro Bowl for his special teams play.
- ★ Nicknamed "Hollywood".
- ★ Larry was the manager of his high school football team for two years before playing his senior year.
- ★ Larry is a high-energy performer who plays to the crowd from pregame introductions to post-game celebrations.

Marino pass at Miami (10/25) ... It was his fourth career interception, the third off Marino ... Recorded three defensive tackles and two special teams tackles when the Patriots hosted the Dolphins (11/23) ... Played, but did not record any tackles in the Patriots playoff game at Jacksonville (1/3/99).

1997 (16/0, 2/0): Played in every game and was voted to his first Pro Bowl as a special teams standout ... He was the special teams selection on *Pro Football Weekly's* All-AFC Team ... He saw expanded playing time as a nickel and dime back throughout the season and finished the year with 19 defensive tackles, a pair of sacks, two interceptions, four passes defended and one forced fumble ... Drew double coverages on most special teams coverage units and was limited to just six special teams tackles ... Recorded both of his sacks in a 31-3 victory over Chicago (9/21), dropping Rick Mirer for a combined loss of 26 yards ... Named special teams captain at Buffalo (11/9) ... Intercepted two Dan Marino passes vs. Miami (11/23), including one which he returned 60 yards for a touchdown, and finished the game with a season-high four tackles to earn Miller Lite Player of the Game and Staples Star of the Game honors ... He was named AFC Defensive Player of the Week for his efforts ... Tipped a pass which was intercepted by Chris Slade in the second quarter of the first round playoff game vs. Miami (12/28) ... Finished the game with three defensive tackles and one special teams tackle.

Seasonal Reviews

1998 (16/0, 1/0): Played in every game for the Patriots in a reserve role on defense and was once again one of the dominant special teams players in the league ... Recorded a career-high 21 tackles, including 15 solo stops, and intercepted a pass ... Also registered 20 special teams tackles, despite drawing double coverage throughout the season ... His 20 special teams tackles were second on the team behind Tebucky Jones' 28 tackles ... Utilized as an extra defensive back in the Patriots' dime packages ... Recorded season-highs vs. Tennessee (9/20) when he recorded five solo tackles and three special teams tackles ... Continued a trend of having big games against Miami when he intercepted a

1996 (16/1, 3/0): Whigham was elected first alternate as a special teams performer for the 1997 Pro Bowl ... He received the Mackey Award for AFC Special Teams Player of the Year, as voted by his peers and was selected second-team All-Pro by *Football Digest* ... Played in every game for the Patriots, including each of their three playoff games ... He made his first career start as a nickel back at Buffalo (9/8) and finished the season with career-highs in defensive tackles (21) and special teams stops (20) ... His 20 special teams tackles ranked second on the team (behind Marty Moore's 23 stops) ... All of his defensive tackles came in the first seven games of the season while

SINGLE GAME HIGHS

Regular Season

Total Tackles:	5	vs. Tennessee (9/20/98)
		vs. Arizona (9/15/96)
Solo Tackles:	5	vs. Tennessee (9/20/98)
Sacks:	2	vs. Chicago (9/21/97)
Interceptions:	2	vs. Miami (11/23/97)
Longest Return:	60	vs. Miami (11/23/97)
Blocked Punt:	1	at Baltimore (10/6/96)
Sp. Tms Tackles:	5	vs. New York Jets (12/8/96)

Postseason

Total Tackles:	3	vs. Miami (12/28/97)
Solo Tackles:	3	vs. Miami (12/28/97)
Sacks:	0	
Interceptions:	0	
Sp. Teams Tackles:	2	vs. Pittsburgh (1/5/97)



playing nickel back ... He recorded a career-high with five tackles in a 31-0 shutout victory over Arizona (9/15) ... He also deflected a punt and made one special teams hit in that game ... Provided four solo stops and a pair of special teams tackles the following week vs. Jacksonville (9/22) ... Made a pair of special teams tackles and blocked the first punt of his career, which was picked up by Tedy Bruschi and returned for a touchdown in a 46-38 victory over Baltimore (10/6) ... Made four defensive stops, a special teams tackle and recovered his first fumble in a 27-9 victory over Indianapolis (10/20) ... Downed a Tom Tupa punt at the Buffalo (10/27) 1-yard line to set up the Patriots' only safety of the year and the team's first since 1986 ... Forced a fumble on a return by Brian Stills at San Diego (12/1), which was picked up by Patriots teammate Corwin Brown and returned 42 yards for a touchdown — his second assist on a special teams touchdown of the season ... Recorded a career-best with five special teams tackles vs. the Jets (12/8) and put pressure on Jets punter Brian Hansen, forcing him to run on fourth down instead of punt (he gained just one yard and turned the ball over to the Patriots) ... The possession led to a 41-yard field goal ... Played in each of the Patriots' playoff games ... Logged two special teams tackles in the divisional playoff victory over Pittsburgh (1/5/97) ... He earned AFC Special Teams Player of the Week in the AFC Championship Game vs. Jacksonville (1/12/97) when he tackled Jaguar punter Brian Barker on his own 4-yard line, which resulted in a Curtis Martin touchdown ... He was credited with a pair of special teams tackles in Super Bowl XXXI (1/26/97).

1995 (16/0): Appeared in 16 games for the Patriots.. Was the emotional leader on special teams and finished the season with 13 tackles (9 solo), tied for second on the team ... Recovered a fumble on a return by David Meggett at Kansas City (10/15) ... Totaled a season-high with three defensive tackles and one special teams stop in the game.

1994 (12/0, 1/0): Played in 12 of 14 games after joining the Patriots in the third week of the season ... Played extensively on special teams and finished third on the team with 11 special teams tackles ... Forced one special teams tackle ... Made his NFL playing debut in a 31-28 victory at Cincinnati (9/18) and recorded both of his tackles for the season on back-to-back plays in the third quarter ... Intercepted his first NFL pass in the 15th game of the season at Buffalo (12/18) and returned it 21 yards in the Patriots' 41-17 victory ... Played in the Patriots' playoff game at Cleveland, but did not record any defensive statistics.

College

Two-year letterman at N.E. Louisiana ... Finished his Indian career with 96 tackles and 12 passes defended, including six interceptions ... Started at left cornerback as a senior and earned second-team All-American Southland Conference honors ... Credited with 66 tackles and six interceptions during the 1993 season ... Returned a fumble 71 yards for a touchdown against S.W. Texas State ... Recorded six tackles and two passes defended to earn Defensive player of the Game honors vs. Eastern Washington ... Played as a reserve free safety in 1992 and registered 30 tackles ... Attended Pearl River Community College in Poplarville, Miss. before transferring to N.E. Louisiana ... Played in the Mississippi JUCO all-star game.

Personal

Larry Jerome Whigham was born the son of Stella Whigham on June 23, 1972 in Hattiesburg, Miss. ... He attended Hattiesburg High, but did not letter in football until his senior year ... Recorded six interceptions and led his team to an 11-3 overall record and a trip to the Mississippi High School State Championship ... Graduated with a degree in criminal justice from N.E. Louisiana ... Larry has two children, D-Aunte and Brandi ... He and his wife, Twanna, reside in Houston, Texas.

LARRY WHIGHAM

Pos: S Ht: 6-2 Wt: 205 Year: 6th Acq: FA-94 College: N.E. Louisiana Born: 6/23/72 Contract: '02

Regular season			Tackles					Interceptions					Miscellaneous									
Year	Team	G/S	TT	UT	A	S	Yds	No Yds	Avg	Lg	TD	PD	FF	FR	Yds	TD	Blk	Fum	SpT			
1994	Patriots	12/0	2	2	0	0	0	1	21	21.0	21	0	1	1	0	0	0	0	11			
1995	Patriots	16/0	4	4	0	0	0	0	0	0.0	0	0	0	0	1	0	0	0	13			
1996	Patriots	16/1	15	9	6	0	0	0	0	0.0	0	0	0	1	1	0	0	1	20			
1997	Patriots	16/0	19	15	4	2	26	2	60	30.0	60t	1	4	1	0	0	0	0	6			
1998	Patriots	16/0	21	15	6	0	0	1	0	0.0	0	0	2	0	0	0	0	0	20			
Totals-5 Years		76/1	61	45	16	2	26	4	81	20.3	60t	1	7	3	2	0	0	1	70			

Postseason			Tackles					Interceptions					Miscellaneous									
Year	Team	G/S	TT	UT	A	S	Yds	No	Yds	Avg	Lg	TD	PD	FF	FR	Yds	TD	Blk	Fum	SpT		
1994	Patriots	1/0	0	0	0	0	0	0	0	0.0	0	0	0	0	0	0	0	0	0	0		
1996	Patriots	3/0	1	1	0	0	0	0	0	0.0	0	0	0	0	0	0	0	0	0	4		
1997	Patriots	2/0	3	3	0	0	0	0	0	0.0	0	0	1	0	0	0	0	0	0	2		
1998	Patriots	1/0	0	0	0	0	0	0	0	0.0	0	0	0	0	0	0	0	0	0	0		
Totals-4 Years		7/0	4	4	0	0	0	0	0	0.0	0	0	1	0	0	0	0	0	0	6		



DAMIEN WOODY

CENTER



HEIGHT: 6-3 **WEIGHT:** 319
YEAR: ROOKIE **DRAFT:** 1A (17th) '99
SCHOOL: BOSTON COLLEGE
MAJOR: SOCIOLOGY
BORN: Nov. 3, 1977 BEVERDAM, VIRGINIA



How Acquired

Damien Woody was drafted by the Patriots with their first of two first-round draft choices in the 1999 NFL Draft (17th overall) ... The pick was obtained from the Seattle Seahawks in exchange for the Patriots first round pick (20th overall - Ebenezer Ekuban), third round pick (82nd overall - Karsten Bailey) and sixth round pick (191st overall - James Dearth).

College

Woody was a three-year starter at Boston College (1996-98) ... Opened holes for RB Mike Cloud, who led the Big East and ranked third in the country with 1,787 rushing yards (156.9 yards per game) ... He was responsible for making the offensive line blocking calls throughout his Boston College career ... Strong and fast, he is a powerful blocker and an outstanding pass protector. **1998 (Junior):** Started every game at center and collected 73 knockdowns for a Boston College offense that averaged 411.5 yards per game ... Earned All-Big East Conference first-team honors ... Paved the way for Cloud's school record 10 100-yard games ... Leveled a defender, opening a hole for a 7-yard touchdown run by Cloud and delivered a timely block for QB Scott Mutryn to throw a 15-yard scoring pass as the offense gained 491 yards, including 271 yards rushing, in a season opening victory at Georgia Tech ... Led the way to five rushing touchdowns and 268 yards

rushing in 41-14 victory vs. Rutgers ... Made a crunching roll block that opened a hole used by Cloud to race 27 yards for a touchdown as the Eagles amassed 465 yards vs. Louisville ... Dropped a West Virginia defender to spring Cloud for a 21-yard touchdown run. **1997 (Sophomore):** Started all 11 games during his sophomore season and was voted All-Big East second team choice ... He was an important component of an offensive line that helped three different Eagle running backs register a combined seven 100-yard rushing games ... Knocked down a defender to spring Cloud for a touchdown and leveled defensive end to give QB Matt Hasselbeck time to complete a 19-yard scoring toss as the Eagles totaled 524 yards of total offense, including 210 yards rushing at Rutgers ... Drove a Notre Dame defender into the end zone on a goal line stand to enable an Eagle 1-yard touchdown run and helped Boston College picked up 360 yards ... Neutralized a blitzing Army defender, enabling Hasselbeck to connect on a 10-yard touchdown pass in 24-20 Eagle victory. **1996 (Redshirt):** Started the first nine games at center and registered 53 knockdowns as the Eagle offense totaled 4,253 yards ... Leveled a defender to give Hasselbeck time to connect on a game-winning 3-yard scoring pass with 1:36 remaining in a 24-21 decision vs. Hawaii ... Paved the way for touchdown run by Hasselbeck as the offense generated 434 yards of total offense in a 37-31 victory over Rutgers

NOTES

- * Damien helped lead his high school team, the Patrick Henry High Patriots (Beverdam, VA) to a 14-0 record and a Division 5 State Group AAA championship in 1994.
- * Damien was the first center to be drafted in the first round (17th overall) since Cleveland selected Steve Everett in the first round (14th overall) in 1992. In addition, he was the second offensive lineman chosen in the 1999 draft.
- * Damien was responsible for making the offensive line blocking calls throughout his entire Boston College career.
- * Damien joins former Boston College offensive linemen, Pete Kendall (Seattle), Tom Hales (Denver) and Ron Stone (NY Giants) in the NFL.



... The Eagles totaled 501 yards and Woody sprung RB Omari Walker for a 9-yard touchdown run at Pittsburgh. **1995 (Freshman):** Redshirted as a freshman.


Personal

Damien Michael Woody was born the son of Nancy and Wayne Starkes on Nov. 3, 1977 in Beaverdam, Va. ... He attended Patrick Henry (Beaverdam, Va.)

High and earned all-state honors ... He led his school to a 14-0 record and the 1994 Division 5 state championship ... Captured all-metro, all-region, and all-district accolades ... Earned *USA Today* All-American honorable mention honors ... Member of the *Roanoke Times* Top 25 and the *Richmond Times-Dispatch* Top 30 ... Majored in Sociology at Boston College.

ANDY KATZENMOYER

LINEBACKER



HEIGHT: 6-3 **WEIGHT:** 255
YEAR: ROOKIE **DRAFT:** 1b (28th) '99
SCHOOL: OHIO STATE
MAJOR: SOCIOLOGY
BORN: DEC. 2, 1977 WESTERVILLE, OH



How Acquired

Andy Katzenmoyer was drafted by the Patriots with their second pick in the first round (28th overall) of the 1999 NFL Draft. The pick was obtained from the New York Jets along with a second-round selection in 1998 (Tony Simmons), a third-round selection in 1997 (Sedrick Shaw) and a fourth-round selection in 1997 (Damon Denison).

College

Katzenmoyer was a three-year letterman at Ohio State ... He started all 37 games during his college career ... Despite playing only three seasons at Ohio State, he ranks fifth on the school's career record list with 197 solo tackles and 18 quarterback sacks and fourth with 50 stops behind the line of scrimmage ... Dominant player who can change the tone of any game with one

play ... Follows a great tradition of Buckeye linebackers such as Ike Kelly, Randy Gradishar, Tom Cousineau, Pepper Johnson and Chris Spielman.

1998 (Junior): Earned All-Big Ten Conference first-team selection ... Finalist for Dick Butkus Award, given to the nation's premier linebacker, the Lombardi Award and the Maxwell Football Club's Defensive Player of the Year award ... Patrolled the field for the Buckeye defense which led the nation in rushing defense by allowing only 67.4 rushing yards per game and ranked second in the country in overall defense, yielding 257.7 yards per game ... Started all 12 games and recorded 74 tackles (60 solo), including four sacks and 14 tackles for losses ... Utilized as a blocking fullback in goal line situations

... Registered 12 tackles (10 solo) in a 35-14 victory over Missouri ... Posted seven tack-

NOTES

- ★ Andy was the first freshman linebacker to ever start at Ohio State and ended up starting all 12 games.
- ★ Andy was the first Ohio State player to wear the jersey number 45 since two-time Heisman Trophy winner Archie Griffin.
- ★ Andy led a Buckeye defense which led the nation in rushing defense, allowing only 67.4 rushing yards and ranked second in the country in overall defense, yielding 257.7 yards per game during the 1998 season.
- ★ Andy was sometimes used as a blocking fullback in goal line situations during his college career.



les (6 solo), including one for a loss in a 45-10 victory over Minnesota ... The Buckeyes held the Gophers to only 46 yards rushing on 27 carries (1.7 average) ... Recorded seven tackles (5 solo), including two tackles for losses as Ohio State held Northwestern to only 48 yards rushing on 30 carries (1.6 average) in a 36-10 victory ... Sacked Indiana quarterback Antwaan Randle El three times in 38-7 victory ... Registered 10 tackles (7 solo), including one sack and pass deflection in 31-16 victory over rival Michigan ... Closed out college career with five tackles, including one sack, in 24-14 victory over Texas A&M in the Sugar Bowl. **1997 (Sophomore):** Consensus All-American first-team selection ... Won the Butkus Award and was a finalist for the Lombardi, Bronko Nagurski and Maxwell Awards ... Finished second on the squad with 97 tackles (80 solo), including two sacks for minus 13 yards and 13 stops for losses of 30 yards ... Intercepted a pair of passes and deflected four others ... Also forced a fumble and blocked a kick ... Recorded 11 tackles (8 solo) and returned an interception 20 yards for a touchdown in a 28-20 victory over Arizona ... The interception return for a touchdown was the second of Katzenmoyer's career, tying him with three other Buckeyes for tops in school history ... Posted six solo tackles, one tackle for a loss and had a bone-jarring hit on Missouri quarterback Corby Jones, which switched the momentum of the game ... Earned Big Ten Defensive Player of the Week following an 11-tackle, one interception performance in a 23-7 victory vs. Iowa ... Registered nine tackles, including two tackles for losses as Ohio State held Indiana to only 35 yards rushing on 32 carries in a 31-0 victory ... Tallied six solo tackles, including a pair of tackles behind the line of scrimmage and a 9-yard sack in a 37-13 victory at Michigan State ... Recorded four tackles, including two tackles for losses and one sack vs. Florida State in the Sugar

Bowl. **1996 (Freshman):** All-American second-team selection by the *Associated Press* ... First-team All-Big Ten Conference and Freshman of the Year ... Became the first freshman linebacker to ever start at Ohio State and started all 12 games ... Finished second on the team with 85 tackles (57 solo) and added four interceptions, three forced fumbles and six passes defended ... Led the team with 23 tackles for losses and 12 sacks, both school records for a linebacker ... Recorded at least one tackle for loss in all 12 games ... In his first game for the Buckeyes, he registered eight tackles, including three tackles for losses, and two sacks vs. Rice ... Led the Buckeye defense with eight tackles, three for loss, two quarterback sacks, one interception and a forced fumble in 42-14 victory at Purdue ... Intercepted his second pass in as many weeks and had five tackles, two for loss and one sack in 45-0 win vs. Minnesota ... Recorded a season-high 11 tackles (8 solo), including two tackles for loss vs. Michigan ... Led the Buckeye defense in a 20-17 Rose Bowl victory over Arizona State with eight tackles, five for loss, three quarterback sacks and one interception.

Personal

Andrew Warren Katzenmoyer was born the son of Warren and Dianne Katzenmoyer on Dec. 2, 1977 in Westerville, Ohio ... He was a consensus All-American selection, adding *USA Today* National Defensive Player of the Year, Ohio Mr. Football (first defensive player to ever earn that honor), All-Ohio, *Associated Press* Ohio Division I Player of the Year, all-state and all-league honors at Westerville (Ohio) High ... He was an all-district and all-league choice in baseball as a sophomore ... He lettered in track and field ... His father, Warren, played football at Iowa State ... He majored in sociology at Ohio State ... Andy is single.

ANDY KATZENMOYER

Pos: LB Ht: 6-3 Wt: 255 Year: R Acq: D1B-99 College: Ohio State Born: 12-2-77 Contract:

		Tackles								Interceptions					Miscellaneous		
Year	Team	G/S	TT	UT	A	S	Yds	TFL	Yds	No	Yds	Avg	Lg	TD	PD	FF	FR
1996	OSU	12/12	85	57	28	12.0	74	23	103	4	64	16.8	42	1	6	3	0
1997	OSU	13/13	97	80	17	2.0	13	13	30	2	25	12.5	20	1	4	1	0
1998	OSU	12/12	74	60	14	4.0	27	14	59	0	0	0.0	0	0	2	0	0
College Totals		37/37	256	197	59	18.0	114	50	192	6	92	15.3	42	2	12	4	0



KEVIN FAULK

RUNNING BACK



HEIGHT: 5-8 **WEIGHT:** 197
YEAR: ROOKIE **DRAFT:** 2 (46TH) '99
SCHOOL: LSU
MAJOR: KINESIOLOGY
BORN: JUNE 15, 1976 LAFAYETTE, LOUISIANA



How Acquired

Kevin Faulk was selected by the Patriots in the second round of the 1999 NFL draft (46th overall) ... The pick was acquired in a trade with the Tennessee Oilers in exchange for the Patriots second round pick (52nd overall - John Thornton) and fourth round pick (117th overall - Donald Mitchell).

College

Faulk ranks fifth in NCAA history with 6,833 all-purpose yards ... Established a Southeastern Conference record with 6,833 career all-purpose yards and 53 total touchdowns ... Trails only Georgia RB Herschel Walker in SEC history in rushing yards (4,557) and rushing touchdowns (46) ... Holds school records with 4,557 rushing yards, 6,833 all-purpose yards, 53 total touchdowns, 46 rushing touchdowns and 318 total points ... Ranks second in school history with 856 carries ... Holds the second- and third-highest single-season rushing totals in school history ... He is the only player in school history to rush for over 1,000 yards in a season, three times in his career.

1998 (Senior): Earned All-Southeastern Conference honors ... Started all 11 games and led the SEC with 116.3 rushing yards per game, gaining 1,279 yards on 229 carries (5.6 avg.) ... Ranked second in the Southeastern Con-

ference with 102 total points (12 rushing touchdowns, three receiving and two returning) ... Led the Tigers with 2,109 all-purpose yards, an average of 191.7 yards per game ... Caught 22 passes for 287 yards (13.0 avg.) and three touchdowns ... Returned 23 punts for 265 yards (11.5 avg.) and a touchdown ... Added 278 yards and a touchdown on nine kickoff returns (30.9 avg.) ... Opened the season with 180 yards rushing on 17 attempts (10.7 avg.) and added a 58-yard punt return for a touchdown vs. Arkansas State ... Rushed for 178 yards on 13 attempts with touchdown runs of 1, 11 and 81 yards, and had a 50-yard touchdown reception vs. Idaho ... Earned SEC Player of the Week honors by rushing for 123 yards and a pair of touchdowns on 24 carries (5.4 avg.) and caught a 30-yard pass for a score in a victory vs. Mississippi State ... Gained a season-high 201 yards rushing on 30 attempts (6.7 avg.) and one touchdown vs. Alabama ... Recorded 108 yards rushing on 31 carries (3.5 avg.), including one touchdown and added another score on an 88-yard kickoff return. **1997 (Junior):**

Selected Associated Press third-team All-American as an all-purpose back and first

NOTES

- ★ Kevin re-wrote the record books at LSU, establishing school records with 4,557 rushing yards and 46 touchdowns. He is also the only player in school history to rush for over 1,000 yards in a season three times in his career.
- ★ Kevin resisted the temptation of turning pro following his junior season, stayed in school and earned his degree in kinesiology.
- ★ Kevin averaged an amazing 166.6 yards per game during his four-year college career.
- ★ Kevin became the first player in Tiger history to score touchdowns in each of the following categories in a single season: rushing (12), receiving (3), kickoff return (1) and punt return (1) in a single season.



team All-SEC honors ... Started eight of nine games and led the team with 1,646 all-purpose yards, including 1,144 rushing yards on 205 carries (5.6 avg.) ... Ranked third in the country with an average of 182.9 all-purpose yards per game ... Led the conference and ranked seventh in the nation with an average of 127.1 rushing yards per game ... Scored 15 rushing touchdowns, the second-highest single-season total in school history ... Rushed for 135 yards on 31 carries (4.4 avg.) vs. Vanderbilt ... Gained 172 on 25 carries (6.9 avg.) and scored a pair of touchdowns versus Mississippi ... Recorded season-high 212 yards rushing on 28 attempts (7.6 avg) and set an LSU single-game record with five touchdowns at Kentucky ... Scored two touchdowns and gained 168 yards on 27 attempts (6.2 avg.) at Alabama ... Totaled 105 yards on 26 carries (4.0 avg.) including one touchdown vs. Notre Dame ... Finished the season with his fifth consecutive 100-yard game, gaining 138 yards on 28 carries (4.9 avg.) and two touchdowns vs. Arkansas. **1996 (Sophomore):** Voted first-team All-American as an all-purpose back by the Associated Press ... Consensus first-team All-Southeastern Conference pick ... Recipient of the Charles McClendon Award, given to the team MVP ... Gained 1,282 yards rushing on 248 carries (5.2 avg.) and scored 13 touchdowns ... His 1,282 yards rushing are the second highest in school history ... Led the conference and ranked fourth in the nation with an average of 191.3 all-purpose yards per game ... Added 10 receptions for 134 yards (13.4 avg.), returned 14 kickoffs for 313 yards (22.4 avg.) and 24 punts for 375 yards (15.6 avg.) and one touchdown ... Named SEC Player of the Week in season opener with a school-record and personal best 246 yards rushing on 21 carries (11.7 avg.) and two scores vs. Houston ... Added a 78-yard punt return for a touchdown and finished with 376 all-purpose yards, the most ever in school history and second in SEC history versus Houston ... Rushed for 114 yards on 19 carries (6.0 avg.) and a pair of scores vs. Vanderbilt ... Gained 138 yards with two touchdowns on 21 attempts (6.6 avg.), gained 48 yards on two punt returns and 55 yards on a pair of kickoff returns vs. Kentucky ... Threw a seven-yard touchdown pass and rushed for 170 yards and two touchdowns on 32 carries (5.3 avg.) vs.

Mississippi State ... Scored three touchdowns and gained 117 yards on 28 carries (4.2 avg.) at Mississippi ... Gained 148 yards on 27 carries (5.5 avg.), added 22 receiving yards and 27 punt return yards ... Voted SEC Player of the Week as he rushed 36 times for 125 yards (3.5 avg.) and scored one touchdown ... He also caught one pass for 39 yards and returned a pair of punts for 50 yards in the regular season finale vs. Arkansas. **1995 (Freshman):** Named Freshman Offensive Player of the Year in the SEC by the *Knoxville News-Sentinel* ... Led the team with 852 yards on 174 carries (4.9 avg.) with six touchdowns ... Added five receptions for 86 yards (17.2 avg) and one score ... Gained 171 yards on 23 carries (7.4 avg.), including two touchdowns in his first collegiate start at Mississippi State ... Collected three touchdowns and 160 yards on 19 carries (8.2 avg.) vs. North Texas ... Voted SEC Player of the Week following a 159-yard, one-touchdown performance vs. Mississippi ... Exploded for 234 yards on 25 carries (9.4 avg.) with two touchdowns in the 1995 Independence Bowl.

Personal

Kevin Tony Faulk was born the son of Gerald and Vivian Faulk on June 15, 1976 in Lafayette, La. ... Named Class 5A Offensive Most Valuable Player two years in a row, making him the first player to capture that honor in back-to-back seasons in 20 years ... All-American pick by *Parade* and *USA Today* ... Rushed for 4,877 yards on 603 carries and 62 touchdowns during his career at Carencro (La.) High ... Totaled 7,612 all-purpose yards and scored 89 touchdowns during his high school career ... Set 17 career and school records ... Won the 1992 Class 5A State Championship at Carencro with 259 rushing yards and four touchdowns.

FAULK'S PASSING STATISTICS

		Passing						
Year	Team	Att	Comp	Pct	Yds	Td	Int	Lg
1996	LSU	1	1	100.0	7	1	0	7t
1997	LSU	1	0	0.0	0	0	0	0
1998	LSU	1	1	100.0	20	0	0	20
College Totals		3	2	66.6	27	1	0	20

**KEVIN FAULK'S COLLEGE STATISTICS**

Pos: RB	Ht: 5-8	Wt: 197	Year: R	Acq: D2-'99	College: LSU	Born: 6/15/76	Contract:
---------	---------	---------	---------	-------------	--------------	---------------	-----------

		Rushing						Receiving					Kickoff Returns					Punt Returns				
Year	Team	G/S	No	Yds	Avg	Lg	TD	No	Yds	Avg	Lg	TD	No	Yds	Avg	Lg	TD	No	Yds	Avg	Lg	TD
1995	LSU	10/7	174	852	4.9	58t	6	5	86	17.2	56t	1	2	36	18.0	27	0	0	0	0.0	0	0
1996	LSU	11/10	248	1282	5.2	80	13	10	134	13.4	39	0	14	313	22.4	39	0	24	375	15.6	78t	1
1997	LSU	9/8	205	1144	5.6	53t	15	16	93	5.8	25	0	9	217	24.1	33	0	14	192	13.7	32	0
1998	LSU	11/11	229	1279	5.6	81t	12	22	287	13.0	50t	3	9	278	30.9	88t	1	23	265	11.5	58t	1
College Totals		41/36	856	4557	5.3	81t	46	53	600	11.3	56t	4	34	844	24.8	88t	1	61	832	13.6	78t	2

TONY GEORGE



SAFETY

HEIGHT: 5-11 WEIGHT: 200
YEAR: ROOKIE DRAFT: 3 (91st) '99
SCHOOL: FLORIDA
MAJOR: THERAPEUTIC RECREATION
BORN: AUGUST 10, 1975 CINCINNATI, OHIO



How Acquired

Tony George was drafted by the Patriots in the third round (91st overall) of the 1999 NFL draft ... The pick was obtained from the Minnesota Vikings in exchange for CB Jimmy Hitchcock.

College

George was the leader of the Florida secondary, starting a season at both cornerback (1998) and strong safety (1997) ... Effective wedge-buster on special teams and was voted the team's Most Outstanding Special Teams Player award ... Four-time letter winner for the Gators (1995-98) ... Started 20 of 44 games for the Gators and recorded 128 career tackles (78 solo), eight interceptions, 18 deflected passes and four sacks during his college career ... Added six tackles for losses, three forced fumbles, three fumble recoveries and 54 special teams tack-

NOTES

- NOTE**
- ★ Tony was part of Florida's 1996 National Championship squad and won two Southeastern Conference Championships (1995 & '96)
 - ★ Tony was diagnosed with diabetes in 1991 but it has not effected his play. He has worked with the American Diabetes Association to search for a cure to diabetes.
 - ★ Tony was a special teams standout at the University of Florida, earning the team's Most Outstanding Special Teams Player award following his sophomore season.
 - ★ Tony draws inspiration and strength from his younger sister Tarii, who was diagnosed with cerebral palsy as a child.

les. **1998 (Senior):** Voted first-team All-Southeastern Conference following his senior season

... Started nine games at left cornerback and finished the year with 53 tackles (37 solo), 10 pass deflections and two forced fumbles ... Tied for team lead with four interceptions ... Registered seven tackles, an interception and three passes defended vs. Auburn ... Named SEC Defensive Player of the Week after recording seven tackles, one interception, a forced fumble and a deflected pass vs. Georgia ... Recorded a season-high nine tackles vs. South Carolina. **1997 (Junior):** Awarded the team's Most Inspirational Player following his junior season ... Started all 11 games at strong safety and finished second on the team with 65 tackles ... Also recorded two



interceptions, five tackles for losses, three sacks and seven pass deflections ... Recorded eight tackles and recovered a pair of fumbles in his first career start with the Gators ... Delivered five tackles, assisted on a quarterback sack, caused a fumble which he recovered, deflected two passes and intercepted another, which he returned the ball 89 yards for a touchdown to earn SEC Defensive Player of the Week honors... His 89-yard return was the third longest in school history and the longest since 1956 ... Closed out the regular season with 11 tackles and a 1-yard sack vs. Florida State. **1996 (Sophomore):** Participated in all 12 games as a reserve cornerback and special teams standout ... Led team with 15 special teams tackles and earned the team's Most Outstanding Special Teams Player Award ... Recorded seven tackles, including a tackle for loss and had an interception. **1995 (Freshman):** Played in all 12 games on special teams and saw reserve action at left cornerback

and strong safety ... Led the squad with 34 tackles (22 solo) ... Added three tackles and an interception. **1994 (Redshirt):** Red-shirted as a freshman.

Personal


Houston Antonio George Jr. was born the son of Houston Sr. and Arizona on Aug. 10, 1975 in Cincinnati, Ohio ... He is one of six children (four boys, two girls) ... Voted *Parade* All-American while playing defensive back and wide receiver for Winton Woods (Cincinnati) High ... Recorded 187 tackles with 17 interceptions during his high school career ... He also scored 17 touchdowns; 13 on pass receptions, three on punt returns and one interception return ... caught 13 touchdown passes returned three punts and one interception for touchdowns ... He majored in Therapeutic Recreation at Florida ... Tony is single.

TONY GEORGE

Pos: S	Ht: 5-11	Wt: 200	Year: R	Acq: D3-99	College: Florida							Born: 8/10/75				Contract:			
Tackles								Interceptions					Miscellaneous						
Year	Team	G/S	TT	UT	A	S	Yds	No	Yds	Avg	Lg	TD	PD	FF	FR	Yds	TD	SpT	
1995	Florida	12/0	3	1	2	0	0	1	0	0.0	0	0	0	0	0	0	0	34	
1996	Florida	12/0	7	5	2	1	7	1	2	2.0	2	0	1	0	0	0	0	15	
1997	Florida	11/11	65	35	30	3	24	2	89	44.5	89t	1	7	1	3	0	0	4	
1998	Florida	9/9	53	37	16	0	0	4	39	9.8	23	0	10	2	0	0	0	1	
College Totals		44/20	128	78	50	4	31	8	130	16.3	89t	1	18	3	3	0	0	54	

DERRICK FLETCHER

OFFENSIVE LINE



HEIGHT: 6-6 **WEIGHT:** 348
YEAR: ROOKIE **DRAFT:** 5 (154TH) '99
SCHOOL: BAYLOR
MAJOR: BUSINESS
BORN: SEPT. 9, 1975



How Acquired

Derrick Fletcher was drafted by the Patriots in the fifth round (154th overall) of the 1999 NFL Draft.

College

Fletcher was a four-year letterman at Baylor University ... Started all 22 games of his final two seasons on the offensive line (11-tackle; 11-guard) ... Start-



ed four of 21 games during his first two seasons at nose guard before switching to the offensive line during his junior season. **1998 (Senior):** Voted third-team All-American and was an All-Big Twelve Conference first-team selection ... Started every game at right tackle and led all linemen with 91 knockdowns ... First Baylor lineman to not allow a sack during the season in the 1990's. **1997 (Junior):** Manned the left guard position for all 11 games during the season and registered 55 knockdowns as Baylor averaged 185.4 yards per game rushing vs. Fresno State ... Recorded a career-high 13 knockdowns as the Bears totaled a season-high 319 yards rushing. **1996 (Sophomore):** Played in 10 games and started four at nose tackle as he registered 52 tackles ... Collected a career-high nine tackles vs. Texas A&M. **1995 (Freshman):** Participated in all 11 games

NOTES

- ★ Fletcher lettered on the Baylor track team in 1995 and finished fourth in both the indoor and outdoor Southwest Conference Finals in the shot put. He also held the state shot put title at Aldine (Texas) High.
- ★ In 1998, Fletcher became the first Baylor offensive lineman to not allow a sack during the season in the 1990's
- ★ Fletcher is the first player from Baylor to ever be drafted by the Patriots.

as a reserve nose guard ... Registered 34 tackles with a stop for a 1-yard loss and a pass deflection. **1994 (Redshirt):** Red-shirted as a freshman.

PERSONAL

Derrick W. Fletcher was born the son of Jewelene Fletcher on Sept. 9, 1975 in Houston, Texas ... Lettered on the Baylor track team in 1995 and finished fourth in both the indoor and outdoor Southwest Conference Finals in the shot put ... Starred on the football field at Aldine (Texas) High, earning *Scholastic Coach* Top 100, *Waco Tribune Herald* Top 30, *Dallas Morning News* 100 and *Super*

Prep Top 13 recognition his senior year ... Recorded 80 tackles with six sacks and blocked two PATs as a senior ... Lettered in basketball and track, winning the state shot put title ... Derrick majored in business at Baylor.

MARCUS WASHINGTON

SAFETY



HEIGHT: 6-1 **WEIGHT:** 217
YEAR: ROOKIE **DRAFT:** 6 (180th) '99
SCHOOL: COLORADO
MAJOR: COMMUNICATIONS
BORN: FEB. 26, 1975



How Acquired

Marcus Washington was drafted by the Patriots in the sixth round (180th overall) of the 1999 NFL draft ... The pick was obtained from the Baltimore Ravens in exchange for TE Lovett Purnell.

College

Washington was a four-year letterman at Colorado (1995-98) and totaled 168 tackles (111 solo), five interceptions, four fumble recoveries and one forced fumble ... Holds the Colorado school record with

42 pass deflections ... Also recorded six tackles for losses and 1.5 sacks ... Three-time All-Big Twelve Conference honorable mention ... Versatile pass defender with experience at each secondary position. **1998 (Senior):** All-Big Twelve Conference honorable mention ... Recipient of the Brian Cabral Award, given for special teams excellence ... Appeared in 10 games on defense, starting seven at free safety and two at right cornerback ... Finished the season with 42 tackles (31 solo) and eight pass deflections ... Recorded



two interceptions and returned one 40 yards for a touchdown ... Registered 10 tackles on special teams ... Returned an interception 40 yards for a touchdown which proved to be the game-winning points in 27-25 victory over Oklahoma ... Collected a season-high nine tackles and a pair of pass break-ups at Kansas. **1997**

(Junior): All-Big Twelve Conference honorable mention ... Started all 11 games, eight at right cornerback and three at strong safety ... Recorded 57 tackles, two tackles for losses, one forced fumble and 10 pass deflections ... Intercepted three passes and returned one for a touchdown ... Set up the go-ahead touchdown with a 10-yard interception return and added eight tackles vs. Colorado State ... Posted nine tackles vs. Texas A&M ... Returned an interception 25 yards for a touchdown vs. Kansas. **1996**

(Sophomore): All-Big Twelve Conference honorable mention ... Played in 12 games and started 10 at left cornerback ... Set a school single-season record for the most pass deflections with 20 ... Recorded 46 tackles, four stops for losses, 1.5 sacks and two fumble recoveries ... Returned a fumble 54-yard for a touchdown and delivered eight tackles at Missouri ... Posted nine tackles and five pass deflections vs. Michigan ... Registered 10 tackles (9 solo) and four pass break-ups vs. Texas A&M. **1995 (Freshman):** Co-winner of the Lee Willard Award, presented by

the coaching staff to the most outstanding freshman ... Played in every game, earning one start ... Finished with 23 tackles, two fumble recoveries and four pass deflections ... Blocked a punt and returned it 16 yards which set up a Colorado score in his first career game ... Named Defensive Most Valuable Player in the Cotton Bowl following his 95-yard interception return for a touchdown, the longest postseason play in Colorado's bowl history ... Added six tackles and two pass deflections in 38-6 victory vs. Oregon. **1994 (Red-shirt):** Redshirted as a freshman.

Personal

Marcus Leon Washington was born the son of Ann Washington on Feb. 26, 1975 in Mobile, Alabama ... Earned

All-Colorado and first-team all-state honors from the *Denver Post* and was named the team's most valuable player at Harrison High in Colorado Springs, Colo. ... Registered 457 tackles, including 192 during his senior season ... Returned three of his four interceptions for scores that year ... Also lettered in basketball and track ... Majored in communications at Colorado.

MARCUS WASHINGTON

Pos: S Ht: 6-1 Wt: 217 Year: R Acq: D6-'99

College: Colorado

Born: 2/26/75 Contract:

		Tackles						Interceptions					Miscellaneous						
Year	Team	G/S	TT	UT	A	S	Yds	No	Yds	Avg	Lg	TD	PD	FF	FR	Yds	TD	SpT	
1995	Colorado	11/0	23	15	8	0	0	0	0	0.0	0	0	4	0	2	24	0	8	
1996	Colorado	11/10	46	36	10	1.5	9	0	0	0.0	0	0	20	0	2	54	1	3	
1997	Colorado	11/11	57	29	28	0	0	3	43	14.3	25	1	10	1	0	0	0	2	
1998	Colorado	10/9	42	31	11	0	0	2	60	30.0	40	1	8	0	0	0	0	10	
College Totals		43/30	168	111	57	1.5	9	5	103	20.6	40	2	42	1	4	78	1	23	



MICHAEL BISHOP

QUARTERBACK



HEIGHT: 6-0 **WEIGHT:** 195
YEAR: ROOKIE **DRAFT:** 7A (227TH) '99
SCHOOL: KANSAS STATE
MAJOR: SOCIAL SCIENCE
BORN: MAY 15, 1976



How Acquired

Michael Bishop was drafted by the Patriots with their first pick in the seventh round (227th overall) of the 1999 NFL draft.

College

Bishop started in all 25 games (including bowl games) during his two-year career at Kansas State and posted a 22-3 (.880) record ... Received 792 votes, including 41 first place votes, and finished second in the 1998 Heisman Trophy voting ... Finished his Wildcat career fourth on the all-time passing list with 4,401 yards and broke Chad May's (34, 1993-94) previous record with 36 touchdown passes despite playing only two seasons ... Ranks second behind Lynn Dickey

(5,779, 1968-70) in Kansas State annals with 5,715 yards of total offense ... Established a Kansas State record with 59 total touchdowns (rushing and passing) ... Holds the school's career records with 23 rushing touchdowns and 1,314 yards rushing for quarterbacks (11th overall) ... Stared at Blinn (Texas) Junior College during 1995-96 season and was victorious in all 24 games, 24-0, and won two NJCAA national titles.

1998 (Senior): Voted consensus All-American and All-Big Twelve Conference selection ... Named Big Twelve Offensive Player of the Year ... Shattered school season records with 2,844 yards, 23 touchdowns and only four interceptions ... Led the team with 14 rushing touchdowns and finished second with 748 yards on 177 attempts (4.2 avg.) ... Totaled 3,592 total yards on offense

... Rushed for two scores and passed for 130 yards and two more scores vs. Northern Illinois ... Completed 14 of 20 passes for 182 yards and two touchdowns and added another score on a one-yard run vs. Texas ... Passed for 440 yards and four touchdowns on 23 of 40 passes vs. Northeast Louisiana ... His four touchdown passes tied his own school record (also set by several others) and his 440 passing yards rank second in school history ... Gained 89 yards with two touchdowns on 14 attempts (6.4 avg.) and passed for 287 yards, including three touchdowns vs. Oklahoma State ... Completed 19 of 33 attempts for 306 yards and a pair of touch-

downs and rushed 25 times for 140 yards (5.6 avg.) with two scores and was voted Big-Twelve Offensive Player of the Week as the Wildcats defeated Nebraska for the first time in 30 years. **1997**

(Junior): Voted second-team All-Big Twelve Conference pick by the league's coaches and Big Twelve Newcomer of the year by Associated Press ... Started all 11 regular season games and completed 80 of 185 passes for 1,557 yards and 13 touchdowns ... Rushed for 556 yards on 147 attempts (3.8 avg.) and added nine touchdowns ... In his first game with the Wildcats he passed

for four touchdowns on 172 yards, adding 98 yards on eight carries (12.3 avg.) and one touchdown vs. Northern Illinois ... Carried 14 times for a school-record (for quarterbacks) 196 yards (14.0 avg.) with two touchdowns vs. Missouri ... Passed for 218 yards and three touchdowns, including a 63-yarder, and

NOTES

- ★ Michael finished second to Texas RB Ricky Williams in the 1998 Heisman Trophy voting.
- ★ Michael accumulated a 46-3 (.938) record during his college career.
- ★ Michael led Blinn Junior College to 24-0 record and back to back NJCAA titles.



rushed for 33 yards on 10 attempts (3.3 avg.) ... Earned MVP honors in the Fiesta Bowl as he completed 14 of 23 passes for 317 yards, including four touchdowns and rushed 15 times for 73 yards, including a 12-yard score vs. Syracuse. **1996 (Sophomore):** Led Blinn (Texas) Junior College to a 12-0 record and a NJCAA National Championship to become the first team to ever to win back to back titles ... Voted honorable mention All-Conference ... Controlled an offense which accumulated 3,086 yards rushing, including 47 touchdowns and scored a total of 438 points (36.5 avg. per game) ... Passed for 972 yards, including nine touchdowns, and rushed for 265 yards and four scores ... Threw three touch-

down passes and 321 yards vs. Kilgore. **1995 (Freshman):** Led Blinn to a 12-0 record and the NJCAA National Championship ... Gained 387 yards on 119 carries (3.3 avg.), including three scores and passed for 1,712 yards and 18 touchdowns.

Personal

Michael Paul Bishop was born the son of Artis and Ethel Bishop on May 15, 1976 in Galveston, Texas ... All-Montgomery County, all-city and all-state selection at Willis (Texas) High ... Two-year starter who averaged 221.2 yards per game passing as a senior ... Majored in Sociology at Kansas State.

MICHAEL BISHOP'S COLLEGE STATISTICS

BLINN JUNIOR COLLEGE

Year	Team	GP/GS	Passing					Rushing				
			Att	Comp	Pct.	Yds	TD	Int	Att	Yds	Avg	LG
1995	Blinn	12/12	191	102	53.4	1712	18	8	119	387	3.3	NA
1996	Blinn	12/12	152	67	44.1	972	9	11	69	265	3.8	NA
College Totals		24/24	343	169	49.3	2684	27	19	188	652	3.5	NA

KANSAS STATE

Year	Team	GP/GS	Passing					Rushing				
			Att	Comp	Pct.	Yds	TD	Int	Att	Yds	Avg	LG
1997	Kansas St.	11/11	185	80	43.2	1557	13	8	147	566	3.9	43t
1998	Kansas St.	12/12	295	164	55.6	2844	23	4	177	748	4.2	51
College Totals		23/23	480	244	50.8	4401	36	12	324	1314	4.1	51

SEAN MOREY

WIDE RECEIVER

HEIGHT: 5-11 **WEIGHT:** 190
YEAR: ROOKIE **DRAFT:** 7B (241ST) '99
SCHOOL: BROWN
MAJOR: ORGANIZATIONAL BEHAVIOR AND MANAGEMENT
BORN: FEBRUARY 26, 1976 MARSHFIELD, MA



How Acquired

Sean Morey was drafted by the Patriots with their second pick in the seventh round (241st overall) of the 1999 NFL draft ... The pick was obtained from the NFL as compensation for losing free agent fullbacks

Keith Byars and Sam Gash.

College

Morey totaled an Ivy-League record 251 receptions, 3,850 yards and 39 touchdowns while earning four



letters (1995-98) at Brown University ... Voted Ivy-League Player of the Year in 1997 following his 74 receptions for an Ivy League record 1,434 yards and 15 touchdowns ... Voted three-time first-team All-Ivy League (1996-98) ... Three-time first team All-New England (1996-98) ... He is the first Brown University football player to have his number retired (24) ... Holds 11 individual records at Brown, including career record for pass receptions (251), receiving yards (3,850), touchdown receptions (39), points scored (240) and kickoff return yards (1,736)

... He also owns records for the most receptions in a season (83, 1998) single game records for receiving yards (221; vs. Cornell 1997), touchdown receptions (3; vs. Cornell and Columbia 1997) and longest pass reception (92 yards; vs. Fordham 1997) ... Ranks third behind Jerry Rice, San Francisco 49ers (4,693) and Dedrick Ward, New York Jets (3,876) in the NCAA I-AA all-time record book with 3,850 receiving yards ... Also ranks third with 251 receptions and fourth with 39 touchdowns, Rice leads both categories (301 and 50) ... Started all 40 games during his college career and caught at least one pass in every game. **1998**

(Senior): Earned first team All-Ivy League, first team All-New England and second team *USA Today*/ESPN All-American accolades ... Caught 83 passes for 1,023 yards and scored 10 touchdowns while starting in all 10 games ... Added 518 kickoff return yards, including one touchdown and 53 yards rushing ... Opened his senior campaign by earning the Ivy League Honor Roll with six catches for 64 yards, one touchdown and added a 90-yard kickoff return for another score ... Elected to the Ivy League Honor Roll following his 11 catch, 88-yard performance at Rhode Island ... Recorded 12 catches for 215 yards and two touchdowns and voted Ivy League Player of the Week for his efforts ... His 12 catches were the fourth highest total in school history and the 215 receiving yards are the second highest total ... Followed his award-winning performance with 10 catches for

139 yards and a pair of touchdowns vs. Fordham ... Scored two touchdowns on 11 catches and 116 yards at Harvard. **1997 (Junior):** Morey became the first player from Brown to ever win the Asa S. Bushnell Cup as the Ivy League Player of the Year ... Voted second-team Associated Press All-American, was a unanimous first-team All-Ivy selection and first-team ECAC All-Star ... Appeared in *Sports Illustrated's* Faces in the Crowd on Jan. 12, 1998 ... Led the

nation (NCAA I-AA) in receiving yards per game with a 143.4 yard average and ranked fifth nationally with 7.30 receptions per game; 1,434 yards on 74 catches ... Set Brown and Ivy League records with 1,434 receiving yards and 15 touchdowns ... His 74 catches rank second in school history ... Recorded 100 or more receiving yards in nine of 10 games and multiple touchdowns in five games ... Opened the season with seven catches for 169 yards (24.1 avg.) and two touchdowns at Yale ... Voted to the Ivy League Honor Roll following his eight-catch, 116-yard, two-touchdown performance vs. Lafayette ... Caught five passes for 171 yards and two touchdowns, including a 92-yard score, the longest in school history,

at Fordham ... Earned second Ivy League Honor Roll with eight-catch, 154-yard and one-touchdown performance vs. Rhode Island ... Established a Brown single-game record with 221 yards on seven catches and added three touchdowns vs. Cornell ... Totaled 129 yards on three catches, including a 33-yard touchdown and earned his third Ivy League Honor Roll mention vs. Harvard ... Closed out memorable season with 10 catches for 152 yards and three touchdowns vs. Columbia. **1996 (Sophomore):** Earned first-team All-Ivy and second-team ECAC All-Star acclaim ... Started all 10 games and caught 60 passes for 939 yards (15.7 avg.) and scored seven touchdowns ... His 939 yards ranked third overall and his 60 receptions ranked fourth overall in school history ... Returned 17 kickoffs for 372 yards (21.9 avg.) ... Recorded 171 yards, the eighth-highest total in school history, on nine catches vs. Penn. **1995**

NOTES

- ★ Sean is the first Brown University football player to have his number retired (24).
- ★ Sean became the first player from Brown to ever win the Asa S. Bushnell Cup as the Ivy League Player of the Year.
- ★ Sean appeared in *Sports Illustrated's* Faces in the Crowd on Jan. 12, 1998.
- ★ Sean holds five Ivy League and eight Brown receiving records.



(Freshman): Voted Ivy League Rookie of the Year and winner of the Joe Paterno Award as Brown's Outstanding Freshman Athlete ... Recorded 34 catches for 454 yards, including a team-high seven touchdowns, 386 kickoff return yards and 46 rushing yards (886 total yards) ... Named Ivy League Rookie of the Week honors following his three catches for 62 yards and two touchdowns vs. Penn ... Secured his second Ivy League Rookie of the Week honor following his six receptions for 61 yards vs. Dartmouth ... Scored twice on four catches vs. Harvard ... Concluded his freshman campaign with a six-catch, 67-yard effort vs. Columbia.

Personal

Sean Joseph Morey was born the son of Dennis and Patricia Morey on Feb. 26, 1976 ... Named New England Prep School Player of the Year at Hebron (Maine) Academy ... Caught 33 passes for 675 yards and 17 touchdowns at Hebron ... Selected as a *Boston Globe* All-Star and *Patriot Ledger* all-scholastic team at Marshfield (Mass.) High ... Lettered in basketball and track ... He is one of four children (two brothers and a twin sister) ... Majored in Organizational Behavior and Management at Brown.

SEAN MOREY'S COLLEGE STATISTICS

Pos: WR Ht: 5-11 Wt: 190 Year: R Acq: D7b-99 College: Brown Born: 2/26/76 Contract: '01

		Receiving					Kickoff Returns				Rushing				All-Purpose Yards	
Year	Team	G/S	No	Yds	Avg	TD	No	Yds	Avg	TD	No	Yds	Avg	TD	All-Purp.	Gm/Avg.
1995	Brown	10/10	34	454	13.4	7	24	386	16.1	0	5	46	9.2	0	886	88.6
1996	Brown	10/10	60	939	15.7	7	17	372	21.8	0	7	17	2.4	0	1,328	132.8
1997	Brown	10/10	74	1,434	19.4	15	25	460	18.4	0	4	15	3.8	0	1,924	192.4
1998	Brown	10/10	83	1,023	12.3	10	22	518	23.5	1	9	53	5.9	0	1,588	158.8
College Totals		40/40	251	3,850	15.3	39	88	1736	19.7	1	25	131	5.2	0	5,726	143.2

Additional Statistics: Added nine career punt return yards and attempted one incomplete pass.

DRAFT DAY TRADES

Listed below are all the trades involving the Patriots during the 1999 NFL draft

- 4/19/98** The Patriots acquire Minnesota's 1999 third round pick (91st overall - Tony George, DB, Florida) for CB Jimmy Hitchcock.
- 3/31/99** The Patriots acquire Baltimore's 1999 sixth round pick (180th overall - Marcus Washington, DB, Colorado) for TE Lovett Purnell.
- 4/17/99** The Patriots acquire Seattle's 1999 first round pick (17th overall - Damien Woody, C, Boston College) for the Patriots' 1999 first round pick (20th - Ebenezer Ekuban), third round pick (82nd - Karsten Bailey) and sixth round pick (191st - James Dearth).
- 4/17/99** The Patriots acquire Tennessee's 1999 second round pick (46th overall - Kevin Faulk, RB, LSU) for the Patriots' 1999 second round pick (52nd - John Thornton) and fourth round pick (117th - Donald Mitchell).



BRIAN AIKINS



FULLBACK

HEIGHT: 5-10 **WEIGHT:** 255 **YEAR:** R
COLLEGE: OKLAHOMA STATE **MAJOR:** PHYSICAL EDUCATION
BORN: 10/18/75, FT. LAUDERDALE, FLA.
HS: CHEROKEE (N.J.) HIGH **SIGNED WITH THE PATRIOTS:** 5/13/99



College: Earned four letters (1998-95) at Oklahoma State ... Rushed for 363 yards on 103 carries (3.5 avg.) and scored 11 touchdowns during his Cowboy career ... Added 12 receptions for 87 yards and one touchdown during his career ... Gained 121 yards on 41 carries (3.0 avg.) and scored four touchdowns for an offense that averaged 204.5 rushing yards per game during the 1998 season.

Personal: Brian R. Aikins was born the son of Brian Sr. and Liz Aikins in Ft. Lauderdale, Fla. ... Named all-state as a senior at Cherokee (N.J.) High ... Averaged more than five yards per carry and scored 13 touchdowns as a senior ... Selected as Burlington County Player of the Year ... Earned three basketball letters ... Majored in physical education.

BRIAN AIKINS COLLEGE STATISTICS

Rushing					Receiving				
Year	G	No	Yds	Avg.	TD	No	Yds	Avg.	TD
1995	6	4	9	2.3	1	1	0	0.0	0
1996	11	20	101	5.1	2	6	32	5.3	0
1997	11	38	132	3.5	4	2	32	16.0	0
1998	11	41	121	3.0	4	3	23	7.7	1
Totals	39	103	363	3.5	11	12	87	7.3	1

JAMIE BOWERS



FULLBACK

HEIGHT: 6-3 **WEIGHT:** 237 **YEAR:** R
COLLEGE: WABASH **MAJOR:** PHYSICS
BORN: 5/13/76, WARSAW, IND.
HS: WARSAW (IND.) HIGH **SIGNED WITH THE PATRIOTS:** 5/13/99



College: Four-year letterman at Wabash (1994, 1996-98) ... Earned Wabash's MVP and GTE/CoSIDA Academic All-District ... Three-time All-Heartland Conference first-team member ... Caught 94 passes for 1,323 yards (14.1 avg.) plus five touchdowns and added 103 yards on 22 rushing attempts ... Closed out his college career with 37

receptions for 547 yards (14.8 avg.), two touchdowns, 45 yards rushing on 11 attempts (4.1 avg.) and completed one pass for 26 yards during his senior season. **Personal:** Jamie Ray Bowers was born the son of James and Jean Bowers ... Earned four letters as a right fielder on Wabash's baseball team and batted .321 (98-305) with 19 doubles,

JAMIE BOWERS COLLEGE STATISTICS

Rushing					Receiving				
Year	G	No	Yds	Avg.	TD	No	Yds	Avg.	TD
1994	10	-	-	-	-	-	-	-	-
1995	-	Missed entire season due to injuries							
1996	10	-	-	-	-	26	343	13.2	2
1997	10	11	58	5.3	0	31	433	14.0	1
1998	10	11	45	4.1	0	37	547	14.8	2
Totals	40	22	103	4.7	0	94	1,323	14.1	5

Additional Statistics: Added five kickoff returns for 73 yards (14.6 avg.) during his career.

four triples, five HRs, 76 RBIs and 69 runs scored ... Voted most valuable player, all-conference, and earned academic all-state honors at Warsaw (Ind.) High ... Majored in physics at Wabash.



JAYSON BRAY

CORNERBACK



HEIGHT: 5-10 **WEIGHT:** 188 **YEAR:** R
COLLEGE: AUBURN **MAJOR:** HOTEL AND RESTAURANT MANAGEMENT
BORN: 3/7/78, LaGrange, GA.
HS: LaGrange (GA.) **HIGH SIGNED WITH THE PATRIOTS:** 4/20/99



College: Four-year letterman at Auburn (1995-98) ... Recorded 115 tackles (87 solo), including eight tackles for losses and forced two fumbles ... Ranks eighth on the school's career list with 10 interceptions and seventh with 150 yards in returns ... Registered five tackles, two pass deflections and a 77-yard interception return to set up an Auburn touchdown vs. Tennessee in 1997 SEC Championship

game ... Intercepted a pair of passes, returning one 34 yards for a touchdown vs. Mississippi in 1996 ... Collected a career-high 10 tackles vs. Georgia in 1996. **Personal:** Jayson Deshun Bray was born the son of Jaycee and Deborah Bray ... Two-time 5A All-State selection as a defensive back at LaGrange (Ga.) High ... Named to *Atlanta Journal-Constitution* "Georgia Top 50" ... Played both defensive back and wide receiver ... Recorded 79 total tackles, three interceptions, caught 17 passes for three touchdowns as a senior ... Also lettered in basketball, baseball and track.

JAYSON BRAY'S COLLEGE STATISTICS

Year	GP/GS	Tackles			Miscellaneous					
		TT	UT	A	INT	TFL	PD	FF	FR	
1995	8/0	7	5	2	1	0	0	0	0	
1996	9/8	41	35	6	4	3	9	0	1	
1997	13/3	21	15	6	2	5	4	0	0	
1998	11/7	46	32	14	3	5	8	2	0	
Totals	41/18	115	87	28	10	8	21	2	1	

WILLIE COHENS

DEFENSIVE END



HEIGHT: 6-2 **WEIGHT:** 264 **YEAR:** R
COLLEGE: FLORIDA **MAJOR:** PUBLIC RELATIONS
BORN: 11/21/76, Starke, Fla.
HS: BRADFORD COUNTRY (FLA.) **HIGH SIGNED WITH THE PATRIOTS:** 5/13/99



College: Cohens was a four-year letterman (1995-98) at Florida ... Recorded 68 career tackles, 11 quarterback sacks, eight tackles for losses, and 19 quarterback pressures ... Earned *Associated Press* All-Southeastern Conference second-team selection after recording a 20 tackles, 2.5 sacks, seven quarterback pressures and one stop behind the line of scrimmage during his senior season ... Delivered six tackles with a 5-yard sack and five stops

for losses of 14 yards vs. Penn State in the 1997 Citrus Bowl. **Personal:** Willie Lee Cohens Jr. was born the son for Willie Sr. and Mary Cohens ... Voted *Blue Chip Illustrated* All-Southeastern Regional, *Super Prep* Florida Top 50, Florida Times-Union Area Defensive Player of the Year and All-State Class 3A choice at Bradford County (Fla.) High ... Registered 102 tackles with 12 stops behind the line of scrimmage during his senior year.

WILLIE COHEN'S COLLEGE STATISTICS

Year	GP/GS	Tackles			Miscellaneous					
		TT	UT	A	S	Yds	TFL	PD	FR	
1995	11/0	11	5	6	2.0	6	1	0	1	
1996	4/3	5	5	0	1.0	4	1	0	0	
1997	11/7	32	17	15	5.5	43	5	0	1	
1998	10/10	20	12	8	2.5	18	1	1	0	
Total	36/20	68	39	29	11.0	71	8	1	2	



DANIEL COLLINS

GUARD



HEIGHT: 6-4 **WEIGHT:** 300 **YEAR:** R
COLLEGE: BOSTON COLLEGE **MAJOR:** COMMUNICATIONS
BORN: 7/27/76, RAYNHAM, MASS.
HS: BRIDGEWATER-RAYNHAM (MASS.) HIGH **SIGNED WITH THE PATRIOTS:** 4/20/99



College: Collins was a three-year letterman at Boston College (1996-98) ... Started at guard in 11 games during his senior season along side Patriots' first-round pick Damien Woody ... Credited with 33 knockdowns for an Eagle rushing attack that averaged 195.8 yards per game. **Personal:** Daniel Raymond Collins was born the son of Raymond and Elizabeth Collins in Raynham, Mass. ... Earned All-North-

east honors from *Super Prep* and voted *Brockton Enterprise* and *Taunton Gazette* All-Scholastic honors at Bridgewater-Raynham (Mass.) High ... Also participated on the basketball team, threw the javelin and ran high hurdles for the track team ... His uncle is Matt Cavanaugh, former Patriots quarterback (1978-82) and current Baltimore Ravens offensive coordinator.

DANA COTTRELL

LINEBACKER



HEIGHT: 6-3 **WEIGHT:** 244 **YEAR:** 1
COLLEGE: SYRACUSE **MAJOR:** RETAILING
BORN: 1/11/74, BOSTON, MASS.
HS: BILLERICA (MASS.) MEMORIAL HIGH **SIGNED WITH THE PATRIOTS:** 12/18/98



Pro: Originally signed with Cincinnati as a rookie free agent in 1997, but was waived (7/28/97) ... Signed by Jacksonville (7/30/97), but was released (8/18/97) ... Missed the 1997 season, but signed with the Patriots (2/2/98) and was assigned to the London Monarchs of the NFL Europe League in the spring of 1998 ... Waived by the Patriots (8/25/98) ... Signed to the Patriots' practice squad on Dec. 9, 1998 and was activated just over a week later (12/18/98) to the 53-man roster. Activated from the Patriots practice squad on Dec. 18, 1998 and played in each of the Patriots final three games, including the playoff game at Jacksonville (1/3/99) ... Made his NFL debut playing special teams in a 24-21 victory over San Francisco (12/20) ... Recorded his first NFL tackle with a special teams hit at New York (12/27) against

the Jets. **College:** Played both inside and outside linebacker at Syracuse (1993-96) ... Started 21 of his final 22 games for the Orangemen and appeared in 44 games during his four-year career ... Finished his collegiate career with 183 tackles (99 solo), including a sack, one interception and one fumble recovery ... Had his best year in 1995 when he started all 11 games and finished the year with 83 tackles (48 solo) and an interception. **Personal:** Dana Robert Cottrell was born the son of George and Corrie Cottrell on Jan. 11, 1974 in Boston ... He was a *Super Prep* and *USA Today* prep All-American at Billerica (MA) Memorial High ... He earned all-state honors from the *Boston Herald* and all-scholastic team honors from the *Boston Globe* ... He majored in retailing at Syracuse.

DANA COTTRELL'S COLLEGE STATISTICS

Year	G/S	Tackles			Miscellaneous			
		TT	UT	A	S	Int	PD	FR
1993	11/0	10	7	3	0	0	0	0
1994	11/1	42	19	23	0	0	0	1
1995	11/11	83	48	35	0	1	1	0
1996	11/10	48	25	23	1	0	0	0
Totals	44/22	183	99	84	1	1	1	1



TARREN CRAWFORD

GUARD



HEIGHT: 6-6 WEIGHT: 319 YEAR: 1
COLLEGE: CENTRAL STATE (OH) MAJOR: PHYSICAL EDUCATION
BORN: SEPT. 23, 1977, BALTIMORE, Md.
HS: RANDALLSTOWN (Md.) HIGH SIGNED WITH PATRIOTS: 2/11/99



Pro: Originally signed with the Philadelphia Eagles following the 1998 NFL draft (4/1/98) but was waived during training camp (8/25/98) ... Signed to the Patriots practice squad (12/30/98) ... Re-signed with the Patriots (2/11/99) and allocated to NFL Europe's Barcelona Dragons and saw action at the tackle position for the Dragons. **College:** Started every game of his two-year

career at Central State (Ohio) ... Sat out the 1997 season after attempting to transfer to Morgan State following the termination of Central State's football program. **Personal:** Crawford was named All-Chesapeake and all-metro selection as a two-way lineman at Randallstown (Md.) High ... Majored in physical education at Central State.

CORY GILLIARD

SAFETY



HEIGHT: 6-0 WEIGHT: 210 YEAR: 1
COLLEGE: BALL STATE MAJOR: CRIMINAL JUSTICE
BORN: 10/10/74, BRONX, N.Y.
HS: NORTH CENTRAL (IND.) HIGH SIGNED WITH PATRIOTS: 2/11/99



Pro: Originally drafted by the Denver Broncos in the fourth round (124th overall) of the 1997 NFL draft ... Waived (8/24/97) and was signed onto the Broncos practice squad (8/25/97) ... Released (9/24/97) from the Broncos' practice squad and signed onto New Orleans' practice squad (10/22/97) ... Signed by Cincinnati (12/8/97) and made his NFL debut in the season finale vs. Baltimore ... Released from the Bengals (8/19/98) following training camp ... Signed by New England (2/11/99) and was allocated to NFL Europe's Frankfurt Galaxy ... The Galaxy finished the season 6-4 and won a berth in the 1999 World Bowl versus the Barcelona Dragons ... Led the Galaxy with 47 tackles (41 solo) ... Added one interception

and seven passes defended. **College:** Four-year letterman (1993-96) and started 35 of 43 games during his career at Ball State ... Totaled 370 tackles, including 17 tackles for losses ... Also had one interception, six forced fumbles, three sacks and 16 passes defended ... Blocked four kicks during his Ball State career ... Named first-team All Mid-American Conference as a junior and senior. **Personal:** Cory Rashad Gilliard was born the son of Alvin and Claudia Gilliard in Bronx, N.Y. ... Played at Danbury (Conn.) High during his sophomore season and spent his last two years at North Central High in Indiana ... Earned his degree in Criminology with a minor in computer science from Ball State.

CORY GILLIARD'S COLLEGE STATISTICS

		Tackles			Miscellaneous				
Year	G/S	TT	UT	A	S	Yds	I	PD	FC
1993	11/3	35	17	18	2	20	0	1	1
1994	11/11	126	75	51	0	0	0	6	1
1995	10/10	97	62	35	1	2	1	5	3
1996	11/11	112	63	49	0	0	0	4	1
Totals	43/35	370	217	153	3	22	1	16	6



JAMES GRIER

DEFENSIVE TACKLE



HEIGHT: 6-5 WEIGHT: 307 YEAR: 1
COLLEGE: MISSISSIPPI STATE MAJOR: EDUCATION PSYCHOLOGY
BORN: 12/20/74, MACON GA.
HS: MACON (GA.) CENTRAL HIGH SIGNED WITH PATRIOTS: 2/16/99



Pro: Originally signed by the Buffalo Bills (4/24/98) following the 1998 NFL Draft ... Added to the Patriots' practice squad (10/15/98) ... Signed by the Patriots (2/16/99).
College: Started 26 of 36 games and recorded 136 tackles, including 14 for losses at Mississippi State ... Established a career-high 10 tackles, including two tackles for

losses at Arkansas ... Recorded a single-season career best 63 tackles as a sophomore ... Named to the SEC's All-Freshman Team by the *Knoxville News-Sentinel*. **Personal:** James Benjamin Grier was born the son of Ms. Lillian Grier in Macon, Ga. ... Named first-team Class 4A All-State on the defensive line by the *Atlanta Journal Constitution* ... Started

three years on both the offensive and defensive lines ... Earned his degree in educational psychology at Mississippi State.

JAMES GRIER'S COLLEGE STATISTICS

Year	GP/GS	Tackles			Miscellaneous					
		TT	UT	A	S	Yds	TFL	PD	FR	
1994	11/7	39	15	24	0.5	3	4	1	1	
1995	11/9	63	32	31	0	0	5	1	0	
1996	3/1	9	5	4	0	0	1	0	0	
1997	11/9	25	13	12	0	0	4	0	0	
Totals	36/26	136	65	71	0.5	3	14	2	1	

KADAR HAMILTON

SAFETY



HEIGHT: 5-10 WEIGHT: 200 YEAR: 1
COLLEGE: STANFORD MAJOR: ECONOMICS
BORN: 8/24/76, BOSTON, MASS.
HS: LOYOLA (CALIF.) HIGH SIGNED WITH PATRIOTS: 2/11/99



Pro: Originally signed by the St. Louis Rams as a rookie free agent (6/11/98) following the 1998 NFL draft but was later released (8/24/98) ... Signed to the Patriots practice squad (12/30/98) and was then added to their active roster on (2/11/99) ... He was allocated to NFL Europe's Barcelona Dragons and recorded 27 tackles, two interceptions, four passes defended and one forced fumble during the season ... The Dragons finished the season 7-3 and earned a

birth in the 1999 World Bowl versus the Frankfurt Galaxy ... Voted NFL Europe's Defensive Player of the Week following his two interception, eight-tackle performance vs. Frankfurt in Week 5. **College:** Earned four letters at Stanford and accumulated 149 tackles (109 solo), including five tackles for losses and one interception ... Started all 11 games and established a career-high with 65 tackles during his senior season ... Recorded a season-high with nine tackles vs. North Carolina and Notre Dame in 1997. **Personal:** Kadar Hamilton was born the son of Ray and Paula Hamilton ... Played both running back and defensive back at Loyola (Calif.) High ... He rushed for 1,205 yards on 164 carries (7.8 avg.) and 16 scores ... Named Co-MVP of the Del Ray League, first-team All-Del Ray League and first-team all-central city by the *Los Angeles Times* ... Also lettered in baseball at Loyola.

KADAR HAMILTON'S COLLEGE STATISTICS

Year	Tackles			Misc.			
	TT	UT	A	TFL	I	PD	
1994	60	41	19	0	1	2	
1995	5	0	5	0	0	1	
1996	19	17	2	0	0	0	
1997	65	51	14	5	0	1	
Totals	149	109	40	5	1	4	



COREY IVY

CORNERBACK



HEIGHT: 5-8 **WEIGHT:** 183 **YEAR:** R
COLLEGE: OKLAHOMA **MAJOR:** SOCIOLOGY
BORN: 3/29/77, St. Louis, Mo.
HS: MOORE (OKLA.) HIGH **SIGNED WITH THE PATRIOTS:** 5/13/99



College: Ivy lettered twice at Oklahoma (1997-98) ... Totaled 69 tackles, four interceptions and nine pass deflections during his Sooner career ... Added one blocked extra point and returned another for a safety ... Two-year starter at Northeastern Oklahoma A&M (Miami, Okla.) and was ranked as

one of the top defensive backs in the nation by several recruiting publications ... Led the team in pass deflections with 18 and finished with 52 tackles and three interceptions ... Returned one punt 51-yards for a touchdown. **Personal:** Corey Terrell Ivy was born the son of Willie and Gail Ivy ... Started at tailback and cornerback at Moore (Okla.) High ... Earned district MVP and all-state honors as a senior ... Rushed for 1,614 yards and 21 touchdowns as a senior ... Also lettered in track ... Majored in sociology.

COREY IVY'S COLLEGE STATISTICS

Year	G	Tackles			Misc.	
		TT	UT	A	I	PD
1995		Oklahoma A&M (Miami, Okla.)			0	7
1996		Oklahoma A&M (Miami, Okla.)			4	9
1997	11	25	14	11	0	7
1998	11	44	39	5	4	9
Totals	22	69	53	16	4	16

GARRETT JOHNSON

DEFENSIVE TACKLE



HEIGHT: 6-3 **WEIGHT:** 294 **YEAR:** R
COLLEGE: ILLINOIS **MAJOR:** SPEECH COMMUNICATIONS
BORN: 12/31/75, BELLEVILLE, ILL.
HS: BELLEVILLE EAST (ILL.) HIGH **SIGNED WITH THE PATRIOTS:** 4/20/99



College: Johnson was a four-year letterman who started 32 of 39 games ... Recorded 182 tackles (121 solo), 8.5 sacks, 22 tackles for losses, four fumble recoveries and one forced fumble ... Established career-highs with 66 tackles (44 solo) and a team-high 5.5 sacks and 11 stops for losses while starting in all 11 games during senior season ... Earned Illini Rookie of the Year honors following a 45-tackle performance during the 1995 season.

Personal: Garrett Johnson was born the son of Herschel and Donna Johnson ... Named to the *Champaign-Urbana News-Gazette* and *Chicago Sun-Times* first-team All-State squads at Belleville East (Ill.) High ... Three-year regular for high school's basketball team and competed in the shot put for the track team ... Father, Herschel was a defensive lineman for Illinois from 1966-68 ... Majored in speech communications at Illinois.

GARRETT JOHNSON'S COLLEGE STATISTICS

Year	GP/GS	Tackles			Miscellaneous				
		TT	UT	S	TFL	S	Yds	FR	FF
1995	11/5	45	27	18	5	2.0	10	1	0
1996	6/6	28	16	12	3	0	0	2	0
1997	11/10	43	29	14	3	1.0	11	0	1
1998	11/11	66	49	17	11	5.5	40	1	0
Totals	39/32	182	121	61	22	8.5	61	4	1



NAFIS KARIM

WIDE RECEIVER

**HEIGHT: 5-11 WEIGHT: 192 YEAR: R****COLLEGE: FLORIDA MAJOR: MANAGEMENT****BORN: 3/1/76, PHILADELPHIA, PA.****HS: POPE (MARIETTA, GA.) HIGH SIGNED WITH THE PATRIOTS: 4/20/99**

College: Karim earned four letters (1995-98) at Florida ... Caught 71 career passes for 1,029 yards (14.5 avg.) and seven touchdowns while starting in 14 of 41 games during his career ... Earned Florida's 1998 Best Effort on Offense Award ... Started all 11 games during his senior season and set single-season career-highs with 34 receptions, 552 yards and six touchdowns ...

Recorded a team-high six catches for 110 yards with one touchdown vs. The Citadel during his senior season ... Scored a career-high three touchdowns on six catches for 145 yards vs. Kentucky in 1998. **Personal:** Nafis I. Karim was born the son of Ameena Karim Ali ... Selected honorable mention All-American honors from *USA Today* and selected as one of the top four

wide receiver prospects in the state of Georgia by the *Atlanta Journal Constitution* ... Caught 21 passes for 470 yards (22.4 avg.) and 10 touchdowns at Pope (Marietta, Ga.) High.

NAFIS KARIM'S COLLEGE STATISTICS

Receiving					
Year	G	Rec	Yds	Avg	TD
1995	12	11	149	13.6	0
1996	9	3	47	15.7	0
1997	9	23	281	12.2	1
1998	11	34	552	16.2	6
Totals	41	71	1,029	14.5	7

JOHN LUMPKIN

TIGHT END

**HEIGHT: 6-7 WEIGHT: 274 YEAR: R****COLLEGE: OHIO STATE MAJOR: BUSINESS MARKETING****BORN: 12/31/75, DAYTON, OHIO****HS: TROTWOOD MADISON (DAYTON, OHIO) HIGH SIGNED WITH THE PATRIOTS: 4/20/99**

College: Lumpkin was a four-year letterman (1995-98) who started 25 of 45 games at Ohio State ... Registered 757 yards and 10 touchdowns on 46 receptions during his career ... Voted second-team All-Big Ten in 1998 ... Posted 32 knockdown blocks and caught 17 passes for 278 yards (16.4 avg.) and four touch-

downs during his senior season ... Lettered three times with Ohio State's basketball team (1994-95 to 1997-98) ... Started 19 of 49 games and averaged 2.9 points and 2.5 rebounds. **Personal:** John Lumpkin Jr. was born the son of John Sr. and Hortense Lumpkin ... Lettered in football and basketball at Trotwood Madison

High in Dayton, Ohio ... Part of athletic family, father played football for the Chicago Bears, cousin Phil played basketball at Miami (Ohio) and later in the NBA with the Phoenix Suns ... Earned his degree in business marketing at Ohio State.

JOHN LUMPKIN'S COLLEGE STATISTICS

Receiving					
Year	GP/GS	Rec	Yds	Avg.	TD
1995	8/0	0	0	0.0	0
1996	12/1	12	159	13.3	3
1997	13/13	17	320	18.8	3
1998	12/11	17	278	16.4	4
Totals	45/25	46	575	16.5	10



KENDALL MACK

TACKLE



HEIGHT: 6-4 WEIGHT: 322 YEAR: R
COLLEGE: AUBURN MAJOR: EXERCISE SCIENCE
BORN: 7/18/75, NEW YORK CITY, N.Y.
HS: ST. STEPHENS (PINEVILLE, S.C.) HIGH SIGNED WITH THE PATRIOTS: 4/20/99



College: Mack was a four-year letterman at Auburn ... Played in seven games with one start during his senior season ... Played in all 13 games with one start in 1997 ... Started college career on the defensive line but moved to offensive line during his redshirt freshman season ... Played a reserve roll on the Auburn basketball team during the 1997-98 season. **Personal:** Kendall Troy

Mack was born the son of Naomi Theirse on 7/18/75 in New York City ... Two-time all-state selection in both football and basketball at St. Stephens High in Pineville, S.C. ... Played both offensive and defensive tackle and recorded 210 career tackles ... Named Class 2A Basketball Player of the Year in South Carolina ... Majored in exercise science at Auburn.

CHAD MACKEY

WIDE RECEIVER



HEIGHT: 6-2 WEIGHT: 200 YEAR: 1
COLLEGE: LOUISIANA TECH MAJOR: GENERAL STUDIES
BORN: 3/21/74, LONGVIEW, TEXAS
HS: SPRING HILL (TEXAS) HIGH SIGNED WITH THE PATRIOTS: 2/9/99



Pro: Originally signed by the Denver Broncos as a rookie free agent following the 1997 NFL draft (5/2/97), but was released during training camp (8/19/97) ... Signed with the Patriots (2/9/99). **College:** Mackey started all 44 games during his college career at Louisiana Tech and ranked second in school history with 262 receptions, 3,763 yards and 22 touchdowns ... Voted All-Independent and All-Louisiana first team ... Caught 85 passes for 1,466 yards and 10 touchdowns during his

senior season ... Scored five touchdowns and gained 310 receiving yards vs. Toledo in 1996 ... Caught 15 passes for 177 yards in a game against Texas A&M in 1996 ... Recorded 32 receptions in consecutive weeks (17-15) during the 1995 season. **Personal:** Chad Byron Mackey was born in Longview, Texas ... Voted all-east Texas, all-state and all-district at Spring Hill (Texas) High ... Also earned all-district honors in basketball ... Majored in general studies at Louisiana Tech.

CHAD MACKEY'S COLLEGE STATISTICS

Receiving				
Year	Rec.	Yds	Avg.	TD
1993	50	564	11.3	2
1994	37	480	13.0	1
1995	90	1,253	13.9	9
1996	85	1,466	17.2	10
Totals	262	3,763	14.4	22



TIM MARTIN

DEFENSIVE END



HEIGHT: 6-4 **WEIGHT: 274** **YEAR: R**
COLLEGE: TULSA **MAJOR: MECHANICAL ENGINEERING**
BORN: 4/12/76, SOUTH LAKE TAHOE, CALIF.
HS: SEQUAYAH (OKLA.) HIGH **SIGNED WITH THE PATRIOTS: 4/20/99**



College: Martin was a four-year letterman (1995-98) at Tulsa ... Recorded 177 tackles (99 solo), 10 tackles for losses, five sacks, two pass defended and one fumble recovery during his college career ... Played in 41 career games and 26 starts ... Recorded a single-season career-high 60 tackles, five tackles for losses and three sacks during his senior season ... Registered a season-high 11 tackles vs. Rice during the

1998 season ... Established a career-high with 15 tackles and was named Defensive Player of the Game vs. Rice in 1997. **Personal:** Tim Martin was born the son of Ron and Vicki Martin in South Lake Tahoe, California ... Voted District 2A-7 Defensive Lineman of the Year ... Named second-team *Daily Oklahoman* All-State honors as a senior ... Earned his degree in mechanical engineering.

TIM MARTIN'S COLLEGE STATISTICS

Year	G	Tackles			Miscellaneous			
		TT	UT	A	S	Yd	TFL	FR
1995	11	34	20	14	2	7	1	0
1996	9	31	21	10	0	0	1	0
1997	10	52	23	29	0	0	3	0
1998	11	60	35	25	3	14	5	1
Totals	41	177	99	78	5	21	10	1

JON McCALL

DEFENSIVE TACKLE



HEIGHT: 6-2 **WEIGHT: 281** **YEAR: R**
COLLEGE: CENTRAL MICHIGAN **MAJOR: SPORTS STUDIES**
BORN 7/19/77, PONTIAC, MICH.
HS: TROY (MICH.) HIGH **SIGNED WITH THE PATRIOTS: 4/20/99**



College: McCall recorded 122 tackles, 22 sacks, 40 tackles for losses, six forced fumbles and one fumble recovery during his college career ... Voted All-Mid American Conference first-team selection following his senior season ... Recorded 46 tackles and led the team with nine sacks and 13 tackles for losses during 1998 ... All-MAC conference second-team selection in 1997 when he led the team with

eight sacks and 18 stops for losses. **Personal:** Jonathan Cecil McCall was born the son of Betty and James McCall in Pontiac, Michigan ... Unanimous Class AA All-State, *Detroit News* Dream Team at Troy (Mich.) High ... Led his team to a 12-1 record and the state Class AA title ... Lettered in basketball and threw the shot put and discus for the track squad.

JON McCALL'S COLLEGE STATISTICS

Year	G	Tackles			Miscellaneous			
		TT	UT	A	S	Yd	TFL	FC
1995	4/0	3	3	3	0	0	0	0
1996	11/11	41	19	22	5	35	9	1
1997	11/11	32	18	14	8	54	18	3
1998	11/11	46	21	25	9	59	13	2
Total	37/33	122	58	64	22	148	40	6



JIM MURPHY

QUARTERBACK



HEIGHT: 6-4 WEIGHT: 230 YEAR: 1
COLLEGE: NORTHEASTERN MAJOR: FINANCE
BORN: 2/23/75, READING, MASS.
HS: READING (MASS.) HIGH SIGNED WITH PATRIOTS: 2/8/99



Pro: Originally signed with the Patriots as a rookie free agent (4/29/98) but was released following training camp (8/25/98) ... Placed on the Patriots' practice squad (11/25/98) and was activated on (12/24/98) ... Listed among inactive at NY Jets, Dec. 27, 1998 ... Waived from the Patriots (12/30/98) ... Re-signed with the Patriots (2/8/99) ... Allocated to the Barcelona Dragons

of the NFL Europe league ... The Dragons finished the season 7-3 and earned a berth in the 1999 World Bowl versus the Frankfurt Galaxy. **College:** Murphy set Northeastern's career passing record with 1,148 attempts, 624 completions, 7,804 yards and 40 touchdowns ... Voted an All-New England first-team choice in 1997 and the recipient of the Bulger Lowe Award, presented annually

JIM MURPHY'S COLLEGE STATISTICS

Year	Passing						
	Att.	Comp	Pct.	Yds	Td	Int	Lg
1994	180	82	45.6	934	4	11	44
1995	305	151	49.5	1890	10	4	69
1996	291	171	58.8	2157	7	13	87
1997	372	220	54.1	2823	19	10	64
Totals	1148	624	52.8	7804	40	38	87

to the top player in New England. **Personal:** He was born the son Regina and Jim Sr. Murphy ... Earned all-league and all-scholastic honors at Reading High ... Also lettered in basketball and baseball ... Majored in Finance at Northeastern.

SCOTT MUTRYN

QUARTERBACK



HEIGHT: 6-3 WEIGHT: 217 YEAR: R
COLLEGE: BOSTON COLLEGE MAJOR: POLITICAL SCIENCE
BORN: 10/9/75, GARFIELD HEIGHTS, OHIO
HS: ST. IGNATIUS (OHIO) HIGH SIGNED WITH THE PATRIOTS: 5/13/99



College: Mutryn was a four-year letterman (1994, 1996-98) at Boston College ... Totaled 3,119 yards passing on 261 of 474 attempts, adding 17 touchdowns and 25 interceptions during his Eagles career ... His 3,119 career passing yards place him eighth in school history ... Started all 11 games at quarterback during the 1998 season and completed 171 of 286 attempts for 2,218 yards, 12 touchdowns and 11 interceptions

... Named Co-Big East Player of the Week following his 17 of 22 passes for 237 yards and one touchdown vs. Temple in 1998. **Personal:** Scott Michael Mutryn was born the son of Paul and Shirley Mutryn in Garfield Heights, Ohio ... Led St. Ignatius (Ohio) High to a 28-0 record and back-to-back state titles in 1992 and 1993 ... Finished the 1993 season as *USA Today's* top-ranked team ... Earned all-america honors from *Parade* magazine and *Associated Press* ... Lettered in baseball and basketball ... Majored in political science.

SCOTT MUTRYN'S COLLEGE STATISTICS

Year	Passing						
	Att.	Comp	Pct.	Yds	TD	Int	Lg
1994	44	18	40.9	186	2	7	28
1996	109	50	45.9	513	2	4	35
1997	35	22	62.9	202	1	3	19
1998	286	171	59.8	2218	12	11	66
Totals	474	261	55.1	3119	17	25	66



KATO SERWANGA

CORNERBACK

**HEIGHT: 6-0 WEIGHT: 198 YEAR: 1****COLLEGE: CALIFORNIA MAJOR: BUSINESS****BORN: 7/23/76, KAMPALA, UGANDA****HS: SACRAMENTO (CALIF.) HIGH SIGNED WITH THE PATRIOTS: 12/1/98**

Pro: Originally signed by the Patriots on April 24, 1998 as a non-drafted, rookie free agent ... Waived (8/30/98) and re-signed to the practice squad (8/31/98) ... Spent the first 12 games of his rookie season on the team's practice squad ... Activated to the 53-man roster (12/1/98) ... Listed among the Patriots inactives prior to each of the remaining five games of the season, including the playoff game at Jacksonville (1/3/99). **College:** Recorded 161 tackles (130 solo) during his college career ... Spent his final two seasons at California and played in 23 games ... Started his college

career at Sacramento State and earned rookie of the year honors at Sacramento State (1994) before transferring to Pacific in 1995. **Personal:** Born the son of Robina and Patrick Serwanga in Kampala, Uganda ... Moved to Sacramento, California with his family when he was four-years old ... His identical twin Wasswa played safety at UCLA and was signed by the Chicago Bears as a rookie free agent last season ... The two played football together in high school and in college at Sacramento State and Pacific University before separating in 1996 to go to rival Pac-10 schools.

KATO SERWANGA'S COLLEGE STATISTICS

Tackles					Miscellaneous				
Year	G	TT	UT	A	S	INT	PD	FF	FR
1994*	11	45	38	7	1	4	6	2	1
1995+	7	41	33	8	1	4	4	0	1
1996	12	40	31	9	0	4	7	3	1
1997	11	35	28	7	0	1	9	2	1
Totals	41	161	130	31	2	13	26	7	4
*Sacramento State; + Pacific									

DERRICK SHEPARD

DEFENSIVE TACKLE

**HEIGHT: 6-2 WEIGHT: 300 YEAR: 1****COLLEGE: GEORGIA TECH MAJOR: MANAGEMENT****BORN: 5/29/75, DAYTON OHIO****HS: MEADOWDALE (DAYTON, OHIO) HIGH SIGNED WITH THE PATRIOTS: 2/12/99**

Pro: Originally signed with the Miami Dolphins as a rookie free agent (4/23/98) but was later released during training camp (8/25/98) ... Signed with the Patriots (2/12/99). **College:** Shepard was a four-year letterman (1994-97) and a three-year starter at Georgia Tech ... Totaled 177 tackles, including 14 for loss, nine sacks, six fumble recoveries, eight pass break-ups and a pair of interceptions ... Started all 11 games at defensive tackle during his senior season and recorded a career-high 66 tackles, including for loss and four sacks ... Intercepted a pass and returned it 68 yards vs. Boston College in 1996 ... Tallied 57 tackles, including six for loss and four sacks while start-

ing all 11 games during his junior season ... Also recorded an interception and a pair of fumble recoveries, including one he returned 27 yards for a touchdown. **Personal:** Derrick Lorenzo Shepard was born in Dayton, Ohio ... Named a honorable mention All-America pick as an offensive guard by *USA Today* ... At Meadowdale (Dayton, Ohio) High earned all-region, all-state and all-city honors ... Also lettered in basketball and track ... Won conference shot put (50'0") and discus (150'3") titles ... Majored in management at Georgia Tech.

DERRICK SHEPARD'S COLLEGE STATISTICS

Tackles					Miscellaneous						
Year	G/S	TT	UT	A	S	Yd	TFL	FC	FR	Int	Yds
1994	6/3	15	8	7	0	0	0	0	1	0	0
1995	11/7	39	17	22	1	3	4	0	3	0	0
1996	11/11	57	34	23	4	23	6	0	2	1	2
1997	11/11	66	40	26	4	23	4	1	0	1	68
Totals	39/31	177	99	78	9	49	14	1	6	2	70



MIKE SHERIDAN

WIDE RECEIVER



HEIGHT: 6-2 **WEIGHT:** 213 **YEAR:** R
COLLEGE: GEORGIA TECH **MAJOR:** MANAGEMENT
BORN: 12/2/76, ROCKVILLE CENTRE, N.Y.
HS: MASSAPEQUA (N.Y.) HIGH **SIGNED WITH THE PATRIOTS:** 5/14/99



College: Sheridan was a four time letter winner (1995-98) ... Totaled 63 receptions for 840 yards (12.2 avg.) and two touchdowns during his career ... Caught 16 passes for 163 yards (10.2 avg.) while playing in nine games during his senior season ... Closed out his college career with one catch of nine yards and

a touchdown against Notre Dame in the Gator Bowl ... Set career highs with nine receptions for 113 yards vs. Maryland in 1996 ... He started his college career as a defensive back but was moved to wide receiver in 1996.

Personal: Michael Arthur Sheridan was born the son of William and Eileen Sheridan in Rockville Centre, N.Y. ... Voted All-Long Island at Massapequa (N.Y.) High ... Also earned all-conference honors in basketball and all-county accolades in baseball ... Elected captain of all three teams ... Majored in management at Georgia Tech.

MIKE SHERIDAN'S COLLEGE STATISTICS

Receiving					
Year	G	Rec	Yds	Avg	TD
1996	11	28	461	16.5	2
1997	11	25	216	8.6	0
1998	9	16	163	10.2	0
Totals	31	69	840	12.2	2

DEVON SMITH

TIGHT END



HEIGHT: 6-4 **WEIGHT:** 243 **R**
COLLEGE: NORTH CAROLINA STATE **MAJOR:** SOCIOLOGY
BORN: 1/17/76, AHOSKIE, N.C.
HS: HERTFORD COUNTY (N.C.) HIGH **SIGNED WITH THE PATRIOTS:** 4/20/99



College: Smith earned four letters (1995-98) at NC State while starting 12 of 28 games at both tight end and defensive line ... Caught 18 passes for 193 yards (10.7 avg.) and added two touchdowns during his college career ... Started nine of 12 games during his senior season and caught 12 passes for 146 yards (12.2 avg.) and one touchdown ... Registered 40 knockdown blocks for the Wolfpack offense which averaged 442.8 yards per

game ... Scored on a 4-yard reception and capped the drive by catching a two-point conversion vs. Baylor ... Recorded 12 tackles, including one sack as a defensive end during his college career.

Personal: Devon Antonio Smith was born the son of Patricia Smith in Ahoskie, N.C. ... Named *Associated Press* all-state choice at Hertford County (N.C.) High ... Majored in Sociology at North Carolina State.

DEVON SMITH'S COLLEGE STATISTICS

Receiving					
Year	G/S	Rec	Yds	Avg.	TD
1995	8/0	3	20	6.7	1
1996	3/3	0	0	0.0	0
1997	6/0	3	27	9.0	0
1998	11/9	12	146	12.2	1
Totals	28/12	18	193	10.7	2



BRENT WARREN

GUARD



HEIGHT: 6-5 **WEIGHT:** 338 **YEAR:** 1
COLLEGE: SYRACUSE **MAJOR:** POLITICAL SCIENCE
BORN: 2/10/75, STOUGHTON, MASS.
HS: BROCKTON (MASS.) HIGH **SIGNED WITH THE PATRIOTS:** 2/11/99

Pro: Originally signed with the Patriots as a rookie free agent (4/24/98) but was released during training camp (8/24/98) ... Re-signed with the Patriots (2/11/99) and was allocated to the Berlin Thunder of NFL Europe. **College:** Warren was a three-year starter and four-year letterman (1994-97) at Syracuse ... Started every game at right guard as a senior and was credited with 90 knockdown blocks for a team which averaged 201.4 rushing yards per

game ... Anchored an offensive line which generated 402.4 yards per game during his junior season while starting at right tackle. **Personal:** Brent Taylor Warren was born the son of Donna and Joseph Warren ... Earned Super-Prep All-American honors and was an all-state and all-scholastic team selection at Brockton High ... Also lettered in basketball and track, competing in the discus (137'10").

SIR MAWN WILSON

WIDE RECEIVER



HEIGHT: 6-2 **WEIGHT:** 213 **YEAR:** 1
COLLEGE: SYRACUSE **MAJOR:** SOCIOLOGY
BORN: 6/4/73, KILLEEN, TEXAS
HS: TAMPA CATHOLIC (TAMPA, FLA.) HIGH **SIGNED WITH THE PATRIOTS:** 2/11/99

Pro: Originally signed with Miami as a rookie free agent (4/25/96), but was waived (8/21/96) ... Signed with Denver (5/28/97), but was waived (8/24/97) ... Added to the Broncos practice squad (8/25/97) and spent the first 14 weeks of the season there before being signed to the active roster (12/8/97) for the remainder of the season and playoffs ... Listed among the inactive for all three contests ... Waived by the

Broncos (8/26/98) ... Signed to the Patriots' practice squad (10/21/98) and remained there for the next 10 weeks ... Signed by the Patriots (2/2/99). **College:** Wilson was a two-year starter at Syracuse and caught 43 passes for 656 yards (15.3 avg.) and a touchdown. **Personal:** Sir Mawn Jeyson Wilson was born in Killeen, Texas ... Earned second team all-state, all-conference, all-county and all-Bay area honors as a senior ... Also

lettered in basketball and track, finishing second in the state finals in the triple jump ... Earned his degree in sociology.

WILSON'S COLLEGE STATISTICS

Receiving				
Year	Rec	Yds	Avg.	TD
1992	2	23	11.5	0
1993	9	124	13.8	0
1994	16	251	15.7	0
1995	16	211	13.2	1
Career	43	609	14.2	1
Additional Statistics: Added three kickoff returns for 87 yards (29.0 avg.) and one kickoff return for 86 yards and a touchdown.				



1999 NEW ENGLAND PATRIOTS CONTRACT STATUS

Name	Pos	Born	Yr	Last Year	Name	Pos	Born	Yr	Last Year
Aikins, Brian	RB	10/18/75	R	1999	Carter, Tony	FB	8/23/72	6	2000
Bowers, Jamie	RB	5/13/76	R	1999	Coates, Ben	TE	8/16/69	9	2000
Bray, Jayson	CB	3/7/78	R	1999	Cohens, Willie	DE	11/21/76	R	2000
Brown, Troy	WR	7/2/71	7	1999	Eaton, Chad	DT	4/6/72	3	2000
Bruschi, Teddy	OLB	6/9/73	4	1999	Floyd, Chris	FB	6/23/75	2	2000
Carter, Chris	FS	9/27/74	3	1999	Grier, James	DT	12/20/74	1	2000
Clay, Willie	FS	9/5/70	8	1999	Lumpkin, John	TE	12/31/75	R	2000
Collins, Daniel	G	7/27/76	R	1999	Merkerson, Ron	MLB	8/30/75	2	2000
Cottrell, Dana	LB	1/11/74	1	1999	Moss, Zefross	T	8/17/66	11	2000
Crawford, Tarren	G	9/23/77	1	1999	Palmer, Sterling	DE	2/4/71	5	2000
Crawford, Vernon	OLB	6/25/74	3	1999	Rheams, Leonta	DT	8/1/76	2	2000
Cullors, Derrick	RB	12/26/72	3	1999	Shaw, Harold	RB	9/3/74	2	2000
Denson, Damon	G	2/8/75	3	1999	Spires, Greg	DE	8/12/74	2	2000
Ellis, Ed	T	10/13/75	3	1999	Armstrong, Bruce	T	9/7/65	13	2001
Giilliard, Cory	S	10/10/74	1	1999	Bledsoe, Drew	QB	2/14/72	7	2001
Hamilton, Kadar	S	8/24/76	1	1999	Brisby, Vincent	WR	1/25/71	7	2001
Irwin, Heath	G	6/27/73	4	1999	Friesz, John	QB	6/19/67	10	2001
Israel, Steve	CB	3/16/69	8	1999	Glenn, Terry	WR	7/23/74	4	2001
Ivy, Corey	DB	3/29/77	R	1999	Johnson, Lee	P	11/27/61	15	2001
Jefferson, Shawn	WR	2/22/69	9	1999	Rutledge, Rod	TE	8/12/75	2	2001
Johnson, Garrett	DT	12/31/75	R	1999	Simmons, Tony	WR	12/8/74	2	2001
Karim, Nafis	WR	3/1/76	R	1999	Slade, Chris	OLB	1/30/71	7	2001
Ladd, Anthony	WR	12/23/73	2	1999	Thomas, Henry	DT	1/12/65	13	2001
Law, Ty	CB	2/10/74	5	1999	Vinatieri, Adam	K	12/28/72	4	2001
Mack, Kendall	T	7/18/75	R	1999	Edwards, Robert	RB	10/2/74	2	2002
Mackey, Chad	WR	3/21/74	1	1999	Jones, Tebucky	CB	10/6/74	2	2002
Manley, James	DT	7/11/74	2	1999	Lane, Max	G	2/22/71	6	2002
Martin, Tim	DE	4/12/76	R	1999	McGinest, Willie	DE	12/11/71	6	2002
McCall, Jon	DT	7/19/77	R	1999	Rucci, Todd	G	7/14/70	7	2002
Milloy, Lawyer	SS	11/14/73	4	1999	Whigham, Larry	SS	6/23/72	6	2002
Mitchell, Brandon	DT	6/19/75	3	1999	Johnson, Ted	MLB	12/4/72	5	2003
Moore, Marty	MLB	3/19/71	6	1999	Warren, Lamont	RB	1/4/73	6	2003
Murphy, Jim	QB	2/23/75	1	1999					
Mutryn, Scott	QB	10/9/75	R	1999					
Reem, Matt	T	12/23/72	2	1999					
Russ, Bernard	OLB	11/4/73	2	1999					
Serwanga, Kato	CB	7/23/76	1	1999					
Shepard, Derrick	DT	5/29/75	1	1999					
Sheridan, Mike	WR	12/2/76	R	1999					
Smith, Devon	TE	1/17/76	R	1999					
Stuckey, Shawn	LB	10/22/75	2	1999					
Sullivan, Chris	DE	3/14/73	4	1999					
Warren, Brent	OL	2/10/75	1	1999					
Wilson, Sir Mawn	WR	6/4/73	2	1999					
Andersen, Jason	C	9/3/75	2	2000					
Bartrum, Mike	TE/LS	6/23/70	6	2000					

1999 Draft Class

Woody, Damien	C	11/3/77	1a	
Katzenmoyer, Andy	LB	12/2/77	1b	
Faulk, Kevin	RB	6/15/76	2	
George, Tony	S	8/10/75	3	
Fletcher, Derrick	OL	9/9/75	5	
Washington, Marcus	S	2/26/75	6	
Bishop, Michael	QB	5/15/76	7a	2001
Morey, Sean	WR	2/26/76	7b	2001



1999 New England Patriots Numerical Roster

#	NAME	POS	HT	WT	AGE	YR	COLLEGE	HOW ACQ.	G/S/DNP/1
4	Adam Vinatieri	K	6-0	200	25	4	South Dakota State	FA-96	16/0/0/0
7	Michael Bishop	QB	6-0	195	22	R	Kansas State	D7a-99	-/-/-/-
8	Scott Motryn	QB	6-3	217	23	R	Boston College	FA-99	-/-/-/-
9	Mike Sheridan	WR	6-2	213	22	R	Georgia Tech	FA-99	-/-/-/-
10	Lee Johnson	P	6-2	200	37	15	Brigham Young	FA-99	13/0/0/0
11	Drew Bledsoe	QB	6-5	233	26	7	Washington State	D1-93	14/14/0/2
12	Jim Murphy	QB	6-4	230	22	1	Northeastern	FA-99	0/0/0/1
14	Chad Mackey	WR	6-2	200	24	1	Louisiana Tech	FA-99	0/0/0/0
15	Sir Mawn Wilson	WR	6-2	213	25	1	Syracuse	FA-99	0/0/0/0
16	Nafis Karim	WR	5-11	192	23	R	Florida	FA-99	-/-/-/-
17	John Freisz	QB	6-4	223	31	10	Idaho	UFA (SEA)-99	5/1/6/5
18	Anthony Ladd	WR	6-1	195	24	2	Cincinnati	FA-98	3/0/3/3
19	Sean Morey	WR	5-11	190	23	R	Brown	D7b-99	-/-/-/-
21	Steve Israel	CB	5-11	197	29	8	Pittsburgh	UFA (SF)-97	11/7/0/5
24	Ty Law	CB	5-11	200	24	5	Michigan	D1-95	16/16/0/0
25	Larry Whigham	S	6-2	205	26	6	N.E. Louisiana	FA-94	16/0/0/0
26	Cory Gilliard	S	6-0	210	24	1	Ball State	FA-99	0/0/0/0
27	Lamont Warren	RB	5-11	202	26	6	Colorado	FA-99	12/2/0/4
28	Corey Ivy	CB	5-8	183	22	R	Oklahoma	FA-99	-/-/-/-
29	Derrick Cullors	RB	6-0	195	25	3	Murray State (Ky)	FA-96	16/0/0/0
30	Tony Carter	FB	6-0	232	26	6	Minnesota	UFA (CHI)-98	11/7/0/5
31	Kato Serwanga	CB	6-0	198	22	1	California	FA-98	0/0/0/4
32	Willie Clay	FS	5-10	200	28	8	Georgia Tech	UFA-96	16/16/0/0
33	Kevin Faulk	RB	5-8	197	22	R	Louisiana State	D2-99	-/-/-/-
34	Tebucky Jones	CB	6-2	219	24	2	Syracuse	D1b-98	16/0/0/0
35	Kadar Hamilton	S	5-10	200	22	1	Stanford	FA-99	0/0/0/0
36	Lawyer Milloy	S	6-0	208	25	4	Washington	D2-96	16/16/0/0
37	Chris Floyd	FB	6-2	235	23	2	Michigan	D3a-98	16/2/0/0
38	Jayson Bray	CB	5-10	188	21	R	Auburn	FA-99	-/-/-/-
39	Marcus Washington	S	6-1	217	24	R	Colorado	D6-99	-/-/-/-
41	Tony George	S	5-11	200	23	R	Florida	D3-99	-/-/-/-
42	Chris Carter	S	6-2	209	24	3	Texas	D3b-97	16/0/0/0
43	Jamie Bowers	FB	6-3	237	23	R	Wabash	FA-99	-/-/-/-
44	Harold Shaw	RB	6-0	230	24	2	Southern Mississippi	D6-98	11/0/0/5
45	Dana Cottrell	OLB	6-3	244	24	1	Syracuse	FA-98	2/0/0/0
46	Brian Aikins	FB	5-10	255	23	R	Oklahoma State	FA-99	-/-/-/-
47	Robert Edwards	RB	5-11	218	24	2	Georgia	D1a-98	16/15/0/0
48	John Lumpkin	TE	6-7	274	23	R	Ohio State	FA-99	-/-/-/-
49	Devon Smith	TE	6-4	243	23	R	North Carolina State	FA-99	-/-/-/-
50	Ron Merkersen	MLB	6-2	247	23	2	Colorado	D5-98	0/0/0/0
51	Bernard Russ	OLB	6-1	238	24	2	West Virginia	FA-97	1/0/0/5
52	Ted Johnson	MLB	6-4	250	26	5	Colorado	D2-95	13/13/0/0
53	Chris Slade	OLB	6-5	245	27	7	Virginia	D2a-93	15/15/0/1
54	Tedy Bruschi	OLB	6-1	245	25	4	Arizona	D3-96	16/7/0/0
55	Willie McGinest	DE	6-5	265	27	6	Southern Cal	D1-94	9/8/0/7



1999 NEW ENGLAND PATRIOTS NUMERICAL ROSTER (CONT.)

#	NAME	POS	HT	WT	AGE	YR	COLLEGE	HOW ACQ.	G/S/DNP/I
58	Marty Moore	MLB	6-1	245	27	6	Kentucky	D7b-94	14/2/0/2
59	Ardy Katzenmoyer	OLB	6-3	255	21	R	Ohio State	D1b-99	-/-/-/-
60	Kendall Mack	T	6-4	322	23	R	Auburn	FA-99	-/-/-/-
61	Damon Denson	G	6-4	310	23	3	Michigan	D4a-97	11/4/2/3
62	Garrett Johnson	DT	6-3	294	23	R	Illinois	FA-99	-/-/-/-
62	Brent Warren	G	6-5	338	24	1	Syracuse	FA-99	0/0/0/0
63	Heath Irwin	G	6-4	300	25	4	Colorado	D4a-96	13/3/0/3
64	Derrick Fletcher	OL	6-6	348	23	R	Baylor	D5-99	-/-/-/-
65	Damien Woody	C	6-3	319	21	R	Boston College	D1a-99	-/-/-/-
66	Ed Ellis	T	6-7	330	23	3	Buffalo	D4b-97	7/0/4/5
67	Jason Andersen	C	6-6	295	23	2	Brigham Young	D7-98	0/0/7/9
68	Max Lane	G	6-6	320	27	6	Navy	D6b-94	16/11/0/0
69	Daniel Collins	G	6-4	300	22	R	Boston College	FA-99	-/-/-/-
70	Tarren Crawford	G	6-6	319	21	1	Central State (OH)	FA-99	0/0/0/0
70	Jon McCall	DT	6-2	281	21	R	Central Michigan	FA-99	-/-/-/-
71	Todd Rucci	G	6-5	296	28	7	Penn State	D2b-93	16/16/0/0
72	Tim Martin	DE	6-4	274	23	R	Tulsa	FA-99	-/-/-/-
72	Matt Reem	T	6-6	295	26	2	Minnesota	FA-99	0/0/0/0
74	Chris Sullivan	DE	6-4	285	25	4	Boston College	D4b-96	15/10/0/1
75	Leonta Rheams	DT	6-2	285	22	2	Houston	D4-98	6/0/2/0
76	Willie Cohens	DE	6-2	264	22	R	Florida	FA-99	-/-/-/-
77	Zefross Moss	T	6-6	325	32	11	Alabama State	UFA (DET)-97	14/14/0/2
78	Bruce Armstrong	T	6-4	295	33	13	Louisville	D1-87	16/16/0/0
80	Troy Brown	WR	5-10	190	27	7	Marshall	D8-93	10/0/0/6
81	Tony Simmons	WR	6-1	206	24	2	Wisconsin	D2a-98	11/6/0/5
82	Vincent Brisby	WR	6-3	193	27	7	N.E. Louisiana	D2c-93	6/1/0/4
83	Rod Rutledge	TE	6-5	262	23	2	Alabama	D2b-98	16/4/0/0
84	Shawn Jefferson	WR	5-11	180	29	9	Central Florida	FA-96	16/16/0/0
86	Mike Bartrum	TE/LS	6-5	245	28	7	Marshall	TR (GB)-96	16/0/0/0
87	Ben Coates	TE	6-5	245	29	9	Livingstone College	D5b-91	14/14/0/2
88	Terry Glenn	WR	5-11	185	24	4	Ohio State	D1-96	10/9/0/4
90	Chad Eaton	DT	6-5	300	26	3	Washington State	FA-96	15/14/0/1
91	James Grier	DT	6-5	307	24	1	Mississippi State	FA-98	0/0/0/0
92	Sterling Palmer	DE	6-5	278	28	5	Florida State	FA-99	0/0/0/0
93	Shawn Stuckey	OLB	6-0	230	23	2	Troy State	FA-98	6/0/0/1
94	Greg Spires	DE	6-1	265	24	2	Florida State	D3b-98	15/1/0/1
95	Henry Thomas	DT	6-2	277	33	13	Louisiana State	FA-97	16/15/0/0
96	Derrick Shepard	DT	6-2	300	23	1	Georgia Tech	FA-99	0/0/0/0
97	James Manley	DT	6-3	320	24	2	Vanderbilt	FA-99	0/0/0/0
98	Brandon Mitchell	DT	6-3	289	23	3	Texas A&M	D2-97	7/1/0/0
99	Vernon Crawford	OLB	6-4	245	24	3	Florida State	D5-97	16/1/0/0

HEAD COACH: PETE CARROLL

Assistant Coaches: Jeff Davidson (assistant offensive line), Ivan Fears (wide receivers), Ray Hamilton (defensive line), Ron Lynn (secondary), Johnny Parker (strength and conditioning), Bo Pelini (linebackers), Jack Reilly (quarterbacks), Dante Scarnecchia (offensive line), Brad Seely (special teams), Steve Sidwell (defensive coordinator), Carl Smith (tight ends), DeWayne Walker (defensive assistant), Kirby Wilson (running backs), Ernie Zampese (offensive coordinator).



1999 NEW ENGLAND PATRIOTS

ALPHABETICAL ROSTER

#	NAME	POS	HT	WT	BORN	YR	COLLEGE	H.S. HOMETOWN
46	Aikins, Brian	FB	5-10	255	10/18/75	R	Oklahoma State	Marlton, N.J.
67	Andersen, Jason	C	6-6	295	9/3/75	2	Brigham Young	San Jose, Calif.
78	Armstrong, Bruce	T	6-4	295	9/7/65	13	Louisville	Miami, Fla.
86	Bartrum, Mike	TE/LS	6-5	245	6/23/70	6	Marshall	Pomeroy, Ohio
7	Bishop, Michael	QB	6-0	195	5/15/76	R	Kansas State	Willis, Texas
11	Bledsoe, Drew	QB	6-5	233	2/14/72	7	Washington State	Walla Walla, Wash.
43	Bowers, Jamie	FB	6-3	237	5/13/76	R	Wabash	Warsaw, Ind.
38	Bray, Jayson	CB	5-10	188	3/7/78	R	Auburn	LaGrange, Ga.
82	Brisby, Vincent	WR	6-3	193	1/25/71	7	N.E. Louisiana	Houston, Texas
80	Brown, Troy	WR	5-10	190	7/2/71	7	Marshall	Blackville, S.C.
54	Bruschi, Teddy	OLB	6-1	245	6/9/73	4	Arizona	Roseville, Calif.
42	Carter, Chris	FS	6-2	209	9/27/74	3	Texas	Tyler, Texas
30	Carter, Tony	FB	6-0	232	8/23/72	6	Minnesota	Columbus, Ohio
32	Clay, Willie	FS	5-10	200	9/5/70	8	Georgia Tech	Pittsburgh, Pa.
87	Coates, Ben	TE	6-5	245	8/16/69	9	Livingstone College	Greenwood, S.C.
76	Cohens, Willie	DE	6-2	264	11/21/76	R	Florida	Starke, Fla.
69	Collins, Daniel	G	6-4	300	7/27/76	R	Boston College	Raynham, Mass.
45	Cottrell, Dana	OLB	6-3	244	1/11/74	1	Syracuse	BillERICA, Ma.
70	Crawford, Tarren	G	6-6	319	9/23/77	1	Central State (OH)	Baltimore, Md.
99	Crawford, Vernon	OLB	6-4	245	6/25/74	3	Florida State	Dallas, Texas
29	Cullors, Derrick	RB	6-0	195	12/26/72	3	Murray State (Ky)	Texas City, Texas
61	Denson, Damon	G	6-4	310	2/8/75	3	Michigan	Pittsburgh, Pa.
90	Eaton, Chad	DT	6-5	300	4/6/72	3	Washington State	Puyallup, Wash.
47	Edwards, Robert	RB	5-11	218	10/2/74	2	Georgia	Tennille, Ga.
66	Ellis, Ed	T	6-7	330	10/13/75	3	Buffalo	Hamden, Conn.
33	Faulk, Kevin	RB	5-8	197	6/15/76	R	Louisiana State	Carencro, LA
64	Fletcher, Derrick	OL	6-6	348	9/9/75	R	Baylor	Aldine, Texas
37	Floyd, Chris	FB	6-2	235	6/23/75	2	Michigan	Detroit, Mich.
17	Friesz, John	QB	6-4	223	6/19/67	10	Idaho	Missoula, Mt.
41	George, Tony	S	5-11	200	8/10/75	R	Florida	Cincinnati, Ohio
26	Gilliard, Cory	S	6-0	210	10/10/74	1	Ball State	Bronx, N.Y.
88	Glenn, Terry	WR	5-11	185	7/23/74	4	Ohio State	Columbus, Ohio
91	Grier, James	DT	6-5	307	12/20/74	1	Mississippi State	Macon, Ga.
35	Hamilton, Kadar	S	5-10	200	8/24/76	1	Stanford	Los Angeles, Ca.
63	Irwin, Heath	G	6-4	300	6/27/73	4	Colorado	Boulder, Colo.
21	Israel, Steve	CB	5-11	197	3/16/69	8	Pittsburgh	Haddon Heights, N.J.
28	Ivy, Corey	CB	5-8	183	3/29/77	R	Oklahoma	Moore, Okla.
84	Jefferson, Shawn	WR	5-11	180	2/22/69	9	Central Florida	Jacksonville, Fla.
62	Johnson, Garrett	DT	6-3	294	12/31/75	R	Illinois	Belleville, Ill.
10	Johnson, Lee	P	6-2	200	11/27/61	15	Brigham Young	Conroe, Texas
52	Johnson, Ted	MLB	6-4	250	12/4/72	5	Colorado	Alameda, Calif.
34	Jones, Tebucky	CB	6-2	219	10/6/74	2	Syracuse	New Britain, Conn.
16	Karim, Nafis	WR	5-11	192	3/1/76	R	Florida	Marietta, Ga.
59	Katzenmoyer, Andy	OLB	6-3	255	12/2/77	R	Ohio State	Westerville, Ohio
18	Ladd, Anthony	WR	6-1	195	12/23/73	2	Cincinnati	Homestead, Fla.



1999 NEW ENGLAND PATRIOTS ALPHABETICAL ROSTER (CONT.)

#	NAME	POS	HT	WT	BORN	YR	COLLEGE	H.S. HOMETOWN
68	Lane, Max	G	6-6	320	2/22/71	6	Navy	Norborne, Mo.
24	Law, Ty	CB	5-11	200	2/10/74	5	Michigan	Aliquippa, Pa.
48	Lumpkin, John	TE	6-7	274	12/31/75	R	Ohio State	Dayton, Ohio
60	Mack, Kendall	T	6-4	322	7/18/75	R	Auburn	Pineville, S.C.
14	Mackey, Chad	WR	6-2	200	3/21/74	1	Louisiana Tech	Longview, Texas
97	Manley, James	DT	6-3	320	7/11/74	2	Vanderbilt	Birmingham, Ala.
72	Marlin, Tim	DE	6-4	274	4/12/76	R	Tulsa	Claremore, Okla.
70	McCall, Jon	DT	6-2	281	7/19/77	R	Central Michigan	Troy, Mich.
55	McGinest, Willie	DE	6-5	265	12/11/71	6	Southern Cal	Long Beach, Calif.
50	Merkerson, Ron	MLB	6-2	247	8/30/75	2	Colorado	Clarksville, Tenn.
36	Milloy, Lawyer	SS	6-0	208	11/14/73	4	Washington	Tacoma, Wash.
98	Mitchell, Brandon	DT	6-3	289	6/19/75	3	Texas A&M	Abbeville, LA.
58	Moore, Marty	MLB	6-1	245	3/19/71	6	Kentucky	Fort Thomas, Ky.
19	Morey, Sean	WR	5-11	190	2/26/76	R	Brown	Marshfield, Mass.
77	Moss, Zefross	T	6-6	325	8/17/66	11	Alabama State	Holt, Ala.
12	Murphy, Jim	QB	6-4	230	2/23/75	1	Northeastern	Reading, Mass.
8	Mutryn, Scott	QB	6-3	217	10/9/75	R	Boston College	Garfield Heights, Ohio
92	Palmer, Sterling	DE	6-5	278	2/4/71	5	Florida State	Ft. Lauderdale, Fla.
72	Reem, Matt	T	6-6	295	12/23/72	2	Minnesota	Minneapolis, Minn.
75	Rheams, Leonta	DT	6-2	285	8/1/76	2	Houston	Tyler, Texas
71	Rucci, Todd	G	6-5	296	7/14/70	7	Penn State	Upper Darby, Pa.
51	Russ, Bernard	OLB	6-1	238	11/4/73	2	West Virginia	Utica, N.Y.
83	Rutledge, Rod	TE	6-5	262	8/12/75	2	Alabama	Birmingham, Ala.
31	Serwanga, Kato	CB	6-0	198	7/23/76	1	California	Sacramento, Calif.
44	Shaw, Harold	RB	6-0	230	9/3/74	2	Southern Mississippi	Magee, Miss.
96	Shepard, Derrick	DT	6-2	300	5/29/75	1	Georgia Tech	Dayton, Ohio
9	Sheridan, Mike	WR	6-2	213	12/2/76	R	Georgia Tech	Massapequa, N.Y.
81	Simmons, Tony	WR	6-1	206	12/8/74	2	Wisconsin	Chicago, Ill.
53	Slade, Chris	OLB	6-5	245	1/30/71	7	Virginia	Newport News, Va.
49	Smith, Devon	TE	6-4	243	1/17/76	R	North Carolina State	Ahoskie, N.C.
94	Spies, Greg	DE	6-1	265	8/12/74	2	Florida State	Cape Coral, Fla.
93	Stuckey, Shawn	OLB	6-0	230	10/22/75	2	Troy State	Daleville, AL
74	Sullivan, Chris	DE	6-4	285	3/14/73	4	Boston College	North Attleboro, Mass.
95	Thomas, Henry	DT	6-2	277	1/12/65	13	Louisiana State	Houston, Texas
4	Vinatieri, Adam	K	6-0	200	12/28/72	4	South Dakota State	Rapid City, S.D.
62	Warren, Brent	OL	6-5	338	2/10/75	1	Syracuse	Brockton, Mass.
27	Warren, Lamont	RB	5-11	202	1/4/73	6	Colorado	Los Angeles, Calif.
39	Washington, Marcus	S	6-1	217	2/26/75	R	Colorado	Colorado Springs, Colo.
25	Whigham, Larry	SS	6-2	205	6/23/72	6	N.E. Louisiana	Hattiesburg, Miss.
15	Wilson, Sir Mawn	WR	6-2	213	6/4/73	1	Syracuse	Tampa Bay, Fla.
65	Woody, Damien	C	6-3	319	11/3/77	R	Boston College	Beaverdam, Va.

HEAD COACH: PETE CARROLL

Assistant Coaches: Jeff Davidson (assistant offensive line), Ivan Fears (wide receivers), Ray Hamilton (defensive line), Ron Lynn (secondary), Johnny Parker (strength and conditioning), Bo Pelini (linebackers), Jack Reilly (quarterbacks), Dante Scarnecchia (offensive line), Brad Seely (special teams), Steve Sidwell (defensive coordinator), Carl Smith (tight ends), DeWayne Walker (defensive assistant), Kirby Wilson (running backs), Ernie Zampese (offensive coordinator).



HOW THE PATRIOTS WERE BUILT

YEAR	DRAFTEES (41)	VETERAN FREE AGENTS (10)	NON-DRAFTED F.A.s (34)	TRADES/WAIVERS (1)
1987	Bruce Armstrong (1)			
1991	Ben Coates (5)			
1993	Drew Bledsoe (1) Chris Slade (2a) Todd Rucci (2b) Vincent Brisby (2c) Troy Brown (8)			
1994	Willie McGinest (1) Max Lane (6) Marty Moore (7)			
1995	Ty Law (1) Ted Johnson (2)			
1996	Terry Glenn (1) Lawyer Milloy (2) Tedy Bruschi (3) Heath Irwin (4a) Chris Sullivan (4b)	Willie Clay (DET)* Shawn Jefferson (SD)*	Derrick Cullors Chad Eaton Adam Vinatieri	Mike Bartrum (TR-GB)
1997	Brandon Mitchell (2) Sedrick Shaw (3a) Chris Carter (3b) Damon Denson (4a) Ed Ellis (4b) Vernon Crawford (5)	Steve Israel (SF)* Zefross Moss (DET)* Henry Thomas (DET)	Bernard Russ	
1998	Robert Edwards (1a) Tebucky Jones (1b) Tony Simmons (2a) Rodrick Rutledge (2b) Chris Floyd (3a) Greg Spires (3b) Leonta Rheams (4) Ron Merkerson (5) Harold Shaw (6) Jason Andersen (7)	Tony Carter (CHI)*	Dana Cottrell James Grier Anthony Ladd Jim Murphy Kato Serwanga Shawn Stuckey	
1999	Damien Woody (1a) Andy Katzenmoyer (1b) Kevin Faulk (2) Tony George (3) Derrick Fletcher (5) Marcus Washington (6) Michael Bishop (7a) Sean Morey (7b)	Lee Johnson (Cin)* John Friesz (Sea) Sterling Palmer (Wash) Lamont Warren (Ind.)	Brian Aikins Jamie Bowers Jayson Bray Willie Cohens Daniel Collins Tarren Crawford Cory Gillard Kadar Hamilton Corey Ivy Garrett Johnson Nafis Karim John Lumpkin Kendall Mack Chad Mackey James Manley Tim Martin Jon McCall Scott Mutryn Matt Reem Derrick Shepard Mike Sheridan Devon Smith Brent Warren Sir Mawn Wilson	

* unrestricted free agent

** restricted free agent



NEW ENGLAND PATRIOTS
**SEASON
IN REVIEW**



40 YEARS OF PATRIOTS FOOTBALL

**1998 FINAL REGULAR SEASON STANDINGS****AMERICAN FOOTBALL CONFERENCE****Eastern Division**

	W	L	T	Pct.	Pts.	Opp	Hm	Aw	AFC	Div
y-N.Y. Jets	12	4	0	.750	416	266	7-1	5-3	10-2	7-1
x-Miami	10	6	0	.625	321	265	7-1	3-5	7-5	4-4
x-Buffalo	10	6	0	.625	400	333	6-2	4-4	7-5	4-4
x-New England	9	7	0	.563	337	329	6-2	3-5	7-5	4-4
Indianapolis	3	13	0	.188	310	444	3-5	0-8	3-9	1-7

Central Division

	W	L	T	Pct.	Pts.	Opp	Hm	Aw	AFC	Div
y-Jacksonville	11	5	0	.688	392	338	7-1	4-4	8-4	6-2
Tennessee	8	8	0	.500	330	320	3-5	5-3	7-5	7-1
Pittsburgh	7	9	0	.438	263	303	5-3	2-6	5-7	3-5
Baltimore	6	10	0	.375	269	335	4-4	2-6	5-7	2-6
Cincinnati	3	13	0	.188	268	452	1-7	2-6	2-10	2-6

Western Division

	W	L	T	Pct.	Pts.	Opp	Hm	Aw	AFC	Div
y-Denver	14	2	0	.875	501	309	8-0	6-2	11-1	8-0
Oakland	8	8	0	.500	288	356	4-4	4-4	5-7	4-4
Seattle	8	8	0	.500	372	310	6-2	2-6	5-7	3-5
Kansas City	7	9	0	.438	327	363	5-3	2-6	4-8	4-4
San Diego	5	11	0	.313	241	342	4-4	1-7	4-8	1-7

NATIONAL FOOTBALL CONFERENCE**Eastern Division**

	W	L	T	Pct.	Pts.	Opp	Hm	Aw	NFC	Div
y-Dallas	10	6	0	.625	381	275	6-2	4-4	9-3	8-0
x-Arizona	9	7	0	.563	325	378	5-3	4-4	8-4	4-4
N.Y. Giants	8	8	0	.500	287	309	5-3	3-5	5-7	5-3
Washington	6	10	0	.375	319	421	4-4	2-6	4-8	2-6
Philadelphia	3	13	0	.188	161	344	3-5	0-8	3-9	1-7

Central Division

	W	L	T	Pct.	Pts.	Opp	Hm	Aw	NFC	Div
y-Minnesota	15	1	0	.938	556	296	8-0	7-1	11-1	7-1
x-Green Bay	11	5	0	.688	408	319	7-1	4-4	8-4	4-4
Tampa Bay	8	8	0	.500	314	295	6-2	2-6	6-6	4-4
Detroit	5	11	0	.313	306	378	4-4	1-7	4-8	4-4
Chicago	4	12	0	.250	276	368	3-5	1-7	2-10	1-7

Western Division

	W	L	T	Pct.	Pts.	Opp	Hm	Aw	NFC	Div
y-Atlanta	14	2	0	.875	442	289	8-0	6-2	11-1	7-1
x-San Francisco	12	4	0	.750	479	328	8-0	4-4	10-2	7-1
New Orleans	6	10	0	.375	305	359	4-4	2-6	5-7	3-5
Carolina	4	12	0	.250	336	413	2-6	2-6	3-9	3-5
St. Louis	4	12	0	.250	285	378	2-6	2-6	1-11	0-8

1998 Postseason Results**AFC WILDCARD WEEKEND**

Sat. Jan. 2	at Miami 24Buffalo 17
Sun. Jan. 3	at Jacksonville 25New England 10

AFC DIVISIONAL PLAYOFFS

Sat. Jan. 9	at Denver Broncos 38Miami 3
Sun. Jan. 10	at New York Jets 34Jacksonville 24

AFC CHAMPIONSHIP GAME

Sun. Jan. 17	at Denver 23New York Jets 10
--------------	--------------	-----------------------

SUPER BOWL XXXII, Jan. 31, 1999

Denver 34, Atlanta 19 at Miami

NFC WILDCARD WEEKEND

Sat. Jan. 2	Arizona 20at Dallas 7
Sun. Jan. 3	at San Francisco 30Green Bay 27

NFC DIVISIONAL PLAYOFFS

Sat. Jan. 9	at Atlanta 20San Francisco 18
Sun. Jan. 10	at Minnesota 41Arizona 21

NFC CHAMPIONSHIP GAME

Sun. Jan. 17	Atlanta 30at Minnesota 27
--------------	------------	----------------------

PRO BOWL, Feb. 7, 1999

AFC 23, NFC 10, at Honolulu, Hawaii



1998 FINAL REGULAR SEASON OFFENSIVE STATISTICS

1998 RECORD - WON 9 LOST 7

DATE	W/L	SCORE	OPPONENT	ATTENDANCE
09/07	L	21-27	at Denver	74,745
09/13	W	29-6	Indianapolis	60,068
09/20	W	27-16	Tennessee	59,973
10/04	W	30-27	at New Orleans	56,172
10/11	W	40-10	Kansas City	59,749
10/19	L	14-24	NY Jets	60,062
10/25	L	9-12	at Miami ot	73,973
11/01	W	21-16	at Indianapolis	58,056
11/08	L	10-41	Atlanta	59,790
11/15	L	10-13	at Buffalo	72,020
11/23	W	26-23	Miami	58,729
11/29	W	25-21	Buffalo	58,304
12/06	W	23-9	atPittsburgh	58,632
12/13	L	18-32	atSt. Louis	48,946
12/20	W	24-21	San Francisco	59,153
12/27	L	10-31	atNY Jets	74,302

SCORE BY PERIODS

	Q1	Q2	Q3	Q4	OT	PTS
Patriots	60	116	62	99	0	337
Opponents	64	111	67	84	3	329

SCORING

	TD	RU	PS	RT	K-PAT	FG	S	PTS
Vinatieri	0	0	0	0	32/32	31/39	0	127
Edwards	12	9	3	0	0	0	0	72
Coates	6	0	6	0	0	0	0	36
Glenn	3	0	3	0	0	0	0	18
Simmons	3	0	3	0	0	0	0	18
Brisby	2	0	2	0	0	0	0	12
Jefferson	2	0	2	0	0	0	0	12
Purnell	2	0	2	0	0	0	0	12
Brown	1	0	1	0	0	0	0	6
Cullors	1	0	1	0	0	0	0	6
Law	1	0	0	1	0	0	0	6
Milloy	1	0	0	1	0	0	0	6
Thomas	1	0	0	1	0	0	0	6
Team	35	9	23	3	32/32	31/39	0	337
Opponent	36	8	26	2	30/30	27/32	0	329

TOTAL FIRST DOWNS

	PATRIOTS	OPPONENTS
Rushing	68	76
Passing	184	208
Penalty	29	21
3rd Down: Made/Att	90/237	98/230
3rd Down Pct.	38.0	42.6
4th Down: Made/Att	10/21	4/14
4th Down Pct.	47.6	28.6
POSSESSION AVG.	28:34	31:26
TOTAL NET YARDS	5140	5182
Avg. Per Game	321.3	323.9
Total Plays	999	1053
Avg. Per Play	5.1	4.9
NET YARDS RUSHING	1480	1547
Avg. Per Game	92.5	96.7
Total Rushes	403	447
NET YARDS PASSING	3660	3635
Avg. Per Game	228.8	227.2
Sacked/Yards Lost	40/344	36/222
Gross Yards	4004	3857
Att./Completions	556/295	570/336
Completion Pct.	53.1	58.9
Had Intercepted	17	24
PUNTS/AVERAGE	74/44.5	73/42.5
NET PUNTING AVG.	74/35.4	73/34.9
PENALTIES/YARDS	108/853	104/787
FUMBLES/BALL LOST	20/7	16/7
TOUCHDOWNS	35	36
Rushing	9	8
Passing	23	26
Returns	3	2

2-Pt. Conversions: Team 1-3, Opponents 1-6

RUSHING

	NO	YDS	AVG	LG	TD
Edwards	291	1115	3.8	53	9
Shaw	48	236	4.9	71	0
Cullors	18	48	2.7	15	0
Bledsoe	28	44	1.6	10	0
Floyd	6	22	3.7	10	0
Jefferson	1	15	15.0	15	0
Carter	2	3	1.5	3	0
Zolak	5	0	0.0	4	0
Glenn	2	-1	-0.5	7	0
Tupa	2	-2	-1.0	-1	0
Team	403	1480	3.7	71	9
Opponents	447	1547	3.5	34t	8

RECEIVING

	No	Yds	Avg	Lg	TD
Coates	67	668	10.0	33	6
Glenn	50	792	15.8	86t	3
Edwards	35	331	9.5	46	3
Jefferson	34	771	22.7	61t	2
Simmons	23	474	20.6	63t	3
Brown	23	346	15.0	52	1
Carter	18	166	9.2	49	0
Cullors	14	146	10.4	43	1
Purnell	12	92	7.7	22	2
Brisby	7	96	13.7	27	2
Shaw	6	30	5.0	11	0
Ellard	5	86	17.2	19	0
Floyd	1	6	6.0	6	0
Team	295	4004	13.6	86t	23
Opponents	336	3857	11.5	84t	26



1998 FINAL REGULAR SEASON OFFENSIVE STATISTICS (Cont.)

INTERCEPTIONS	NO	YDS	AVG	LG	TD
Law	9	133	14.8	59t	1
Milloy	6	54	9.0	30t	1
Clay	3	19	6.3	19	0
Israel	3	13	4.3	12	0
Thomas	1	24	24.0	24t	1
Canty	1	12	12.0	12	0
Whigham	1	0	0.0	0	0
Team	24	255	10.6	59t	3
Opponents	17	197	11.6	36	0

PUNTING	No	Yds	Avg	Net	TB	In20	Lg	Bk
Tupa	74	3294	44.5	35.4	9	13	64	0
Team	74	3294	44.5	35.4	9	13	64	0
Opp.	73	3100	42.5	34.9	8	20	58	0

PUNT RETURNS	NO	FC	YDS	AVG	LG	TD
Brown	17	8	225	13.2	39	0
Canty	16	7	170	10.6	36	0
Clay	0	2	0	-	-	0
Team	33	17	395	12.0	39	0
Opponents	43	8	493	11.5	76	0

KICKOFF RETURNS	NO	YDS	AVG	LG	TD
Cullors	45	1085	24.1	68	0
Canty	11	198	18.0	29	0
Sullivan	2	14	7.0	9	0
Bruschi	1	4	4.0	4	0
Eaton	1	13	13.0	13	0
Shaw	1	16	16.0	16	0
Whigham	1	0	0.0	0	0
Team	62	1330	21.5	68	0
Opponents	71	1335	18.8	37	0

FIELD GOALS	1-19	20-29	30-39	40-49	50+
Vinatieri	3/3	8/8	9/14	9/12	2/2
Team	3/3	8/8	9/14	9/12	2/2
Opp.	0/0	9/9	8/11	8/10	2/2

Vinatieri: (39N, 37B) (19G, 23G, 52G, 42N) (43G, 41G) (34G, 49G, 27G) (32G, 38G, 27G, 20G) () (45N, 41G, 30G, 36G) () (40G) (39N, 38G, 39N) (25G, 44G, 45G, 24G) (44G, 47N) (21G, 29G, 35G) (37G, 41G, 55G, 17G) (32N, 35G) (19G)

Opponents: (53G, 42G) () (34G, 26G, 45G) (21G, 37G) (33G) (38B, 23G) (48G, 38G, 25G, 43G) (50G) (47B, 40G, 32G) (31G, 20G, 40N) (21G) (35N, 34G, 26G, 22G) (49G, 26G, 43G) (48G) (31B) (36G)

Sacks: Thomas 6.5, Eaton 6.0, Slade 4.0, McGinest 3.5, Spires 3.0, Bruschi 2.0, Israel 2.0, Johnson 2.0, Mitchell 2.0, Sullivan 2.0, Canty 1.0, C. Carter 1.0, Milloy 1.0; Patriots 36.0, Opponents 40.0.

MISC. STATS-REGULAR SEASON

FUMBLES - LOST (20-7)

	No.	Lost	Own Rec.	O.B.
Drew Bledsoe	9	3	4	0
Robert Edwards	5	1	2	0
Chris Canty	2	1	0	1
Sedrick Shaw	2	1	1	0
Derrick Cullors	1	0	0	0
Scott Zolak	1	1	0	0
Bruce Armstrong	0	0	3	0
Shawn Jefferson	0	0	1	0
Tebucky Jones	0	0	1	0
Totals	20	7	12	1

BLOCKED KICKS	XP	FG	P
Ferric Collons	0	2	0
Chad Eaton	0	1	0
Totals	0	3	0

MISC. OFFENSIVE STATS

	Tack. T.O.	FF	FR
Shawn Jefferson	3	0	0
Bruce Armstrong	2	0	0
Tony Carter	2	0	0
Ben Coates	2	0	0
Terry Glenn	1	0	0
Heath Irwin	1	0	0
Todd Rucci	1	0	0
Derrick Cullors	1	0	0
Tony Simmons	1	0	0
Robert Edwards	1	0	0
Dave Wohlabaugh	1	0	0
Chris Floyd	1	0	0
Totals	17	0	0

PASSING	Att	Cmp	Yds	Cmp%	Yds/Att	TD	TD%	Int	Int%	Long	Sack/	Lost	Rating
Bledsoe	481	263	3633	54.7	7.55	20	4.2	14	2.9	86t	36/	295	80.9
Zolak	75	32	371	42.7	4.95	3	4.0	3	4.0	61t	4/	49	54.9
Team	556	295	4004	53.1	7.20	23	4.1	17	3.1	86t	40/	344	77.4
Opps.	570	336	3857	58.9	6.77	26	4.6	24	4.2	84t	36/	222	77.1

**1998 PLAYOFF OFFENSIVE STATISTICS****1998 RECORD - WON 0 LOST 1**

DATE	W/L	SCORE	OPPONENT	ATTENDANCE
01/03/99	L	10-25	at Jacksonville	72,559

RUSHING	No	Yds	Avg	Lg	TD
Edwards	17	28	1.6	7	1
S. Shaw	1	4	4.0	4	0
T. Carter	1	3	3.0	3	0
PATRIOTS	19	35	1.8	7	1
OPPONENTS	37	160	4.3	46	1

RECEIVING	No	Yds	Avg	Lg	TD
T. Brown	4	46	11.5	21	0
S. Jefferson	4	30	7.5	10	0
T. Simmons	3	42	14.0	16	0
R. Edwards	3	33	11.0	17	0
D. Cullors	2	17	8.5	13	0
B. Coates	2	10	5.0	8	0
T. Carter	2	3	1.5	3	0
L. Purnell	1	9	9.0	9	0
PATRIOTS	21	190	9.0	21	0
OPPONENTS	14	161	11.5	37	1

INTERCEPTIONS	No	Yds	Avg	Lg	TD
PATRIOTS	0	0	0.0	0	0
OPPONENTS	1	17	17.0	17	0

PUNTING	No	Yds	Avg	Net	TB	In	Lg	B
Torn Tupa	8	378	47.3	38.3	1	1	58	0
PATRIOTS	8	378	47.3	38.3	1	1	58	0
OPPONENTS	6	269	44.8	40.3	1	1	60	0

PUNT RETURNS	Ret	FC	Yds	Avg	Lg	TD
T. Brown	4	0	27	6.8	17	0
PATRIOTS	4	0	27	6.8	17	0
OPPONENTS	7	0	72	10.3	14	0

KICKOFF RET.	No	Yds	Avg	Lg	TD
D. Cullors	6	64	10.7	21	0
S. Shaw	1	14	14.0	14	0
PATRIOTS	7	78	11.1	21	0
OPPONENTS	3	66	22.0	25	0

FIELD GOALS	1-19	20-29	30-39	40-49	50+
Adam Vinatieri	0/0	1/1	0/0	0/0	0/0
PATRIOTS	0/0	1/1	0/0	0/0	0/0
OPPONENTS	0/0	2/2	2/2	0/0	0/0

VINATIERI: (27G)

OPPONENTS: (35G, 24G, 34G, 21G)

	PATRIOTS	OPPONENTS
TOTAL FIRST DOWNS	14	17
By Rushing	3	6
By Passing	11	9
By Penalty	0	2
3rd Down: Made/Att	5/13	7/18
3rd Down Pct.	33.0	39.0
4th Down: Made/Att	0/1	0/1
4th Down Pct.	0.0	0.0
POSSESSION AVG.	28:00	32:00
TOTAL NET YARDS	206	308
Total Offensive Plays	65	73
Avg. per Play	3.2	4.2
NET YARDS RUSHING	35	160
Total Rushes	19	37
Avg. per Rush	1.8	4.3
NET YARDS PASSING	171	148
Sacked/Yards Lost	2/19	2/13
Gross Yards	190	161
Att/Completions	44/21	34/14
Completion Pct.	47.7	41.1
Had Intercepted	1	0
PUNTS/AVERAGE	8/47.3	6/44.8
PENALTIES/YARDS	6/50	4/35
FUMBLES/BALL LOST	4/2	1/0
TOUCHDOWNS	1	2
Rushing	1	1
Passing	0	1
Returns	0	0

SCORE BY PERIODS	Q1	Q2	Q3	Q4	OT	PTS
PATRIOTS	0	0	7	3	-	10
OPPONENTS	6	6	0	13	-	25

SCORING	TD	Ru	Pa	Rt	K-PAT	FG	S	PTS
Robert Edwards	1	1	0	0			0	6
Adam Vinatieri	0	0	0	0	1/1	1/1	0	4
PATRIOTS	1	1	0	0	1/1	1/1	0	10
OPPONENTS	2	1	1	0	1/1	4/4	0	25

2-Pt. Conversions: PATRIOTS 0-0, Opponents 0-1

SACKS: Greg Spires 2.0. PATRIOTS 2.0, Opponents 2.0

PASSING	Att	Cmp	Yds	Cmp%	Yds/Att	TD	TO%	Int	Int%	Long	Sack/	Lost	Rating
S. Zolak	44	21	190	47.7	4.32	0	0.0	1	2.3	21	2/	19	50.4
PATRIOTS	44	21	190	47.7	4.32	0	0.0	1	2.3	21	2/	19	50.4
OPPONENTS	34	14	161	41.1	4.74	1	2.9	0	0.0	37	2/	13	65.9

**1998 FINAL REGULAR SEASON DEFENSIVE STATISTICS****DEFENSIVE TACKLES****SPECIAL TEAMS**

NAME	TT	UT	A	S/	YL	Int/	Yds	PD	FF	FR	TT	UT	A	FF	FR	B
Lawyer Milloy	151	100	51	1.0	8.0	6	54	21	1	1	-	-	-	-	-	-
Ted Johnson	142	79	63	2.0	11.0	-	-	6	-	-	1	0	1	-	-	-
Willie Clay	103	66	37	-	-	3	19	9	-	1	-	-	-	-	-	-
Tedy Bruschi	81	56	25	2.0	15.0	-	-	5	2	-	7	4	3	-	-	-
Todd Collins	76	40	36	-	-	-	-	3	1	-	-	-	-	-	-	-
Ty Law	75	60	15	-	-	9	133	37	-	1	-	-	-	-	-	-
Henry Thomas	75	55	20	6.5	48.0	1	24	2	2	1	-	-	-	-	-	-
Chris Slade	72	40	32	4.0	23.0	-	-	5	-	-	-	-	-	-	-	-
Chad Eaton	69	50	19	6.0	22.0	-	-	4	1	1	-	-	-	-	-	1
Chris Canty	53	42	11	1.0	10.0	1	12	11	-	-	8	3	5	-	-	-
Steve Israel	41	31	10	2.0	12.0	3	13	12	-	-	-	-	-	-	-	-
Chris Sullivan	40	29	11	2.0	4.0	-	-	5	-	-	2	2	0	-	-	-
Ferric Collons	36	21	15	-	-	-	-	2	-	-	-	-	-	-	-	2
Mark Wheeler	26	18	8	-	-	-	-	1	-	-	-	-	-	-	-	-
Willie McGinest	24	19	5	3.5	23.0	-	-	1	1	-	-	-	-	-	-	-
Greg Spires	22	17	5	3.0	26.0	-	-	3	-	-	-	-	-	-	-	-
Brandon Mitchell	21	17	4	2.0	15.0	-	-	-	-	-	-	-	-	-	-	-
Larry Whigham	21	15	6	-	-	1	0	2	-	-	20	14	6	-	-	-
Chris Carter	17	7	10	1.0	5.0	-	-	1	-	-	20	12	8	-	-	-
Marty Moore	16	8	8	-	-	-	-	-	-	1	19	10	9	-	-	-
Vernon Crawford	13	4	9	-	-	-	-	-	-	-	14	5	9	-	-	-
Tebucky Jones	7	5	2	-	-	-	-	5	-	-	28	12	16	-	-	-
Steve Lofton	5	4	1	-	-	-	-	3	-	-	9	6	3	-	-	-
Leonta Rheams	2	2	0	-	-	-	-	-	-	-	1	1	0	-	-	-
Derrick Cullors	0	0	0	-	-	-	-	-	-	-	19	10	9	-	-	-
Chris Floyd	0	0	0	-	-	-	-	-	-	-	16	6	10	-	-	-
Harold Shaw	0	0	0	-	-	-	-	-	-	-	15	11	4	-	-	-
Mike Bartrum	0	0	0	-	-	-	-	-	-	-	10	6	4	-	-	-
Adam Vinatieri	0	0	0	-	-	-	-	-	-	-	9	6	3	-	-	-
Troy Brown	0	0	0	-	-	-	-	-	-	-	8	6	2	-	-	-
Tony Carter	0	0	0	-	-	-	-	-	-	-	6	4	2	-	-	-
Shawn Stuckey	0	0	0	-	-	-	-	-	-	1	5	4	1	-	-	-
Lovett Purnell	0	0	0	-	-	-	-	-	-	-	2	1	1	-	-	-
Tom Tupa	0	0	0	-	-	-	-	-	-	-	2	2	0	-	-	-
Dana Cottrell	0	0	0	-	-	-	-	-	-	-	1	1	0	-	-	-
Sedrick Shaw	0	0	0	-	-	-	-	-	-	-	1	0	1	-	-	-
Totals	1188	785	403	36/	222	24/	255	138	8	7	223	126	97	-	-	3

1998 POSTSEASON DEFENSIVE STATISTICS**DEFENSIVE TACKLES****SPECIAL TEAMS**

NAME	TT	UT	A	S/	YL	Int/	Yds	PD	FF	FR	TT	UT	A	B
Lawyer Milloy	8	8	0	-	-	-	-	-	-	-	-	-	-	-
Tedy Bruschi	7	7	0	-	-	-	-	-	-	-	-	-	-	-
Willie Clay	7	7	0	-	-	-	-	-	-	-	-	-	-	-
Marty Moore	4	4	0	-	-	-	-	1	-	-	2	1	1	-
Henry Thomas	4	4	0	-	-	-	-	1	-	-	-	-	-	-
Willie McGinest	3	3	0	-	-	-	-	-	-	-	-	-	-	-
Chris Slade	3	3	0	-	-	-	-	-	-	-	-	-	-	-
Greg Spires	3	3	0	2.0	13.0	-	-	-	-	-	-	-	-	-
Ty Law	3	2	1	-	-	-	-	1	-	-	-	-	-	-
Ferric Collons	2	2	0	-	-	-	-	-	-	-	-	-	-	-
Chad Eaton	2	2	0	-	-	-	-	-	-	-	-	-	-	-
Steve Israel	1	1	0	-	-	-	-	2	-	-	-	-	-	-
Mark Wheeler	1	1	0	-	-	-	-	-	-	-	-	-	-	-
Chris Carter	0	0	0	-	-	-	-	-	-	-	3	3	0	-
Derrick Cullors	0	0	0	-	-	-	-	-	-	-	2	1	1	-
Chris Floyd	0	0	0	-	-	-	-	-	-	-	1	1	0	-
Tebucky Jones	0	0	0	-	-	-	-	1	-	-	-	-	-	-
Todd Rucci	0	0	0	-	-	-	-	-	-	-	-	-	-	-
Shawn Stuckey	0	0	0	-	-	-	-	-	-	-	1	1	0	-
Totals	48	47	1	2.0	13.0	0	0	6	0	0	9	7	2	0



1998 TURNOVER RATIO

Regular Season Turnover Ratio (+7)

	TAKE-AWAYS			Points off Takeaways			Total	
	<i>Ints.</i>	<i>Fumbles</i>	<i>Total</i>	<i>TDs</i>	<i>FGs</i>	<i>Total</i>	<i>Conversion %</i>	<i>Points</i>
PATRIOTS	24	7	31	10	6	15	48%	86
Opponents	17	7	24	9	4	13	54%	75

		TAKE-AWAYS			GIVE-AWAYS			+/-	
<i>Date</i>	<i>Opponent</i>	<i>Ints.</i>	<i>Fumbles</i>	<i>Total</i>	<i>Ints.</i>	<i>Fumbles</i>	<i>Total</i>	<i>Differential</i>	<i>Results</i>
09-06	at Denver	0	0	0	0	0	0	0	21-27
09-12	Indianapolis	3	1	4	0	0	0	4	29-6
09-19	Tennessee	2	0	2	0	0	0	2	27-16
10-03	at New Orleans	2	0	2	3	1	4	-2	30-27
10-10	Kansas City	1	1	2	0	1	1	1	40-10
10-18	New York Jets	0	0	0	1	0	1	-1	14-24
10-24	at Miami	3	0	3	1	0	1	2	9-12
10-31	at Indianapolis	2	0	2	1	0	1	1	21-16
11-07	Atlanta	2	0	2	2	3	5	-3	10-41
11-14	at Buffalo	2	1	3	0	0	0	3	10-13
11-22	Miami	1	0	1	2	0	2	-1	26-23
11-28	Buffalo	0	0	0	1	0	1	-1	25-21
12-05	at Pittsburgh	2	1	3	3	0	3	0	23-9
12-12	at St. Louis	1	2	3	1	1	2	1	18-32
12-19	San Francisco	2	1	3	2	0	2	1	24-21
12-26	at New York Jets	1	0	1	0	1	1	0	10-31
1998 Season Totals		24	7	31	17	7	24	7	9-7 record
01-03	at Jacksonville	0	0	0	1	2	3	-3	10-25

Bold indicates victories

Postseason Turnover Ratio (-3)

	TAKE-AWAYS			Points off Takeaways			Total	
	<i>Ints.</i>	<i>Fumbles</i>	<i>Total</i>	<i>TDs</i>	<i>FGs</i>	<i>Total</i>	<i>Conversion %</i>	<i>Points</i>
PATRIOTS	0	0	0	0	0	0	NA	0
Opponents	1	2	3	0	1	1	33%	3



40 YEARS OF PATRIOTS FOOTBALL

**1998 GAME BY GAME TEAM OFFENSE**

OFFENSE DATE	OPPONENT	FIRST DOWNS				NET OFFENSE		RUSHING			PASSING				PENALTY		PUNTS			
		TOTAL	Ru	Pa	Pn	Yds	Plays	Yds	Att	Avg	Net	S/YL	Gross	Att-Cmp	Pct	TD-Int	No	Yds	No	Avg
09-07	at Denver	17	7	10	0	339	59	81	24	3.4	258	3/31	289	32-20	62.5%	2-0	7	49	5	51.0
09-13	Indianapolis	15	2	11	2	321	62	103	33	3.1	218	0/0	218	29-15	51.7%	1-0	4	30	5	44.8
09-20	Tennessee	13	3	10	0	322	52	94	18	5.2	228	4/22	250	30-18	60.0%	1-0	5	39	5	47.4
10-04	at New Orleans	20	4	15	1	388	63	97	25	3.9	291	3/26	317	35-21	60.0%	1-3	3	20	3	51.7
10-11	Kansas City	31	12	13	6	438	82	206	54	3.8	232	0/0	232	28-18	64.3%	3-0	8	75	2	42.5
10-19	New York Jets	19	6	11	2	291	58	110	24	4.6	181	4/25	206	30-18	60.0%	1-1	11	71	4	41.0
10-25	at Miami	13	1	8	4	251	57	26	22	1.2	225	2/15	240	33-13	39.4%	0-1	6	64	7	44.0
11-01	at Indianapolis	20	3	15	2	370	63	77	27	2.9	293	1/13	306	35-22	62.9%	2-1	6	45	7	40.6
11-08	Atlanta	15	1	13	1	223	64	18	14	1.3	205	6/57	262	44/22	50.0%	1-2	6	39	6	44.3
11-15	at Buffalo	11	2	8	1	206	50	48	16	3.0	158	3/22	180	31/12	38.7%	1-0	6	34	5	48.0
11-23	Miami	21	2	18	1	455	74	41	19	2.2	414	1/9	423	54/28	51.9%	2-2	10	97	2	43.5
11-29	Buffalo	24	4	16	4	259	61	44	14	3.1	215	4/31	246	43/28	65.1%	3-1	9	80	4	47.0
12-06	at Pittsburgh	19	4	13	2	377	70	73	34	2.1	304	2/23	327	34/21	61.8%	1-3	12	77	3	54.3
12-13	at St. Louis	14	6	7	1	319	70	200	28	7.1	119	5/57	176	37/11	29.7%	1-1	8	70	5	38.6
12-20	San Francisco	20	9	9	2	332	62	132	31	4.3	200	1/5	205	30/14	46.7%	2-2	5	38	5	39.6
12-27	at New York Jets	9	2	7	0	249	52	130	20	6.5	119	1/8	127	31/14	45.2%	1-0	2	25	6	42.7
1998 TOTALS		281	68	184	29	5,140	999	1,480	403	3.7	3,660	40/344	4,004	556/295	53.1%	23-17	108	853	74	44.5

OFFENSE DATE	OPPONENT	FIRST DOWNS				NET OFFENSE		RUSHING			PASSING				PENALTY		PUNTS			
		Total	Ru	Pa	Pn	Yds	Plays	Yds	Att	Avg	Net	S/YL	Gross	Att-Cmp	Pct	TD-Int	No	Yds	No	Avg
01-03	at Jacksonville	14	3	11	0	206	65	35	19	1.8	171	2/19	190	44-21	47.7%	0-1	6	50	8	47.3

**1998 GAME BY GAME TEAM DEFENSE**

OFFENSE		FIRST DOWNS				NET OFFENSE			RUSHING			PASSING				PENALTY		PUNTS			
DATE	OPPONENT	TOTAL	Ru	Pa	Pn	Yds	Plays		Yds	Att	Avg	Net	S/YL	Gross	Att-Cmp	Pct	TD-Int	No	Yds	No	Avg
09-07	at Denver	20	4	14	2	339	65		91	30	3.0	248	1/9	257	34-22	64.7%	1-0	5	30	4	45.5
09-13	Indianapolis	20	7	12	1	309	67		136	32	4.3	173	2/15	188	33-21	63.6%	1-3	5	32	6	42.0
09-20	Tennessee	18	6	11	1	306	66		112	26	4.1	194	2/8	202	38-28	73.7%	1-2	6	35	4	44.0
10-04	at New Orleans	19	1	17	1	276	72		39	18	2.2	237	7/41	278	47-25	53.2%	2-2	6	41	6	38.5
10-11	Kansas City	9	1	7	1	134	44		14	11	1.3	120	4/24	144	29-14	48.3%	1-1	8	49	6	45.8
10-19	New York Jets	25	4	18	3	392	69		121	33	3.7	271	4/23	294	32-22	68.8%	3-0	7	61	3	39.0
10-25	at Miami	18	2	15	1	333	74		70	29	2.4	263	3/16	279	42-23	54.8%	0-3	8	86	6	45.7
11-01	at Indianapolis	18	1	17	0	310	66		32	14	2.3	278	0/0	278	52-30	57.7%	2-2	8	72	7	43.4
11-08	Atlanta	22	6	14	2	366	65		117	39	3.0	249	1/2	251	25-16	64.0%	2-2	7	40	3	44.3
11-15	at Buffalo	23	11	12	0	391	72		213	46	4.6	178	0/0	178	26-14	53.8%	1-2	6	43	2	47.5
11-23	Miami	17	1	13	3	322	57		33	19	1.7	289	0/0	289	38-24	63.2%	2-1	7	46	5	43.2
11-29	Buffalo	23	7	11	5	428	71		99	31	3.2	329	1/10	339	39-21	53.8%	2-0	12	107	4	32.0
12-06	at Pittsburgh	13	3	10	0	249	61		54	13	4.2	195	3/11	206	45-21	46.7%	0-2	6	56	5	41.6
12-13	at St. Louis	18	6	11	1	278	69		116	31	3.7	162	3/30	192	35/18	51.4%	1-1	3	15	4	49.3
12-20	San Francisco	21	8	13	0	410	63		151	34	4.4	259	5/33	292	24/19	79.2%	3-2	9	64	4	37.0
12-27	at New York Jets	21	8	13	0	339	72		149	41	3.6	190	0/0	190	31/18	58.1%	4-1	1	10	4	41.0
1998 TOTALS		305	76	208	21	5182	1053		1547	447	3.5	3635	36/222	3857	570-336	58.9%	26-24	104	787	73	42.5

OFFENSE	FIRST DOWNS				NET OFFENSE			RUSHING			PASSING				PENALTY		PUNTS				
DATE	OPPONENT	Total	Ru	Pa	Pn	Yds	Plays		Yds	Att	Avg	Net	S/YL	Gross	Att-Cmp	Pct	TD-Int	No	Yds	No	Avg
01-03	at Jacksonville	17	6	9	2	308	73		160	37	4.3	148	2-13	161	34-14	41.2%	1-0	4	35	6	44.8



1998 GAME BY GAME PASSING STATISTICS

DREW BLEDSOE

Date	Opponent	Att	Cmp	Yds	Pct	TD	Lg	Int	S	Yds	Rating
09/07	at Denver	32	20	289	.625	2	55	0	3	31	112.6
09/13	Indianapolis	29	15	218	.517	1	39	0	0	0	88.0
09/20	Tennessee	30	18	250	.600	1	51t	0	4	22	97.9
10/04	at New Orleans	35	21	317	.600	1	43	3	3	26	63.6
10/11	Kansas City	26	17	226	.654	3	39	0	0	0	131.3
10/19	New York Jets	30	18	206	.600	1	29	1	4	25	77.9
10/25	at Miami	33	13	240	.394	0	54	1	2	15	52.6
11/01	at Indianapolis	35	22	306	.629	2	63t	1	1	13	98.0
11/08	Atlanta	34	19	229	.559	1	46	1	5	48	74.3
11/15	at Buffalo	31	12	180	.387	1	37	0	3	22	69.3
11/23	Miami	54	28	423	.519	2	49	2	1	9	74.8
11/29	Buffalo	43	28	246	.651	3	33	1	4	31	93.8
12/06	at Pittsburgh	34	21	327	.618	1	86t	3	2	23	66.7
12/13	at St. Louis	35	11	176	.314	1	50	1	4	30	46.8
12/20	San Francisco					inactive					
12/27	at New York Jets					inactive					
1998 Season Totals		481	263	3633	.547	20	86t	14	36	295	80.9

PLAYOFFS

01/03 at Jacksonville inactive

SCOTT ZOLAK

Date	Opponent	Att	Cmp	Yds	Pct	TD	Lg	Int	S	Yds	Rating
08/31	San Diego	0	0	0	.000	0	0	0	0	0	0.0
09/07	at Denver					inactive					
09/13	Indianapolis										
09/20	Tennessee					inactive					
10/04	at New Orleans					inactive					
10/11	Kansas City	2	1	6	.500	0	6	0	0	0	56.3
10/19	New York Jets					inactive					
10/25	at Miami					inactive					
11/01	at Indianapolis					inactive					
11/08	Atlanta	10	3	33	.300	0	20	1	1	9	-0.8
11/15	at Buffalo					inactive					
11/23	Miami					inactive					
11/29	Buffalo					did not play					
12/06	at Pittsburgh					inactive					
12/13	at St. Louis	2	0	0	.000	0	0	0	1	27	2.1
12/20	San Francisco	30	14	205	.467	2	61t	2	1	5	63.9
12/27	at New York Jets	31	14	127	.452	1	44t	0	1	8	67.5
1998 Season Totals		75	32	371	.427	3	61t	3	4	49	54.9

PLAYOFFS

01/03 at Jacksonville 44 21 190 .477 0 21 1 2 19 50.4



1998 GAME BY GAME RUSHING STATISTICS

[illegible]



1998 GAME BY GAME RECEIVING STATISTICS

Date	Opponent	<u>Ben Coates</u>					<u>Terry Glenn</u>					<u>Robert Edwards</u>				
		No	Yds	Avg	Lg	TD	No	Yds	Avg	Lg	TD	No	Yds	Avg	Lg	TD
09/07	at Denver	1	9	9.0	9	0	5	71	14.2	24	0	-	-	-	-	-
09/13	Indianapolis	inactive					3	25	8.3	12	1	3	71	23.7	39	0
09/20	Tennessee	2	15	7.5	9	0	4	102	25.5	51t	1	-	-	-	-	-
10/04	at New Orleans	7	78	11.1	18	0	4	105	26.3	43	0	1	4	4.0	4	0
10/11	Kansas City	2	13	6.5	11	2	7	78	11.1	23	0	3	32	10.7	15	1
10/19	New York Jets	2	36	18.0	29	0	2	34	17.0	29	0	4	24	6.0	8	0
10/25	at Miami	4	49	12.3	17	0	inactive					3	26	8.7	10	0
11/01	at Indianapolis	10	109	10.9	27	1	inactive					3	12	4.0	5	0
11/08	Atlanta	5	13	2.6	6	1	inactive					5	34	6.8	12	0
11/15	at Buffalo	4	70	17.5	33	0	inactive					1	10	10.0	10	0
11/23	Miami	9	78	8.7	18	1	7	66	9.4	21	0	1	46	46.0	46	0
11/29	Buffalo	10	70	7.0	13	1	8	104	13.0	33	0	2	6	3.0	4	1
12/06	at Pittsburgh	6	78	13.0	30	0	9	193	21.4	86t	1	1	6	6.0	6	0
12/13	at St. Louis	inactive					1	14	14.0	14	0	-	-	-	-	-
12/20	San Francisco	3	25	8.3	11	0	placed on IR					4	52	13.0	20	1
12/27	at New York Jets	2	25	12.5	18	0						4	8	2.0	7	0
1998	Season Totals	67	668	10.0	33	6	50	792	15.8	86t	3	35	331	9.5	46	3
01/03	at Jacksonville	2	10	5.0	8	0						3	33	11.0	17	0

Date	Opponent	<u>Shawn Jefferson</u>					<u>Troy Brown</u>					<u>Tony Simmons</u>				
		No	Yds	Avg	Lg	TD	No	Yds	Avg	Lg	TD	No	Yds	Avg	Lg	TD
09/07	at Denver	2	64	32.0	55	0	5	97	19.4	52	1	inactive				
09/13	Indianapolis	1	38	38.0	38	0	3	50	16.7	26	0	inactive				
09/20	Tennessee	2	32	16.0	20	0	3	29	9.7	16	0	inactive				
10/04	at New Orleans	-	-	-	-	-	3	32	10.7	16	0	inactive				
10/11	Kansas City	1	31	31.0	31	0	3	55	18.3	39	0	inactive				
10/19	New York Jets	2	40	20.0	27	0	4	41	10.3	18	0	-	-	-	-	-
10/25	at Miami	4	116	29.0	54	0	inactive					1	47	47.0	47	0
11/01	at Indianapolis	2	24	12.0	13	0	inactive					4	109	27.3	63t	1
11/08	Atlanta	2	61	30.5	46	0	inactive					4	95	23.8	43	0
11/15	at Buffalo	2	36	18.0	22	0	inactive					2	48	24.0	37t	1
11/23	Miami	6	131	21.8	38	1	inactive					4	53	13.3	17	0
11/29	Buffalo	2	18	9.0	10	0	inactive					-	-	-	-	-
12/06	at Pittsburgh	2	29	14.5	25	0	-	-	-	-	-	1	12	12.0	12	0
12/13	at St. Louis	3	73	24.3	50	0	2	42	21.0	35	0	1	10	10.0	10	0
12/20	San Francisco	2	72	36.0	61t	1	-	-	-	-	-	5	56	11.2	20	0
12/27	at New York Jets	1	6	6.0	6	0	-	-	-	-	-	1	44	44.0	44t	1
1998	Season Totals	34	771	22.7	61t	2	23	346	15.0	52	1	23	474	20.6	63t	3
01/03	at Jacksonville	4	30	7.5	10	0	4	46	11.5	21	0	3	42	14.0	16	0



1998 GAME BY GAME RECEIVING STATISTICS (Cont.)

Date	Opponent	Tony Carter					Derrick Cullors					Lovett Purnell				
		No	Yds	Avg	Lg	TD	No	Yds	Avg	Lg	TD	No	Yds	Avg	Lg	TD
09/07	at Denver	4	25	6.3	11	0	1	9	9.0	9	0	1	4	4.0	4	0
09/13	Indianapolis	2	6	3.0	7	0	2	6	3.0	5	0	1	22	22.0	22	0
09/20	Tennessee	1	4	4.0	4	0	4	31	7.8	11	0	-	-	-	-	-
10/04	at New Orleans	2	9	4.5	5	0	2	56	28.0	43	0	-	-	-	-	-
10/11	Kansas City	1	14	14.0	14	0	-	-	-	-	-	-	-	-	-	-
10/19	New York Jets	2	21	10.5	19	0	-	-	-	-	-	2	10	5.0	6t	1
10/25	at Miami	-	-	-	-	-	-	-	-	-	-	1	2	2.0	2	0
11/01	at Indianapolis	-	-	-	-	-	-	-	-	-	-	-	-	-	-	-
11/08	Atlanta	-	-	-	-	-	1	5	5.0	5	0	-	-	-	-	-
11/15	at Buffalo	-	-	-	-	-	-	-	-	-	-	1	9	9.0	9	0
11/23	Miami	1	49	49.0	49	0	-	-	-	-	-	-	-	-	-	-
11/29	Buffalo	3	24	8.0	15	0	3	24	8.0	12t	1	-	-	-	-	-
12/06	at Pittsburgh	1	3	3.0	3	0	-	-	-	-	-	-	-	-	-	-
12/13	at St. Louis	-	-	-	-	-	-	-	-	-	-	4	37	9.3	16	1
12/20	San Francisco	-	-	-	-	-	-	-	-	-	-	-	-	-	-	-
12/27	at New York Jets	1	11	11.0	11	0	1	15	15.0	15	0	2	8	4.0	5	0
1998	Season Totals	18	166	9.2	49	0	14	146	10.4	43	1	12	92	7.7	22	2
01/03	at Jacksonville	2	3	1.5	3	0	2	17	8.5	13	0	1	9	9.0	9	0

Date	Opponent	Vincent Brisby					Sedrick Shaw					Henry Ellard				
		No	Yds	Avg	Lg	TD	No	Yds	Avg	Lg	TD	No	Yds	Avg	Lg	TD
09/07	at Denver	1	10	10.0	10	1	-	-	-	-	-	-	-	-	-	-
09/13	Indianapolis	-	-	-	-	-	-	-	-	-	-	-	-	-	-	-
09/20	Tennessee	2	37	18.5	21	0	-	-	-	-	-	-	-	-	-	-
10/04	at New Orleans	2	33	16.5	27	1	-	-	-	-	-	-	-	-	-	-
10/11	Kansas City	1	9	9.0	9	0	-	-	-	-	-	-	-	-	-	-
10/19	New York Jets	-	-	-	-	-	-	-	-	-	-	-	-	-	-	-
10/25	at Miami	-	-	-	-	-	-	-	-	-	-	-	-	-	-	-
11/01	at Indianapolis	-	-	-	-	-	-	-	-	-	-	-	-	-	-	-
11/08	Atlanta	-	-	-	-	-	3	20	6.7	11	0	2	34	17.0	18	0
11/15	at Buffalo	1	7	7.0	7	0	1	0	0.0	0	0	-	-	-	-	-
11/23	Miami	-	-	-	-	-	-	-	-	-	-	-	-	-	-	-
11/29	Buffalo	-	-	-	-	-	-	-	-	-	-	-	-	-	-	-
12/06	at Pittsburgh	-	-	-	-	-	-	-	-	-	-	-	-	-	-	-
12/13	at St. Louis	-	-	-	-	-	-	-	-	-	-	-	-	-	-	-
12/20	San Francisco	-	-	-	-	-	-	-	-	-	-	-	-	-	-	-
12/27	at New York Jets	-	-	-	-	-	2	10	5.0	8	0	-	-	-	-	-
1998	Season Totals	7	96	13.7	27	2	6	30	5.0	11	0	5	86	17.2	19	0
01/03	at Jacksonville	-	-	-	-	-	-	-	-	-	-	-	-	-	-	-

Signed Oct. 28, 1998

Released 12/2/98

Date	Opponent	Chris Floyd				
		No	Yds	Avg	Lg	TD
12/06	at Pittsburgh	1	6	6.0	6	0
1998	Season Totals	1	6	6.0	6	0



1998 GAME BY GAME DEFENSIVE STATISTICS

Tabulated from Coaching Grades (Listed Alphabetically)

		Tedy Bruschi										Chris Canty										Chris Carter									
Date	Opp.	TT	UT	A	S/Y	I/Y	PD	FF	FR	ST		TT	UT	A	S/Y	I/Y	PD	FF	FR	ST		TT	UT	A	S/Y	I/Y	PD	FF	FR	ST	
09/07	at Den.	0	0	0								6	6	0								1	1	0							1
09/13	Indy	3	2	1						2		4	4	0		1/12	1					5	1	4							1
09/20	Tenn.	4	3	1								2	1	1			1					0	0	0							1
10/04	at NO	4	3	1	1/7							4	4	0	1/10		2					3	2	1							2
10/11	K.C.	3	3	0	1/8			1		2		6	3	3			1					0	0	0			1				
10/19	NYJ	4	2	2								7	6	1			1					1	1	0							
10/25	at Mia	0	0	0			1			1		6	5	1			3					1	0	1							
11/01	at Indy	7	6	1			1			1		6	6	0			2					3	0	3							3
11/08	Atl	1	0	1						1		5	3	2						1		0	0	0							2
11/15	at Buf	10	5	5								3	1	2								0	0	0							
11/23	Mia	10	3	7								2	1	1								1	1	0							2
11/29	Buf	8	6	2			3	1				0	0	0						1		0	0	0							1
12/06	at Pitt.	3	3	0								0	0	0						3		0	0	0							4
12/13	at St. L	8	8	0								1	1	0								0	0	0							1
12/20	SF	6	4	2								0	0	0						2		1	1	0	1/5						2
12/27	at NYJ	10	8	2								1	1	0						1		1	0	1							
1998	Totals	81	56	25	2/15	0	5	2	0	7		53	42	11	1/10	1/12	11	0	0	8		17	7	10	1/5	0	1	0	0	20	
01/03	at Jax	7	7	0								0	0	0								0	0	0							

		Willie Clay										Todd Collins										Ferric Collons									
Date	Opp	TT	UT	A	S/Y	I/Y	PD	FF	FR	ST		TT	UT	A	S/Y	I/Y	PD	FF	FR	ST		TT	UT	A	S/Y	I/Y	PD	FF	FR	ST	
09/07	at Den.	3	3	0								10	6	4								2	1	1							
09/13	Indy	10	6	4					1			9	6	3			2					3	2	1							
09/20	Tenn.	7	4	3			1					5	4	1								0	0	0							
10/04	at NO	2	2	0								9	3	6																	
10/11	K.C.	2	1	1								2	1	1																	
10/19	NYJ	10	7	3								4	1	3																	
10/25	at Mia	6	4	2		1/19	1					10	5	5			1					3	1	2							
11/01	at Indy	5	1	4			1					3	2	1								1	1	0							
11/08	Atl	6	5	1								7	4	3								3	1	2							
11/15	at Buf	8	3	5		1/0	2															9	4	5							
11/23	Mia	10	7	3																		1	1	0			1				
11/29	Buf	9	4	5																		1	0	1							
12/06	at Pitt.	5	2	3			2					3	2	1								0	0	0							
12/13	at St. L	7	6	1			1					4	1	3								3	1	2			1				
12/20	SF	6	5	1		1/0	1					10	5	5				1				4	3	1							
12/27	at NYJ	7	6	1								0	0	0								5	5	0							
1998	Totals	103	66	37	0	3/19	9	0	1	0		76	40	36	0	0	3	1	0	0		36	21	15	0	0	2	0	0	0	
01/03	at Jax	7	7	0																		2	2	0							

		Vernon Crawford										Chad Eaton										Steve Israel									
Date	Opp	TT	UT	A	S/Y	I/Y	PD	FF	FR	ST		TT	UT	A	S/Y	I/Y	PD	FF	FR	ST		TT	UT	A	S/Y	I/Y	PD	FF	FR	ST	
09/07	at Den.									1		1	0	1			1														
09/13	Indy	1	1	0						1		1	0	1																	
09/20	Tenn.	0	0	0						3		3	3	0																	
10/04	at NO	0	0	0								1	0	1																	
10/11	K.C.	0	0	0						1		3	2	1	1/2																
10/19	NYJ	0	0	0						2		3	2	1	1/5																
10/25	at Mia	0	0	0								3	2	1	1/4																
11/01	at Indy	0	0	0						1		0	0	0																	
11/08	Atl	1	0	1						2		6	5	1																	
11/15	at Buf	5	2	3																											
11/23	Mia	2	0	2								3	2	1												1/0	2				
11/29	Buf	1	0	1						1		11	8	3			1														
12/06	at Pitt.	0	0	0						1		7	6	1	3/11		1	1								1/1	2				
12/13	at St. L	0	0	0						1		9	6	3			1		1							1/12	3				
12/20	SF	0	0	0								6	4	2												1/10	1				
12/27	at NYJ	3	1	2								12	10	2																	
1998	Totals	13	4	9	0	0	0	0	0	14		69	50	19	6/22	0	4	1	1	0		41	31	10	2/12	3/13	12	0	0	0	
01/03	at Jax	0	0	0								2	2	0													2				



1998 GAME BY GAME DEFENSIVE STATISTICS (Cont.)

Tabulated from Coaching Grades (Listed Alphabetically)

		Ted Johnson										Tebucky Jones										TyLaw									
Date	Opp	TT	UT	A	S/Y	I/Y	PD	FF	FR	ST	TT	UT	A	S/Y	I/Y	PD	FF	FR	ST	TT	UT	A	S/Y	I/Y	PD	FF	FR	ST			
09/07	at Den.	11	6	5	-	-	1	-	-	-	0	0	0	-	-	-	-	-	-	2	4	4	0	-	-	2	-	-	-		
09/13	Indy	15	9	6	-	-	-	-	-	-	1	1	0	-	-	2	-	-	-	2	5	3	2	-	2/59	3	-	-	-		
09/20	Tenn.	14	9	5	-	-	-	-	-	-	0	0	0	-	-	-	-	-	-	-	7	6	1	-	1/18	2	-	-	-		
10/04	at NO	11	6	5	2/11	-	-	-	-	-	0	0	0	-	-	-	-	-	-	2	4	2	2	-	1/0	3	-	-	-		
10/11	K.C.	8	5	3	-	-	1	-	-	-	0	0	0	-	-	-	-	-	-	2	1	0	1	-	-	2	-	-	-		
10/19	NYJ	8	5	3	-	-	-	-	-	-	0	0	0	-	-	-	-	-	-	2	5	4	1	-	-	2	-	-	-		
10/25	at Mia	14	6	8	-	-	1	-	-	-	0	0	0	-	-	-	-	-	-	2	8	8	0	-	1/0	3	-	-	-		
11/01	at Indy	10	4	6	-	-	1	-	-	-	0	0	0	-	-	-	-	-	-	2	7	6	1	-	-	2	-	-	-		
11/08	Atl	12	7	5	-	-	-	-	-	-	0	0	0	-	-	-	-	-	-	1	4	4	0	-	2/16	6	-	-	-		
11/15	at Buf	17	10	7	-	-	1	-	-	-	0	0	0	-	-	1	-	-	-	3	4	2	2	-	-	-	-	-	-		
11/23	Mia	11	7	4	-	-	-	-	-	1	0	0	0	-	-	2	-	-	-	1	4	3	1	-	-	1	-	-	-		
11/29	Buf	11	5	6	-	-	1	-	-	-	1	1	0	-	-	-	-	-	-	2	3	3	0	-	-	1	-	-	-		
12/06	at Pitt.	0	0	0	-	-	-	-	-	-	2	0	2	-	-	-	-	-	-	4	9	7	2	-	1/10	4	-	-	-		
12/13	at St. L	placed on Injured Reserve 12/11/98										0	0	0	-	-	-	-	-	-	2	2	2	0	-	-	1	-	-	-	
12/20	SF											1	1	0	-	-	-	-	-	-	-	3	2	1	-	1/30	1	-	1	-	-
12/27	at NYJ											2	2	0	-	-	-	-	-	-	1	5	4	1	-	-	4	-	-	-	
1998	Totals	142	79	63	2/11	0	6	0	0	1	7	5	2	0	0	5	0	0	28		75	60	15	0	9/133	37	0	1	0		
01/03	at Jax											0	0	0	-	-	1	-	-	-	-	3	2	1	-	-	1	-	-	-	

		Steve Lofton										Willie McGinest										Lawyer Milloy									
Date	Opp	TT	UT	A	S/Y	I/Y	PD	FF	FR	ST	TT	UT	A	S/Y	I/Y	PD	FF	FR	ST	TT	UT	A	S/Y	I/Y	PD	FF	FR	ST			
09/07	at Den.	1	1	0	-	-	-	-	-	-	5	3	2	-	-	-	-	-	-	-	10	7	3	-	-	1	-	-	-		
09/13	Indy	1	0	1	-	-	-	-	-	3	5	5	0	1/9	-	-	1	-	-	-	8	4	4	-	-	-	-	-	-		
09/20	Tenn.	2	2	0	-	-	-	-	-	2	3	3	0	0.5/1	-	-	-	-	-	-	12	6	6	-	1/30	1	-	-	-		
10/04	at NO	0	0	0	-	-	1	-	-	2	1	1	0	1/4	-	-	-	-	-	-	12	8	4	-	-	-	-	-	-		
10/11	K.C.	1	1	0	-	-	2	-	-	1	3	1	2	-	-	1	-	-	-	-	7	4	3	-	1/0	4	1	-	-		
10/19	NYJ	0	0	0	-	-	-	-	-	1	2	2	0	1/9	-	-	-	-	-	-	12	9	3	1/8	-	-	-	-	-		
10/25	at Mia	released 10/22/98										inactive										4	4	0	-	-	-	-	-	-	
11/01	at Indy											inactive										12	8	4	-	2/24	3	-	-	-	
11/08	Atl											inactive										7	6	1	-	-	1	-	-	-	
11/15	at Buf											1	1	0	-	-	-	-	-	-	-	13	7	6	-	1/0	3	-	-	-	
11/23	Mia											inactive										9	4	5	-	-	2	-	-	-	
11/29	Buf											inactive										5	4	1	-	-	1	-	-	-	
12/06	at Pitt.											0	0	0	-	-	-	-	-	-	-	5	5	0	-	-	-	1	-	-	
12/13	at St. L											inactive										8	7	1	-	-	1	-	-	-	
12/20	SF											inactive										16	11	5	-	-	-	-	-	-	
12/27	at NYJ											4	3	1	-	-	-	-	-	-	-	11	6	5	-	1/0	3	-	-	-	
1998	Totals	5	4	1	0	0	3	0	0	9	24	19	5	3.5/23	0	1	1	0	0		151	100	51	1/8	6/54	21	1	1	0		
01/03	at Jax											3	3	0	-	-	-	-	-	-	-	8	8	0	-	-	-	-	-	-	

		Brandon Mitchell										Marty Moore										Leonta Rheams										
Date	Opp	TT	UT	A	S/Y	I/Y	PD	FF	FR	ST	TT	UT	A	S/Y	I/Y	PD	FF	FR	ST	TT	UT	A	S/Y	I/Y	PD	FF	FR	ST				
09/07	at Den.	3	3	0	1/9	-	-	-	-	-	inactive										signed from practice squad on 11/4/98											
09/13	Indy	3	3	0	-	-	-	-	-	-	inactive																					
09/20	Tenn.	1	0	1	-	-	-	-	-	-	0	0	0	-	-	-	-	-	-	1												
10/04	at NO	4	2	2	-	-	-	-	-	-	0	0	0	-	-	-	-	-	-	2												
10/11	K.C.	0	0	0	-	-	-	-	-	-	0	0	0	-	-	-	-	-	-	-												
10/19	NYJ	3	2	1	-	-	-	-	-	-	0	0	0	-	-	-	-	-	-	2												
10/25	at Mia	7	7	0	1/6	-	-	-	-	-	0	0	0	-	-	-	-	-	-	1												
11/01	at Indy	placed on injured reserve 10/30/98										0	0	0	-	-	-	-	-	-	-	1										
11/08	Atl											0	0	0	-	-	-	-	-	-	-	2										
11/15	at Buf											0	0	0	-	-	-	-	-	-	-	2										
11/23	Mia											0	0	0	-	-	-	-	-	-	1											
11/29	Buf											0	0	0	-	-	-	-	-	-	2											
12/06	at Pitt.											2	1	1	-	-	-	-	-	-	1											
12/13	at St. L											2	1	1	-	-	-	-	-	1	1											
12/20	SF											1	0	1	-	-	-	-	-	-	2											
12/27	at NYJ											11	6	5	-	-	-	-	-	-	-											
1998	Totals	21	17	4	2/15	0	0	0	0	0	16	8	8	0	0	0	0	0	1	19												
01/03	at Jax											4	4	0	-	-	1	-	-	-	-		2	2	0	0	0	0	0	0	0	1
																						inactive										



1998 GAME BY GAME DEFENSIVE STATISTICS (Cont.)

Tabulated from Coaching Grades (Listed Alphabetically)

Date	Opp	Bernard Russ									Chris Slade									Greg Spires								
		TT	UT	A	S/Y	I/Y	PD	FF	FR	ST	TT	UT	A	S/Y	I/Y	PD	FF	FR	ST	TT	UT	A	S/Y	I/Y	PD	FF	FR	ST
09/07	at Den.	-	-	-	-	-	-	-	-	-	6	3	3	-	-	-	-	-	-	1	1	0	-	-	-	-	-	-
09/13	Indy	-	-	-	-	-	-	-	-	-	6	3	3	1/6	-	-	-	-	-	0	0	0	-	-	-	-	-	-
09/20	Tenn.	-	-	-	-	-	-	-	-	-	5	2	3	-	-	1	-	-	-	0	0	0	-	-	-	-	-	-
10/04	at NO	-	-	-	-	-	-	-	-	-	7	4	3	1/6	-	1	-	-	-	1	0	1	-	-	-	-	-	-
10/11	K.C.	-	-	-	-	-	-	-	-	-	3	1	2	1/8	-	1	-	-	-	1	1	0	1/6	-	-	-	-	-
10/19	NYJ	-	-	-	-	-	-	-	-	-	4	3	1	-	-	-	-	-	-	-	-	-	-	-	-	-	-	-
10/25	at Mia	Placed on Injured Reserve (10/21/98)									11	6	5	-	-	-	-	-	-	2	2	0	-	-	-	-	-	-
11/01	at Indy	-	-	-	-	-	-	-	-	-	3	2	1	-	-	-	-	-	-	3	1	2	-	-	-	-	-	-
11/08	Atl	-	-	-	-	-	-	-	-	-	1	1	0	-	-	-	-	-	-	3	3	0	-	-	3	-	-	-
11/15	at Buf	-	-	-	-	-	-	-	-	-	-	-	-	-	-	-	-	-	-	2	2	0	-	-	-	-	-	-
11/23	Mia	-	-	-	-	-	-	-	-	-	8	5	3	-	-	1	-	-	-	0	0	0	-	-	-	-	-	-
11/29	Buf	-	-	-	-	-	-	-	-	-	2	0	2	-	-	-	-	-	-	3	2	0	-	-	-	-	-	-
12/06	at Pitt.	-	-	-	-	-	-	-	-	-	3	3	0	-	-	1	-	-	-	0	0	0	-	-	-	-	-	-
12/13	at St. L	-	-	-	-	-	-	-	-	-	3	1	2	-	-	-	-	-	-	0	0	0	-	-	-	-	-	-
12/20	SF	-	-	-	-	-	-	-	-	-	7	4	3	1/3	-	-	-	-	-	4	3	1	1/10	-	-	-	-	-
12/27	at NYJ	-	-	-	-	-	-	-	-	-	3	2	1	-	-	-	-	-	-	2	2	0	-	-	-	-	-	-
1998 Totals											72	40	32	4/23	0	5	0	0	0	22	17	5	3/26	0	3	0	0	0
01/03	at Jax	-	-	-	-	-	-	-	-	-	3	3	0	-	-	-	-	-	-	3	3	0	2/13	-	-	-	-	-

Date	Opp	Shawn Stuckey									Chris Sullivan									Henry Thomas								
		TT	UT	A	S/Y	I/Y	PD	FF	FR	ST	TT	UT	A	S/Y	I/Y	PD	FF	FR	ST	TT	UT	A	S/Y	I/Y	PD	FF	FR	ST
09/07	at Den.	-	-	-	-	-	-	-	-	-	0	0	0	-	-	-	-	-	-	3	3	0	-	-	-	-	-	-
09/13	Indy	-	-	-	-	-	-	-	-	-	1	1	0	-	-	-	-	1	-	6	4	2	-	-	-	-	-	-
09/20	Tenn.	-	-	-	-	-	-	-	-	-	1	0	1	-	-	1	-	-	1	4	2	2	1.5/7	-	-	-	-	-
10/04	at NO	-	-	-	-	-	-	-	-	-	4	3	1	1/3	-	-	-	-	-	4	4	0	-	1/24	1	-	-	-
10/11	K.C.	-	-	-	-	-	-	-	-	-	2	1	1	-	-	-	-	-	-	4	3	1	-	-	-	-	1	-
10/19	NYJ	-	-	-	-	-	-	-	-	-	2	1	1	1/1	-	1	-	-	-	5	3	2	-	-	-	-	-	-
10/25	at Mia	-	-	-	-	-	-	-	-	-	2	1	1	-	-	-	-	-	-	4	3	1	1/6	-	-	1	-	-
11/01	at Indy	-	-	-	-	-	-	-	-	-	1	1	0	-	-	-	-	-	-	2	1	1	-	-	-	-	-	-
11/08	Atl	signed 11/13/98									6	6	0	-	-	-	-	-	-	1	1	0	-	-	-	-	-	-
11/15	at Buf	0	0	0	-	-	-	-	1	1	7	6	1	-	-	1	-	-	-	10	6	4	-	-	-	-	-	-
11/23	Mia	0	0	0	-	-	-	-	1	-	1	1	0	-	-	-	-	-	-	5	3	2	-	-	-	-	-	-
11/29	Buf	0	0	0	-	-	-	-	2	-	6	5	1	-	-	2	-	-	-	6	3	3	-	-	1	-	-	-
12/06	at Pitt.	0	0	0	-	-	-	-	-	-	3	2	1	-	-	-	-	-	-	4	4	0	-	-	-	-	-	-
12/13	at St. L	0	0	0	-	-	-	-	1	-	4	1	3	-	-	-	-	-	-	10	9	1	3/30	-	-	1	-	-
12/20	SF	0	0	0	-	-	-	-	-	-	0	0	0	-	-	-	-	-	-	7	6	1	1/5	-	-	-	-	-
12/27	at NYJ	0	0	0	-	-	-	-	-	-	-	-	-	-	-	-	-	-	-	0	0	0	-	-	-	-	-	-
1998 Totals		0	0	0	0	0	0	0	1	5	40	29	11	2/4	0	5	0	0	2	75	55	20	6.5/48	1/24	2	2	1	0
01/03	at Jax	0	0	0	-	-	-	-	1	-	0	0	0	-	-	-	-	-	-	4	4	0	-	-	1	-	-	-

Date	Opp	Mark Wheeler									Larry Whigham								
		TT	UT	A	S/Y	I/Y	PD	FF	FR	ST	TT	UT	A	S/Y	I/Y	PD	FF	FR	ST
09/07	at Den.	3	1	2	-	-	-	-	-	-	0	0	0	-	-	-	-	-	1
09/13	Indy	2	1	1	-	-	-	-	-	-	3	1	2	-	-	-	-	-	3
09/20	Tenn.	3	1	2	-	-	-	-	-	-	5	5	0	-	-	-	-	-	3
10/04	at NO	3	2	1	-	-	1	-	-	-	1	1	0	-	-	-	-	-	2
10/11	K.C.	0	0	0	-	-	-	-	-	-	2	1	1	-	-	-	-	-	1
10/19	NYJ	0	0	0	-	-	-	-	-	-	0	0	0	-	-	-	-	-	1
10/25	at Mia	4	3	1	-	-	-	-	-	-	0	0	0	-	1/0	1	-	-	-
11/01	at Indy	1	0	1	-	-	-	-	-	-	1	1	0	-	-	-	-	-	-
11/08	Atl	8	8	0	-	-	-	-	-	-	0	0	0	-	-	-	-	-	2
11/15	at Buf	-	-	-	-	-	-	-	-	-	2	1	1	-	-	-	-	-	-
11/23	Mia	-	-	-	-	-	-	-	-	-	3	3	0	-	-	-	-	-	2
11/29	Buf	-	-	-	-	-	-	-	-	-	2	2	0	-	-	-	-	-	1
12/06	at Pitt.	-	-	-	-	-	-	-	-	-	1	0	1	-	-	1	-	-	2
12/13	at St. L	-	-	-	-	-	-	-	-	-	0	0	0	-	-	-	-	-	1
12/20	SF	-	-	-	-	-	-	-	-	-	1	0	1	-	-	-	-	-	1
12/27	at NYJ	2	2	0	-	-	-	-	-	-	0	0	0	-	-	-	-	-	2
1998 Totals		26	18	8	0	0	1	0	0	0	21	15	6	0	1/0	2	0	0	20
01/03	at Jax	1	1	0	-	-	-	-	-	-	0	0	0	-	-	-	-	-	-



1998 GAME BY GAME SPECIAL TEAM TOTALS

KICKING/PUNTING

1998 Kicking Totals

Adam Vinatieri

Date	Opponent	XP	XPA	%	FG	FGA	Bk	%	PTS
09/07	at Denver	3	3	100%	0	2	1	0%	3
09/13	Indianapolis	2	2	100%	3	4	0	75%	11
09/20	Tennessee	3	3	100%	2	2	0	100%	9
10/04	at New Orleans	3	3	100%	3	3	0	100%	12
10/11	Kansas City	4	4	100%	4	4	0	100%	16
10/19	NY Jets	2	2	100%	0	0	0	—	2
10/25	at Miami	0	0	—	3	4	0	75%	9
11/01	at Indianapolis	3	3	100%	0	0	0	—	3
11/08	Atlanta	1	1	100%	1	1	0	100%	4
11/15	at Buffalo	1	1	100%	1	3	0	33.3%	4
11/23	Miami	2	2	100%	4	4	0	100%	14
11/29	Buffalo	2	2	100%	1	2	0	50%	7
12/06	at Pittsburgh	2	2	100%	3	3	0	100%	11
12/13	at St. Louis	0	0	0%	4	4	0	100.0%	12
12/20	San Francisco	3	3	100%	1	2	0	50%	6
12/27	at NY Jets	1	1	0%	1	1	0	100.0%	4
1998 Season Totals		32	32	100%	31	39	1	79.5%	127
01/03	at Jacksonville	1	1	100%	1	1	0	100.0%	4

1998 Punting Totals

Tom Tupa

No.	Yds	Avg	TB	In 20	Lg	B
5	255	51.0	1	0	58	0
5	224	44.8	0	1	54	0
5	237	47.4	1	0	55	0
3	155	51.7	0	1	64	0
2	85	42.5	0	0	43	0
4	164	41.0	0	0	51	0
7	308	44.0	2	1	58	0
7	284	40.6	0	4	55	0
6	257	42.8	1	1	52	0
5	240	48.0	1	0	58	0
2	87	43.5	0	1	44	0
4	188	47.0	1	0	52	0
3	163	54.3	1	0	63	0
5	193	38.6	0	1	60	0
5	198	39.6	1	1	48	0
6	256	42.7	0	2	50	0
74	3294	44.5	9	13	64	0
8	378	47.3	0	1	58	0

RETURNS

Troy Brown

Punt Returns

Date	Opp.	No.	FC	Yds	Avg	LG	TD
09/07	at Den	2	2	8	4.0	10	0
09/13	Indy	1	3	38	38.0	38	0
09/20	Tenn	1	1	1	1.0	1	0
10/04	at NO	5	0	104	20.8	39	0
10/11	KC	3	0	31	10.3	15	0
10/19	NYJ	1	1	1	1.0	1	0
10/25	at Mia	-	-	-	-	-	-
11/01	at Indy	-	-	-	-	-	-
11/08	Atl	-	-	-	-	-	-
11/15	at Buf	-	-	-	-	-	-
11/23	Mia	-	-	-	-	-	-
11/29	Buf	-	-	-	-	-	-
12/06	at Pitt	-	-	-	-	-	-
12/13	at StL	-	-	-	-	-	-
12/20	SF	2	1	24	12.0	14	0
12/27	at NYJ	2	0	18	9.0	10	0
1998 Totals		17	8	225	13.2	39	0
01/03	at Jax	4	0	27	6.8	17	0

Chris Canty

Punt Returns

No	FC	Yds	Avg	LG	TD
-	-	-	-	-	-
-	-	-	-	-	-
-	-	-	-	-	-
-	-	-	-	-	-
-	-	-	-	-	-
-	-	-	-	-	-
3	1	65	21.7	36	0
3	2	21	7.0	11	0
3	0	11	3.7	9	0
1	0	3	3.0	3	0
1	1	7	7.0	7	0
1	2	30	30.0	30	0
2	0	7	3.5	7	0
2	1	26	13.0	14	0
16	7	170	10.6	36	0

Willie Clay

Punt Returns

No	FC	Yds	Avg	LG	TD
-	-	-	-	-	-
-	-	-	-	-	-
-	-	-	-	-	-
-	-	-	-	-	-
-	-	-	-	-	-
-	-	-	-	-	-
-	-	-	-	-	-
-	-	-	-	-	-
-	-	-	-	-	-
-	-	-	-	-	-
-	-	-	-	-	-
-	-	-	-	-	-
0	1	0	0.0	0	0
0	1	0	0.0	0	0
-	-	-	-	-	-
-	-	-	-	-	-
0	2	0	0.0	0	0

Derrick Collors

Kickoff Returns

Date	Opp.	No	Yds	Avg	LG	TD
09/07	at Den	5	170	34.0	68	0
09/13	Indy	2	74	23.0	47	0
09/20	Ten	2	68	34.0	41	0
10/04	at NO	1	15	15.0	15	0
10/11	KC	2	50	25.0	29	0
10/19	NYJ	2	41	20.5	32	0
10/25	at Mia	4	73	18.3	23	0
11/01	at Indy	3	58	19.3	26	0
11/08	Atl	5	103	20.6	27	0
11/15	at Buf	2	36	18.0	23	0
11/23	Mia	2	49	24.5	35	0
11/29	Buf	4	75	18.8	22	0
12/06	at Pitt	2	37	18.5	19	0
12/13	at StL	2	52	26.0	28	0
12/20	SF	2	44	22.0	22	0
12/27	at NYJ	5	140	28.0	47	0
1998 Totals		45	1085	24.1	68	0
01/03	at Jax	6	64	10.7	21	0

Chris Canty

Kickoff Returns

No	Yds	Avg	LG	TD
-	-	-	-	-
-	-	-	-	-
-	-	-	-	-
3	48	16.0	21	0
-	-	-	-	-
2	55	27.5	29	0
-	-	-	-	-
-	-	-	-	-
1	0	0.0	0	0
2	44	22.0	23	0
1	12	12.0	12	0
-	-	-	-	-
1	15	15.0	15	0
-	-	-	-	-
-	-	-	-	-
1	24	24.0	24	0
11	198	18.0	29	0

Chris Sullivan

Kickoff Returns

No	Yds	Avg	LG	TD
-	-	-	-	-
-	-	-	-	-
-	-	-	-	-
-	-	-	-	-
-	-	-	-	-
-	-	-	-	-
1	9	9.0	9	0
1	5	5.0	5	0
-	-	-	-	-
-	-	-	-	-
-	-	-	-	-
-	-	-	-	-
-	-	-	-	-
2	14	7.0	9	0

Sedrick Shaw

Kickoff Returns

No	Yds	Avg	LG	TD
-	-	-	-	-
-	-	-	-	-
1	16	16.0	16	0
-	-	-	-	-
-	-	-	-	-
-	-	-	-	-
-	-	-	-	-
-	-	-	-	-
-	-	-	-	-
-	-	-	-	-
-	-	-	-	-
-	-	-	-	-
-	-	-	-	-
-	-	-	-	-
-	-	-	-	-
1	16	16.0	16	0
1	14	14.0	14	0

Other Kickoff Returns: Chad Eaton 1 for 13 yards; Tedy Bruschi 1 for 4 yards; Larry Whigham 1 for 0 yards.



1998 HONORS AND AWARDS

BRUCE ARMSTRONG

- Pro Bowl Alternate.

DREW BLEDISOE

- Pro Bowl Alternate.
- AFC Offensive Player of the Week (Week 12).
- NFL Miller Lite Player of the Week (Week 12-13).
First player in the history of the award to win in consecutive weeks.

WILLIE CLAY

- AFC Pro Bowl Alternate.
- AFC Defensive Player of the Week (Week 16)

BEN COATES

- Second -Team Pro Bowl selection.
- Fifth consecutive year selected to Pro Bowl.
- Second-Team AP All-Pro.

CHAD EATON

- AFC Defensive Player of the Week (Week 14)

ROBERT EDWARDS

- Shaw's Supermarkets 12th Player Award.

TED JOHNSON

- AFC Pro Bowl Alternate.

TY LAW

- AFC Pro Bowl First Team.
- First Patriot cornerback selected to Pro Bowl since Ray Clayborn in 1986.
- NFL Alumni Defensive Back of the Year.
- AP First Team All-Pro.
- Pro Football Weekly / Pro Football Writers Association First Team.
- Sports Illustrated First Team All-Pro.

LAWYER MILLOY

- Second -Team Pro Bowl selection.
- First Patriot safety selected to the Pro Bowl since Fred Marion in 1985.
- Second-Team AP All-Pro.
- AFC Defensive Player of the Week (Week 9).

TOM TUPA

- AFC Pro Bowl Alternate.

LARRY WHIGHAM

- Pro Bowl Alternate.

ADAM VINATIERI

- AFC Pro Bowl Alternate.
- AFC Special Teams Player of the Week (Week 5 and 12).
- AFC Special Teams Player of the Month (October).

MILLER LITE PLAYERS OF THE GAME

Opponent	Result	Miller Lite Player	Statistical Info
at Denver	L, 21-27	Troy Brown	five catches, 97 yards, one touchdown
vs. Indianapolis	W, 29-6	Ty Law	two interceptions, one returned for touchdown
vs. Tennessee	W, 27-16	Terry Glenn	four catches, 102 yards, one touchdown
at New Orleans	W, 30-27	Vincent Brisby	two catches, 33 yards, one touchdown
vs. Kansas City	W, 40-10	Robert Edwards	23 carries, 104 yards, one td, 3 catches, 32 yards, one td
vs. NY Jets	L, 14-24	Robert Edwards	22 carries, 104 yards, one touchdown, 4 catches, 24 yards
at Miami	L, 9-12	Shawn Jefferson	four catches, 116 yards, 29.0 average
at Indianapolis	W, 21-16	Ben Coates	10 catches, 109 yards, one touchdown
vs. Atlanta	L, 10-41	Ty Law	two interceptions, four tackles
at Buffalo	L, 10-13	Ben Coates	four catches, 70 yards
vs. Miami	W, 26-23	Drew Bledsoe	423 yards passing, completed 28 of 54 pass attempts, two tds
vs. Buffalo	W, 25-21	Drew Bledsoe	246 yards passing, completed 28 of 43 pass attempts, three tds
at Pittsburgh	W, 23-9	Terry Glenn	nine catches, 193 yards, one touchdown
at St. Louis	L, 18-32	Robert Edwards	24 carries, 196 yards, 8.2 avg.
vs. San Francisco	W, 24-21	Scott Zolak	205 yards passing, completed 14 of 30 pass attempts, two tds
at NY Jets	L, 10-31	Ty Law	five tackles (four solo), four pass defended



THE PATRIOTS 1998 RECORD WHEN...

	Regular Season	Post- Season		Regular Season	Post- Season
Overall Record	9-7	0-1	Scoring First	7-0	--
Home	6-2	--	Leading at the Half	6-1	--
Away	3-5	0-1	Tied at the Half	1-0	--
			Trailing at the Half	2-6	0-1
By Month			Leading After 3 Qtrs	6-1	--
September	2-1	--	Tied after 3 Qtrs	1-1	--
October	2-2	--	Trailing after 3 Qtrs	2-5	0-1
November	3-2	--	In Overtime	0-1	--
December	2-2	--			
January	--	0-1			
vs. AFC	7-5	0-1	Outcomes of 7 pts or less	5-3	--
East	4-4	--	Outcomes of 3 pts or less	3-2	--
Central	2-0	0-1	Patriots Outgain Opposition	7-1	--
West	1-1	--	Patriots Out-Rush Opposition	5-1	--
vs. NFC	2-2	--	Patriots Out-Pass Opposition	7-1	0-1
East	0-0	--	+ Turnover Margin	5-3	--
Central	0-0	--	- Turnover Margin	3-2	0-1
West	2-2	--	Even Turnover Margin	1-2	--
Playing Conditions			With 100-yard Rusher	2-2	--
On Grass	6-4	0-1	With 300-yard Passer	4-0	--
On Artificial Turf	3-3	--	With 100-yard Receiver	6-1	--
Outdoors	7-6	0-1	Opponent 100-yard Rusher	3-3	0-1
Indoors	2-1	--	Opponent 300-yard Passer	1-0	--
Win Opening Coin Toss	3-2	0-1	Opponent 100-yard Receiver	3-1	--
Lose Opening Coin Toss	6-5	--			

1998 PATRIOTS' WEEKLY NFL RANKINGS

Week	NFL RANKINGS						AFC RANKINGS					
	OFFENSE			DEFENSE			OFFENSE			DEFENSE		
	Total	Rush	Pass	Total	Rush	Pass	Total	Rush	Pass	Total	Rush	Pass
1	9t	19	9t	21t	17	18	6t	11	5	11t	7	10
2	13	23	7t	15	14	16	7	13	4	10	7	10
3	12	25	9	14	14	18	5	13	4	9	6	10
4	13	25	5	15	14t	17	6	13	2	10	6t	10
5	12	23	5	13	8	18	5	12	2	9	3	10
6	6	12	5	4	3	13	3	7	1	3	2	7
7	5	14	5	6	4	20	3	7	1	5	2	13
8	10	20	5	9	4	22	5	11	1	6	2	13
9	8	23	4	10	2	26	4	14	1	7	2	14
10	10	26	4	15	3	26	5	14	1	8	2	14
11	12	28	5	18	7	26	6	15	2	9	3	14
12	9	29	4	18	3	25	5	15	1	10	2	14
13	13	29	4	20	5	28	7	15	1	9	3	15
14	10	30	5	16	4	28	5	15	2	9	3	15
15	12	27t	5	14	4	26	6	15	2	10	3	14
16	11	27	5	17	6	27	6	15	2	10	4	15
17	11	27	5	20	7	25	6	15	2	10	5	13



1998 PLAYER PARTICIPATION CHART

	GP/GS/DNP/INA	at Denver	Indianapolis	Tennessee	at New Orleans	Kansas City	NY Jets	at Miami	at Indianapolis	Atlanta	at Buffalo	Miami	Buffalo	at Pittsburgh	at St. Louis	San Francisco	at NY Jets	at Jacksonville
Andersen, Jason	0/0/7/9	x	x	x	x	x	dnp	x	dnp	x	dnp	x	dnp	dnp	dnp	x	x	
Armstrong, Bruce	16/16/0/0	LT	LT	LT	LT	LT	LT	LT	LT	LT	LT	LT	LT	LT	LT	LT	LT	LT
Bartrum, Mike	16/0/0/0	sub	sub	sub	sub	sub	sub	sub	sub	sub	sub	sub	sub	sub	sub	sub	sub	sub
Bledsoe, Drew	14/14/0/2	QB	QB	QB	QB	QB	QB	QB	QB	QB	QB	QB	QB	QB	QB	x	x	x
Brisby, Vincent	6/10/4	sub	sub	sub	sub	sub	x	x	x	x	WR	Placed on Injured Reserve	11/27/98					
Brown, Troy	10/0/0/6	sub	sub	sub	sub	sub	sub	x	x	x	x	x	x	sub	sub	sub	sub	sub
Bruschi, Teddy	16/7/0/0	sub	sub	sub	sub	sub	sub	sub	sub	sub	sub	sub	sub	sub	sub	sub	sub	sub
Canty, Chris	16/9/0/0	RCB	RCB	RCB	RCB	RCB	RCB	RCB	RCB	RCB	sub	sub	sub	sub	sub	sub	sub	sub
Carter, Chris	16/0/0/0	sub	sub	sub	sub	sub	sub	sub	sub	sub	sub	sub	sub	sub	sub	sub	sub	sub
Carter, Tony	11/7/0/5	sub	sub	FB	FB	FB	FB	x	x	x	x	FB	FB	sub	FB	x	sub	FB
Clay, Willie	16/16/0/0	FS	FS	FS	FS	FS	FS	FS	FS	FS	FS	FS	FS	FS	FS	FS	FS	FS
Coates, Ben	14/14/0/2	TE	x	TE	TE	TE	TE	TE	TE	TE	TE	TE	TE	TE	x	TE	TE	TE
Collins, Todd	12/10/0/4	WLB	WLB	WLB	WLB	WLB	WLB	WLB	WLB	WLB	x	x	x	sub	sub	sub	sub	sub
Collins, Ferric	14/13/0/2	LDE	LDE	LDE	x	x	LDE	LDE	LDE	LDE	LDE	LDE	LDE	LDE	LDE	LDE	LDE	LDE
Cottrell, Dana	2/0/0/0													signed 12/18/98		sub	sub	sub
Crawford, Vernon	16/1/0/0	sub	sub	sub	sub	sub	sub	sub	sub	sub	sub	sub	sub	sub	sub	sub	sub	sub
Cullors, Derrick	16/0/0/0	sub	sub	sub	sub	sub	sub	sub	sub	sub	sub	sub	sub	sub	sub	sub	sub	sub
Denson, Damon	11/4/2/3	x	sub	x	dnp	sub	x	dnp	sub	sub	sub	sub	sub	LG	LG	LG	sub	sub
Eaton, Chad	15/14/0/1	NT	NT	NT	NT	NT	NT	NT	NT	x	NT	NT	NT	NT	NT	NT	NT	NT
Edwards, Robert	16/15/0/0	sub	RB	RB	RB	RB	RB	RB	RB	RB	RB	RB	RB	RB	RB	RB	RB	RB
Ellard, Henry	5/0/0/0																	
Ellis, Ed	7/0/4/5	sub	sub	sub	x	x	x	dnp	sub	sub	sub	dnp	dnp	dnp	sub	x	x	x
Floyd, Chris	16/2/0/0	sub	sub	sub	sub	sub	sub	FB	sub	sub	sub	sub	sub	sub	sub	FB	sub	sub
Gaiter, Tony	0/0/1/0							dnp	released 10/28/98									
Glenn, Terry	10/9/0/4	WR	WR	WR	WR	WR	WR	x	x	x	x	sub	WR	WR	WR	Placed on IR	12/18/98	
Groce, Cliff	0/0/0/1													signed 12/16/98	x	released 12/23/98		
Irwin, Heath	13/3/0/3	sub	sub	sub	sub	sub	sub	sub	sub	sub	LG	LG	x	x	x	sub	sub	sub
Israel, Steve	11/7/0/5	x	x	x	x	x	sub	sub	sub	sub	RCB	RCB	RCB	RCB	RCB	RCB	RCB	RCB
Jefferson, Shawn	16/16/0/0	WR	WR	WR	WR	WR	WR	WR	WR	WR	WR	WR	WR	WR	WR	WR	WR	WR
Johnson, Ted	13/13/0/0	MLB	MLB	MLB	MLB	MLB	MLB	MLB	MLB	MLB	MLB	MLB	MLB	MLB	placed on IR	12/14		
Jones, Tebucky	16/0/0/0	sub	sub	sub	sub	sub	sub	sub	sub	sub	sub	sub	sub	sub	sub	sub	sub	sub
Ladd, Anthony	4/0/2/3													signed 10/20		sub	sub	sub
Lane, Max	16/11/0/0	LG	LG	LG	LG	LG	LG	LG	LG	LG	LG	RT	RT	sub	sub	sub	sub	sub
Law, Ty	16/16/0/0	LCB	LCB	LCB	LCB	LCB	LCB	LCB	LCB	LCB	LCB	LCB	LCB	LCB	LCB	LCB	LCB	LCB
Lofton, Steve	6/0/0/0	sub	sub	sub	sub	sub	sub	sub	sub	sub	sub	sub	sub	sub	sub	sub	sub	sub
McGinest, Willie	9/8/0/7	RDE	RDE	RDE	RDE	RDE	RDE	x	x	x	RDE	x	x	sub	x	x	RDE	RDE
Milloy, Lawyer	16/16/0/0	SS	SS	SS	SS	SS	SS	SS	SS	SS	SS	SS	SS	SS	SS	SS	SS	SS
Mitchell, Brandon	7/1/0/0	sub	sub	sub	sub	sub	sub	RDE			placed on injured reserve	10/29/98						
Moore, Marty	14/2/0/2	x	x	sub	sub	sub	sub	sub	sub	sub	sub	sub	sub	sub	sub	sub	sub	sub
Moss, Zefross	14/14/0/2	RT	RT	RT	RT	RT	RT	RT	RT	RT	RT	x	x	RT	RT	RT	RT	RT
Murphy, Jim	0/0/0/1													signed 12/25/98	x	released 12/30		
Philcox, Todd	0/0/0/0																x	
Purnell, Lovett	16/5/0/0	TE	TE	sub	sub	sub	sub	sub	sub	TE	sub	sub	sub	sub	TE	sub	sub	sub
Rheams, Leonta	6/0/2/0	sub	sub	sub	sub	sub	sub	sub	sub	sub	sub	dnp	dnp	dnp	sub	sub	sub	x
Rehberg, Scott	2/0/2/12	x	x	x	dnp	sub	x	x	x	x	dnp	x	sub	x	x	x	x	x
Rucci, Todd	16/16/0/0	RG	RG	RG	RG	RG	RG	RG	RG	RG	RG	RG	RG	RG	RG	RG	RG	RG
Russ, Bernard	1/0/0/5	sub	x	x	x	x	x	placed on injured reserve	10/20/98									
Rutledge, Rod	16/4/0/0	sub	TE	sub	sub	sub	sub	sub	sub	sub	TE	sub	sub	TE	sub	sub	TE	TE
Serwanga, Kato	0/0/0/4													signed 12/2/98	x	x	x	x
Shaw, Harold	11/0/0/5	x	sub	x	x	x	x	sub	sub	sub	sub	sub	sub	sub	sub	sub	sub	sub
Shaw, Sedrick	13/1/1/2	RB	sub	sub	sub	sub	dnp	sub	sub	sub	sub	sub	x	x	sub	sub	sub	sub
Simmons, Tony	11/6/0/5	x	x	x	x	x	sub	WR	WR	WR	sub	WR	sub	sub	sub	WR	WR	sub
Slade, Chris	15/15/0/1	SLB	SLB	SLB	SLB	SLB	SLB	SLB	SLB	SLB	x	SLB	SLB	SLB	SLB	SLB	SLB	SLB
Spires, Greg	15/10/1/1	sub	sub	sub	sub	sub	x	sub	sub	RDE	sub	sub	sub	sub	sub	sub	sub	sub
Stuckey, Shawn	6/0/0/1													signed on 11/13/98		x	sub	sub
Sullivan, Chris	15/10/0/1	sub	sub	sub	LDE	LDE	sub	sub	RDE	LDE	LDT	RDE	RDE	RDE	RDE	RDE	x	sub
Thomas, Henry	16/15/0/0	DT	DT	DT	DT	DT	DT	DT	sub	NT	DT	DT	DT	DT	DT	DT	DT	DT
Tupa, Tom	16/0/0/0	sub	sub	sub	sub	sub	sub	sub	sub	sub	sub	sub	sub	sub	sub	sub	sub	sub
Vinatieri, Adam	16/0/0/0	sub	sub	sub	sub	sub	sub	sub	sub	sub	sub	sub	sub	sub	sub	sub	sub	sub
Wheeler, Mark	10/2/0/6	sub	sub	sub	sub	sub	sub	sub	NT	DT	x	x	x	x	x	x	sub	sub
Whigham, Larry	16/0/0/0	sub	sub	sub	sub	sub	sub	sub	sub	sub	sub	sub	sub	sub	sub	sub	sub	sub
Wohlabaugh, Dave	16/16/0/0	C	C	C	C	C	C	C	C	C	C	C	C	C	C	C	C	C
Zolak, Scott	6/2/1/9	x	sub	x	x	sub	x	x	x	x	x	x	dnp	x	sub	QB	QB	QB
X - inactive																		
CAPS - starters		sub - played		dnp - did not play				DB - nickel back										



1998 OFFENSIVE/DEFENSIVE STARTERS

Date	Opponent	WR	LT	LG	C	RG	RT	TE	WR	QB	RB	FB
9/7	at Denver	Jefferson	Armstrong	Lane	Wohlabaug	Rucci	Moss	Coates	Glenn	Bledsoe	Shaw	Purnell (TE)
9/13	Indianapolis	Jefferson	Armstrong	Lane	Wohlabaug	Rucci	Moss	Purnell	Glenn	Bledsoe	Edwards	Rutledge (TE)
9/20	Tennessee	Jefferson	Armstrong	Lane	Wohlabaug	Rucci	Moss	Coates	Glenn	Bledsoe	Edwards	Carter
10/4	at New Orleans	Jefferson	Armstrong	Lane	Wohlabaug	Rucci	Moss	Coates	Glenn	Bledsoe	Edwards	Carter
10/11	Kansas City	Jefferson	Armstrong	Lane	Wohlabaug	Rucci	Moss	Coates	Glenn	Bledsoe	Edwards	Carter
10/19	New York Jets	Jefferson	Armstrong	Lane	Wohlabaug	Rucci	Moss	Coates	Glenn	Bledsoe	Edwards	Carter
10/25	at Miami	Jefferson	Armstrong	Lane	Wohlabaug	Rucci	Moss	Coates	Simmons	Bledsoe	Edwards	Floyd
11/1	at Indianapolis	Jefferson	Armstrong	Lane	Wohlabaug	Rucci	Moss	Coates	Simmons	Bledsoe	Edwards	Purnell (TE)
11/8	Atlanta	Jefferson	Armstrong	Lane	Wohlabaug	Rucci	Moss	Coates	Simmons	Bledsoe	Edwards	Purnell (TE)
11/15	at Buffalo	Jefferson	Armstrong	Lane	Wohlabaug	Rucci	Moss	Coates	Simmons	Bledsoe	Edwards	Rutledge (TE)
11/23	Miami	Jefferson	Armstrong	Irwin	Wohlabaug	Rucci	Lane	Coates	Simmons	Bledsoe	Edwards	Carter
11/29	Buffalo	Jefferson	Armstrong	Denson	Wohlabaug	Rucci	Lane	Coates	Glenn	Bledsoe	Edwards	Carter
12/6	at Pittsburgh	Jefferson	Armstrong	Denson	Wohlabaug	Rucci	Moss	Coates	Glenn	Bledsoe	Edwards	Rutledge (TE)
12/13	at St. Louis	Jefferson	Armstrong	Denson	Wohlabaug	Rucci	Moss	Purnell	Glenn	Bledsoe	Edwards	Carter
12/20	San Francisco	Jefferson	Armstrong	Denson	Wohlabaug	Rucci	Moss	Coates	Simmons	Zolak	Edwards	Floyd
12/27	at New York Jets	Jefferson	Armstrong	Irwin	Wohlabaug	Rucci	Moss	Coates	Simmons	Zolak	Edwards	Rutledge (TE)
1/3	at Jacksonville	Jefferson	Armstrong	Lane	Wohlabaug	Rucci	Moss	Coates	Rutledge (TE)	Zolak	Edwards	Carter
Date	Opponent	DE	NT	DT	Elephant	SLB	MLB	WLB	LCB	RCB	SS	FS
9/7	at Denver	Collins	Eaton	Thomas	McGinest	Slade	Johnson	Collins	Law	Canty	Milloy	Clay
9/13	Indianapolis	Collins	Eaton	Thomas	McGinest	Slade	Johnson	Collins	Law	Canty	Milloy	Clay
9/20	Tennessee	Collins	Eaton	Thomas	McGinest	Slade	Johnson	Collins	Law	Canty	Milloy	Clay
10/4	at New Orleans	Sullivan	Eaton	Thomas	McGinest	Slade	Johnson	Collins	Law	Canty	Milloy	Clay
10/11	Kansas City	Sullivan	Eaton	Thomas	McGinest	Slade	Johnson	Collins	Law	Canty	Milloy	Clay
10/19	New York Jets	Collins	Eaton	Thomas	McGinest	Slade	Johnson	Collins	Law	Canty	Milloy	Clay
10/25	at Miami	Collins	Eaton	Thomas	Mitchell	Slade	Johnson	Collins	Law	Canty	Milloy	Clay
11/1	at Indianapolis	Collins	Wheeler	Thomas	Sullivan	Slade	Johnson	Collins	Law	Canty	Milloy	Clay
11/8	Atlanta	Sullivan	Eaton	Wheeler	Spikes	Slade	Johnson	Collins	Law	Canty	Milloy	Clay
11/15	at Buffalo	Collins	Thomas	Sullivan	McGinest	Crawford	Johnson	Bruschi	Law	Israel	Milloy	Clay
11/23	Miami	Collins	Eaton	Thomas	Sullivan	Slade	Johnson	Bruschi	Law	Israel	Milloy	Clay
11/29	Buffalo	Collins	Eaton	Thomas	Sullivan	Slade	Johnson	Bruschi	Law	Israel	Milloy	Clay
12/6	at Pittsburgh	Collins	Eaton	Thomas	Sullivan	Slade	Johnson	Bruschi	Law	Israel	Milloy	Clay
12/13	at St. Louis	Collins	Eaton	Thomas	Sullivan	Slade	Moore	Bruschi	Law	Israel	Milloy	Clay
12/20	San Francisco	Collins	Eaton	Thomas	Sullivan	Slade	Collins	Bruschi	Law	Israel	Milloy	Clay
12/27	at New York Jets	Collins	Eaton	Thomas	McGinest	Slade	Moore	Bruschi	Law	Israel	Milloy	Clay
1/3	at Jacksonville	Collins	Eaton	Thomas	McGinest	Slade	Moore	Bruschi	Law	Israel	Milloy	Clay

**1998 ORGANIZATIONAL MOVEMENTS****1998**

- 1/16 Re-signed G Max Lane.
- 1/20 Signed free agents RB Rodney Byrd, WR Denis Montana and WR Shawn Turner.
- 1/26 Signed free agents WR Anthony Ladd and CB Mark Tate.
- 1/29 Named Ernie Zampese offensive coordinator.
- 1/30 Signed free agent LB Bernard Russ.
- 2/2 Signed free agent LB Dana Cottrell.
- 2/12 Re-signed unrestricted free agents T Bruce Armstrong and DE Willie McGinest.
- 2/13 Signed free agent WR Todd Doxzon.
- 2/18 Allocated LB Dana Cottrell (Barcelona), WR Todd Doxzon (Amsterdam), WR Anthony Ladd (Barcelona), WR Shawn Turner (England) and DT Devin Wyman (Barcelona) to NFL Europe.
- 2/24 Re-signed unrestricted free agent G Todd Rucci.
- 2/25 Signed unrestricted free agent FB Tony Carter (Chicago Bears).
- 3/5 Appointed Andre Tippett Assistant Director of Pro Scouting.
- 3/12 Signed free agents DT Artie Smith and T/G Curtis McGee. Allocated McGee to Frankfurt of NFL Europe.
- 3/18 Named Jack Reilly quarterbacks coach and DeWayne Walker defensive assistant. Reassigned Carl Smith to tight ends coach and Jeff Davidson to assistant offensive line coach.
- 3/19 Signed unrestricted free agent WR Brian Stablein (Indianapolis Colts).
- 3/25 Declined to match RB Curtis Martin's offer sheet and received first and third round draft choices as compensation.
- 4/1 Re-signed exclusive rights free agents DL Chad Eaton and RB Marrio Grier; free agent C Juan Porter.
- 4/3 Re-signed unrestricted free agent LB Marty Moore.
- 4/7 Re-signed unrestricted free agent TE/LS Mike Bartrum.
- 4/19 Traded CB Jimmy Hitchcock to the Minnesota Vikings for a 1999 third round draft pick.
- 4/19 Signed 11 non-drafted free agents; T Bob Beveridge, CB Terry Billups, SS Jeff Compas, G Matt Cox, TE Scott Dragos, RB Mike Geter, OLB Blake Irwin, FS Brian Lee, QB Jim Murphy, CB Kato Serwanga, T Brent Warren.
- 5/28 Signed restricted free agent C David Wohlabaugh and free agent punter Mark Gagliano.
- 5/29 Terminated the contract of RB David Meggett.
- 6/15 Signed second round draft choice Rod Rutledge.
- 6/18 Signed seventh round draft choice OL Jason Andersen.
- 6/30 Signed fourth round draft choice DT Leonta Rheams.
- 7/15 Signed third round draft choice FB Chris Floyd.
- 7/16 Signed third round draft choice DE Greg Spires.
- 7/17 Signed first round draft choice RB Robert Edwards.
- Signed sixth round draft choice RB Harold Shaw.
- 7/18 Signed first round draft choice CB Tebucky Jones and second round choice WR Tony Simmons.
- Signed exclusive rights players WR Tony Gaiter and TE Lovett Purnell.
- 7/19 Signed fifth round draft choice LB Ron Merckerson.
- Signed exclusive rights player kicker Adam Vinatieri.
- 7/24 Signed veteran free agent RB Robert Green.
- 8/4 Signed CB Jason Suttle, released T Bob Beveridge.
- 8/19 Released G Matt Cox, WR Todd Doxzon, TE Scott Dragos, RB Mike Geter, S Brian Lee and WR Denis Montana.
- 8/20 Re-signed LB Ted Johnson through the year 2003.
- 8/21 Claimed K Phil Dawson off waivers.
- 8/24 Released RB Robert Green. Waived RB Rodney Byrd, P Mark Gagliano, LB Blake Irwin, CB Jason Suttle, WR Shawn Turner and OL Brent Warren.
- 8/25 Waived CB Terry Billups, S Jeff Compas, LB Dana Cottrell, WR Tony Gaiter, WR Anthony Ladd, OL Curtis McGee, QB Jim Murphy, C Juan Porter and CB Mark Tate. Traded DT Artie Smith to Dallas for past considerations.
- Placed LB Ron Merckerson on injured reserve.
- 8/30 Traded DL Mike Jones to the St. Louis Rams for an undisclosed future draft choice and WR Dietrich Jells was traded to the Philadelphia Eagles for an undisclosed future draft choice.
- 8/30 Terminated the contract of WR Brian Stablein and released K Phil Dawson, FB Marrio Grier, DL Leonta Rheams and CB Kato Serwanga.

**1998 ORGANIZATIONAL MOVEMENTS (Cont.)**

- | | |
|--|---|
| <p>8/30 Placed DL Devin Wyman on injured reserve.</p> <p>8/31 Placed CB Terry Billups, K Phil Dawson, WR Anthony Ladd, DT Leonta Rheams, and CB Kato Serwanga on the practice squad.</p> <p>9/10 Signed LB Shawn Stuckey to the practice squad; released CB Terry Billups from the practice squad.</p> <p>10/15 Signed DL James Grier to the practice squad, released LB Shawn Stuckey from the practice squad.</p> <p>10/20 Activated WR Anthony Ladd from the practice squad. Placed LB Bernard Russ on injured reserve.</p> <p>10/21 Signed WR Sir Mawn Wilson to the practice squad.</p> <p>10/22 Signed WR Tony Gaiter and released CB Steve Lofton.</p> <p>10/28 Signed WR Henry Ellard and released WR Tony Gaiter.</p> <p>10/30 Placed DT Brandon Mitchell on injured reserve.</p> <p>11/4 Activated DT Leonta Rheams from the practice squad. Placed LB Shawn Stuckey on the practice squad.</p> <p>11/13 Waived WR Anthony Ladd. Activated LB Shawn Stuckey from the practice squad.</p> <p>11/17 Placed WR Anthony Ladd on the practice squad.</p> <p>11/21 Placed WR Vincent Brisby on injured reserve and activated WR Anthony Ladd from the practice squad.</p> <p>12/1 Released WR Henry Ellard and activated CB Kato Serwanga from the practice squad.</p> <p>12/9 Placed LB Dana Cottrell on the practice squad.</p> <p>12/11 Placed LB Ted Johnson on injured reserve.</p> <p>12/16 Signed free agent FB Cliff Groce.</p> <p>12/18 Placed WR Terry Glenn on injured reserve and activated LB Dana Cottrell from the practice squad.</p> <p>12/24 Released FB Cliff Groce.</p> <p>12/25 Activated QB Jim Murphy from the practice squad.</p> <p>12/30 Waived QB Jim Murphy and signed QB Todd Philcox.
Added OL Tarren Crawford and S Kadar Hamilton to the practice squad.</p> | <p>2/9 Cleveland Browns selected Patriots T Scott Rehberg in the 1999 allocation draft.</p> <p>2/11 Signed OL Tarren Crawford, S Corey Gilliard, S Kadar Hamilton, WR Chad Mackey, DT James Manley, QB Jim Murphy, T Matt Reem, OL Brent Warren, WR Sir Mawn Wilson.</p> <p>2/11 Terminated the contract of DE Ferric Collons.</p> <p>2/16 Re-signed DT Henry Thomas.</p> <p>2/18 Signed P Lee Johnson.</p> <p>2/22 Allocated OL Tarren Crawford, S Cory Gilliard, S Kadar Hamilton, QB Jim Murphy, T Matt Reem, LB Bernard Russ, OL Brent Warren, WR Sir Mawn Wilson to NFL Europe.</p> <p>3/12 Re-signed K Adam Vinatieri.</p> <p>3/31 Traded TE Lovett Purell to Baltimore for their 1999 sixth round choice (180th overall - DB Marcus Washington).</p> <p>4/14 Re-signed S Larry Whigham.</p> <p>4/17 Drafted C Damien Woody, LB Andy Katzenmoyer, RB Kevin Faulk and S Tony George.</p> <p>4/17 Traded 1999 first round pick (20 overall), third round pick (82 overall) and sixth round pick (191 overall) to Seattle for their 1999 first round pick (17 overall - Damien Woody).</p> <p>4/17 Traded 1999 second round pick (52 overall) and fourth round pick (117 overall) to Tennessee for their 1999 second round pick (46th overall - RB Kevin Faulk).</p> <p>4/17 Signed RB Lamont Warren.</p> <p>4/18 Drafted OL Derrick Fletcher, DB Marcus Washington, QB Michael Bishop, WR Sean Morey.</p> <p>4/20 Signed rookie free agents CB Jason Bray, DE Willie Cohens, G Daniel Collins, DT Garrett Johnson, WR Nafis Karim, TE John Lumpkin, T Kendall Mack, DE Tim Martin, DT Jonathan McCall, TE Devon Smith.</p> <p>4/22 Signed QB John Friesz.</p> <p>4/22 Traded RB Sedrick Shaw to the Cleveland Browns for past considerations.</p> <p>5/13 Signed FB Brian Aikins, RB Jamie Bowers, CB Corey Ivy, QB Scott Mutryn.</p> <p>6/7 Released CB Chris Canty.</p> <p>6/9 Hired Jason Licht to scouting staff.</p> <p>6/10 Signed seventh round draft choice WR Sean Morey.</p> <p>6/11 Signed DE Sterling Palmer.</p> |
|--|---|
- 1/27 **1999**
Named Ivan Fears wide receivers coach, Brad Seely, special teams coach and Dante Scarnecchia offensive line coach.



LAST TIME IT HAPPENED

OVERTIME VICTORY

Patriots 27, Jets 24 at Foxboro, Sept. 14, 1997

OVERTIME LOSS

Dolphins 12, Patriots 9 at Miami, Oct. 25, 1998

SHUTOUTS

Patriots: 31-0 over Arizona at Foxboro Sept. 15, 1996
Opponents: 0-6 New York Jets at Foxboro Nov. 28, 1993

TOUCHDOWNS SCORED BY OFFENSE, DEFENSE AND SPECIAL TEAMS

Patriots: at Buffalo on Nov. 9, 1997 (kick return, int. return, rush and pass TD)

OFFENSIVE TEAM TOTALS

400 TOTAL NET YARDS

Patriots: 455, vs. Miami on Nov. 23, 1998 (41 rush, 414 pass)
Opponents: 410, vs. San Francisco on Dec. 20, 1998 (151 rush, 259 pass)

500 TOTAL NET YARDS

Patriots: 506, vs. Seattle on Sept. 21, 1986 (120 rush, 386 pass)
Opponents: 525, at Miami on Sept. 4, 1994 (69 rush, 456 pass)

200 NET YARDS RUSHING

Patriots: 200, at St. Louis on Dec. 13, 1998
Opponents: 213, at Buffalo on Nov. 15, 1998

300 NET YARDS RUSHING

Patriots: 328, vs. N.Y. Jets on Sept. 18, 1983
Opponents: 304, at Philadelphia on Nov. 4, 1990

300 NET YARDS PASSING

Patriots: 304, at Pittsburgh on Dec. 6, 1998
Opponents: 329, vs. Buffalo on Nov. 29, 1998

400 NET YARDS PASSING

Patriots: 414, vs. Miami on Nov. 23, 1998
Opponents: 413, vs. Jacksonville on Sept. 22, 1996

NO SACKS ALLOWED

Patriots: vs. Kansas City on Oct. 11, 1998
Opponents: at New York Jets on Dec. 27, 1998

NO SACKS ALLOWED BY BOTH TEAMS

Both Teams: vs. Pittsburgh on Dec. 13, 1997

INDIVIDUAL PERFORMANCES

RUSHING

100 YARDS RUSHING

Patriots: 101, Robert Edwards vs. San Francisco on Dec. 20, 1998
Opponents: 102, Curtis Martin at New York Jets on Dec. 27, 1998

200 YARDS RUSHING

Patriots: 212, Tony Collins vs. NY Jets on Sept. 18, 1983
Opponents: 210, Greg Bell vs. Los Angeles on Dec. 24, 1989

2 RUSHING TOUCHDOWNS

Patriots: 3, Curtis Martin vs. Miami on Nov. 3, 1996
Opponents: 2, June Henley at St. Louis on Dec. 13, 1998

3 OR MORE RUSHING TOUCHDOWNS

Patriots: 3, Curtis Martin vs. Miami on Nov. 3, 1996
Opponents: 3, Karim Abdul-Jabbar on Nov. 23, 1997

***LAST TIME IT HAPPENED (Cont.)*****RECEIVING****10 OR MORE RECEPTIONS**

Patriots: 10, Ben Coates vs. Buffalo on Nov. 29, 1998
 Opponents: 11, Keenan McCardell at Jacksonville on Dec. 7, 1997

100 YARDS RECEIVING

Patriots: 193, Terry Glenn at Pittsburgh on Dec. 6, 1998
 Opponents: 115, Jerry Rice vs. San Francisco on Dec. 20, 1998

2 RECEIVING TOUCHDOWNS

Patriots: 2, Ben Coates vs. Kansas City, Oct. 11, 1998
 Opponents: 2, O.J. Santiago vs. Atlanta on Nov. 8, 1998

3 OR MORE RECEIVING TOUCHDOWNS

Patriots: 3, Ben Coates at Buffalo on Nov. 26, 1995
 Opponents:

PASSING**300-YARD PASSER**

Patriots: 327, Drew Bledsoe at Pittsburgh on Dec. 6, 1998
 Opponents: 339, Doug Flutie vs. Buffalo on Nov. 29, 1998

400-YARD PASSER

Patriots: 423, Drew Bledsoe vs. Miami on Nov. 23, 1998
 Opponents: 432, Mark Brunell vs. Jacksonville on Sept. 22, 1996

4 TOUCHDOWN PASSES

Patriots: 4, Drew Bledsoe at Indianapolis on Sept. 7, 1997
 Opponents: 4, Vinny Testaverde at New York Jets on Dec. 27, 1998

5 TOUCHDOWN PASSES

Patriots: 5, Steve Grogan vs. NY Jets on Sept. 9, 1979
 Opponents: 5, Dan Marino at Miami on Sept. 4, 1996

MULTIPLE MILESTONE PERFORMANCES**TWO 100-YARD RUSHERS**

Patriots: Tony Collins (103) and Mark van Eeghen (100) at Seattle on Dec. 19, 1982
 Opponents: Randall Cunningham (124) and Heath Sherman (113) vs. Philadelphia on Nov. 4, 1990

2 RECEIVERS TO HAVE 10 OR MORE RECEPTIONS

Patriots: Leroy Thompson (11), Michael Timpson (10), Ben Coates (10) vs. Minnesota on 11/13/94
 Opponents: none

TWO 100-YARD RECEIVERS

Patriots: Ben Coates (109) and Tony Simmons (109) at Indianapolis on Nov. 1, 1998
 Opponents: Michael Jackson (128) and Derrick Alexander (123) at Baltimore on Oct. 6, 1996

100-YARD RUSHER AND 100-YARD RECEIVER

Patriots: Curtis Martin (104) and Shawn Jefferson (108) at Minnesota on Nov. 2, 1997
 Opponents: Garrison Hearst (107) and Jerry Rice (115) vs. San Francisco on Dec. 20, 1998

100-YARD RUSHER, 100-YARD RECEIVER, 300-YARD PASSER

Patriots: Curtis Martin (104), Shawn Jefferson (108), Drew Bledsoe (313) at Minnesota 11/2/97
 Opponents: none

DEFENSE**INTERCEPTION RETURNED FOR A TOUCHDOWN**

Patriots: Henry Thomas (24 yards) at New Orleans on Oct. 4, 1998
 Opponents: John Mobley at Denver on Oct. 6, 1997

TWO INTERCEPTIONS RETURNED FOR TOUCHDOWNS

Patriots: Jimmy Hitchcock (100 yards) and Larry Whigham (60 yards) vs. Miami on 11/23/97



LAST TIME IT HAPPENED (Cont.)

FUMBLE RECOVERED IN THE END ZONE FOR A TOUCHDOWN

Patriots: Willie McGinest at San Diego on Dec. 1, 1996
Opponents: Mike Lodish vs. Buffalo on Sept. 11, 1994

FUMBLE RETURNED FOR A TOUCHDOWN

Patriots: Chris Slade at Buffalo on Nov. 26, 1995
Opponents: Chuck Smith (71 yards) vs. Atlanta on Nov. 8, 1998

AT LEAST THREE QUARTERBACK SACKS

Patriots: 3, Henry Thomas at St. Louis on Dec. 13, 1998
Opponents: 3, Chuck Smith vs. Atlanta on Nov. 8, 1998

AT LEAST TWO INTERCEPTIONS

Patriots: 2, Ty Law vs. Atlanta on Nov. 8, 1998
Opponents: 2, Sam Madison vs. Miami on Nov. 23, 1998

AT LEAST THREE INTERCEPTIONS

Patriots: 3, Roland James at Buffalo on Oct. 23, 1983
Opponents: 3, Terry McDaniel vs. LA Raiders on Oct. 9, 1994

SAFETY

Patriots: Team, Neil O'Donnell intentional grounding in end zone at NY Jets on Oct. 19, 1997
Opponents: NY Giants, Drew Bledsoe intentional grounding in end zone at Giants on Dec. 21, 1996

SPECIAL TEAMS

KICKOFF RETURNED FOR TOUCHDOWN

Patriots: Derrick Cullors (86 yards) at Buffalo on Nov. 9, 1997
Opponents: Reggie Barlow (92 yards) at Jacksonville on Dec. 7, 1997

PUNT RETURN FOR TOUCHDOWN

Patriots: David Meggett (60 yards) at NY Giants on Dec. 21, 1996
Opponents: Russell Copeland (47 yards) at Buffalo on Sept. 5, 1993

BLOCKED PUNT

Patriots: Larry Whigham at Baltimore on Oct. 6, 1996
Opponents: Corwin Brown vs. New York Jets on Sept. 14, 1997

BLOCKED PUNT RETURNED/RECOVERED FOR A TOUCHDOWN

Patriots: Tedy Bruschi (4 yards) at Baltimore on Oct. 6, 1996
Opponents: Mark Higgs (19 yards) at Miami on Oct. 18, 1990

BLOCKED FIELD GOAL ATTEMPT

Patriots: Ferric Collons vs. San Francisco on Dec. 20, 1998
Opponents: Trevor Pryce at Denver on Sept. 7, 1998

FAKE FIELD GOAL ATTEMPT

Patriots: at Buffalo, Sept. 8, 1996 (Tupa incomplete pass)
Opponents: at Cincinnati, Dec. 20, 1992 (Breech 12-yard pass to Pickens, no TD)

BLOCKED PAT

Patriots: Troy Barnett at Buffalo on Nov. 26, 1995 (Steve Christie)
Opponents: Clyde Simmons vs. Jacksonville on Sept. 22, 1996 (Adam Vinatieri)

PAT MISSED

Patriots: Adam Vinatieri vs. Buffalo on Oct. 27, 1996 (wide left)
Opponents: Doug Pelfrey at Cincinnati on Sept. 18, 1994 (wide right)

4 FIELD GOALS IN A GAME

Patriots: Adam Vinatieri (4 of 4) at St. Louis on Dec. 13, 1998
Opponents: Olindo Mare (4 of 4) at Miami on Oct. 25, 1998

5 FIELD GOALS IN A GAME

Patriots: Adam Vinatieri vs. Jacksonville on Sept. 22, 1996
Opponents: Morten Anderson at Atlanta on Oct. 1, 1995

**DENVER 27, NEW ENGLAND 21**

September 7, 1998 • Mile High Stadium

GAME NOTES

- The Patriots' Miller Lite Player of the Game was WR Troy Brown, who led the team with five receptions for 97 yards and a touchdown.
- The Patriots opened the season against the defending Super Bowl champions for the fourth time in franchise history (1-3).
- The Patriots limited Terrell Davis to just 75 yards on 22 carries. Davis rushed for over 100 yards in 9 of his next 10 games, including a season-high 208 yards vs. Seattle. The Patriots were one of just 4 opponents in '98 to hold Davis under 100 yards rushing.
- Bledsoe eclipsed the 100.0 QB rating for the 16th time of his career with a 112.6 rating, but suffered his first career loss when doing so.

FIELD GOALS (made() and missed)

A. Vinatieri 39 wr 37b

J. Elam (53) (42)

	1	2	3	4	OT	F
NE	0	7	7	7	--	21
Denver	10	7	3	7	--	27

TEAM SCORING PLAY

Broncos	J. Elam 53-yard field goal
Broncos	S. Sharpe 12-yard pass from Elway (J.Elam, kick)
Broncos	T. Davis 9 yd. run (J.Elam, kick)
NE	R. Edwards 1 yd. run (A.Vinatieri, kick)
NE	T. Brown 24-yd. pass from Bledsoe (Vinatieri kick)
Broncos	J. Elam 42 yd. Field Goal
Broncos	T. Davis 1 yd. run (J. Elam, kick)
NE	V. Brisby 10-yd. pass from Bledsoe (Vinatieri, kick)

TEAM STATS	Patriots	Broncos
First Downs.....	17	20
Third Down Eff.	7-15 (47%)	9-17 (53%)
Total Net Yards	339	339
Offensive Plays	59	65
Net Yards Rushing	81	91
Rushing Plays	24	30
Net Yard Passing	258	248
Sacked/Yds Lost	3-31	1-9
Pass Att.-Comp.-Int.....	32-20-0	34-22-0
Punts/Avg.	5/51.0	4/45.5
Penalties-Yds	7-49	5-30
Fumbles/Lost.....	2/0	0/0
Field Goals Made-Att	0-2	2-2
Time of Possession	26:47	33:13

Final Individual Statistics**NEW ENGLAND PATRIOTS**

RUSHING	ATT	YDS	AVG	LG	TD		
R. Edwards	13	50	3.8	15	1		
S. Shaw	7	25	3.6	12	0		
D. Bledsoe	3	3	1.0	2	0		
D. Cullors	1	3	3.0	3	0		
Total	24	81	3.4	15	1		
PASSING	ATT	CMP	YDS	S/YL	TD	LG	INT
D. Bledsoe	32	20	289	3/31	2	55	0
Total	32	20	289	3/31	2	55	0
RECEIVING	NO	YDS	AVG	LG	TD		
T. Brown	5	97	19.4	52	1		
T. Glenn	5	71	14.2	24	0		
T. Carter	4	25	6.3	11	0		
S. Jefferson	2	64	32.0	55	0		
V. Brisby	1	10	10.0	10	1		
B. Coates	1	9	9.0	9	0		
D. Cullors	1	9	9.0	9	0		
L. Purnell	1	4	4.0	4	0		
Total	20	289	14.5	55	2		
INTERCEPTIONS	NO	YDS	AVG	LG	TD		
Total	0	0	0	0	0		
PUNTING	NO	YDS	AVG	TB	IN20	LG	
Tupa	5	255	51.0	1	0	58	
Total	5	255	51.0	1	0	58	

DENVER BRONCOS

DENVER BRONCOS							
RUSHING	ATT	YDS	AVG	LG	TD		
T. Davis	22	75	3.4	9	2		
J. Elway	5	12	2.4	13	0		
H. Griffith	2	2	1.0	2	0		
D. Loville	1	2	2.0	2	0		
Total	30	91	3.0	13	2		
PASSING	ATT	CMP	YDS	S/YL	TD	LG	INT
J. Elway	34	22	257	1/9	1	44	0
Total	34	22	257	1/9	1	44	0
RECEIVING	NO	YDS	AVG	LG	TD		
E. McCaffrey	7	97	13.9	44	0		
R. Smith	6	57	9.5	18	0		
S. Sharpe	5	51	10.2	20	1		
J. Armour	1	23	23.0	23	0		
H. Griffith	1	15	15.0	15	0		
B. Chamberlain	1	7	7.0	7	0		
T. Davis	1	7	7.0	7	0		
Total	22	257	11.7	44	1		
INTERCEPTIONS	NO	YDS	AVG	LG	TD		
Total	0	0	0	0	0		
PUNTING	NO	YDS	AVG	TB	IN20	LG	
T. Rouen	4	182	45.5	0	3	53	
Total	4	182	45.5	0	3	53	



NEW ENGLAND 29 INDIANAPOLIS 6

September 14, 1998 • Foxboro Stadium

GAME NOTES

- Ty Law intercepted his first two passes of the season to earn Miller Lite Player of the Game honors.
- Ben Coates missed the first game of his eight-year NFL career due to a sprained right ankle.
- The Patriots extended their series win streak to five games and have won 15 of their last 16 division games.
- CB Chris Canty recorded his first career interception ... one of three interceptions on the day.
- Rookie RB Robert Edwards made his NFL starting debut and rushed for a touchdown in his second straight game.
- RB Sedrick Shaw relieved Edwards and bolted for a 51-yard run.
- The Patriots won their fourth consecutive home opener.

FIELD GOALS (made/_) and missed)

A. Vinatieri (19) (23) (52) 42WR

	1	2	3	4	OT	F	TEAM STATS	Colts	Patriots
Indy	0	0	0	6	--	6	First Downs	20	15
NE	10	6	6	7	--	29	Third Down Eff.	3-13 (23%)	7-17 (41%)
							Total Net Yards	309	321
							Offensive Plays	67	62
							Net Yards Rushing	136	103
							Rushing Plays	32	33
							Net Yard Passing	173	218
							Sacked/Yds Lost	2-15	0-0
							Pass Att.-Comp.-Int.	33-21-3	29-15-0
							Punts/Avg.	6/42.0	5/44.8
							Puntalties-Yds	5-32	4-30
							Fumbles/Lost	1/1	2/0
							Field Goals Made-Att	0-0	3-4
							Time of Possession	32:05	27:55

Final Individual Statistics

	INDIANAPOLIS COLTS				
RUSHING	ATT	YDS	AVG	LG	TD
M. Faulk	29	127	4.4	13	0
K. Elias	3	9	3.0	8	0

	32	136	4.3	13	0
PASSING	ATT	CMP	YDS	S/YL	TD
P. Manning	33	21	188	2/15	1
Total	33	21	188	2/15	1

	NO	YDS	AVG	LG	TD
RECEIVING					
M. Faulk	7	60	8.6	22	0
M. Pollard	6	53	8.8	15	0
K. Dilger	4	38	9.5	19	0
M. Harrison	2	26	13.0	14	0
J. Pathon	1	8	8.0	8	0
T. Small	1	3	3.0	3	1

	21	188	8.9	22	1
INTERCEPTIONS	NO	YDS	AVG	LG	TD

	0	0	0	0	0
PUNTING	NO	YDS	AVG	TB	IN20
C. Gardocki	6	252	42.0	2	3
Total	6	252	42.0	2	3

	NEW ENGLAND PATRIOTS				
RUSHING	ATT	YDS	AVG	LG	TD
S. Shaw	5	55	11.0	51	0
R. Edwards	18	36	2.0	8	1
T. Glenn	1	7	7.0	7	0
D. Cullors	2	6	3.0	6	0
D. Bledsoe	3	2	0.7	2	0
S. Zolak	3	-3	-1.0	-1	0
T. Carter	1	0	0.0	0	0
Total	33	103	3.1	51	1

	29	15	218	0/0	1
PASSING	ATT	CMP	YDS	S/YL	TD
D. Bledsoe	29	15	218	0/0	1
Total	29	15	218	0/0	1

	NO	YDS	AVG	LG	TD
RECEIVING					
R. Edwards	3	71	23.4	39	0
T. Brown	3	50	16.7	26	0
T. Glenn	3	25	8.3	12	1
T. Carter	2	6	3.0	7	0
D. Cullors	2	6	3.0	5	0
S. Jefferson	1	38	38.0	38	0
L. Purnell	1	22	22.0	22	0

	15	218	14.3	39	1
INTERCEPTIONS	NO	YDS	AVG	LG	TD

	3	71	23.7	59	1
PUNTING	NO	YDS	AVG	TB	IN20
T. Tupa	5	224	44.8	0	1
Total	5	224	44.8	0	1

NEW ENGLAND 27, TENNESSEE 16

September 20, 1998 • Foxboro Stadium

GAME NOTES

- WR Terry Glenn was named Miller Lite Player of the Game after catching four passes for 102 yards, his first of four 100-yard games of the year.
- RB Robert Edwards rushed for 92 yards on just 12 carries (7.7 avg.) and scored his third touchdown in as many games. He became the first player in franchise history to rush for touchdowns in each of his first three games to open the season.
- SS Lawyer Milloy intercepted Steve McNair and returned it 30 yards to score his first career touchdown.
- CB Ty Law stopped an Oiler scoring threat when he intercepted a pass in the end zone ... his third pick of the season.

FIELD GOALS (made() and missed)

A. DelGrec0 (34) (26) (45)

A. Vinatieri (43) (41)

	1	2	3	4	OT	F
Tenn	3	3	7	3	--	16
NE	3	3	7	14	--	27
TEAM	SCORING PLAY					
Oilers	A. DelGrec0 34-yard field goal					
NE	A. Vinatieri 43 yard field goal					
Oilers	A. DelGrec0 26 yard field goal					
NE	A. Vinatieri 41 yard field goal					
Oilers	E. George 22 yard pass from McNair (DelGrec0 kick)					
NE	R. Edwards 7 yard run (Vinatieri, kick)					
Oilers	A. DelGrec0 45 Yard Field Goal					
NE	T. Glenn 51 yard pass from Bledsoe (Vinatieri kick)					
NE	L. Milloy 30 yard interception return (Vinatieri, kick)					

TEAM STATS	Oilers	Patriots
First Downs.....	18	13
Third Down Eff.	8-16 (50%)	6-12 (50%)
Total Net Yards	306	322
Offensive Plays	66	52
Net Yards Rushing	110	94
Rushing Plays	27	18
Net Yard Passing	196	228
Sacked/Yds Lost	1-6	4-22
Pass Att.-Comp.-Int.....	38-28-2	30-18-0
Punts/Avg.	4/44.0	5/47.4
Puntalties-Yds	6-35	5-39
Fumbles/Lost	0/0	0/0
Field Goals Made-Att	3-3	2-2
Time of Possession	36:30	23:30

Final Individual Statistics

TENNESSEE OILERS							
RUSHING	ATT	YDS	AVG	LG	TD		
E. George	23	100	4.3	24	0		
S. McNair	3	6	2.0	4	0		
R. Thomas	1	4	4.0	4	0		
Total	27	110	4.1	24	0		
PASSING	ATT	CMP	YDS	S/YL	TD	LG	IN
S. McNair	38	28	202	1/6	1	27	2
Total	38	28	202	1/6	1	27	2
RECEIVING	NO	YDS	AVG	LG	TD		
F. Wycheck	8	40	5.0	16	0		
J. Harris	6	35	5.8	14	0		
E. George	4	60	15.0	27	1		
W. Davis	3	25	8.3	10	0		
Y. Thigpen	3	21	7.0	9	0		
R. Thomas	2	9	4.5	9	0		
D. Mason	1	8	8.0	8	0		
M. Roan	1	4	4.0	4	0		
Total	28	202	7.2	27	1		
INTERCEPTIONS	NO	YDS	AVG	LG	TD		
Total	0	0	0.0	0	0		
PUNTING	NO	YDS	AVG	TB	IN20	LG	
C. Hentrich	4	176	44.0	1	1	45	
Total	4	176	44.0	1	1	45	

NEW ENGLAND PATRIOTS							
RUSHING	ATT	YDS	AVG	LG	TD		
R. Edwards	12	92	7.7	53	1		
D. Bledsoe	3	1	0.3	3	0		
S. Shaw	3	1	0.3	1	0		
Total	18	94	5.2	53	1		
PASSING	ATT	CMP	YDS	S/YL	TD	LG	IN
Bledsoe	30	18	250	4/22	1	51	0
Total	30	18	250	4/22	1	51	0
RECEIVING	NO	YDS	AVG	LG	TD		
T. Glenn	4	102	25.5	51	1		
D. Cullors	4	31	7.8	11	0		
T. Brown	3	29	9.7	16	0		
V. Brisby	2	37	18.5	21	0		
S. Jefferson	2	32	16.0	20	0		
B. Coates	2	15	7.5	9	0		
T. Carter	1	4	4.0	4	0		
Total	18	250	13.9	51	1		
INTERCEPTIONS	NO	YDS	AVG	LG	TD		
L. Milloy	1	30	30.0	30	1		
T. Law	1	18	18.0	18	0		
Total	2	48	24.0	30	1		
PUNTING	NO	YDS	AVG	TB	IN20	LG	
T. Tupa	5	237	47.4	1	0	55	
Total	5	237	47.4	1	0	55	

Game Weather: Clear. Temp.: 84 deg. Humidity: 38 Wind: NE 6 mph
Attendance: 75,852 Time: 3:00

NEW ENGLAND 30, NEW ORLEANS 27

October 4, 1998 • Louisiana Superdome

GAME NOTES

- The Patriots recorded a season-high 7 QB sacks, the highest single-game total since 1997 vs. the Jets (9/14).
- DT Henry Thomas intercepted a Danny Wuerffel pass and returned it 24 yards for a touchdown. It was his third career touchdown, first as a Patriot. The Patriots are now 3-0 when the Patriots defense scores a touchdown.
- Ty Law intercepted his fourth pass of the season, setting a new career high and extending his consecutive game interception streak to three games.
- Troy Brown returned a punt 39 yards, a career long.
- Ben Coates caught seven passes for 78 yards. It was his highest reception total in two years.

FIELD GOALS (made() and missed)

A. Vinatieri (34) (49) (27)

D. Brien (21) (37)

	1	2	3	4	OT	F
NE	3	14	10	3	--	30
NO	0	14	3	10	--	27

TEAM	SCORING PLAY
NE	A. Vinatieri 34-yard field goal
Saints	K. Mitchell 63-yard fumble return (Brien, kick)
NE	V. Brisby 6-yard pass from Bledsoe (Vinatieri, kick)
NE	R. Edwards 8-yard run (Vinatieri, kick)
Saints	C. Cleeland 1-yard pass from Wuerffel (Brien, kick)
NE	H. Thomas 24-yard interception return (Vinatieri, kick)
Saints	D. Brien 21-yard field goal
NE	A. Vinatieri 49-yard field goal
Saints	L. Smith 7-yard pass from Wuerffel (Brien, kick)
Saints	D. Brien 37 yd. Field Goal
NE	A. Vinatieri 27 yd. Field Goal

TEAM STATS	Patriots	Saints
First Downs.....	20	19
Third Down Eff.	4-12 (33%)	9-18 (50%)
Total Net Yards	388	276
Offensive Plays	63	72
Net Yards Rushing	97	39
Rushing Plays.....	25	18
Net Yard Passing	291	237
Sacked/Yds Lost	3-26	7-41
Pass Att.-Comp.-Int.	35-21-3	47-25-2
Punts/Avg.	3/51.7	6/38.5
Puntalies-Yds	3-20	6-41
Fumbles/Lost.....	1/1	0/0
Field Goals Made-Att	3-3	2-2
Time of Possession	29:15	30:45

Final Individual Statistics

NEW ENGLAND PATRIOTS						
RUSHING	ATT	YDS	AVG	LG	TD	
R. Edwards	22	97	4.4	14	1	
T. Carter	1	3	3.0	3	0	
D. Bledsoe	1	-1	-1.0	-1	0	
D. Cullors	1	-2	-2.0	-2	0	
Total	25	97	3.9	14	1	
PASSING	ATT	CMP	YDS	S/YL	TD	LG
D. Bledsoe	35	21	317	3/26	1	43
Total	35	21	317	3/26	1	43
RECEIVING	NO	YDS	AVG	LG	TD	
B. Coates	7	78	11.1	18	0	
T. Glenn	4	105	26.3	43	0	
T. Brown	3	32	10.7	16	0	
D. Cullors	2	56	28.0	43	0	
V. Brisby	2	33	16.5	27	1	
T. Carter	2	9	4.5	5	0	
R. Edwards	1	4	4.0	4	0	
Total	21	317	15.1	43	1	
INTERCEPTIONS	NO	YDS	AVG	LG	TD	
H. Thomas	1	24	24.0	24	1	
T. Law	1	0	0	0	0	
Total	2	24	12.0	24	1	
PUNTING	NO	YDS	AVG	TB	IN20	LG
T. Tupa	3	155	51.7	0	1	64
Total	3	155	51.7	0	1	64

NEW ORLEANS SAINTS						
RUSHING	ATT	YDS	AVG	LG	TD	
L. Smith	13	22	1.7	11	0	
D. Wuerffel	3	13	4.3	9	0	
R. Zellars	2	4	2.0	3	0	
Total	18	39	2.2	11	0	
PASSING	ATT	CMP	YDS	S/YL	TD	LG
D. Wuerffel	47	25	278	7/41	2	32
Total	47	25	278	7/41	2	32
RECEIVING	NO	YDS	AVG	LG	TD	
C. Cleeland	8	64	8.0	15	1	
A. Hastings	6	73	12.2	23	0	
L. Smith	4	44	11.0	21	1	
B. Bech	2	52	26.0	32	0	
A. Craver	2	6	3.0	4	0	
T. Davis	1	19	19.0	19	0	
S. Dawkins	1	11	11.0	11	0	
K. Poole	1	9	9.0	9	0	
Total	25	278	11.1	32	2	
INTERCEPTIONS	NO	YDS	AVG	LG	TD	
T. Drakeford	1	20	20.0	20	0	
A. Molden	1	11	11.1	11	0	
L. Glover	1	0	0	0	0	
Total	3	31	10.3	20	0	
PUNTING	NO	YDS	AVG	TB	IN20	LG
M. Royals	5	196	39.2	0	0	51
D. Brien	1	35	35.0	0	0	35
Total	6	231	38.5	0	0	51

Game Weather: Indoors.

Attendance: 56,172 Time: 2:50



NEW ENGLAND 40, KANSAS CITY 10

October 11, 1998 • Foxboro Stadium

GAME NOTES

- The Patriots dominated the Chiefs, setting a franchise record with 31 first downs, maintained possession for 41:48, the third highest total in the last 20 years. They also totaled 206 yards rushing, the most in 5 years.
- The Patriots allowed just 14 yards rushing, the second-lowest total in franchise history.
- Robert Edwards eclipsed the 100-yard rushing plateau with 104 yards on 23 carries to earn Miller Lite Player of the Game honors. He rushed for a touchdown and caught a pass for another to extend his consecutive game touchdown streak to 5 games.
- Adam Vinatieri scored 16 points (4 FGs, 4 PATs), tying a career high.

FIELD GOALS (made() and missed)

P. Stoyanovich (33)

A. Vinatieri (32) (38) (27) (20)

	1	2	3	4	OT	F
KC	0	0	7	3	---	10
NE	7	20	10	3	---	40

TEAM SCORING PLAY

NE	R. Edwards 1-yard run (Vinatieri kick)
NE	A. Vinatieri 32-yard field goal
NE	R. Edwards 15-yard pass Bledsoe (Vinatieri kick)
NE	B. Coates 2-yard pass from Bledsoe (Vinatieri kick)
NE	A. Vinatieri 38-yard field goal
NE	B. Coates 11-yard pass from Bledsoe (Vinatieri kick)
NE	A. Vinatieri 27-yard field goal
Chiefs	D. Alexander 8-yard pass from E. Grbac (Stoyanovich kick)
Chiefs	P. Stoyanovich 33-yard field goal
NE	A. Vinatieri 20-yard field goal

TEAM STATS	Chiefs	Patriots
First Downs	9	31
Third Down Eff.	1-10 (10%)	7-16 (44%)
Total Net Yards	134	438
Offensive Plays	44	82
Net Yards Rushing	14	206
Rushing Plays	11	54
Net Yard Passing	120	232
Sacked/Yds Lost	4-24	0-0
Pass Att.-Comp.-Int.	29-14-1	28-18-0
Punts/Avg.	6/45.8	2/42.5
Penalties-Yds	8-49	8-75
Fumbles/Lost	3/1	1/1
Field Goals Made-Att	1-1	4-4
Time of Possession	18:12	41:48

Final Individual Statistics

KANSAS CITY CHIEFS

RUSHING	ATT	YDS	AVG	LG	TD
K. Anders	4	8	2.0	4	0
D. Bennett	6	6	1.0	2	0
T. Richardson	1	0	0.0	0	0

Total	11	14	1.3	4	0
--------------	-----------	-----------	------------	----------	----------

PASSING	ATT	CMP	YDS	S/YL	TD	LG	IN
Grbac	29	14	144	4/24	1	25	1

Total	29	14	144	4/24	1	25	
--------------	-----------	-----------	------------	-------------	----------	-----------	--

RECEIVING	NO	YDS	AVG	LG	TD
R. Shehee	4	34	8.5	14	0
D. Alexander	3	43	14.3	25	1
K. Anders	3	25	8.3	12	0
T. Gonzalez	2	25	12.5	16	0
D. Bennett	1	12	12.0	12	0
A. Rison	1	5	5.0	5	0

Total	14	144	10.3	25	1
--------------	-----------	------------	-------------	-----------	----------

INTERCEPTIONS	NO	YDS	AVG	LG	TD
---------------	----	-----	-----	----	----

Total	0	0	0.0	0	0
--------------	----------	----------	------------	----------	----------

PUNTING	NO	YDS	AVG	TB	IN20	LG
L. Aguiar	6	275	45.8	2	0	58
Total	6	275	45.8	2	0	58

NEW ENGLAND PATRIOTS

RUSHING	ATT	YDS	AVG	LG	TD
R. Edwards	23	104	4.5	33	1
S. Shaw	19	68	3.6	18	0
D. Cullors	3	29	9.7	15	0
D. Bledsoe	3	8	2.7	5	0
C. Floyd	3	7	2.3	4	0
T. Tupa	2	-2	-1.0	-1	0
T. Glenn	1	-8	-8.0	-8	0

Total	54	206	3.8	33	1
--------------	-----------	------------	------------	-----------	----------

PASSING	ATT	CMP	YDS	S/YL	TD	LG	INE.
D. Bledsoe	26	17	226	0/0	3	39	0
S. Zolak	2	1	6	0/0	0	6	0

Total	28	18	232	0/0	3	39	0
--------------	-----------	-----------	------------	------------	----------	-----------	----------

RECEIVING	NO	YDS	AVG	LG	TD
T. Glenn	7	78	11.1	23	0
T. Brown	3	55	18.3	39	0
R. Edwards	3	32	10.7	15	1
B. Coates	2	13	6.5	11	2
S. Jefferson	1	31	31.0	31	0
T. Carter	1	14	14.0	14	0
V. Brisby	1	9	9.0	9	0

Total	18	232	12.9	39	3
--------------	-----------	------------	-------------	-----------	----------

INTERCEPTIONS	NO	YDS	AVG	LG	TD
---------------	----	-----	-----	----	----

Total	1	0	0	0	0
--------------	----------	----------	----------	----------	----------

PUNTING	NO	YDS	AVG	TB	IN20	LG
T. Tupa	2	85	42.5	0	0	43
Total	2	85	42.5	0	0	43

Game Weather: Lite rain drizzle. Temp.: 61 deg. Humidity: 93. Wind: N 20 mph
 Attendance: 59,749 (Tickets Distributed: 60,292; Unused 543) Time: 3:06



NEW YORK JETS 24, NEW ENGLAND 14

October 19, 1998 • Foxboro Stadium

GAME NOTES

- Robert Edwards set an NFL record by scoring a touchdown in each of his first six NFL games and earned back-to-back Miller Lite Player of the Game honors after rushing for 104 yards for the second week in a row.
- The loss to the Jets was just the second division loss in the last 17 games.
- Chad Eaton blocked a John Hall field goal attempt, the first of his career. The last time the Patriots blocked a field goal was in 1997 when Mike Jones blocked an attempt by Hall at the end of regulation.
- The Patriots recorded four sacks in the game. It was the third consecutive week that they have posted four or more sacks.

FIELD GOALS (made/) and missed)

J. Hall 38B (23)

	1	2	3	4	OT	F	TEAM STATS	Jets	Patriots
NYJ	7	3	0	14	—	24	First Downs	25	19
NE	7	7	0	0	—	14	Third Down Eff.	8-13 (62%)	5-12 (42%)
							Total Net Yards	392	291
							Offensive Plays	69	58
TEAM	SCORING PLAY						Net Yards Rushing	121	110
Jets	K. Brady 1-yard pass from Testaverde (Hall kick)						Rushing Plays	33	24
NE	R. Edwards 1-yard run (Vinatieri kick)						Net Yard Passing	271	181
NE	L. Purnell 6-yard pass from Bledsoe (Vinatieri kick)						Sacked/Yds Lost	4-23	4-25
Jets	J. Hall 23-yard field goal						Pass Att.-Comp.-Int.	32-22-0	30-18-1
Jets	K. Brady 1-yard pass from Testaverde (Hall kick)						Punts/Avg.	3/39.0	4/41
Jets	D. Ward 43 yd. pass from Testaverde (Hall kick)						Penalties-Yds	7-61	11-71
							Fumbles/Lost	0/0	0/0
							Field Goals Made-Att	1-2	0-0
							Time of Possession	30:48	29:12

Final Individual Statistics

NEW YORK JETS							NEW ENGLAND PATRIOTS								
RUSHING	ATT	YDS	AVG	LG	TD		RUSHING	ATT	YDS	AVG	LG	TD			
C. Martin	28	107	3.8	14	0		R. Edwards	22	104	4.7	14	1			
L. Johnson	3	16	5.3	14	0		D. Bledsoe	1	5	5.0	5	0			
V. Testaverde	2	-2	-1.0	-1	0		D. Cullors	1	1	1.0	1	0			
Total	33	121	3.7	14	0		Total	24	110	4.6	14	1			
PASSING	ATT	CMP	YDS	S/YL	TD	LG	IN	PASSING	ATT	CMP	YDS	S/YL	TD	LG	IN
V. Testaverde	32	22	294	4/23	3	43	0	D. Bledsoe	30	18	206	4/25	1	29	1
Total	32	22	294	4/23	3	43	0	Total	30	18	206	4/25	1	29	1
RECEIVING	NO	YDS	AVG	LG	TD			RECEIVING	NO	YDS	AVG	LG	TD		
W. Chrebet	5	59	11.8	22	0			T. Brown	4	41	10.3	18	0		
K. Brady	5	40	8.0	20	2			R. Edwards	4	24	6.0	8	0		
K. Johnson	4	78	19.5	29	0			S. Jefferson	2	40	20.0	27	0		
D. Ward	2	60	30.0	43	1			B. Coates	2	36	18.0	29	0		
L. Johnson	2	16	8.0	11	0			T. Glenn	2	34	17.0	29	0		
A. VanDyke	1	15	15.0	15	0			T. Carter	2	21	10.5	19	0		
J. Sowell	1	11	11.0	11	0			L. Purrell	2	10	5.0	6	1		
C. Martin	1	9	9.0	9	0										
K. Byars	1	6	6.0	6	0										
Total	22	294	13.4	43	3			Total	18	206	11.4	29	1		
INTERCEPTIONS	NO	YDS	AVG	LG	TD			INTERCEPTIONS	NO	YDS	AVG	LG	TD		
A. Glenn	1	0	0	0	0										
Total	1	0	0	0	0			Total	0	0	0.0	0	0		
PUNTING	NO	YDS	AVG	TB	IN20	LG		PUNTING	NO	YDS	AVG	TB	IN20	LG	
B. Hansen	3	117	39.0	0	1	40		T. Tupa	4	164	41.0	0	0	51	
Total	3	117	39.0	0	1	40		Total	4	164	41.0	0	0	51	

Game Weather: Clear, cool. Temp.: 55 deg. Humidity: 45 Wind: W 20 mph

Attendance: 60,062 (Tickets Distributed: 60,292; Unused 230) Time: 2:57

MIAMI 12, NEW ENGLAND 9 (OT)

October 25, 1998 • Pro Player Stadium

GAME NOTES

- Shawn Jefferson earned Miller Lite Player of the Game honors after grabbing four passes for 116 yards (29.0 avg.). It was his first 100-yard game of the season, third of his career.
- The overtime win gave Jimmy Johnson his first victory over Pete Carroll in four tries.
- Larry Whigham intercepted his first pass of the season, the fourth of his career. Three of his interceptions have come courtesy of Dan Marino.
- The Patriots intercepted Dan Marino three times in the game giving them a combined total of nine Marino interceptions in the last four Dolphins games (including playoffs).

FIELD GOALS (made() and missed)

A. Vinatieri 45s (41) (30) (36)

O. Mare (48) (38) (25) (43)

	1	2	3	4	OT	F	TEAM STATS	Patriots	Dolphins
NE	0	0	3	6	—	9	First Downs	13	18
Miami	0	3	0	6	3	12	Third Down Eff.	4-15 (27%)	4-16 (25%)
							Total Net Yards	251	333
							Offensive Plays	57	74
							Net Yards Rushing	26	70
							Rushing Plays	22	29
							Net Yard Passing	225	263
							Sacked/Yds Lost	2-15	3-16
							Pass Att.-Comp.-Int.	33-13-1	42-23-3
							Punts/Avg.	7/44.0	6/45.7
							Penalties-Yds	6-64	8-86
							Fumbles/Lost	2/0	4/0
							Field Goals Made-Att	3-4	4-4
							Time of Possession	25:36	39:00

TEAM SCORING PLAY

- Dolphins O. Mare 48-yard field goal
 NE A. Vinatieri-41 yard field goal
 NE A. Vinatieri-30 yard field goal
 Dolphins O. Mare 38-yard field goal
 NE A. Vinatieri 36-yard field goal
 Dolphins O. Mare 25-yard field goal
 Dolphins O. Mare 43-yard field goal

Final Individual Statistics

NEW ENGLAND PATRIOTS

RUSHING	ATT	YDS	AVG	LG	TD		
R. Edwards	19	27	1.4	15	0		
S. Shaw	1	1	1.0	1	0		
D. Bledsoe	2	-2	-1.0	0	0		
Total	22	26	1.2	15	0		
PASSING	ATT	CMP	YDS	S/YL	TD	LG	INT
Bledsoe	33	13	240	2/15	0	54	1
Total	33	13	240	2/15	0	54	1
RECEIVING	NO	YDS	AVG	LG	TD		
S. Jefferson	4	116	29.0	54	0		
B. Coates	4	49	12.3	17	0		
R. Edwards	3	26	8.7	10	0		
T. Simmons	1	47	47.0	47	0		
L. Purnell	1	2	2.0	2	0		
Total	13	240	18.5	54	0		
INTERCEPTIONS	NO	YDS	AVG	LG	TD		
W. Clay	1	19	19.0	19	0		
T. Law	1	0	0	0	0		
L. Whigham	1	0	0	0	0		
Total	3	19	6.3	19	0		
PUNTING	NO	YDS	AVG	TB	IN20	LG	
T. Tupa	7	308	44.0	2	1	58	
Total	7	308	44.0	2	1	58	

MIAMI DOLPHINS

RUSHING	ATT	YDS	AVG	LG	TD		
K. Abdul-Jabbar	21	56	2.7	23	0		
J. Avery	6	17	2.8	11	0		
D. Marino	1	-1	-1.0	-1	0		
B. Parmalee	1	-2	-2.0	-2	0		
Total	29	70	2.4	23	0		
PASSING	ATT	CMP	YDS	S/YL	TD	LG	INT
D. Marino	42	23	279	3/16	0	28	3
Total	42	23	279	3/16	0	28	3
RECEIVING	NO	YDS	AVG	LG	TD		
OJ McDuffie	6	77	12.8	25	0		
O. Gadsden	4	59	14.8	28	0		
E. Perry	3	25	8.3	13	0		
K. Abdul-Jabbar	3	12	4.0	10	0		
B. Parmalee	2	36	18.0	20	0		
T. Drayton	2	35	17.5	18	0		
L. Thomas	2	28	14.0	21	0		
J. Avery	1	7	7.0	7	0		
Total	23	279	12.1	28	0		
INTERCEPTIONS	NO	YDS	AVG	LG	TD		
B. Walker	1	0	0	0	0		
Total	1	0	0	0	0		
PUNTING	NO	YDS	AVG	TB	IN20	LG	
K. Wilmsmeyer	6	274	45.7	1	3	56	
Total	6	274	45.7	1	3	56	

Game Weather: Partly cloudy. Temp.: 80 deg. Humidity: 62 Wind: NE 13 mph

Attendance: 73,973 Time: 3:16



NEW ENGLAND 21, INDIANAPOLIS 16

November 1, 1998 • RCA Dome

GAME NOTES

- Ben Coates posted a season-high 10 receptions for 109 yards and a touchdown to earn Miller Lite Player of the Game honors.
- The victory extended the Patriots series win streak to six games -- the longest in franchise history.
- With the win, Drew Bledsoe has improved to 9-2 against the Colts.
- Bledsoe passed for 306 yards, his second 300-yard game of the season and the 18th of his career. The Patriots are 13-5 when he passes for over 300 yards.
- Henry Ellard caught his first pass as a Patriot and his first pass since 12/13/97.

FIELD GOALS (made() and missed)

M. Vanderjagt (49)

	1	2	3	4	OT	F
NE	7	7	0	7	--	21
Indy	7	3	0	6	--	16

TEAM SCORING PLAY

NE	B. Coates 2-yard pass from Bledsoe (Vinatieri kick)
Colts	L. Warren 4-yard pass from Manning (Vanderjagt kick)
NE	R. Edwards 1-yard run (Vinatieri kick)
Colts	M. Vanderjagt 49-yard field goal
NE	T. Simmons 63 pass from Bledsoe (Vinatieri kick)
Colts	M. Pollard 15-yard pass from Manning (2-pt. failed)

TEAM STATS	Patriots	Colts
First Downs	20	18
Third Down Eff.	7-15 (47%)	4-14 (29%)
Total Net Yards	370	310
Offensive Plays	63	66
Net Yards Rushing	77	32
Rushing Plays	27	14
Net Yard Passing	293	278
Sacked/Yds Lost	1-13	0-0
Pass Att.-Comp.-Int.....	35-22-1	52-30-2
Punts/Avg.	7/40.6	7/43.4
Penalties-Yds	6-45	8-72
Fumbles/Lost	1/0	0/0
Field Goals Made-Att	0-0	1-1
Time of Possession	31:34	28:26

Final Individual Statistics

NEW ENGLAND PATRIOTS						
RUSHING	ATT	YDS	AVG	LG	TD	
R. Edwards	23	70	3.0	8	1	
S. Shaw	2	4	2.0	2	0	
D. Culloors	1	4	4.0	4	0	
D. Bledsoe	1	-1	-1.0	-1	0	
Total	27	77	2.9	8	1	
PASSING	ATT	CMP	YDS	S/YL	TD	LG
D. Bledsoe	35	22	306	1/13	2	63
Total	35	22	306	1/13	2	63
RECEIVING	NO	YDS	AVG	LG	TD	
B. Coates	10	109	10.9	27	1	
T. Simmons	4	109	27.3	63	1	
H. Ellard	3	52	17.3	19	0	
R. Edwards	3	12	4.0	5	0	
S. Jefferson	2	24	12.0	13	0	
Total	22	306	13.9	63	2	
INTERCEPTIONS	NO	YDS	AVG	LG	TD	
L. Milloy	2	24	12.0	12	0	
Total	2	24	12.0	12	0	
PUNTING	NO	YDS	AVG	TB	IN20	LG
T. Tupa	7	284	40.6	0	4	55
Total	7	284	40.6	0	4	55

INDIANAPOLIS COLTS						
RUSHING	ATT	YDS	AVG	LG	TD	
M. Faulk	11	22	2.0	5	0	
L. Warren	3	10	3.3	8	0	
Total	14	32	2.3	8	0	
PASSING	ATT	CMP	YDS	S/YL	TD	LG
P. Manning	52	30	278	0/0	2	24
Total	52	30	278	0/0	2	24
RECEIVING	NO	YDS	AVG	LG	TD	
M. Faulk	9	119	13.2	24	0	
J. Pathon	7	56	8.0	18	0	
M. Pollard	5	40	8.0	15	1	
M. Harrison	5	34	6.8	10	0	
L. Warren	2	2	1.0	4	1	
T. Small	1	20	20.0	20	0	
B. Banta	1	7	7.0	7	0	
Total	30	278	9.3	24	2	
INTERCEPTIONS	NO	YDS	AVG	LG	TD	
R. Blackmon	1	14	14.0	14	0	
Total	1	14	14.0	14	0	
PUNTING	NO	YDS	AVG	TB	IN20	LG
C. Gardocki	7	304	43.4	0	1	51
Total	7	304	43.4	0	1	51

Game Weather: Indoors.

Attendance: 58,056. Time: 2:56



ATLANTA 41, NEW ENGLAND 10

November 8, 1998 • Foxboro Stadium

GAME NOTES

- Ty Law intercepted another pair of passes, his sixth and seventh of the season which leads the league. He earned Miller Lite Player of the Game honors for the second time this year.
- Drew Bledsoe connected on passes of 46 (Shawn Jefferson) and 43 yards (Tony Simmons). They were his ninth and 10th completions of 43 yards or more this season -- matching his output all last season.
- Jamal Anderson scored two rushing touchdowns -- the first rushing TDs allowed by the Patriots since Terrell Davis scored in the season opener.
- Ferric Collons blocked his first kick of the season -- a Morten Anderson field goal attempt.

FIELD GOALS (made() and missed)

M. Andersen 47B (40) (32)

A. Vinatieri (40)

	1	2	3	4	OT	F
Atlanta	14	14	3	10	--	41
NE	3	0	7	0	--	10

TEAM SCORING PLAY

Falcons	J. Anderson 1-yard run (Andersen kick)
Falcons	O. Santiago 7-yard pass Chandler (Andersen kick)
NE	A. Vinatieri 40-yard field goal
Falcons	J. Anderson 10-yard run (Andersen kick)
Falcons	C. Smith 71-yard fumble return (Andersen kick)
Falcons	M. Andersen 40-yard field goal
NE	B. Coates 2-yard pass from Bledsoe (Vinatieri kick)
Falcons	O. Santiago 22-yard pass Chandler (Andersen kick)
Falcons	M. Andersen 32-yard field goal

TEAM STATS	Falcons	Patriots
First Downs	22	15
Third Down Eff.	6-13 (46%)	5-16 (31%)
Total Net Yards	366	223
Offensive Plays	65	64
Net Yards Rushing	117	18
Rushing Plays	39	14
Net Yard Passing	249	205
Sacked/Yds Lost	1-2	6-57
Pass Att.-Comp.-Int.	25-16-2	44-22-2
Punts/Avg.	3/44.3	6/42.8
Puntalties-Yds	7-40	6-39
Fumbles/Lost	0/0	4/3
Field Goals Made-Att	2-3	1-1
Time of Possession	34:30	25:30

Final Individual Statistics

ATLANTA FALCONS

RUSHING	ATT	YDS	AVG	LG	TD
J. Anderson	32	104	3.3	20	2
C. Chandler	2	8	4.0	9	0
K. Oxendine	4	4	1.0	3	0
H. Green	1	1	1.0	1	0
Total	39	117	3.0	20	2

PASSING	ATT	CMP	YDS	S/YL	TD	LG	IN
C. Chandler	22	15	240	1/2	2	39	2
J. Anderson	2	0	0	0/0	0	0	0
T. Graziani	1	1	11	0/0	0	11	0
Total	25	16	251	1/2	2	39	2

RECEIVING	NO	YDS	AVG	LG	TD
T. Mathis	8	117	14.6	22	0
O. Santiago	3	53	17.7	24	2
B. Christian	1	39	39.0	39	0
T. Martin	1	15	15.0	15	0
K. Oxendine	1	11	11.0	11	0
J. Anderson	1	8	8.0	8	0
B. Kozlowski	1	8	8.0	8	0
Total	16	251	15.7	39	2

INTERCEPTIONS	NO	YDS	AVG	LG	TD
K. Brookings	1	12	12.0	12	0
E. Robinson	1	0	0.0	0	0
Total	2	12	6.0	12	0

PUNTING	NO	YDS	AVG	TB	IN20	LG
D. Stryzinski	3	133	44.3	0	1	49
Total	3	133	44.3	0	1	49

NEW ENGLAND PATRIOTS

RUSHING	ATT	YDS	AVG	LG	TD
R. Edwards	10	11	1.1	8	0
D. Bledsoe	2	6	3.0	3	0
G. Floyd	1	1	1.0	1	0
S. Shaw	1	0	0.0	0	0
Total	14	18	1.3	8	0

PASSING	ATT	CMP	YDS	S/YL	TD	LG	IN
D. Bledsoe	34	19	229	5/48	1	46	1
S. Zolak	10	3	33	1/9	0	20	1
Total	44	22	262	6/57	1	46	2

RECEIVING	NO	YDS	AVG	LG	TD
R. Edwards	5	34	6.8	12	0
B. Coates	5	13	2.6	6	1
T. Simmons	4	95	23.8	43	0
S. Shaw	3	20	6.7	11	0
S. Jefferson	2	61	30.5	46	0
H. Ellard	2	34	17.0	18	0
D. Cullors	1	5	5.0	5	0
Total	22	262	11.9	46	1

INTERCEPTIONS	NO	YDS	AVG	LG	TD
T. Law	2	16	8.0	12	0
Total	2	16	8.0	12	0

PUNTING	NO	YDS	AVG	TB	IN20	LG
T. Tupa	6	257	42.8	1	1	52
Total	6	257	42.8	1	1	52

Game Weather: Cloudy, cool. Temp.: 48 deg. Humidity: 68 Wind: NW 10 mph
 Attendance: 59,790 Time: 3:05



BUFFALO 13, NEW ENGLAND 10

November 15, 1998 • Ralph Wilson Stadium

GAME NOTES

- Ben Coates earned Miller Lite Player of the Game honors after catching four passes for 70 yards.
- The Patriots did not turn the ball over, but forced three turnovers in the game. Unfortunately, they were unable to capitalize on the opportunities. The Patriots had won 16 of their last 17 games when they had a positive turnover ratio in a game.
- The Patriots made 10 lineup changes, due mostly to injuries to their starters.
- Willie Clay intercepted a Doug Flutie pass in the end zone. It was his second interception of the season, his 12th as a Patriot and the 23rd of his career.
- Tony Simmons hailed a 37-yard touchdown pass from Bledsoe, his fourth reception of 37 or more yards.

FIELD GOALS (made() and missed)

S. Christie 35wl (34) (26) (22)

A. Vinatieri (44) 47wr

	1	2	3	4	OT	F
NE	0	3	0	7	--	10
Buffalo	3	3	7	0	--	13

TEAM SCORING PLAY

Bills	S. Christie 31-yard field goal
Bills	S. Christie 20-yard field goal
NE	A. Vinatieri 38-yard field goal
Bills	J. Riemersma 10-yard pass from Flutie (Christie kick)
NE	T. Simmons 37-yard pass from Bledsoe (Vinatieri kick)

TEAM STATS	Patriots	Bills
First Downs.....	11	23
Third Down Eff.	4-13 (31%)	9-16 (56%)
Total Net Yards	206	391
Offensive Plays	50	72
Net Yards Rushing	48	213
Rushing Plays	16	46
Net Yard Passing	158	178
Sacked/Yds Lost	3-22	0-0
Pass Att.-Comp.-Int.....	31-12-0	26-14-2
Punts/Avg.	5/48.0	2/47.5
Penalties-Yds	6-34	6-43
Fumbles/Lost	0/0	3/1
Field Goals Made-Att	1-3	2-3
Time of Possession	22:43	37:17

Final Individual Statistics

NEW ENGLAND PATRIOTS

RUSHING		ATT	YDS	AVG	LG	TD	
R. Edwards		14	50	3.6	13	0	
D. Cullors		2	-2	-1.0	1	0	
Total		16	48	3.0	13	0	
PASSING	ATT	CMP	YDS	S/YL	TD	LG	IN
D. Bledsoe	31	12	180	3/22	1	37	0
Total	31	12	180	3/22	1	37	0
RECEIVING		NO	YDS	AVG	LG	TD	
B. Coates		4	70	17.5	33	0	
T. Simmons		2	48	24.0	37t	1	
S. Jefferson		2	36	18.0	22	0	
R. Edwards		1	10	10.0	10	0	
L. Purnell		1	9	9.0	9	0	
V. Brisby		1	7	7.0	7	0	
S. Shaw		1	0	0.0	0	0	
Total		12	180	15.0	37	1	
INTERCEPTIONS		NO	YDS	AVG	LG	TD	
W. Clay		1	0	0.0	0	0	
L. Milloy		1	0	0.0	0	0	
Total		2	0	0.0	0	0	
PUNTING	NO	YDS	AVG	TB	IN20	LG	
T. Tupa	5	240	48.0	1	0	58	
Total	5	240	48.0	1	0	58	

BUFFALO BILLS

RUSHING	ATT	YDS	AVG	LG	TD		
A. Smith	24	88	3.7	15	0		
T. Thomas	11	76	6.9	14	0		
D. Flutie	11	49	4.5	22	0		
Total	46	213	4.6	22	0		
PASSING	ATT	CMP	YDS	S/YL	TD	LG	INT
D. Flutie	26	14	178	0/0	1	23	2
Total	26	14	178	0/0	1	23	2
RECEIVING	NO	YDS	AVG	LG	TD		
A. Reed	5	68	13.6	23	0		
J. Riemersma	4	51	12.8	23	1		
E. Moulds	3	29	9.7	11	0		
S. Gash	1	18	18.0	18	0		
L. Johnson	1	12	12.0	12	0		
Total	14	178	12.7	23	1		
INTERCEPTIONS	NO	YDS	AVG	LG	TD		
Total	0	0	0.0	0	0		
PUNTING	NO	YDS	AVG	TB	IN20	LG	
C. Mohr	2	95	47.5	1	0	53	
Total	2	95	47.5	1	0	53	

Game Weather: Cloudy. Temp.: 43 deg. Humidity: 73 Wind: W 15 mph
Attendance: 72,020. Time: 2:52

NEW ENGLAND 26, MIAMI 23

November 23, 1998 • Foxboro Stadium

GAME NOTES

- Drew Bledsoe passed for a season-high 423 yards and two touchdowns, including the game-winner with just 0:29 remaining in the game. He broke his index finger on his throwing hand in two places, but remained in the game for the dramatic conclusion. His efforts earned him the NFL Miller Lite Player of the Week and the AFC Offensive Player of the Week honors. It was his 4th 400-yard game of his career. The Patriots are 3-1 in those games.
- Shawn Jefferson set a career-high with 131 yards on six catches, including the game-winning 25-yard touchdown.
- Adam Vinatieri scored 14 points and made two touchdown saving tackles on special teams to earn AFC Special Teams Player of the Week honors.

FIELD GOALS (made() and missed)

O. Mare (21)

A. Vinatieri (25) (44) (45) (24)

	1	2	3	4	OT	F
Miami	7	7	3	6	--	23
NE	7	3	6	10	--	26

TEAM SCORING PLAY

Dolphins	O. Gadsden 35-yard pass from Marino (Mare kick)
NE	B. Coates 8-yard pass from Bledsoe (Vinatieri kick)
Dolphins	O. Gadsden 11-yard pass from Marino (Mare kick)
NE	A. Vinatieri 25-yard field goal (14-72, 5:57)
NE	A. Vinatieri 44-yard field goal (7-45, 2:51)
Dolphins	O. Mare 21-yard field goal (9-71, 4:22)
NE	A. Vinatieri 45-yard field goal (7-44, 4:09)
NE	A. Vinatieri 24-yard field goal
Dolphins	K. Abdul-Jabbar 4-yard run (2-pt. failed)
NE	S. Jefferson 25-yd pass Bledsoe (Vinatieri kick)

TEAM STATS	Dolphins	Patriots
First Downs	17	21
Third Down Eff.	3-13 (23%)	8-19 (42%)
Total Net Yards	322	455
Offensive Plays	57	74
Net Yards Rushing	33	41
Rushing Plays	19	19
Net Yard Passing	289	414
Sacked/Yds Lost	0-0	1-9
Pass Att.-Comp.-Int.	38-24-1	54-28-2
Punts/Avg.	5/43.2	2/43.5
Puntalties/Yds	7/46	10/97
Fumbles/Lost	0/0	0/0
Field Goals Made-Att	1-1	4-4
Time of Possession	27:17	32:43

Final Individual Statistics

MIAMI DOLPHINS

RUSHING	ATT	YDS	AVG	LG	TD		
J. Avery	8	18	2.3	9	0		
K. Abdul-Jabbar	10	10	1.0	6	1		
B. Parmalee	1	5	5.0	5	0		
Total	19	33	1.7	9	1		
PASSING	ATT	CMP	YDS	S/YL	TD	LG	INT
D. Marino	38	24	289	0/0	2	46	1
Total	38	24	289	0/0	2	46	1
RECEIVING	NO	YDS	AVG	LG	TD		
O. McDuffie	8	86	10.8	17	0		
T. Drayton	4	51	12.8	26	0		
O. Gadsden	3	49	16.3	35t	2		
S. Pritchett	3	28	9.3	24	0		
E. Perry	2	59	29.5	46	0		
B. Parmalee	2	4	2.0	4	0		
J. Avery	1	8	8.0	8	0		
K. Abdul-Jabbar	1	4	4.0	4	0		
Total	24	289	12.0	46	2		
INTERCEPTIONS	NO	YDS	AVG	LG	TD		
S. Madison	2	58	29.0	31	0		
Total	2	58	29.0	31	0		
PUNTING	NO	YDS	AVG	TB	IN20	LG	
K. Wilmsmeyer	5	216	43.2	0	2	56	
Total	5	216	43.2	0	2	56	

NEW ENGLAND PATRIOTS

RUSHING	ATT	YDS	AVG	LG	TD		
R. Edwards	14	24	1.7	11	0		
D. Bledsoe	3	18	6.0	10	0		
D. Cullors	1	0	0.0	0	0		
S. Shaw	1	-1	-1.0	-1	0		
Total	19	41	2.2	11	0		
PASSING	ATT	CMP	YDS	S/YL	TD	LG	INT
D. Bledsoe	54	28	423	1/9	2	49	2
Total	54	28	423	1/9	2	49	2
RECEIVING	NO	YDS	AVG	LG	TD		
B. Coates	9	78	8.7	18	1		
T. Glenn	7	66	9.4	21	0		
S. Jefferson	6	131	21.8	38	1		
T. Simmons	4	53	13.3	17	0		
T. Carter	1	49	49.0	49	0		
R. Edwards	1	46	46.0	46	0		
Total	28	423	15.1	49	2		
INTERCEPTIONS	NO	YDS	AVG	LG	TD		
S. Israel	1	0	0.0	0	0		
Total	1	0	0.0	0	0		
PUNTING	NO	YDS	AVG	TB	IN20	LG	
T. Tupa	2	87	43.5	0	1	44	
Total	2	87	43.5	0	1	44	

Game Weather: Clear and mild. Temp.: 52 Humidity: 59 Wind: S 19 mph

Attendance: 58,729. Time: 3:23

NEW ENGLAND 25, BUFFALO 21

November 29, 1998 • Foxboro Stadium

GAME NOTES

- Drew Bledsoe, playing with a fractured index finger, threw for 246 yards and 3 tds, including a game-winner with no time on the clock, to earn Miller Lite Player of the Week honors for the second consecutive week. He was the first to win the award in consecutive weeks.
- Terry Glenn posted his third 100-yard game of the season, sixth of his career, with 104 yards on eight catches.
- Ben Coates tied his season-high with 10 receptions for 70 yards and a the game winning touchdown.
- DT Chad Eaton led all defenders with 11 tackles. The last defensive lineman to lead the team in tackles was Tim Goad (13) in 1994.
- The Patriots improved to 5-0 when they score first.

FIELD GOALS (made() and missed)

S. Christie 35wl (34) (26) (22)

A. Vinatieri (44) 47wr

	1	2	3	4	OT	F	TEAM STATS	Bills	Patriots
Buffalo	0	6	9	6	--	21	First Downs.....	23	24
NE	0	14	3	8	--	25	Third Down Eff.	7-14 (50%)	5-13 (38%)
							Total Net Yards	428	259
TEAM	SCORING PLAY						Offensive Plays	71	61
NE	R. Edwards 2-yard pass from Bledsoe (Vinatieri kick)						Net Yards Rushing	99	44
NE	D. Cullors 12-yard pass from Bledsoe (Vinatieri kick)						Rushing Plays.....	31	14
Bills	S. Christie 34-yard field goal						Net Yard Passing	329	215
Bills	S. Christie 26-yard field goal						Sacked/Yds Lost	1/10	4/31
Bills	E. Moulds 84-yard pass from Flutie (2-pt. failed)						Pass Att.-Comp.-Int.....	39-21-0	43-28-1
NE	A. Vinatieri 44-yard field goal						Punts/Avg.	4/32.0	4/47.0
Bills	S. Christie 22-yard field goal						Puntalties/Yds	12/107	9/80
Bills	A. Reed 4-yard pass from Flutie (2-pt. failed)						Fumbles/Lost	1/0	1/0
NE	B. Coates 1-yard pass from Bledsoe (Vinatieri run)						Field Goals Made-Att	3-4	1-2
							Time of Possession	34:01	25:59

Final Individual Statistics

BUFFALO BILLS							NEW ENGLAND PATRIOTS								
RUSHING	ATT	YDS	AVG	LG	TD		RUSHING	ATT	YDS	AVG	LG	TD			
A. Smith	21	58	2.8	10	0		R. Edwards	13	40	3.1	13	0			
D. Flutie	5	30	6.0	11	0		D. Bledsoe	1	4	4.0	4	0			
T. Thomas	3	5	1.7	2	0										
S. Gash	1	4	4.0	4	0										
J. Linton	1	2	2.0	2	0										
Total	31	99	3.2	11	0		Total	14	44	3.1	13	0			
PASSING	ATT	CMP	YDS	S/YL	TD	LG	IN	PASSING	ATT	CMP	YDS	S/YL	TD	LG	IN
D. Flutie	39	21	339	1/10	2	84	0	D. Bledsoe	43	28	246	4/31	3	33	1
Total	39	21	339	1/10	2	84	0	Total	43	28	246	4/31	3	33	1
RECEIVING	NO	YDS	AVG	LG	TD			RECEIVING	NO	YDS	AVG	LG	TD		
E. Moulds	8	177	22.1	84t	1			B. Coates	10	70	7.0	13	1		
K. Williams	4	74	18.5	55	0			T. Glenn	8	104	13.0	33	0		
A. Reed	4	53	13.3	23	1			T. Carter	3	24	8.0	15	0		
J. Riemersma	2	17	8.5	13	0			D. Cullors	3	24	8.0	12	1		
T. Thomas	2	6	3.0	4	0			S. Jefferson	2	18	9.0	10	0		
Q. Early	1	12	12.0	12	0			R. Edwards	2	6	3.0	4	1		
Total	21	339	16.1	84t	2			Total	28	246	8.8	33	3		
INTERCEPTIONS	NO	YDS	AVG	LG	TD			INTERCEPTIONS	NO	YDS	AVG	LG	TD		
T. Smith	1	0	0.0	0	0										
Total	1	0	0.0	0	0			Total	0	0	0.0	0	0		
PUNTING	NO	YDS	AVG	TB	IN20	LG		PUNTING	NO	YDS	AVG	TB	IN20	LG	
C. Mohr	4	128	32.0	0	1	44		T. Tupa	4	188	47.0	1	0	52	
Total	4	128	32.0	0	1	44		Total	4	188	47.0	1	0	52	

Game Weather: Cloudy, cool. Temp.: 48 Humidity: 63. Wind: S 5 mph
Attendance: 58,304. Time: 3:25



NEW ENGLAND 23, PITTSBURGH 9

December 6, 1998 • Three Rivers Stadium

GAME NOTES

- Terry Glenn recorded a career-high and a franchise record with 193 yards receiving and a touchdown on nine catches. He earned Miller Lite Player of the Game honors for his performance.
- Glenn and Bledsoe connected on an 86-yard touchdown pass, the fourth longest completion in franchise history and the longest since Tony Eason and Craig James connected on a 90-yard pass in 1985.
- NT Chad Eaton earned AFC Defensive Player of the Week honors after beating All-Pro center Dermonti Dawson for three sacks. Entering this season, Eaton had just two career sacks. His three sacks were the most by a Patriot since Chris Slade posted three against the Jets in 1997.

FIELD GOALS (made() and missed)

A. Vinatieri (21) (29) (35)

N. Johnson (49) (26) (43)

	1	2	3	4	OT	F
NE	3	10	0	10	--	23
Pittsburgh	0	6	3	0	--	9

TEAM SCORING PLAY

NE	A. Vinatieri 21-yard field goal
NE	A. Vinatieri 29-yard field goal
Steelers	N. Johnson 49-yard field goal
NE	T. Glenn 86-yard pass from Bledsoe (Vinatieri kick)
Steelers	N. Johnson 26-yard field goal
Steelers	N. Johnson 43-yard field goal
NE	A. Vinatieri 35-yard field goal
NE	R. Edwards 4-yard run (Vinatieri kick)

TEAM STATS	Patriots	Steelers
First Downs	19	13
Third Down Eff.	6-17 (35%)	4-13 (31%)
Total Net Yards	377	249
Offensive Plays	70	61
Net Yards Rushing	73	54
Rushing Plays	34	13
Net Yard Passing	304	195
Sacked-Yds Lost	2-23	3-11
Pass Att.-Comp.-Int.	34-21-3	45-21-2
Punts/Avg.	3/54.3	5/41.6
Puntalies-Yds	12-77	6-56
Fumbles/Lost	2/0	1/1
Field Goals Made-Att	3-3	3-3
Time of Possession	38:24	21:36

Final Individual Statistics

NEW ENGLAND PATRIOTS

RUSHING	ATT	YDS	AVG	LG	TD		
R. Edwards	28	66	2.4	17	1		
D. Cullors	1	6	6.0	6	0		
D. Bledsoe	5	1	0.2	7	0		
Total	34	73	2.1	17	1		
PASSING	ATT	CMP	YDS	S/YL	TD	LG	IN
D. Bledsoe	34	21	327	2/23	1	86	3
Total	34	21	327	2/23	1	86	3
RECEIVING	ND	YDS	AVG	LG	TD		
T. Glenn	9	193	21.4	86t	1		
B. Coates	6	78	13.0	30	0		
S. Jefferson	2	29	14.5	25	0		
T. Simmons	1	12	12.0	12	0		
R. Edwards	1	6	6.0	6	0		
C. Floyd	1	6	6.0	6	0		
T. Carter	1	3	3.0	3	0		
Total	21	327	15.6	86t	1		
INTERCEPTIONS	ND	YDS	AVG	LG	TD		
T. Law	1	10	10.0	10	0		
S. Israel	1	1	1.0	1	0		
Total	2	11	5.5	10	0		
PUNTING	ND	YDS	AVG	TB	IN20	LG	
T. Tupa	3	163	54.3	1	0	63	
Total	3	163	54.3	1	0	63	

PITTSBURGH STEELERS

RUSHING	ATT	YDS	AVG	LG	TD		
J. Bettis	12	48	4.0	14	0		
F. McAfee	1	6	6.0	6	0		
Total	13	54	4.2	14	0		
PASSING	ATT	CMP	YDS	S/YL	TD	LG	INT
K. Stewart	45	21	206	3/11	0	22	2
Total	45	21	206	3/11	0	22	2
RECEIVING	NO	YDS	AVG	LG	TD		
C. Johnson	5	61	12.2	19	0		
C. Hawkins	4	30	7.5	11	0		
W. Blackwell	3	47	15.7	22	0		
M. Bruener	3	29	9.7	17	0		
H. Ward	2	19	9.5	10	0		
D. Dunn	2	18	9.0	9	0		
J. Witman	2	2	1.0	3	0		
Total	21	206	9.8	22	0		
INTERCEPTIONS	NO	YDS	AVG	LG	TD		
E. Holmes	1	36	36.0	36	0		
C. Oldham	1	14	14.0	14	0		
L. Kirkland	1	1	1.0	1	0		
Total	3	51	17.0	36	0		
PUNTING	NO	YDS	AVG	TB	IN20	LG	
J. Miller	5	208	41.6	0	2	58	
Total	5	208	41.6	0	2	58	

Game Weather: Cloudy and unseasonable warm. Temp.: 71 Humidity: 90 Wind: SW 10 mph
 Attendance: 58,632. Time: 3:08

ST. LOUIS 32, NEW ENGLAND 18

December 13, 1998 • Trans World Dome

GAME NOTES

- Robert Edwards earned Miller Lite Player of the Game honors after rushing for 196 yards on 24 carries (8.2 avg.). It was the fourth highest rushing total in franchise history. Edwards broke free on runs of 53, 47 and 36 yards. His 53-yard run tied a season-high. He gained 117 yards on seven carries in the first quarter. Only Jim Brown rushed for more yards against the Rams (237).
- Drew Bledsoe became the Patriots' all-time leading completion leader when he connected on a 4-yard pass to Lovett Purnell. He moved ahead of Steve Grogan (1,876).
- Henry Thomas posted a career-high with three sacks. It was the second week in a row that a Patriots interior line-man has had three sacks in a game.

FIELD GOALS (made() and missed)

A. Vinatieri (37) (41) (55) (17)

J. Wilkins (48)

	1	2	3	4	OT	F
NE	3	10	12	7	3	15
St. Louis	10	12	7	3	0	32

TEAM SCORING PLAY

Rams	J. Wilkins 48-yard field goal
Rams	A. Hakim 9-yard pass from Banks (Wilkins kick)
NE	A. Vinatieri 37-yard field goal
NE	A. Vinatieri 41-yard field goal
Rams	J. Henley 1-yard run (Wilkins kick)
NE	L. Purnell 16-yard pass from Bledsoe (2-pt. failed)
NE	A. Vinatieri 55-yard field goal
NE	A. Vinatieri 17-yard field goal
Rams	A. Hakim 34-yard run (Bono run)
Rams	J. Henley 1-yard run (Wilkins kick)

TEAM STATS	Patriots	Rams
First Downs.....	14	18
Third Down Eff.	4-16 (25%)	5-14 (36%)
Total Net Yards	333	292
Offensive Plays	70	69
Net Yards Rushing	200	116
Rushing Plays	28	31
Net Yard Passing	133	176
Sacked-Yds Lost	5-57	3-30
Pass Att.-Comp.-Int.....	37-11-1	35-18-1
Punts/Avg.	5/38.6	4/49.3
Penalties-Yds	8-70	3-15
Fumbles/Lost	1/1	2/2
Field Goals Made-Att	4-4	1-1
Time of Possession	29:36	30:24

Final Individual Statistics

NEW ENGLAND PATRIOTS						
RUSHING	ATT	YDS	AVG	LG	TD	
R. Edwards	24	196	8.2	53	0	
S. Shaw	3	2	0.7	3	0	
D. Cullors	1	2	2.0	2	0	
Total	28	200	7.1	53	0	
PASSING	ATT	CMP	YDS	S/YL	TD	LG
D. Bledsoe	35	11	176	4/30	1	50
S. Zolak	2	0	0	1/27	0	0
Total	37	11	176	5/57	1	50
RECEIVING	NO	YDS	AVG	LG	TD	
L. Purnell	4	37	9.3	16	1	
S. Jefferson	3	73	24.3	50	0	
T. Brown	2	42	21.0	35	0	
T. Glenn	1	14	14.0	14	0	
T. Simmons	1	10	10.0	10	0	
Total	11	176	16.0	50	1	
INTERCEPTIONS	NO	YDS	AVG	LG	TD	
S. Israel	1	12	12.0	12	0	
Total	1	12	12.0	12	0	
PUNTING	NO	YDS	AVG	TB	IN20	LG
T. Tupa	5	193	38.6	0	1	60
Total	5	193	38.6	0	1	60

Game Weather: Indoor. Temp.: 68
Attendance: 48,946. Time: 3:26

ST. LOUIS RAMS						
RUSHING	ATT	YDS	AVG	LG	TD	
J. Henley	24	86	3.6	22	2	
A. Hakim	1	34	34.0	34	1	
S. Bono	5	-4	-0.8	0	0	
D. Harris	1	0	0.0	0	0	
Total	31	116	3.7	34	3	
PASSING	ATT	CMP	YDS	S/YL	TD	LG
S. Bono	22	11	122	2/29	0	33
T. Banks	12	7	70	1/1	1	14
R. Tuten	1	0	0	0/0	0	0
Total	35	18	192	3/30	1	33
RECEIVING	NO	YDS	AVG	LG	TD	
A. Lee	5	37	7.4	13	0	
A. Hakim	4	50	12.5	15	1	
J. Henley	3	14	4.7	14	0	
R. Williams	2	43	21.5	33	0	
J. Thomas	2	26	13.0	21	0	
R. Proehl	2	22	11.0	12	0	
Total	18	192	10.7	33	1	
INTERCEPTIONS	NO	YDS	AVG	LG	TD	
T. Lyght	1	13	13.0	13	0	
Total	1	13	13.0	13	0	
PUNTING	NO	YDS	AVG	TB	IN20	LG
R. Tuten	4	197	49.3	1	1	58
Total	4	197	49.3	1	1	58

NEW ENGLAND 24, SAN FRANCISCO 21

December 20, 1998 • Foxboro Stadium

GAME NOTES

- The Patriots qualified for the playoffs for the third straight season -- a franchise record.
- QB Scott Zolak made his first start since 10/1/95 in place of Drew Bledsoe (finger) and earned Miller Lite Player of the Game honors for his performance (14-30, 205, 2 tds., 2 ints.) in the win. He is now 3-3 as a starter.
- S Willie Clay intercepted Steve Young at the 49-yard line to set up the game-tying touchdown in the fourth quarter and finished with six tackles to earn AFC Defensive Player of the Week honors.
- The Patriots sacked Steve Young 5 times, the second highest output of the season.
- Robert Edwards recorded his 4th 100-yard game of the season.

FIELD GOALS (made_) and missed)

W. Richey 31B

A. Vinatieri 32wl (35)

	1	2	3	4	OT	F	TEAM STATS	49ers	Patriots
SF	0	21	0	0	--	21	First Downs.....	21	20
NE	7	7	0	10	--	24	Third Down Eff.	5-11 (45%)	5-14 (36%)
							Total Net Yards	410	332
							Offensive Plays	63	62
							Net Yards Rushing	151	132
							Rushing Plays	34	31
							Net Yard Passing	259	200
							Sacked/Yds Lost	5/33	1/5
							Pass Att.-Comp.-Int.....	24-19-2	30-14-2
							Punts/Avg.	4/37.0	5/39.6
							Puntalties/Yds	9/64	5/38
							Fumbles/Lost	1/1	0/0
							Field Goals Made-Att	0-1	1-2
							Time of Possession	32:31	27:29

TEAM SCORING PLAY

NE R. Edwards 19-yard pass from Zolak (Vinatieri kick)
 Niners J. Rice 75-yard pass from Young (Richey kick)
 NE S. Jefferson 51-yard pass from Zolak (Vinatieri kick)
 Niners T. Owens 7-yard pass from Young (Richey kick)
 Niners I. Smith 25-yard pass from Detmer (Richey kick)
 NE R. Edwards 5-yard run (Vinatieri kick)
 NE A. Vinatieri 35-yard FG

Final Individual Statistics

SAN FRANCISCO 49ers

RUSHING	ATT	YDS	AVG	LG	TD		
G. Hearst	27	107	4.0	14	0		
T. Kirby	5	37	7.4	19	0		
M. Edwards	2	7	3.5	6	0		
Total	34	151	4.4	19	0		
PASSING	ATT	CMP	YDS	S/YL	TD	LG	INT
S. Young	23	18	267	5/33	2	75t	2
T. Detmer	1	1	25	0/0	1	25	0
Total	24	19	292	5/33	3	75t	2
RECEIVING	NO	YDS	AVG	LG	TD		
J. Rice	5	115	23.0	75t	1		
J. Stokes	4	59	14.8	22	0		
T. Owens	3	61	20.3	42	1		
G. Hearst	3	17	5.7	11	0		
T. Kirby	2	13	6.5	7	0		
I. Smith	1	25	25.0	25t	1		
M. Edwards	1	2	2.0	2	0		
Total	19	292	15.4	75t	3		
INTERCEPTIONS	NO	YDS	AVG	LG	TD		
T. McDonald	1	18	18.0	18	0		
M. Hanks	1	0	0.0	0	0		
Total	2	18	9.0	18	0		
PUNTING	NO	YDS	AVG	TB	IN20	LG	
R. Roby	4	148	37.0	0	1	45	
Total	4	148	37.0	0	1	45	

NEW ENGLAND PATRIOTS

RUSHING	ATT	YDS	AVG	LG	TD		
R. Edwards	24	101	4.2	12	1		
S. Jefferson	1	15	15.0	15	0		
C. Floyd	2	14	7.0	10	0		
S. Zolak	2	3	1.5	4	0		
D. Cullors	2	-1	-0.5	6	0		
Total	31	132	4.3	15	1		
PASSING	ATT	CMP	YDS	S/YL	TD	LG	INT
S. Zolak	30	14	205	1/5	2	61t	2
Total	30	14	205	1/5	2	61t	2
RECEIVING	NO	YDS	AVG	LG	TD		
T. Simmons	5	56	11.2	20	0		
R. Edwards	4	52	13.0	20	1		
B. Coates	3	25	8.3	11	0		
S. Jefferson	2	72	36.0	61t	1		
Total	14	205	14.6	61t	2		
INTERCEPTIONS	NO	YDS	AVG	LG	TD		
T. Law	1	30	30.0	30	0		
W. Clay	1	0	0.0	0	0		
Total	2	30	15.0	30	0		
PUNTING	NO	YDS	AVG	TB	IN20	LG	
T. Tupa	5	198	39.6	1	1	48	
Total	5	198	39.6	1	1	48	

Game Weather: Cloudy and mild. Temp.: 50 Humidity: 63. Wind: N 10 mph
 Attendance: 59,153. Time: 3:10

NEW YORK JETS 31, NEW ENGLAND 10

December 27, 1998 • The Meadowlands

GAME NOTES

- Ty Law earned Miller Lite Player of the Game honors.
- Scott Zolak started his second consecutive game, replacing the injured Drew Bledsoe (finger).
- Lawyer Milloy intercepted his sixth pass of the season, a career high.
- Chad Eaton led the team with 12 tackles.
- Tony Simmons caught a 44-yard touchdown pass from Zolak. It was his third touchdown reception of the season. His TDs have been for 63, 44 and 37 yards.
- The Patriots enter the playoffs as the sixth seeded team in the AFC with a 9-7 record.

FIELD GOALS (made() and missed)

A. Vinatieri (19)

J. Hall (36)

	1	2	3	4	OT	F
NE	0	3	0	7	--	10
NY Jets	3	14	7	7	--	31

TEAM SCORING PLAY

Jets	J. Hall 36-yard field goal
Jets	K. Brady 4-yard pass from Testaverde (Hall kick)
Jets	C. Martin 8-yard pass from Testaverde (Hall kick)
NE	A. Vinatieri 19-yard field goal
Jets	D. Ward 17-yard pass from Testaverde (Hall kick)
Jets	K. Johnson 24-yard pass from Testaverde (Hall kick)
NE	T. Simmons 44-yard pass from Zolak (Vinatieri kick)

TEAM STATS	Patriots	Jets
First Downs.....	9	21
Third Down Eff.	6-15 (40%)	13-19 (68%)
Total Net Yards	249	339
Offensive Plays	52	72
Net Yards Rushing	130	149
Rushing Plays	20	41
Net Yard Passing	119	190
Sacked/Yds Lost	1/8	0/0
Pass Att.-Comp.-Int.....	31-14-0	31-18-1
Punts/Avg.	6/42.7	4/41.0
Penalties/Yds	2-25	1-10
Fumbles/Lost	3/1	0/0
Field Goals Made-Att	1-1	1-1
Time of Possession	21:09	38:51

Final Individual Statistics

NEW ENGLAND PATRIOTS					
RUSHING	ATT	YDS	AVG	LG	TD
S. Shaw	6	81	13.5	71	0
R. Edwards	12	47	3.9	18	0
D. Cullors	2	2	1.0	5	0

Total	20	130	6.5	71	0		
PASSING	ATT	CMP	YDS	S/YL	TD	LG	IN
S. Zolak	31	14	127	1/8	1	44	0

Total	31	14	127	1/8	1	44	0
--------------	-----------	-----------	------------	------------	----------	-----------	----------

RECEIVING	NO	YDS	AVG	LG	TD
R. Edwards	4	8	2.0	7	0
B. Coates	2	25	12.5	18	0
S. Shaw	2	10	5.0	8	0
L. Purnell	2	8	4.0	5	0
T. Simmons	1	44	44.0	44	1
D. Cullors	1	15	15.0	15	0
T. Carter	1	11	11.0	11	0
S. Jefferson	1	6	6.0	6	0
Total	14	127	9.1	44	1

INTERCEPTIONS	NO	YDS	AVG	LG	TD
L. Milloy	1	0	0.0	0	0
Total	1	0	0.0	0	0

PUNTING	NO	YDS	AVG	TB	IN20	LG
T. Tupa	6	256	42.7	0	2	50
Total	6	256	42.7	0	2	50

NEW YORK JETS					
RUSHING	ATT	YDS	AVG	LG	TD
C. Martin	29	102	3.5	17	0
V. Testaverde	2	35	17.5	25	0
D. Meggett	4	7	1.8	3	0
J. Sowell	4	4	1.0	3	0
R. Anderson	1	2	2.0	2	0
R. Lucas	1	-1	-1.0	-1	0
Total	41	149	3.6	25	0

Total	27	17	179	0/0	4	24	1
PASSING	ATT	CMP	YDS	S/YL	TD	LG	IN
V. Testaverde	27	17	179	0/0	4	24	1
G. Foley	3	1	11	0/0	0	11	0
R. Lucas	1	0	0	0/0	0	0	0
Total	31	18	190	0/0	4	24	1

RECEIVING	NO	YDS	AVG	LG	TD
K. Johnson	6	75	12.5	24	1
W. Chrebet	4	44	11.0	16	0
K. Brady	3	16	5.3	8	1
D. Ward	2	28	14.0	17	1
C. Martin	2	12	6.0	8	1
D. Meggett	1	15	15.0	15	0

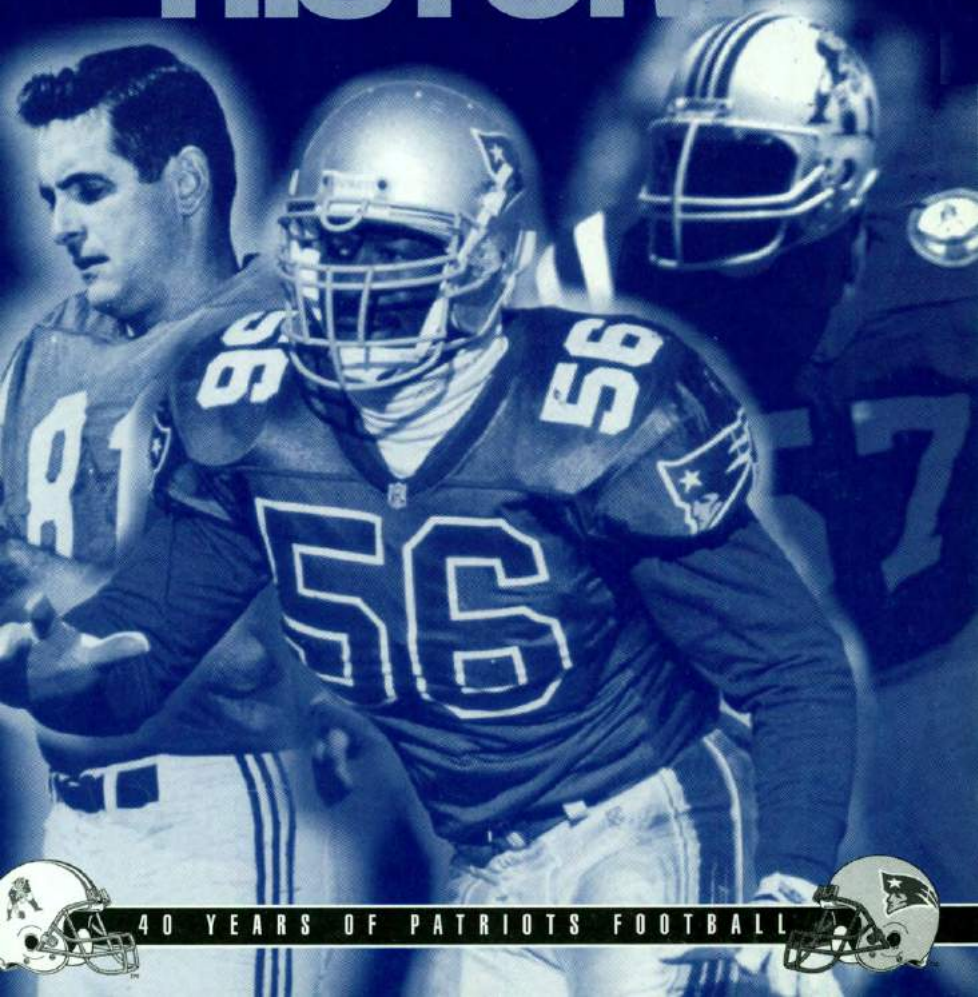
Total	18	190	11.1	24	4
INTERCEPTIONS	NO	YDS	AVG	LG	TD

Total		0	0	0.0	0	0
PUNTING	NO	YDS	AVG	TB	IN20	LG
J. Kidd	4	164	41.0	0	0	54
Total	4	164	41.0	0	0	54

Game Weather: Clear and Sunny. Temp.: 36 Humidity: 49. Wind: 5 mph. Wind Chill: 32
Attendance: 74,302. Time: 2:54



NEW ENGLAND PATRIOTS FRANCHISE HISTORY



40 YEARS OF PATRIOTS FOOTBALL



Pro Football Hall Of Fame

There are currently two former Patriots who have been inducted into the Pro Football Hall of Fame and nine former Patriots who have been inducted into the Patriots Hall of Fame. Of those, six players have had their uniform numbers retired – Gino Cappelletti (20), Mike Haynes (40), Steve Nelson (57), John Hannah (73), Jim Lee Hunt (79) and Bob Dee (89).



#73 John Hannah • G • Alabama • Inducted to Pro Football Hall of Fame in 1991 • Inducted to Patriots Hall of Fame in 1991

Hannah played his entire career with the Patriots, from 1973 through the Super Bowl season of 1985 ... he was regarded by many as the greatest guard to ever play the game and was the first Patriot player inducted into the Professional Football Hall of Fame ... he was one of two Patriots voted to the NFL's 75th anniversary team ... he played in 183 games, which ranks fourth in franchise history ... he only missed five games due to injuries during his 13-year career ... he was selected to nine Pro Bowls (1976, 1978-85), a Patriots team record ... he was called "The Greatest Offensive Lineman of All Time" by *Sports Illustrated* in their Aug. 3, 1981 cover story ... he was elected by his peers as the Offensive

Lineman of the Year for four straight seasons (1978-81) ... he powered an offensive line which helped set an NFL record with 3,165 rushing yards in 1978 – a record which has not been challenged in 17 seasons ... he was the first rookie offensive lineman in franchise history to start in his NFL debut ... the Alabama product played for the legendary Coach Paul "Bear" Bryant and was drafted fourth overall by the Patriots in the 1973 NFL draft.



#40 Michael Haynes • CB • Arizona State • Inducted to Pro Football Hall of Fame in 1997 • Inducted to Patriots Hall of Fame in 1994

Played for the Patriots from 1976-82 ... selected to the NFL's 75th Anniversary team and All-NFL Team of the 1980s ... he was voted to two All-Pro teams, six All-AFC teams and the All-Rookie team during his Patriots career ... he was known for his tenacious man-to-man coverage ... he currently ranks second among the team's all-time leading punt returners with 111 for 1,159 yards (10.4 avg.) and fifth with 28 career interception ... he was named to six Pro Bowls (1976-80 and 1982) in seven seasons ... he was the first player in Patriots history to return a punt for a touchdown – 89 yards vs. Buffalo (11/7/76) ... he

ranks third in NFL record book with 608 punt return yards by a rookie and established seven new punt return records for the Patriots his rookie season ... he was voted *The Sporting News* AFC Rookie of the Year in 1976 ... the Arizona State product was drafted fifth overall in the 1976 NFL draft.

Haynes' Patriots Statistics

Years	Interceptions				Punt Returns			
	Games	No.	Yds	Tds	No.	Yds	Avg.	Tds
1976-82	90	28	393	1	111	1,159	10.4	2

Patriots Hall Of Fame



#85 Nick Buoniconti • LB • Notre Dame • Inducted in 1992

Played seven years for the Patriots from 1962-68 ... he was a perennial AFL All-Star, appearing in five games during his Patriots career (1963-67)... in 1966, he received the most votes and was a consensus All-Star selection ... he currently ranks seventh overall in Patriots history with 24 career interceptions ... former Kansas City Chief QB Len Dawson said of Buoniconti, "If you are lucky enough to knock him down, you have to lay on him or he'll get right back into the play" ... the Springfield, Mass. native took night classes during the season at Suffolk University and received his law degree in 1968.

Buoniconti's Patriots Statistics

Years	Games	Ints.	Yards	Sacks
1962-68	91	24	223	18.0

#20 Gino Cappelletti • WR/K • Minnesota • Inducted in 1992

Cappelletti was an original Patriot who played for the Patriots from 1960-70 ... he is the Patriots' all-time leading scorer with 1,130 points (42 TDs, 176 FGs and 342 PATs), which ranks 17th among the NFL's all-time leading scorers ... he was one of only three men to play every game in the 10-year history of the AFL ... he led the AFL in scoring five times and holds two of the top five scoring seasons in NFL history – 155 points in 1964 and 147 points in 1961 ... he currently ranks fourth among the Patriots' all-time leading receivers with 292 catches for 4,589 yards ... he holds the Patriots' record for extra points attempted (353), made (342), field goals attempted (333) and field goals made (176) ... he was a five-time AFL All-Star and is currently the Patriots' color analyst on the WBCN's Patriots Rock Radio Network.

Cappelletti's Patriots Statistics

Years	Recp.	Yards	TDs	XPM	FGM	Points
1960-70	292	4,589	42	342	176	1,130



#89 Bob Dee • DE • Holy Cross • Inducted in 1993

Played for the Patriots from 1960-67 ... he was one of the ironmen of the AFL, never missing a game during his eight-year career and starting 112 consecutive games ... entering the 1997 season, he ranks 13th on Patriots' all-time sack list with 27.5 ... despite the equipment improvements over the years, Dee was a superstitious player who chose to wear the same helmet throughout his career (105 of 112 games) ... scored the first touchdown in AFL history when he dove onto a fumble in the end zone in a pre-season contest vs. Buffalo 7/30/60 ... he was voted to five AFL All-Star teams (1961, 1963-65).

Dee's Patriots' Statistics

Years	Games	Sacks
1960-67	112	27.5

Patriots Hall Of Fame (Cont.)



#14 Steve Grogan • QB • Kansas State • Inducted in 1995

Played in 149 games during his 16-year playing career from 1975-1990 ... he is the Patriots' all-time career passing leader with 3,593 attempts, 1,879 completions, 26,886 yards and 182 touchdowns ... he also rushed for 2,164 yards (4.9 avg.) and 35 touchdowns during his career ... his 35 rushing touchdowns rank third in Patriots history ... he also ranks third in club history with 12 rushing touchdowns in a season (1976) ... he holds the Patriots' single-game record with a 227.8 quarterback rating, which he achieved by completing 13 of 18 passes for 315 yards and 5 touchdowns and no interceptions (9/9/79 vs. NY Jets) ... despite playing quarterback, he was still revered as one of the hardest hitters and toughest Patriots in franchise history.

Grogan's Patriots Statistics


Years	Att	Comp	Passing			Rushing		
			Yds	TD	Int	Rush	Yds	TD
1975-90	3,593	1,879	26,886	182	208	445	2,176	35

#79 Jim Lee Hunt • DT • Prairie View • Inducted in 1993

Nicknamed "Earthquake" by his teammates ... he played in 141 games during his 12-year Patriots career (1960-71) and was one of the original Patriots ... he was voted to four AFL All-Star games (1961, 1966-67 and 1969) ... he currently ranks 12th on the Patriots all-time sack list with 29.0 ... he was voted "the best pass rushing tackle in the AFL," by AFL scouts in 1967 ... at 5-feet-11-inches and 255 pounds, Hunt possessed great size and speed in his era ... he once intercepted a pass and out-ran running backs Billy Cannon and Charley Taylor on a 79-yard touchdown return.

Hunt's Patriots Statistics

Years	Games	Sacks
1960-71	141	29.0



#57 Steve Nelson • LB • North Dakota St. • Inducted in 1993

Played for the Patriots from 1974-87 ... he was the nucleus of Patriots defense for 14 years ... he was voted to three Pro Bowls (1981, 1985-86) ... he played in 174 games, which ranks sixth in franchise history ... he recorded over 100 tackles nine times during his career and finished with 1,776 tackles, an average of 10.2 per game ... he currently ranks 16th overall in Patriots history with 20.0 career sacks ... he registered 17 career interceptions, including five in 1978 ... he led the team in tackles in eight of his 14 seasons ... in 1984, he posted a career-high 207 total tackles, an unofficial team record ... he was credited with a career-high 22 stops vs. NY Jets (9/19/82).

Nelson's Patriots Statistics

Years	Games	Sacks	Ints.	Yds
1974-87	174	20.0	17	226

#15 Vito "Babe" Parilli • QB • Kentucky • Inducted in 1993

Played for the Patriots from 1961-67 ... he enters the 1997 season ranked second among the Patriots' all-time career passing leaders with 16,747 yards and 132 touchdowns on 2,413 attempts ... his 1,140 career completions currently ranks third ... he threw for over 20,000 yards during his NFL career ... he established nearly every Patriots passing record during the 1960s and still holds the single-season touchdown record with 31 touchdown passes in 1964 ... he was voted to three AFL All-Star teams (1963-64 and 1966) and earned the AFL's Comeback Player of the Year honor in 1966.

Parilli's Patriots Statistics

Years	Att	Comp	Yds	TD	Int
1961-67	2,413	1,140	16,747	132	138





40 YEARS OF PATRIOTS FOOTBALL



Retired Numbers

Six of the nine players who have been inducted into the Patriots Hall of Fame, have had their uniform numbers retired – Gino Cappelletti (20), Mike Haynes (40), Steve Nelson (57), John Hannah (73), Jim Lee Hunt (79) and Bob Dee (89).



GINO CAPPELLETTI

WR / K • Minnesota



MIKE HAYNES

CB • Arizona State



STEVE NELSON

LB • North Dakota State



JOHN HANNAH

G • Alabama



JIM LEE HUNT

DT • Prairie View



BOB DEE

DE • Holy Cross

Patriots 35th Anniversary Team

In 1994, a panel of local media members selected the Patriots' 35th Anniversary Team. There are 11 offensive players, 12 defensive players and three specialists listed below.

OFFENSE

Position	Player	Years Played
Quarterback	Steve Grogan	1975-90
Running Back	Jim Nance	1965-71
Running Back	Sam Cunningham	1973-79, 81-82
Wide Receiver	Stanley Morgan	1977-89
Wide Receiver	Gino Cappelletti	1960-70
Tight End	Russ Francis	1975-80, 87-88
Tackle	Bruce Armstrong	1987-present*
Tackle	Tom Neville	1965-77
Guard	John Hannah	1973-85
Guard	Sam Adams	1972-80
Center	Jon Morris	1964-74



T Bruce Armstrong

DEFENSE

Position	Player	Years Played
Defensive End	Julius Adams	1971-79, 85-87
Defensive End	Larry Eisenhauer	1961-69
Defensive Tackle	Houston Antwine	1961-71
Defensive Tackle	Jim Lee Hunt	1960-71
Linebacker	Andre Tippett	1982-93
Linebacker	Nick Buoniconti	1962-68
Linebacker	Steve Nelson	1974-87
Linebacker	Sam Hunt	1974-79
Cornerback	Mike Haynes	1976-82
Cornerback	Raymond Clayborn	1977-89
Safety	Fred Marion	1982-91
Safety	Ron Hall	1961-67



Mosi Tatupu

Position	Player	Years Played
Kicker	Gino Cappelletti	1960-70
Punter	Rich Camarillo	1981-87
Specialist	Mosi Tatupu	1978-90

SPECIALISTS

Patriots All-AFL 10-Year Anniversary Team

The first All-Time Patriots team was voted on by the Patriots fans. The ballots were tallied on November 27, 1971 and announced during halftime of the 1971 season finale.

OFFENSE

Position	Player	Years Played
Quarterback	Vito "Babe" Parilli	1961-67
Fullback	Jim Nance	*1965-71
Running Back	Larry Garron	1960-68
Wide Receiver	Jim Colclough	1960-68
Wide Receiver	Art Graham	1963-69
Tight End	Jim Whalen	1965-69
Tackle	Charlie Long	1961-69
Tackle	Tom Neville	1965-77
Guard	Billy Neighbors	1962-65
Guard	Len St. Jean	1964-73*
Center	Jon Morris	1964-74*



RB Larry Garron

Position	Player	Years Played
Defensive End	Bob Dee	1960-67
Defensive End	Larry Eisenhauer	1961-69
Defensive Tackle	Houston Antwine	*1961-71
Defensive Tackle	Jim Lee Hunt	*1960-71
Outside Linebacker	Tom Addison	1960-67
Outside Linebacker	Ed Philpott	*1966-71
Middle Linebacker	Nick Buoniconti	1962-68
Cornerback	Chuck Shonta	1960-67
Cornerback	Daryl Johnson	*1968-71
Safety	Don Webb	*1962-71
Safety	Ron Hall	1961-67



CB Chuck Shonta

Position	Player	Years Played
Kicker	Gino Cappelletti	1960-70
Punter	Tom Yewcic	1961-67

SPECIALISTS

* denotes active status at time of selection



Patriots In The Pro Bowl

1960 (0) No game played	1966 (11) DT Houston Antwine (4) LB Nick Buoniconti (4) WR/K Gino Cappelletti (4) DE Larry Eisenhauer (4) DT Jim Lee Hunt (2) OC Jon Morris (3) FB Jim Nance (1) OT Tom Neville (1) QB Babe Parilli (3) DB Chuck Shonta (1) OG Len St. Jean (1)	1978 (5) FB Sam Cunningham (1) TE Russ Francis (3) OT Leon Gray (2) OG John Hannah (2) CB Mike Haynes (3) 1979 (3) OG John Hannah (3) CB Mike Haynes (4) WR Stanley Morgan (1) 1980 (7) DE Julius Adams (1) FS Tim Fox (1) OG John Hannah (4) CB Mike Haynes (5) WR Stanley Morgan (2) LB Steve Nelson (1) PK John Smith (1) 1981 (1) OG John Hannah (5) 1982 (2) OG John Hannah (6) CB Mike Haynes (6) 1983 (5) CP Rich Camarillo (1) CB Ray Clayborn (1) RB Tony Collins (1) OG John Hannah (7) OT Brian Holloway (1) 1984 (4) OG John Hannah (8) OT Brian Holloway (2) LB Steve Nelson (2) LB Andre Tippett (1) 1985 (8) CB Ray Clayborn (2) RT Irving Fryar (1) OG John Hannah (9) OT Brian Holloway (3) RB Craig James (1) FS Fred Marion (1) LB Steve Nelson (3) LB Andre Tippett (2)	1986 (5) CB Ray Clayborn (3) K Tony Franklin (1) WR Stanley Morgan (3) SpT Mosi Tatupu (1) LB Andre Tippett (3) 1987 (2) WR Stanley Morgan (4) LB Andre Tippett (4) 1988 (3) RB John Stephens (1) LB Andre Tippett (5) LB Johnny Rember (1) 1989 (1) LB Johnny Rember (2) 1990 (1) OT Bruce Armstrong (1) 1991 (2) OT Bruce Armstrong (2) TE Marv Cook (1) 1992 (1) TE Marv Cook (2) 1993 (0) none 1994 (3) OT Bruce Armstrong (3) QB Drew Bledsoe (1) TE Ben Coates (1) 1995 (3) OT Bruce Armstrong (4) TE Ben Coates (2) RB Curtis Martin (1) 1996 (6) OT Bruce Armstrong (5) QB Drew Bledsoe (2) TE Ben Coates (3) RB Curtis Martin (2) RE Willie McGinest (1) KR David Meggett (1) 1997 (5) OT Bruce Armstrong (6) QB Drew Bledsoe (3) TE Ben Coates (4) LB Chris Slade (1) SpT Larry Whigham (1) 1998 (3) TE Ben Coates (5) CB Ty Law (1) S Lawyer Milloy (1)
-----------------------------------	---	---	---

Patriots Pro Bowl Records

MOST APPEARANCES

- John Hannah (1976, 1978-85)
- Jon Morris (1964-70)
- Houston Antwine (1963-68)
Bruce Armstrong (1990-91, 94-97)
Mike Haynes (1976-80, 82)

MOST CONSECUTIVE APPEARANCES

- John Hannah (1978-85)
- Jon Morris (1964-70)
- Houston Antwine (1963-68)
Ben Coates (1994-98)
Mike Haynes (1976-80)

NOTE: The number shown in parentheses indicates the number of appearances in Pro Bowl play. From 1960-70, Patriots players played in the AFL All-Star Game. All dates listed following 1970 represent NFL Pro Bowl games. The year indicates the season in which the player was selected for Pro Bowl participation, but the game itself is played in the following January or February. For example, players selected in the 1995 season played in the 1996 Pro Bowl, but are listed under 1995.

Historical Dates

1959

- Nov. 16 American Football League's eighth and final franchise is awarded to William H. Sullivan, Jr.
- Nov. 22 Northwestern RB Ron Burton is selected as first draft choice and Syracuse RB Gerhardt Schwedes is made first territorial choice.
- Dec. Mike Holovak is named director of player personnel. He is the first executive hired.
- Dec. 20 Clemson QB Harvey White becomes the first player to sign a Boston Patriots contract.

1960

- Feb. 8 Lou Saban is appointed first head coach.
- Feb. 20 As the result of a public contest, the team nickname of Patriots is chosen. The Patriots also announce that the team colors will be red, white and blue.
- April 1 Boston University Field is named as the Patriots' first home.
- April 2 Patriots become first pro team in history to issue public stock.
- April 19 Uniformed Patriot centering football (creative work of Boston/Worcester cartoonist Phil Bissell) is adopted as team logo.
- July 4 Team opens first training camp at the University of Massachusetts, 350 players attended.
- July 30 In the AFL's first ever preseason game, the Patriots defeat Buffalo 28-7 at War Memorial Stadium. Patriots DE Bob Dee recovered a fumble for the league's first touchdown.
- Aug. 14 Patriots play their first home game ever at Harvard Stadium, a 24-14 loss to the Dallas Texans before 11,000 fans.
- Sept. 9 In their first regular season game, the Patriots open with a 13-10 loss to Denver at B.U. Field before a crowd of 21,597.
- Sept. 16 DB Chuck Shonta recovered a fumble on the final play of the game and ran for a touchdown to give the Patriots their first victory with a 28-24 advantage over the N.Y. Titans at the Polo Grounds in New York.

1961

- Oct. 10 Mike Holovak replaces Lou Saban as head coach.
- Oct. 20 The Patriots' game with the Buffalo Bills at Boston University is postponed due to the threat of a hurricane. The game was played two days later (10/22) and the Patriots scored a 52-21 victory.
- Dec. 17 The Patriots ended the season with a 41-0 shutout over San Diego to finish with a 9-4-1 record, second in the AFL Eastern Division. The 41-point margin of victory remains the largest shutout victory in Patriots history.

1962

- Sept. 16 Opened the season at Harvard Stadium and beat the Houston Oilers 34-21. The Patriots played the remainder of their games at Boston University Field.
- Nov. 18 QB Babe Parilli suffers a broken collar bone in a game at Houston. The Patriots lost the game and their first-place standing in the division.
- Dec. 12 The Oakland Raiders claim one of the AFL's most shocking upsets with a 20-0 victory over the Patriots in the season finale. It was the Raiders' only victory of the season and knocked the Patriots out of championship contention.

1963

- Oct. 11 Patriots play their first game in Fenway Park and beat Oakland 20-14.
- Dec. 28 With a 26-8 victory over Buffalo, the Patriots win the AFL's Eastern Division title in the league's only season-ending tie-breaker game.



- Nov. 22 1960** (L to R) Northwestern RB Ron Burton is selected as first draft choice and Syracuse RB Gerhardt Schwedes is made first territorial choice. Mike Holovak is named director of player personnel. He was the first executive hired.



Historical Dates (Cont.)



Nov. 10 Gino Cappelletti became the first player in AFL history to score more than 1,000 points in his career. He reached the milestone on a 19-yard touchdown reception from Tom Sherman.

1964

Jan. 5 The Patriots lose the AFL title game, 51-10, to the Chargers at San Diego.

Dec. 20 Gino Cappelletti finished the season with 155 total points, which still ranks third in NFL history.

1966

Rommie Loudd becomes the first African-American assistant coach in the AFL when Mike Holovak adds him to the Patriots' coaching staff prior to the 1966 season. The following season, Loudd was named director of player personnel.

Dec. 17 Jim Nance rushes for 78 yards against the New York Jets in the season finale giving him 1,458 yards rushing for the season, a Patriots single-season team record until 1995. Nance was later honored with the league's Most Valuable Player award.

1967

Aug. 13 Patriots played the Baltimore Colts of the NFL in a preseason game. It was the first time the Patriots had played an NFL team. The Patriots lost the game 33-3.

Dec. 17 Jim Nance finishes the season with 1,216 yards rushing and becomes the first player in AFL history to rush for over 1,000 yards in back-to-back seasons.

1969

Jan. 30 Patriots appoint Clive Rush as vice president and head coach.

1970

Feb. 1 The American and National Football League's announced their merger, forming a common league with 26 teams, 13 in the American football Conference and 13 in the National Football Conference.

April 4 Foxboro, Mass. selected as the new playing site for the Patriots.

Sept. 23 Official ground-breaking ceremonies begin for the construction of the Patriots' new stadium in Foxboro, Mass. The stadium opened nearly one year later.

Nov. 12 John Mazur replaces Clive Rush as head coach.

1971

Mar. 22 The Boston Patriots are renamed the New England Patriots.

Aug. 15 The Patriots make their debut at Schaefer Stadium in Foxboro. Gino Cappelletti kicked a 36-yard FG for the first points scored in the stadium as the Patriots topped the NY Giants 20-14 before 60,423 fans.

1972

Feb. 17 Made financial history by paying first cash dividend of 15 cents per share.

1973

Jan. 26 Chuck Fairbanks is named head coach and general manager.

Jan. 30 The Patriots solidify their franchise for years to come when they selected John Hannah (4th overall), RB Sam Cunningham (11th) and WR Darryl Stingley (19th) in the first round of the 1973 draft.

1975

Nov. 7 President William H. Sullivan, Jr. became the first majority owner in club history when he purchased additional voting stock to give him 88 percent of the franchise's voting stock.

Historical Dates (Cont.)

1976

- July 10 Patriots open their training camp for the first time at Bryant College in Smithfield, R.I. after spending the summers of 1969-75 at UMass/Amherst.
- Dec. 5 Patriots defeat New Orleans 27-6 at Foxboro to qualify for their first NFL playoff appearance and their first playoff appearance since the 1963 AFL Championship game.
- Dec. 8 Non-voting stockholders approve offer of \$15 per share made by Billy Sullivan to purchase all non-voting stock.
- Dec. 18 Lost AFC wild card playoff game to the eventual Super Bowl Champion Oakland Raiders, 24-21, in the final 10 seconds of play.

1977

- Aug. 20 Work completed on installation of new surface (Super Turf) in Schaefer Stadium.

1978

- Sept. 3 Mrs. William H. (Mary M.) Sullivan, Jr. elected to the Patriots board of directors.
- Dec. 10 Patriots clinch their first outright divisional championship in the club's history with a last minute 26-24 victory over Buffalo at home.
- Dec. 31 Patriots lose 31-14 to Houston in first playoff game ever played in Foxboro.

1979

- April 2 Patriots announce that head coach and general manager Chuck Fairbanks has been released from his contract to assume duties as head football coach at the University of Colorado.
- April 6 Francis "Bucko" Kilroy's named general manager and former Patriots offensive coordinator Ron Erhardt is named the head coach.
- Sept. 3 Former Patriots wide receiver Darryl Stingley is named Executive Director of Player Personnel.
- Oct. 23 Jeanne Sullivan McKeigue is elected as member of the club's Board of Directors.
- Dec. 16 In a 27-23 victory over the Minnesota Vikings to close out the 1979 regular season, WR's Harold Jackson (top) and Stanley Morgan (bottom) became the first and second players, respectively, in Patriots history to surpass the 1,000-yard receiving single-season mark. Jackson finished the 1979 campaign with 1,013 yards and Morgan totaled 1,002.

1980

- Feb. 25 Paul Sonnabend resigns as Executive Director of the NFL Management Council and is appointed as Vice President and a member of the Board of Directors of the Patriots.
- April 8 William H. "Billy" Sullivan, Jr., President of the Patriots, is re-elected as Chairman of the Board of NFL Properties.

1981

- Nov. 29 FB Sam Cunningham, with 35 yards on nine carries against St. Louis at Foxboro, surpasses Jim Nance (5,323 yards on 1,323 carries) as the Patriots' all-time career rushing leader.

1982

- Jan. 15 Ron Meyer, head coach at Southern Methodist University from 1976-81, is named the Patriots' eighth head coach in club history.

1983

- Jan. 8 In their first playoff appearance since 1978, the Patriots lose to the eventual AFC Champion Miami Dolphins at the Orange Bowl, 28-13.



- Dec. 12, 1982 The Patriots defeat the Miami Dolphins 3-0 in the infamous "Snow Plow Game." Mark Henderson used his snow plow and cleared a kicking surface on the Schaefer Stadium turf for John Smith. Smith then connected on a 33-yard field goal which would be the only scoring of the game.



Historical Dates (Cont.)

- Feb. 16 General manager Bucko Kilroy is promoted to the position of Vice President and Patrick Sullivan, assistant general manager for four years, is named general manager.
- May 17 William F. Finucane and Jeannette Allen Keefe are elected to the Patriots' Board of Directors.
- May 23 Schaefer Stadium is renamed Sullivan Stadium in honor of the founder and driving force behind the Patriots franchise, William H. "Billy" Sullivan, Jr.
- June 29 Sullivan Stadium is officially rededicated and the Boston Pops performs a concert in the stadium that is open free-of-charge to the public.

1984

- June 1 The Patriots organize a fan advisory board, a group of season ticket holders who will help advise the Patriots on how to make Sullivan Stadium a more exciting and more pleasant place to bring a family to watch an NFL game.
- June 5 In the first-ever NFL Supplemental Draft, the Patriots select slotback Ricky Sanders of the Houston Gamblers, running back Eric Jordan of the Oakland Invaders and quarterback Walter Lewis of the Memphis Showboats.
- Aug. 10 The Patriots install a new SuperTurf surface at Sullivan Stadium. The original SuperTurf was installed in 1977.
- Oct. 25 Hall of Fame receiver Raymond Berry is named the head coach of the Patriots, replacing Ron Meyer. Berry, a former Patriots assistant coach, becomes the team's ninth head coach.

1985

- July 26 Patrick J. Sullivan, William H. Sullivan III and Mrs. Nancie Chamberlain are elected to the Patriots' Board of Directors.
- Oct. 13 Raymond Clayborn establishes a new team record for consecutive starts by starting his 111th straight game. Ray Hamilton had the old mark of 110 (set Sept. 16, 1973 to Oct. 26, 1980). Clayborn celebrated the record-setting day by scoring his first professional touchdown on a 27-yard interception return.
- Dec. 28 The Patriots defeated the New York Jets, 26-14, at The Meadowlands (East Rutherford, N.J.) in the AFC wild-card game. With the victory the Patriots won their first NFL playoff game (the Patriots had an 0-3 NFL playoff record prior to the game).

1986

- Jan. 12 The Patriots defeated the Miami Dolphins, 31-14, thus winning their first AFC Championship in team history. In doing so, the Patriots ended an 18-game losing streak at the Orange Bowl which started following their last win in 1966.
- Jan. 26 The Patriots play in Super Bowl XX, going against the Chicago Bears in the Louisiana Superdome in New Orleans. The Bears won the game, 46-10. The game, shown on NBC-TV, was the third-highest rated Super Bowl in history with a 48.3 rating and a 70 share (one rating point represents 859,000 TV households; a share is the percentage of sets in use). Only the 1982 and 1983 Super Bowls had higher ratings. It was the most widely watched TV show ever with 127 million viewers (topping the previous high of 121,600,000 who watched the final MASH show of February 28, 1983). The previous high Super Bowl in terms of viewers was Super Bowl XIX between the 49ers and the Dolphins (115,880,000). Also, 300 million people in China watched the game on tape delay.
- Jan. 27 Defensive end Julius Adams retires after 15 years (all with the Patriots). Adams, the team's number two draft choice in 1971 out of Texas Southern, was the oldest active defensive lineman in the league at age 37 when he retired. He still holds the club record for games played with 210.
- June 12 Coach Raymond Berry, who led the Patriots to the AFC Championship and Super Bowl XX in his first full season as the team's head coach, signs new five-year contract.
- Sept. 7 1985 AFC Championship banner is raised at Sullivan Stadium in pregame ceremony prior to the season opener vs. Indianapolis. The banner is 10 feet wide and 15 feet long. Mr. William H. "Billy" Sullivan, Jr. is joined by the governors from each of the New England states.



June 30, 1986

John Hannah, who was selected to the Pro Bowl a team record nine times, announces his retirement from the NFL. He retires ranked fourth in the team's record book for games-played with 183.

Historical Dates (Cont.)

- Sept. 21 QB Tony Eason throws for a then team record 414 yards The Patriots lost to Seattle, 38-31, in the game played in Foxboro. Eason was 26 of 45 with three TDs and no interceptions.
- Dec. 7 WR Stanley Morgan establishes a new team record for catches in one season with his 67th catch (had five catches on the day). Morgan, who finished the season with 84 catches, broke Derrick Ramsey's previous mark of 66 catches, set in 1984.
- Dec. 31 NEP Partners purchase a three-year option to buy the Patriots.

1987

- Sept. 13 Patriots become first NFL team to have its games on a French-speaking radio network on a regular basis. CKLM—a 50,000-watt station out of Laval, Quebec, Canada—was the flagship station (others were CJSJ in Ste. Agathe, Que.; CKSL in St. Jovite, Que., and CJER in St. Jerome, Que.). Pierre Donais was the announcer.
- Sept. 13 Patriots begin four-year, five-million dollar contract with WHDH-Radio in Boston.
- Nov. 29 Cornerback Raymond Clayborn ends his consecutive games played streak at 161 when he couldn't play vs. Philadelphia at Sullivan Stadium due to a knee injury suffered the week before vs. Indianapolis on Nov. 22. Clayborn, who went on IR on Nov. 24 (spent rest of season on IR), broke Gino Cappelletti's record of 152 consecutive games-played and Ray Hamilton's 110 consecutive starts.

1988

- July 11 The Patriots retire the number 57 worn by 14-year linebacker Steve Nelson, who had retired following the 1987 season. Nelson played in three Pro Bowls and led the team in tackles for eight years.
- July 28 Victor K. Kiam II, the owner and chief executive officer of Remington Products, Inc. of Bridgeport, Conn., agrees to purchase the team from William H. "Billy" Sullivan, Jr.
- Oct. 28 Victor K. Kiam II becomes majority owner of the Patriots. He will be chairman of the team. Francis W. Murray, the minority owner, is the vice chairman. William H. "Billy" Sullivan, Jr., the founder and previous owner, remains as the team's president. The Kiam, Murray and Sullivan team is known as KMS Limited.
- Dec. 4 Veteran wide receiver Stanley Morgan catches his 500th career reception vs. Seattle.

1989

- Jan. 6 Running back John Stephens is named the Old Spice/NFL Rookie of the Year.

1990

- Sullivan Stadium is renamed Foxboro Stadium.
- Feb. 27 Rod Rust is named the head coach of the Patriots, replacing Raymond Berry (who was relieved of his duties on Feb. 26). Rust, a former Patriots' defensive coordinator, becomes the team's 10th head coach.
- Mar. 14 Former Patriots offensive guard John Hannah and cornerback Mike Haynes are selected to the National Football League's All-1980s team, while current linebacker Andre Tippett was named to the second-team.
- Dec. 20 Sam Jankovich, the University of Miami's Athletic Director from 1982-90, is named the chief executive officer of the Patriots.

1991

- Jan. 7 Dick MacPherson is named head coach of the Patriots, replacing Rod Rust (who was relieved of his duties on Jan. 4). MacPherson, Syracuse University's head coach for the past 10 seasons, becomes the team's 11th head coach.
- May 3 The installation of a natural grass playing surface at Foxboro Stadium is completed.
- July 27 Former Patriots offensive guard John Hannah is inducted into the Pro Football Hall of Fame in Canton, Ohio.

1992

- May 11 James B. Orthwein purchases the controlling interest of the Patriots from Victor K. Kiam II. Orthwein becomes Chairman of the Board of the club while Francis W. Murray, the club's minority owner, becomes President. Sam Jankovich remains the Chief Executive Officer.
- May 21 Patriots begin two-year deal with WLVI-TV (Channel 56) that gives the station the right to televise the team's preseason games as well as a weekly in-season Patriots magazine show.
- Aug. Gino Cappelletti and Nick Buoniconti are inducted into the Patriots Hall of Fame.



Jan. 2, 1994
Patriots' LB Andre Tippett sacked Dolphin QB Scott Mitchell and recorded his 100th career sack. Tippett leads all Patriots with 100 sacks (Julius Adams ranks second with 79.5) and currently ranks 16th on the NFL's all-time list.

Historical Dates (Cont.)



Jan. 21, 1994

Robert K. Kraft becomes the Patriots fourth owner in the club's 35-year history with an agreement to purchase the team from James Orthwein.



Feb. 26, 1994

Patriots fans respond to the sale by purchasing 5,958 season tickets, a Patriots single-day sales record.

1993

- Jan. 9 Sam Jankovich, the Patriots' chief executive officer for the past two seasons, resigns.
- Jan. 21 Bill Parcells is named head coach of the Patriots, replacing Dick MacPherson (who was relieved of his duties on Jan. 8). Parcells becomes the team's 12th head coach. In addition, Patrick Forte is named Executive Vice President of Football Operations and James Hausmann is named Executive Vice President of Business Operations.
- Feb. 25 Patriots designate linebacker Vincent Brown as the club's first transitional player under the new Collective Bargaining Agreement.
- Mar. 31 The Patriots unveil their new logo and uniforms at a press conference at the Four Seasons Hotel in Boston. The new icon features a streamlined head of a minuteman while the primary color of the uniforms changes from red to blue.
- Aug. 18 Bob Dee, Jim Lee Hunt, Steve Nelson and Babe Parilli are inducted into the Patriots Hall of Fame.

1994

- Feb. 25 The sale of the Patriots from James Orthwein to Robert K. Kraft becomes official.
- May 12 Andre Tippett is appointed director of player resources upon his announced retirement.
- June 1 Second-round draft choice Kevin Lee becomes the 10th and final 1994 Patriots draft choice to sign a contract. The 37-day signing period is the fastest reported to the league since the 1970 AFL-NFL merger.
- Nov. The Patriots announce WBCN - 104.1 FM as the team's new radio flagship station after reaching a three-year agreement.
- Dec. 24 The Patriots defeat the Chicago Bears 13-3, clinching the teams first playoff berth since 1986.

1995

- Jan. 1 The Cleveland Browns defeat the Patriots 20-13 in a wild-card playoff game.
- Feb. 9 The Patriots announce Boston's ABC affiliate WCVB-TV (Channel 5) as their preseason television flagship station. WCVB will televise three preseason games and a weekly Patriots show, hosted by Mike Lynch.
- Mar. 29 The Patriots publish their premier issue of *Patriots Football Weekly*, the team's official newspaper.
- Apr. 29 For the first time in franchise history, every home game is sold out before the season begins as the remaining 15,000 tickets are sold individually to non-season ticket holders.

1996

- Feb. 2 The Patriots sign a three-year pact with Bryant College to continue as the host for training camp. The team has held their training camps in Smithfield, R.I. since 1976 and with this extended agreement they will continue through 1998.
- July 20 Owner Robert Kraft signs QB Drew Bledsoe to a seven-year contract extension.
- Sept. 1 The official home page of the New England Patriots (www.patriots.com) launches its new look.
- Dec. 8 The Patriots clinch their second playoff berth in two years by defeating the NY Jets 34-10.
- Dec. 15 The Patriots clinch their first AFC Division title since 1986.
- Dec. 21 The Patriots score 23 unanswered second half points and defeat the NY Giants 23-22 to secure a first-round playoff bye and first home playoff game since 1978. WR Terry Glenn finished the 1996 season with 90 receptions, setting a new league reception record (83 by Earl Cooper - 1980).



Historical Dates (Cont.)

1997

- Jan. 5 The Patriots win their first home playoff game in team history by defeating the Pittsburgh Steelers 28-3 in Foxboro Stadium.
- Jan. 12 Otis Smith's 47-yard fumble return for a touchdown with 2:36 remaining enabled the Patriots to defeat the Jacksonville Jaguars 20-6 and earn their second AFC Championship and a trip to Super Bowl XXXI.
- Jan. 26 The Patriots lose 35-21 to the Green Bay Packers in Super Bowl XXXI. The two teams set a Super Bowl record for most points scored by both teams in the first quarter with 24. The game was the fourth most-watched program in television history.
- Jan. 31 Bill Parcells steps down as head coach of the New England Patriots.
- Feb. 3 The Patriots name Pete Carroll as their 13th head coach. Carroll, former head coach of the New York Jets in 1994, spent the '95 and '96 seasons as defensive coordinator of the San Francisco 49ers.
- Mar. 26 The NFL releases its 1997 regular season schedule and the Patriots are featured on six nationally televised games, including three Monday Night Football contests.
- May 3 Patriots sell out each 1997 regular season contest for the fourth consecutive season. Individual game tickets were sold in just three hours.
- July 26 Former Patriot CB Mike Haynes is inducted into the Pro Football Hall of Fame.
- Aug. 21 The New England Patriots and WBCN - 104.1 FM extended their partnership through 2002.
- Aug. 25 The Patriots introduce the world's first direct to digital nightly video webcast. The webcast contains everything from Patriots player interviews and press conferences to game reviews and previews.
- Sept. 15 Long-time Patriot scout, Robert S. Teahan, died at the age of 76.
- Sept. 21 For third time in team history, and first since 1974, the Patriots started the 1997 season 4-0 with a 31-3 victory over the Chicago Bears.
- Dec. 22 The Patriots clinched their second consecutive AFC East Division Championship with a 14-12 victory over the Miami Dolphins. It was their first back-to-back Division Championship in franchise history and their third playoff appearance in four years. With their victory over the Dolphins, the Patriots finished the 1997 season 7-1 against their division opponents, which tied a franchise record set in 1986. The Patriots set a franchise attendance record during the 1997 season, reporting 1,024,949 fans. It was also just the second time in franchise history that they have eclipsed a million fans in a season.
- Dec. 28 The Patriots won their third home playoff game in two years when they defeated the Miami Dolphins, 17-3.

1998

- Jan. 3 The Patriots lost 7-6 to the Pittsburgh Steelers in the Divisional Playoff round.
- Feb. 23 William H. "Billy" Sullivan Jr., the founder of the New England Patriots, died at the age of 82 in Atlantis, Fla.
- Mar. 5 The Patriots announced the promotion of Andre Tippett, to Assistant Director of Pro Scouting.
- Mar. 9 The Patriots appointed Don Lowery Vice President of Player Development and Community Affairs.
- April 4 The NFL released its schedule for the 1998 season and the Patriots were featured in four nationally televised games, three Monday Night Football contests and one on ESPN Sunday Night. The Patriots' three MNF games tied a team record, which was set in 1980 and equaled in 1997.
- Dec. 13 QB Drew Bledsoe completed a 4-yard pass to TE Lovett Purnell to become the Patriots' all-time leading completion leader, surpassing Steve Grogan (1,876).
- Dec. 20 The Patriots defeat the San Francisco 49ers 24-21 and qualify for the playoffs for the third consecutive year - establishing a franchise record.
- The Patriots extended their consecutive home sellout streak to 51 during their home finale vs. San Francisco.

1999

- Jan. 3 New England was defeated 25-10 by the Jacksonville Jaguars in a Wild Card playoff game.
- Feb 7 Patriots CB Ty Law returns an interception 67-yards for a touchdown to propel the AFC to a 23-10 victory in the Pro Bowl. Law, who was attending the game for the first time, was named co-MVP for his efforts.
- April 1 The NFL announces its 1999 schedule and the Patriots are featured in three nationally televised prime time games at Foxboro Stadium. They will appear in two Sunday night games and one Monday Night Football game, Nov. 17 vs. the New York Jets. It marks the third consecutive year they've hosted a MNF game, following a 15-year absence.
- June "Patriots All-Access," the Patriots weekly television show wins a New England Emmy for Best Sports Series.



Historical Capsule

Professional football arrived in New England on November 16, 1959, when a group of local businessmen, led by former public relations executive William H. "Billy" Sullivan, Jr. was awarded the eighth and final franchise in the new American Football League. One week later, Northwestern University running back Ron Burton was selected as the franchise's first draft choice and Syracuse running back Gerhardt Schwedes was selected as the team's first territorial choice.

Three key personnel decisions were made in the winter of 1960. First, former Boston College head coach Mike Holovak was named director of player personnel. Ed McKeever was hired as the team's first general manager and he selected Lou Saban as the team's first head coach.

One of the first orders of business of the management group was giving the franchise a name and that was accomplished through a public contest. Thousands of entries were submitted to name the team and 74 fans suggested the winning name, the Boston Patriots. Shortly after the franchise name was chosen, *Boston Globe* artist Phil Bissell drew a cartoon of a Minuteman preparing to snap a football and owner Sullivan liked the drawing so much that he selected "Pat Patriot" as the team logo. On April 1, 1960, Boston University Field - the former home of the Boston Braves - was selected as the first home of the Boston Patriots.

The organization's first training camp opened on July 4, 1960 at University of Massachusetts at Amherst. Approximately 350 players reported to the opening of camp, including a large contingent from Boston College. This group would be trimmed to 35 for the start of the regular season. The team's first preseason game was held on July 30 and the Patriots defeated the Buffalo Bills 28-7 at War Memorial Stadium Buffalo. Patriots defensive end Bob Oee recovered a fumble during the game and scored the AFL's first touchdown. The first "home" game was held two weeks later before 11,000 fans at Harvard Stadium and the Pats lost 24-14 to the Dallas Texans. The team's regular season home opener came on September 9 and 21,597 fans at Boston University field watched the team lose to the Denver Broncos 13-10.

The 1963 season saw the Patriots move to Fenway Park for home games, where they claimed their first division crown with a 7-6-1 record. The team lost the AFL title game, 51-10, to the San Diego Chargers. A number of Patriots players emerged as stars in the AFL during the 1960s, including wide receiver and kicker Gino Cappelletti, running back Jim Nance, quarterback Babe Parilli, linebacker Nick Buoniconti, defensive linemen Houston Antwine, Bob Dee, Larry Eisenhauer and Jim Lee Hunt and center Jon Morris.

In 1970, after a decade of playing at four different sites, including Boston University Field, Harvard Stadium, Fenway Park and Boston College Alumni Stadium, the Patriots selected Foxboro as the new home of the team. In March 1971, the team was renamed the New England Patriots. On August 15, 1971, the Patriots played their first game at Schaefer Stadium in Foxboro, defeating the New York Giants 20-14 before a crowd of 60,423 in a preseason contest.

In 1976, the Patriots earned a wild-card playoff berth, but lost to the eventual Super Bowl Champion Oakland Raiders, 24-21. In 1978, the Patriots won their first outright division title in franchise history, but lost to the Houston Oilers on Dec. 31, 31-14, in the first playoff game ever at Foxboro Stadium. During the 1970s several Patriots were regarded to be among the most outstanding players in the league in their positions, including offensive tackle John Hannah, cornerback Mike Haynes and tight end Russ Francis.

In 1982, Foxboro Schaefer Stadium was renamed Sullivan Stadium in honor of the Patriots owner. In 1985, the Patriots gained a wild-card berth in the playoffs and went on to defeat the New York Jets, Los Angeles Raiders and the Miami Dolphins to win their first AFC Championship and a trip to Super Bowl XX. Unfortunately, the Patriots faced one of the dominant teams of the '80s as the Chicago Bears shuffled to a 46-10 Super Bowl victory. Following that season, Patriot greats John Hannah and Julius Adams retired.



Historical Capsule (Cont.)

On July 28, 1988, Remington Products, Inc. Chief Executive Officer Victor Kiam purchased the Patriots from the Sullivan family and retained the team for four years.

In 1990, the Patriots' home field was renamed Foxboro Stadium and the following season natural grass was installed in the stadium for the first time by the stadium's new owner, Boston businessman Robert K. Kraft. On July 27 1991, Hannah became the first Patriot to be inducted into the Pro Football Hall of Fame in Canton, Ohio.

In 1992, St. Louis businessman James B. Orthwein purchased controlling interest of the Patriots and made some dramatic changes, both on and off the field. In 1993, he hired former New York Giants head coach Bill Parcells and a new coaching staff. In addition, he also made some cosmetic changes that spring with the unveiling of a new Patriots logo and the change of primary color from red to blue.

On January 21, 1994, Robert K. Kraft became the franchise's fourth owner when he purchased the team from Orthwein, saving the team from a possible move outside of New England. On May 12, 1994, linebacker Andre Tippett moved from the field to the front office when he announced his retirement. That season, the Patriots closed out the season with a seven-game winning streak to qualify for their first playoff berth since 1985. The Patriots lost to the Cleveland Browns 20-13 in the wild-card playoff game. In 1995, the Patriots produced three Pro Bowl players, including Rookie of the Year running back Curtis Martin. Off the field, the Patriots became the only NFL team to publish an all-color team newspaper "Patriots Football Weekly" and to launch their own web site— www.patriots.com.

The Patriots continued their rise during a memorable 1996 season, winning the AFC Championship and returning to the Super Bowl for the second time in team history. The Patriots finished 11-5 and scored two home playoff wins, 28-3 vs. Pittsburgh and 20-6 vs. Jacksonville, winning the AFC Championship in front of a sold out Foxboro Stadium crowd. The Patriots were defeated by the Green Bay Packers in Super Bowl XXXI, 35-21. The game was the fourth most-watched program in television history attracting some 128,900,000 viewers.

On Feb. 3, 1997, the Patriots hired Pete Carroll as their 13th head coach. In his first season in New England, the Patriots defended their AFC East Division title with a 7-1 record in the division and a 10-6 overall record. It was the Patriots' first back-to-back division titles in franchise history. The Patriots defeated the Miami Dolphins 17-3 in the AFC Wild Card playoffs, extending their playoff home winning streak to three games.

On Sept. 7, 1998, the Patriots became the first professional sports team to produce their own live postgame show to be broadcast live only on the the Internet. "Patriots Live!", debuted following their season-opening Monday Night Football game at Denver. The Patriots continue to be the only team to produce their own nightly video cybercast on the Internet, "Patriots Cyber Sideline."

The Patriots finished 9-7 in 1998 and qualified for the playoffs, marking the third consecutive season they have made the postseason - a team record.

The '99 season will be the sixth consecutive season that the Patriots have sold out every game prior to the start of the season. They currently have sold-out a franchise record 51 consecutive games (as of the end of the 1998 season). Demand for tickets has never been higher, as the waiting list for season tickets has now grown in excess of 50,000 fans.



The Patriots will celebrate their 40th anniversary this season, along with seven other original AFL teams.



Patriots All-Time Roster

Editor's Note: The following list includes players who have accrued at least one season of veteran status.
(*Notes incomplete information for games started.)

A

Name	Pos.	#	College	Years	GP	GS
Abrams, Bobby	LB	50	Michigan	1995	9	1
Acks, Ron	LB	51	Illinois	1972-73	28	27
Adams, Bob	TE	80	Pacific	1973-74	24	12
Adams, George	RB	33	Kentucky	1990-91	18	8
Adams, Sam	OG	61	Prairie View	1972-80	119	90
Adams, Julius	DE	85	Texas Southern	1971-77, 79, 85, 87	206	90
Addison, Tom	LB	53	South Carolina	1960-67	14	11*
Agnew, Ray	DE	92	North Carolina State	1990-94	66	37
Alexander, Rogers	LB	91	Penn State	1987	3	2
Allard, Don	QB	12	Boston College	1962	4	NA
Allen, Marvin	RB	39	Tulane	1988-91	37	3
Andersen, Jason	C	67	BYU	1998	0	0
Anderson, Bob	RB	33	Colorado	1975	5	0
Anderson, Darren	CB	25	Toledo	1992	1	0
Anderson, Ralph	S	49	West Texas State	1973	13	11
Antrum, Glenn	WR	48	Connecticut	1989	1	0
Antwine, Houston	DT	65	Southern Illinois	1961-71	142	58
Armstrong, Bruce	OT	78	Louisville	1987-98	180	180
Arthur, Mike	C	65	Texas A&M	1993-94	44	38
Ashton, Josh	RB	31	Tulsa	1972-74	38	20
Atchason, Jack	OE	NA	Western Illinois	1960	1	NA
Ateasis, Bill	DE	73	Texas	1971	5	0
Atkinson, Ricky	DB	37	S. Connecticut State	1987	1	0
Avezzano, Joe	OC	50	Florida State	1966	3	NA

B

Baab, Mike	C	68	Texas	1988-89	31	28
Bahr, Matt	K	3	Penn State	1993-95	32	0
Bailey, Bill	RB	37	Cincinnati	1969	2	0
Bain, Bill	OT	62	Southern Cal	1986	3	0
Baker, Melvin	WR	83	Texas Southern	1975	1	0
Baldinger, Rich	OL	74	Wake Forest	1993	15	15
Ballou, Mike	LB	51	UCLA	1970	14	4
Banks, Willie	G	78	Alcorn A&M	1973	13	1
Barber, Kantryo	FB	46	West Virginia	1996	0	0
Barker, Jay	QB	7	Alabama	1995	0	0
Barnes, Bruce	P	3	UCLA	1973-74	23	0
Barnes, Pete	LB	59	Southern University	1976-77	25	18
Barnes, Rodrigo	LB	59	Rice	1974-75	6	0
Barnett, Harlon	S	42	Michigan State	1993-94	30	28
Barnett, Troy	DE	98	North Carolina	1994-95	31	15
Bartrum, Mike	TE	86	Marshall	1996-98	41	0
Baty, Greg	TE	85	Stanford	1986-87	21	7
Baumann, Charlie	K	8	West Virginia	1991-92	25	0
Bavaro, David	LB	52	Syracuse	1993-94	21	5
Beach, Walter	DB	26/41	Central Michigan	1960-61	18	NA
Beaudoin, Doug	S	27	Minnesota	1976-79	35	20
Beer, Tom	TE	82	Houston	1970-72	42	12
Bell, Bill	K	8	Kansas	1973	3	0
Bellino, Joe	RB	27	Navy	1965-67	35	1*
Bennett, Phil	LB	52	Miami	1960	2	NA
Benson, Mike	WR	86	S. Connecticut State	1987	0	0
Benson, Thomas	LB	53	Oklahoma	1988	12	0
Berger, Ron	DE	88	Wayne State	1969-72	42	23
Beverly, Randy	DB	27	Colorado State	1970-71	20	3
Bianchini, Frank	RB	30	Hofstra	1987	1	0
Biscaha, Joe	OE	34	Richmond	1960	1	NA
Bishop, Richard	NT	64	Louisville	1976-81	85	51
Black, Mel	LB	94	Eastern Illinois	1986-87	6	2
Blackmon, Don	LB	55	Tulsa	1981-87	89	72
Blahak, Joe	CB	21	Nebraska	1976	2	0
Blanchard, Dick	LB	49	Tulsa	1972	14	1
Blanks, Sid	RB	22	Texas A&I	1969-70	28	0
Bledsoe, Drew	QB	11	Washington State	1993-98	90	89
Bleier, Bob	QB	10	Richmond	1987	3	2
Bolton, Ron	DB	27	Norfolk State	1972-75	55	46

**Patriots All-Time Roster (Cont.)**

Name	Pos.	#	College	Years	GP	GS
Boudreaux, Jim	DE	64	Louisiana Tech.....	1966-68	12	0*
Bowden, Andre	LB	51	Fayetteville State	1995	0	0
Bowman, Jim	S	28	Central Michigan	1985-89	73	12
Boyd, Greg	S	29	Arizona	1973	2	0
Boyd, Greg	DE	65	San Diego State	1977-78	23	0
Bradshaw, Morris	WR	88	Ohio State	1982	8	5
Bramlett, John	LB	57	Memphis State	1969-70	24	23
Brisby, Vincent	WR	82	NE Louisiana.....	1993-98	71	45
Briscoe, Marlin	WR	88	Nebraska-Omaha	1976	14	5
Brock, Pete	C	58	Colorado	1976-87	154	66
Brown, Barry	TE-LB	66	Florida	1969-70	14	13
Brown, Bill E.	LB	54	Syracuse	1960	14	NA
Brown, Corwin	S	30	Michigan	1993-95	61	14
Brown, Monty	LB	93	Ferris State	1996	11	7
Brown, Preston	WR	81	Vanderbilt	1980-1982	14	4
Brown, Roger	S	47	Virginia Tech	1992	16	2
Brown, Sidney	CB	21	Oklahoma	1978	16	0
Brown, Troy	WR/KR	80	Marshall	1993-98	79	6
Brown, Vincent	LB	59	Mississippi Valley St.....	1988-95	123	103
Browning, Dave	DE	74	Washington	1983	12	0
Brune, Fred	DB	33	Ohio State	1960-62	28	NA
Bruschi, Teddy	LB	54	Arizona	1996-98	48	8
Bryant, Hubie	WR	84	Minnesota	1971-72	12	2
Buben, Mark	DL	63	Tufts	1979, 1981	32	4
Bugenhagen, Gary	OT-G	67	Syracuse	1969-70	10	6
Buoniconiti, Nick	LB	85	Notre Dame	1962-68	91	20*
Burke, John	TE	85	Virginia Tech	1994-96	43	12
Burks, Steve	WR	82	Arkansas State.....	1975-77	34	1
Burton, Ron	RB	22	Northwestern.....	1960-65	69	NA
Butts, Marion	RB	44	Florida State	1994	16	15
Byars, Keith	FB	41	Ohio State	1996-97	26	14
Byrd, Dennis	DT	78	North Carolina State	1968	14	14

C

Cade, Eddie	S	41	Arizona State	1995	10	0
Cagle, John	DT-LB-G	62	Clemson	1969	6	1
Calhoun, Don	RB	44	Kansas State	1975-81	94	49
Camarillo, Rich	P	3	Washington	1981-87	85	0
Canale, Justin	OG	63	Mississippi State	1965-68	56	14
Canale, Whit	DE	67	Tennessee	1968	13	0
Canty, Chris	CB	26	Kansas State	1997-98	32	10
Cappadona, Bob	RB	33	Northeastern	1966-67	27	3
Cappelletti, Gino	WR-K-DB	20	Minnesota	1960-70	152	17
Carey, Brian	WR	81	American International	1987	2	0
Carlson, Jeff	QB	17	Weber State	1992	3	2
Carpenter, Rob	WR	81	Syracuse	1991	8	1
Carter, Chris	FS	42	Texas	1997-98	32	0
Carter Kent	LB	51	Southern Cal	1974	2	0
Carter, Tony	FB	30	Minnesota	1998	11	7
Carter, Allen	RB	21	Southern Cal	1975-76	15	0
Carthen, Jason	LB	99	Ohio	1993-94	5	0
Carwell, Larry	DB	41	Iowa State	1969-72	51	38
Cash, Rick	DT	63	N.E. Missouri	1972-73	28	27
Catanho, Alcides	LB	54	Rutgers	1995	12	0
Cavanaugh, Matt	QB	12	Pittsburgh	1978-82	52	15
Caveness, Ron	LB		Arkansas	1968-69	NA	NA
Chandler, Al	TE	82	Oklahoma	1976-79	39	6
Chandler, Edgar	LB	50	Georgia	1973	12	11
Chapple, Dave	P	10	UC-Santa Barbara	1974	5	0
Charles, John	DB	25	Purdue	1967-69	39	37
Cheyunski, Jim	LB	50	Syracuse	1968-72	66	55
Childress, Fred	OG	61	Arkansas	1991	15	1
Chilton, Gene	C	63	Texas	1990-92	36	35
Christy, Richard	RB	23	North Carolina	1960	13	NA
Chung, Eugene	OL	69	Virginia Tech	1992-94	34	30
Cindrich, Ralph	LB	55	Pittsburgh	1972	12	3
Clark, Allan	RB	35	Northern Arizona	1979-80	27	0
Clark, Gail	LB	54	Michigan State.....	1974	8	0
Clark, Phil	DB	22	Northwestern	1971	2	0

**Patriots All-Time Roster (Cont.)**

Name	Pos.	#	College	Years	GP	GS
Clark, Steve	DE	65	Kansas State	1981	7	0
Clayborn, Raymond	CB	26	Texas	1977-89	191	165
Clay, Willie	FS	32	Georgia Tech	1996-98	48	48
Clayton, Stan	OT	76	Penn State	1990	11	3
Cloutier, Dave	DB	28	Maine	1964	12	NA
Coates, Ben	TE	87	Livingstone	1991-98	126	90
Cobbs, Duffy	DB	43	Penn State	1987	3	0
Coffey, Wayne	WR	83	SW Texas State	1987	3	2
Cohen, Abe	OG	62	Tennessee-Chattanooga	1960	14	NA
Colclough, Jim	WR	81	Boston College	1960-68	124	6
Coleman, Dennis	LB	53	Mississippi	1971	8	0
Coleman, Eric	DB	22	Wyoming	1989	8	0
Coleman, Pat	WR	47	Mississippi	1990	1	0
Collins, Todd	LB	54	Carson-Newman	1992-94, 96-98	76	53
Collins, Tony	RB	33	East Carolina	1981-87	102	83
Collons, Ferric	DE	92	California	1995-98	50	27
Colon, Harry	S	40	Missouri	1991	16	14
Colton, George	OT	63	Maryland	1987	3	3
Condon, Tom	OG	63	Boston College	1985	1	0
Conn, Dick	S	22	Georgia	1975-79	45	1
Cook, Marv	TE	85	Iowa	1989-93	80	59
Cooks, Terrence	LB	58	Nicholls State	1989	3	0
Corbett, Steve	OG	62	Boston College	1975	14	0
Corcoran, Jim	QB	15	Maryland	1968	2	0
Corsetti, Rico	LB	93	Bates	1987	2	0
Costict, Ray	LB	55	Mississippi State	1977-79	46	7
Cottrell, Dana	LB	45	Syracuse	1998	2	0
Cowan, Larry	RB	44	Jackson State	1982	6	0
Crabtree, Eric	WR	10	Pittsburgh	1971	6	4
Crawford, Elbert	OL	65	Arkansas	1990-91	30	16
Crawford, Jim	RB	30	Wyoming	1960-64	54	NA
Crawford, Vernon	LB	99	Florida State	1997-98	32	1
Creswell, Smiley	DE	92	Michigan State	1985	0	0
Crittenden, Ray	WR	81	Virginia Tech	1993-94	32	4
Croom, Corey	RB	26	Ball State	1993-95	43	2
Cross, Bob	OT	77	Kilgore C.C.	1960	4	NA
Crouthamel, Jake	RB	34	Dartmouth	1960	2	NA
Crow, Albert	DT	72	William & Mary	1960	3	NA
Crump, George	DE	91	East Carolina	1982-83	0	0
Crump, Harry	RB	31	Boston College	1963	14	NA
Cryder, Bob	OG	75	Alabama	1978-83	75	36
Cudzik, Walt	OC	54	Purdue	1960-63	56	NA
Cullors, Derrick	RB	29	Murray State (Ky)	1997-98	31	1
Cunningham, Jay	DB	21	Bowling Green	1965-67	40	1*
Cunningham, Sam	RB	39	Southern Cal	1973-79, 81-82	107	94
Currier, Bill	DB	28	South Carolina	1980	16	0
Cusick, Pete	NT	76	Ohio State	1975	13	0

D

Damkroger, Maury	LB	51	Nebraska	1974	11	0
Danenbauer, Bill	DE	77	Emporia	1960	3	NA
Davis, Elgin	RB	40	Central Florida	1987-88	9	0
Davis, Greg	K	5	Citadel	1989	9	0
Davis, Jack	OG	65	Maryland	1960	14	NA
Dawson, Bill	TE-DE	NA	Florida State	1965	9	NA
Dawson, Lin	TE	87	N.C. State	1981-90	105	75
Dee, Bob	DE	89	Holy Cross	1960-67	112	112
Dellenbach, Jeff	C	66	Wisconsin	1995	17	5
Delucca, Gerry	OT	74	Middle Tennessee State	1960-64	19	NA
DeOssie, Steve	LB	99	Boston College	1994-95	32	0
Denson, Damon	G	61	Michigan	1997-98	12	4
DeRiggi, Fed	DT	71	Syracuse	1990	2	0
Dimitroff, Tom	QB	15	Miami (Ohio)	1960	3	NA
Disenzo, Tony	OT	76	Michigan State	1960	5	NA
Doig, Steve	LB	59	New Hampshire	1986-87	6	0
Dombroski, Paul	DB	47	Linfield	1981-84	36	0
Donnalley, Kevin	DB	23	N. Dakota State	1981	1	0
Dorsey, Nate	DE	66	Mississippi Valley St.	1973	2	0
Douglas, David	G	67	Tennessee	1989-90	16	6

**Patriots All-Time Roster (Cont.)**

Name	Pos.	#	College	Years	GP	GS
Dowling, Brian	QB	14	Yale	1972-73	25	0
Dressler, Doug	RB	44	Chico State	1975	5	0
Dukes, Mike	LB	54	Clemson	1964-65	25	NA
DuLac, Bill	OG	68	Eastern Michigan	1974-75	26	2
Dumler, Doug	OC	58	Nebraska	1973-75	42	3
Dupard, Reggie	RB	21	Southern Methodist	1986-89	37	7
Durko, Sandy	S	22	Southern Cal	1973-74	25	18
Dykes, Hart Lee	WR	88	Oklahoma State	1989-90	26	16

E

Eason, Tony	QB	11	Illinois	1983-89	72	49
Eaton, Chad	DT	90	Washington State	1996-98	35	15
Edmonds, Randy	LB	51	Georgia Tech	1971	14	0
Edwards, Robert	RB	47	Georgia	1998	16	15
Edwards, Tim	DE	98	Delta State	1992	14	1
Egu, Patrick	RB	33	Nevado-Reno	1989	7	0
Eisenhauer, Larry	DE	72	Boston College	1961-69	115	NA
Ellard, Henry	WR	17	Fresno State	1998	5	0
Ellis, Ed	T	66	Buffalo	1997	8	0

F

Fairchild, Paul	OG	66	Kansas	1984-90	84	38
Falcon, Terry	OG	68	Montana	1978-79	18	0
Farmer, Lonnie	LB	55	Tennessee-Chattanooga	1964-66	31	NA
Farrell, Sean	OG	62	Penn State	1987-90	43	43
Feacher, Ricky	WR	83	Mississippi Valley St.	1976	3	0
Feagles, Jeff	P	6	Miami (Fla.)	1988-89	32	0
Feehery, Gerry	G	63	Syracuse	1989	0	0
Feggins, Howard	CB	36	UNC-Charlotte	1989	11	0
Feldhausen, Paul	OT	66	Northland	1968-69	2	0
Felt, Dick	DB	24	Brigham Young	1962-66	52	NA
Ferguson, Vagas	RB	43	Notre Dame	1980-82	31	21
Flick, Tom	QB	10	Washington	1982	3	0
Floyd, Chris	FB	37	Michigan	1998	16	2
Flutie, Doug	QB	2	Boston College	1987-89	17	13
Foreman, Chuck	RB	22	Miami (Fla.)	1980	16	0
Forte, Ike	RB	38	Arkansas	1976-77	23	1
Foster, Will	LB	55	Eastern Michigan	1973-74	21	1
Fox, Tim	S	48	Ohio State	1976-81	91	91
Frain, Todd	TE	44	Nebraska	1987	3	2
Francis, Russ	TE	85	Oregon	1975-80, 87-88	92	83
Franklin, Arnold	TE	87	North Carolina	1987	14	0
Franklin, Tony	K	1	Texas A&M	1984-87	62	0
Fraser, Jim	LB-P	NA	Wisconsin	1966	14	NA
Frazier, Charley	WR	81	Texas Southern	1969-70	23	13
Frisch, David	TE	88	Colorado State	1995	2	0
Fryar, Irving	WR	80	Nebraska	1984-92	129	104
Fullington, Darrell	S	29	Miami (Fla.)	1991	5	0
Funchess, Tom	OT	73	Jackson State	1968-70	39	39
Fussell, Tom	DE	83	Louisiana State	1967	12	2

G

Gadbois, Dennis	WR	48	Boston	1987-88	5	1
Gaiter, Tony	WR	17	Miami	1997-98	1	0
Gallaher, Allen	OT	64	Southern Cal	1974	14	0
Gamble, R.C.	RB	13	South Carolina State	1968-69	27	14
Gambol, Chris	OL	74	Iowa	1990	16	15
Gannon, Chris	DE	91	SW Louisiana	1990-93	36	3
Garcia, Teddy	K	7	NE Louisiana	1988	16	0
Gardin, Ron	WR	37	Arizona	1971	8	0
Garrett, Carl	RB	30	New Mexico Highlands	1969-72	51	42
Garrett, J.D.	RB	32	Grambling State	1964-67	40	0*
Garron, Larry	RB	40	Western Illinois	1960-68	18	12
Gash, Sam	RB	33	Penn State	1992-97	88	36
Geddes, Bob	LB	59	UCLA	1973-75	24	6
Germany, Willie	S	29	Morgan State	1976	10	0
Gibson, Ernest	CB	43	Furman	1984-88	67	14
Gillen, John	LB	54	Illinois	1983	8	0
Gipson, Paul	RB	46	Houston	1973	5	0
Gisler, Mike	G	67	Houston	1993-97	73	7
Gladioux, Bob	RB	24	Notre Dame	1969-72	43	5

**Patriots All-Time Roster (Cont.)**

Name	Pos.	#	College	Years	GP	GS
Glenn, Terry	WR	88	Ohio State	1996-98	34	33
Glenn, Vencie	DB	25	Indiana State	1986	4	0
Goad, Tim	NT	72	North Carolina	1988-94	109	105
Gogolak, Charlie	K	7	Princeton	1970-72	26	0
Golden, Tim	LB	59	Florida	1982-84	40	1
Golic, Bob	LB	51	Notre Dame	1979-81	33	12
Gonzalez, Noe	RB	38	SW Texas State	1974	2	0
Gordon, Steve	OL	66	California	1992-93	0	0
Gordon, Tim	S	41	Tulsa	1991-92	21	15
Graff, Neil	QB	15	Wisconsin	1974-75	25	2
Graham, Art	WR	84	Boston College	1963-68	75	17*
Graham, Hason	WR	81	Georgia	1995-96	19	1
Graham, Milt	OT	70	Colgate	1961-63	28	NA
Granby, John	DB	25	Virginia Tech	1992	0	0
Grant, Rupert	FB	34	Howard	1995	7	1
Graves, White	DB	44	Louisiana State	1965-67	40	0
Gray, Leon	OT	70	Jackson State	1973-78	78	77
Green, David	RB	38	Boston College	1995	2	0
Green, Jerry	RB	45	Georgia Tech	1960	2	NA
Greene, Tom	QB	14	Holy Cross	1960	10	NA
Grier, Marrio	RB	35	Tennessee-Chattanooga	1996-97	32	0
Griffith, Richard	TE	88	Arizona	1993	3	0
Grogan, Steve	QB	14	Kansas State	1975-90	149	131
Guyton, Myron	SS	29	Eastern Kentucky	1994-95	30	30
Guzik, John	NT	97	Ohio	1987	3	2
H						
Hagen, Halvor	G-DE	62	Weber State	1971-72	26	15
Haggerty, Mike	OT-DE	75	Miami (Ohio)	1971	14	13
Haley, Darryl	OG	68	Utah	1982-84, 86	57	24
Hall, Ron	DB	23	Missouri Valley	1961-67	88	3
Hamilton, Ray	DE	71	Oklahoma	1973-81	132	117
Hammond, Kim	QB	15	Florida State	1969-70	4	0
Hannah, John	OG	73	Alabama	1973-85	183	183
Hanneman, Craig	DE	74	Oregon State	1974-75	20	3
Hansen, Brian	P	10	Sioux Falls	1990	16	0
Hansen, Bruce	RB	24	Brigham Young	1987	6	2
Hare, Eddie	P	8	Tulsa	1979	16	0
Harlow, Pat	OT	77	Southern Cal	1991-95	74	64
Harris, Marshall	DE	78	Texas Christian	1983	6	2
Harris, Rickie	DB	25	Arizona	1971-72	28	21
Harris, Ronnie	WR/KR	84	Oregon	1993-94	5	0
Hartley, Ken	P	7	Catawba	1981	2	0
Harvey, Richard	LB	58	Tulane	1990	16	9
Hasselbeck, Don	TE	80	Colorado	1977-83	86	27
Hauck, Tim	FS	40	Montana	1990	10	0
Hauser, Art	DT	67	Xavier	1960	8	NA
Hawkins, Mike	OLB	59	Texas A&I	1978-81	59	45
Hawkins, Steve	WR	80	Western Michigan	1994	7	0
Hawthorne, Greg	WR-RB	27	Baylor	1984-86	43	11
Hayman, Conway	OG	65	Delaware	1972	0	0
Haynes, Mike	CB	40	Arizona State	1976-82	90	86
Henderson, Jerome	CB	36	Clemson	1991-93, 1996	39	10
Hendley, David	DB	28	S. Connecticut State	1987	2	0
Henke, Karl	OT	80	Tulsa	1969	10	7
Hennessey, Tom	DB	30	Holy Cross	1965-66	28	NA
Henson, Luther	NT	70	Ohio State	1982-84	21	2
Herline, Alan	P	6	Vanderbilt	1987	3	0
Herock, Ken	LB	36	West Virginia	1969	6	0
Herron, Mack	RB	42	Kansas State	1973-75	35	20
Hinton, Eddie	WR	82	Oklahoma	1974	9	1
Hitchcock, Jimmy	CB	31	North Carolina	1995-97	36	20
Hobby, Marion	DE	60	Tennessee	1990-92	42	8
Hodge, Milford	DE	97	Washington State	1986-89	49	8
Hodson, Tommy	QB	13	Louisiana State	1990-92	32	12
Hoey, George	DB	23	Michigan	1972-73	25	18
Holcomb, Sean	LB	60	Texas A&I	1995	0	0
Holloway, Brian	OT	76	Stanford	1981-86	88	77

**Patriots All-Time Roster (Cont.)**

Name	Pos.	#	College	Years	GP	GS
Holmes, Darryl	FS	41	Ft. Valley State	1987-89	44	3
Holmes, Ernie	NT	63	Texas Southern	1978	3	0
Howard, Bob	CB	24	San Diego State	1975-77	37	15
Howard, David	LB	99	Long Beach State	1991-92	32	15
Huarte, John	QB	7	Notre Dame	1966-67	18	0*
Hubach, Mike	P	6	Kansas	1980-81	21	0
Hudson, Bill	DT	NA	Clemson	1965	NA	NA
Hunt, Jim Lee	DT	79	Prairie View	1960-71	141	55*
Hunt, Kevin	OT	62	Doane	1973	1	0
Hunt, Sam	LB	50	Stephen F. Austin	1974-79	84	82
Hunter, Ivy Joe	RB	45	Kentucky	1991	13	10
Hurst, Maurice	CB	37	Southern	1989-95	104	101
Hutson, Brian	SS	36	Mississippi State	1990	2	0
Hyland, Bob	OC	60	Boston College	1977	3	0

I

Ilg, Ray	LB	45	Colgate	1967-68	28	3
Imhof, Martin	DE	64	San Diego State	1975	5	3
Ingram, Brian	LB	51	Tennessee	1982-85	39	0
Irwin, Heath	G	63	Colorado	1996-98	29	3
Israel, Steve	CB	21	Pittsburgh	1997-98	16	7
Ivory, Horace	RB	23	Oklahoma	1977-81	45	12

J

Jackson, Harold	WR	29	Jackson State	1978-81, 87	64	62
Jackson, Honor	DB	29	Pacific	1972-73	20	12
Jacobs, Harry	DE-LB	83	Bradley	1960-62	23	NA
Jacobs, Ray	DT	87	Howard Payne	1969	8	5
Jagielski, Harry	DT	73	Indiana	1960-61	19	NA
James, Craig	RB	32	Southern Methodist	1984-88	52	33
James, Roland	SS	38	Tennessee	1980-90	145	122
Janik, Tom	DB-P	21	Texas A&I	1969-71	42	3
Jarostchuk, Ilia	LB	50	New Hampshire	1990	12	1
Jarvis, Ray	WR	87	Norfolk State	1979	7	0
Jefferson, Shawn	WR	84	Central Florida	1996-98	47	45
Jells, Dietrich	WR	83	Pittsburgh	1996-97	18	1
Jenkins, Ed	RB	30	Holy Cross	1974	3	0
Jeter, Gary	DE	99	Southern Cal	1989	14	0
Johnson, Andy	RB	32	Georgia	1974-76, 78-81	94	43
Johnson, Billy	DB	47	Nebraska	1966-69	32	4
Johnson, Damian	OG	68	Kansas State	1990	16	6
Johnson, Daryl	DB	23	Morgan State	1968-71	42	41
Johnson, Ellis	RB	38	S.E. Louisiana	1965-66	28	NA
Johnson, Joe	OE	24	Boston College	1960-61	13	NA
Johnson, Mario	DL	98	Missouri	1993	6	0
Johnson, Preston	RB	48	Florida A&M	1968	3	0
Johnson, Steve	TE	85	Virginia Tech	1988	14	3
Johnson, Ted	LB	52	Colorado	1995-98	57	57
Jones, Aaron	DE	97	Eastern Kentucky	1993-95	37	1
Jones, Cedric	WR	83	Duke	1982-90	120	37
Jones, Ezell	OT	74	Minnesota	1969-70	15	0
Jones, Mike	DE	96	North Carolina State	1994-97	61	37
Jones, Tebucky	CB	34	Syracuse	1998	16	0
Jones, Todd	OL	63	Texas A&M	1993	4	0
Jordan, Shelby	OT	74	Washington (Mo.)	1975, 77-82	95	87
Jordan, Tim	LB	93	Wisconsin	1987-89	30	10

K

Kadziel, Roin	LB	52	Stanford	1972	14	1
Kapp, Joe	QB	11	California	1970	11	10
Kecman, Dan	LB	NA	Maryland	1970	1	0
Keeton, Durwood	S	29	Oklahoma	1975	12	0
Kerrigan, Mike	QB	19	Northwestern	1983-84	2	0
Key, David	S	26	Michigan	1991	3	0
Khayat, Ed	DT	73	Tulane	1966	14	NA
Kimber, Bill	OE	86	Florida State	1961	4	NA
Kiner, Steve	LB	57	Tennessee	1971, 73	28	28
King, Claude	RB	41	Houston	1962	14	NA

**Patriots All-Time Roster (Cont.)**

ame	Pos.	#	College	Years	GP	GS
King, Steve	LB	52	Tulsa	1973-81	124	40
Klein, Dick	OT	62	Iowa State	1961-62	24	NA
Knief, Gayle	WR	84	Morningside	1970	3	0
Koontz, Ed	LB	54	Catawba	1968	6	1
Krakau, Merv	LB	53	Iowa State	1978	1	0
Kratch, Bob	G	61	Iowa	1994-96	40	36
Kuehn, Art	OC	78	UCLA	1983	2	0

L

Ladd, Anthony	WR	18	Cincinnati	1998	4	0
LaFreniere, Bill	WR		Northeastern	1987	0	0
Lambert, Dion	DB	28	UCLA	1992-93	30	4
Landy, Anthony	RB	35	Stephen F. Austin	1990	0	0
Lane, Max	OT	68	Navy	1994-98	78	59
Larson, William	RB	34	Western Illinois	1960	1	NA
Lassiter, Ike	DE	87	St. Augustine's	1970-71	19	16
Law, Ty	CB	24	Michigan	1995-98	59	51
Lawson, Jamie	RB	29	North Carolina State	1990	1	0
Lawson, Odell	RB	32	Langston	1970-71	16	3
LeBlanc, Michael	RB	27	Stephen F. Austin	1987	4	2
Lee, John	DE	66	Nebraska	1981	4	4
Lee, Keith	DB	94	Colorado State	1981-84	54	8
Lee, Kevin	WR	86	Alabama	1994-95	7	2
Lee, Robert	G	60	Missouri	1960	8	NA
Legette, Burnie	RB	35	Michigan State	1993-94	10	0
Lenkaitis, Bill	C	67	Penn State	1971-81	151	119
Leo, Bobby	WR	24	Harvard	1967-68	3	0
Leo, Charlie	OG	63	Indiana	1960-62	34	NA
Lewis, Bill	C	75	Nebraska	1993	7	5
Lewis, Vernon	CB	43	Pittsburgh	1993-96	44	2
Lindquist, Paul	DT	67	New Hampshire	1961	2	NA
Lingner, Adam	OL	66	Illinois	1986	0	0
Linne, Larry	WR	80	Texas-El Paso	1987	3	3
Lippett, Ronnie	DB	42	Miami (Fla.)	1983-88, 90-91	122	111
Livingston, Walt	RB	24	Heidelberg	1960	3	NA
Lockhart, Eugene	LB	51	Houston	1991-92	32	21
Lockwood, Scott	RB	40	Southern Cal	1992-93	4	0
Lofton, Oscar	OE	86	S.E. Louisiana	1960	14	NA
Lofton, Steve	CB	38	Texas A&M	1997	10	0
Long, Charlie	G	76	Tennessee-Chattanooga	1961-69	124	17
Long, Mike	OE	87	Brandeis	1960	2	NA
Lott, Billy	RB	32	Mississippi	1961-63	35	NA
Loudd, Rommie	LB	60	UCLA	1961-62	27	NA
Loukas, Angelo	G	66	Northwestern	1970	2	0
Lowery, Nick	K	7	Dartmouth	1978	2	0
Lowry, Orlando	LB	91	Ohio State	1989	2	0
Lucas, Ray	WR	15	Rutgers	1996	2	0
Lunsford, Mel	DE	72	Central State (Ohio)	1973-80	92	74

M

Mahoney, John "Butch"	-	NA	American International	1961	NA	NA
Maitland, Jack	RB	40	Williams	1971-72	27	0
Mallory, Irvin	DB	43	Virginia Union	1971	2	0
Mangiero, Dino	NT	96	Rutgers	1987	2	0
Mangum, John	DT	74	Southern Mississippi	1966-67	28	5*
Marion, Fred	FS	31	Miami (Fla.)	1982-91	144	113
Marsh, Aaron	WR	29	Eastern Kentucky	1968-69	28	16
Marshall, Al	WR	88	Boise State	1974	4	0
Martin, Curtis	RB	28	Pittsburgh	1995-97	45	43
Martin, Donald	CB	38	Yale	1973	14	2
Martin, Sammy	WR	82	Louisiana State	1988-91	40	1
Mason, Dave	S	28	Nebraska	1973	8	1
Mass, Wayne	OT	75	Miami (Fla.)	1972	6	0
Massey, Jim	CB	47	Linfield	1974-75	15	1
Match, Trevor	OC	64	Brigham Young	1985-88	26	11
Matthews, Bill	LB	53	South Dakota State	1979-81	48	10
Matthews, Henry	RB	35	Michigan State	1972	3	3
May, Art	DE	71	Tuskegee	1971	11	5
McAlister, James	RB/KR	37	UCLA	1978	16	0
McCabe, Jerry	LB	52	Holy Cross	1987	3	3

**Patriots All-Time Roster (Cont.)**

Name	Pos.	#	College	Years	GP	GS
McCaill, Bob	RB	24	Arizona	1973	8	1
McCarthy, Shawn	P	11	Purdue	1991-92	29	0
McComb, Don	DE	85	Villanova	1960	1	NA
McCray, Prentice	S	34	Arizona State	1974-80	81	65
McCurry, Dave	S	40	Iowa State	1974	2	0
McDougald, Doug	DE	70	Virginia Tech	1980	8	0
McGee, George	OT	75	Southern	1960	14	NA
McGee, Tony	DE	78	Bishop (Texas)	1974-81	119	37
McGinest, Willie	LB	55	Southern Cal	1994-98	68	58
McGovern, Rob	LB	58	Holy Cross	1992	4	0
McGrew, Lawrence	LB	50	Southern Cal	1980-89	122	74
McGruder, Scooter	CB	27	Kent State	1996-97	17	0
McHale, Joe	LB	55	Delaware	1987	3	0
McKay, Bob	OT	66	Texas	1976-78	39	16
McKinnon, Don	LB	51	Dartmouth	1963-64	17	NA
McMahon, Art	DB	28	N.C. State	1968-72	43	7
McMurtry, Greg	WR	86	Michigan	1990-93	58	41
McNeil, Emmanuel	NT	92	Tennessee-Martin	1989	1	0
McQuay, Leon	RB	31	Tampa	1975	13	0
McSwain, Chuck	RB	32	Clemson	1987	3	1
McSwain, Rod	CB	23	Clemson	1984-90	90	17
Meggett, David	RB	22	Towson State	1995-97	48	3
Meixler, Ed	LB	NA	Boston	1965	4	NA
Melander, Jon	OG	64	Minnesota	1991	11	3
Mildren, Jack	S	45	Oklahoma	1974	14	10
Millen, Hugh	QB	7	Washington	1991-92	20	20
Miller, Al	RB	32	Boston College	1960	14	NA
Miller, Dan	K		Miami (Fla.)	1982	2	0
Milloy, Lawyer	SS	36	Washington	1996-98	48	42
Mirich, Rex	DT	76	Northern Arizona	1970	7	1
Mitchell, Leroy	DB	41	Texas Southern	1967-68	28	28
Mitchell, Brandon	DE	98	Texas A&M	1997-98	19	1
Montier, Mike	OT	64	Colorado	1969-72	53	50
Moore, Arthur	DT	75	Tulsa	1973-77	29	0
Moore, Brandon	OT	70	Duke	1993-95	26	0
Moore, Greg	LB	54	Tennessee-Chattanooga	1987	3	3
Moore, Leroy	DE	61	Ft. Valley State	1961-62	19	NA
Moore, Marty	LB	58	Kentucky	1994-98	78	8
Moore, Steve	OT	67	Tennessee State	1983-87	52	31
Moore, Will	WR	83	Texas Southern	1995	16	13
Morgan, Stanley	WR	86	Tennessee	1977-89	180	165
Morris, Jamie	RB	24	Michigan	1990	5	0
Morris, Jon	OC	56	Holy Cross	1964-74	130	82
Morris, Guy	OC	75	Texas Christian	1984-87	53	22
Mosier, John	TE	88	Kansas	1973	2	2
Moss, Roland	TE	86	Toledo	1971	14	6
Moss, Zelross	T	77	Alabama State	1997-98	29	29
Mowatt, Zeke	TE	81	Florida State	1990	10	0
Murphy, Bill	WR	31	Cornell	1968	6	5
Murphy, Jim	QB	7	Northeastern	1998	0	0

N

Nance, Jim	RB	35	Syracuse	1965-71	94	66*
Naposki, Eric	LB	49	Connecticut	1988-89	4	0
Neighbors, Billy	OG	73	Alabama	1962-65	56	NA
Nelson, Edmund	DE	65	Auburn	1988	12	1
Nelson, Steve	LB	57	N. Dakota State	1974-87	174	173
Neumann, Tom	RB	36	Northern Michigan	1963	10	NA
Neville, Tommy	OT	77	Mississippi	1965-77	160	114*
Nichols, Bob	TE	87	Boston	1967-68	15	1

O

O'Hanley, Ross	DB	25	Boston College	1960-65	63	NA
O'Neill, Pat	P	5	Syracuse	1994-95	24	0
Oakes, Don	OT	71	Virginia Tech	1963-68	27	16
Osley, Willie	CB	37	Illinois	1974	10	4
Outlaw, John	DB	44	Jackson State	1969-72	33	19
Overton, Don	RB	29	Fairmont State	1990	7	0
Owen, Tom	QB	17	Wichita State	1976-81	12	1
Owens, Dennis	NT	98	N.C. State	1982-86	71	44

**Patriots All-Time Roster (Cont.)****P**

Name	Pos.	#	College	Years	GP	GS
Parilli, Babe	QB	15	Kentucky	1961-67	94	11
Patrick, Mike	P	2	Mississippi State	1975-78	43	0
Patton, Jerry	DE	72	Nebraska	1975	3	3
Pennywell, Carlos	WR	88	Grambling State	1978-81	48	2
Peoples, George	RB	35	Auburn	1983	16	0
Perkins, Willis	OG	NA	Texas Southern	1961	1	NA
Perryman, Robert	RB	34	Michigan	1987-89	41	31
Peterson, Joe	CB	45	Nevada-Reno	1987	3	3
Philips, Jess	RB	35	Michigan State	1976-77	27	0
Phillpott, Ed	LB	52	Miami (Ohio)	1967-71	68	53
Pickering, Clay	WR	48	Maine	1987	1	0
Pitts, Mike	DE	93	Alabama	1993-94	32	31
Plunkett, Art	OT	70	UNLV	1985, 87	22	1
Plunkett, Jim	QB	16	Stanford	1971-75	61	61
Pool, David	CB	27	Carson-Newman	1991-92	31	17
Pope, Ken	CB	41	Oklahoma	1974	4	0
Porell, Tom	NT	65	Boston College	1987	1	1
Porter, Willie	DB	27	Texas Southern	1968	13	0
Posey, David	K	9	Florida	1978	0	0
President, Andre	TE	88	Angelo State	1995	1	0
Prestridge, Luke	P	17	Baylor	1984	9	0
Price, Kenny	LB	54	Iowa	1971	1	0
Proffit, Eugene	DB	22	Yale	1986-88	5	0
Pruett, Perry	DB	39	North Texas State	1971	11	1
Puetz, Garry	OG	77	Valparaiso	1979-81	36	5
Purnell, Lovett	TE	48-85	West Virginia	1996-98	34	7
Purvis, Vic	WR	31	Southern Mississippi	1966-67	16	0*
Pyne, George	OT	75	Olivet	1965	14	NA

R

Rademacher, Bill	WR	33	N. Michigan State	1969-70	27	5
Rakoczy, Gregg	OL	71	Miami (Fla.)	1991-92	21	4
Ramsey, Derrick	TE	88	Kentucky	1983-85	46	23
Ramsey, Tom	QB	12	UCLA	1985-88	21	4
Ratkowski, Ray	RB	23	Notre Dame	1961	1	NA
Ray, Eddie	RB-P	36	Louisiana State	1970	5	1
Ray, Terry	S	23	Oklahoma	1993-96	63	24
Redding, Reggie	OL	70	Cal State-Fullerton	1992	14	14
Reed, Benton	DE	71	Mississippi	1987	3	3
Rehberg, Scott	T	60	Central Michigan	1997-98	8	0
Rehder, Tom	OT	76	Notre Dame	1988-89	32	0
Reilly, Kevin	LB	55	Villanova	1975	4	1
Rembert, Johnny	LB	52	Clemson	1983-92	126	72
Reynolds, Bob	OT	74	Bowling Green	1972-73	20	14
Reynolds, Ed	LB	95	Virginia	1983-91	119	34
Reynolds, Ricky	CB	21	Washington State	1994-96	42	35
Reynolds, Tom	WR	21	San Diego State	1972	12	0
Rheams, Leonta	DL	75	Houston	1998	6	0
Rice, Rodney	DB	43	Brigham Young	1989	10	0
Richards, Dave	OL	62	UCLA	1996	5	0
Richardson, Al	DE	79	Grambling State	1960	3	NA
Richardson, Jesse	DT	75	Alabama	1962-64	42	NA
Richardson, Tom	WR	49	Jackson State	1969-70	15	0
Robbins, Randy	S	48	Arizona	1992	15	15
Roberts, Tim	DE	94	Southern Mississippi	1995	13	12
Roberts, William	G	76	Ohio State	1995-96	32	27
Robinson, Bo	RB	41	West Texas State	1984	16	1
Robinson, Greg	OT	61	Sacramento State	1987	3	3
Robinson, Junior	CB	27	East Carolina	1990	16	0
Robinson, Rex	K	NA	Georgia	1982	3	0
Robotti, Frank	LB-RB	51	Boston College	1961	12	NA
Rogers, Doug	DE	65	Stanford	1984	12	0
Romaniszyn, Jim	LB	53	Edinboro State (Pa.)	1976	11	2
Romeo, Tony	TE	86	Florida State	1962-67	75	0*
Romine, Al	DB	46	Florence State	1961	1	NA
Rowe, Dave	DT	76	Penn State	1971-73	42	33
Rucci, Todd	OG	71	Penn State	1993-98	69	60

**Patriots All-Time Roster (Cont.)**

Name	Pos.	#	College	Years	GP	GS
Rucker, Reggie	WR	33	Boston	1971-74	43	38
Rudolph, Jack	LB	80	Georgia Tech	1960-65	56	NA
Russ, Bernard	LB	51	West Virginia	1997-98	3	0
Russell, Leonard	RB	32	Arizona State	1991-93	43	40
Rutledge, Rod	TE	83	Alabama	1998	16	4
Ruth, Mike	NT	65	Boston College	1986-87	8	0

S

Sabb, Dwayne	LB	95	New Hampshire	1992-96	73	24
Sacco, Frank	LB	95	Fordham	1987	2	0
Sagapolutele, Pio	DT	75	San Diego State	1996	15	10
Saltz, Lee	QB	12	Temple	1992	0	0
Sanders, John	S	25	South Dakota	1974-76	30	24
Sandham, Todd	OG	72	Northeastern	1987	2	0
Sanford, Rick	FS	25	South Carolina	1979-84	89	53
Saranovitz, Brian	OG	70	New Hampshire	1987	0	0
Sardisco, Tony	OG	64	Tulane	1960-62	40	NA
Satcher, Doug	LB	58	Southern Mississippi	1966-68	28	26
Sawyer, Jon	CB	31	Cincinnati	1987	2	0
Saxon, Mike	P	4	San Diego State	1993	16	0
Scarpito, Bob	WR-P	46	Notre Dame	1968	14	0
Schaum, Greg	DE	76	Michigan State	1978	14	0
Schmidt, Bob	OT	74	Minnesota	1964	14	NA
Scholtz, Bruce	LB	51	Texas	1989	8	2
Schottenheimer, Marty	LB	54	Pittsburgh	1969-70	23	5
Schroeder, Bill	WR	18	Wisconsin-La Crosse	1995	0	0
Schubert, Eric	K	1	Pittsburgh	1987	2	1
Schubert, Steve	WR	87	Massachusetts	1974	8	2
Schwedes, Gerhardt	RB	31	Syracuse	1960-61	7	NA
Scott, Clarence	DB	26	Morgan State	1969-72	43	24
Scott, Walter	DL	94	East Carolina	1996	1	0
Scott, Willie	TE	88	South Carolina	1986-88	25	2
Sealby, Randy	LB	59	Missouri	1987	2	1
Secules, Scott	QB	10	Virginia	1993	12	4
Sellers, Ron	WR	34	Florida State	1969-71	35	30
Serwanga, Kato	CB	31	California	1998	0	0
Shaw, Harold	FB	44	Southern Mississippi	1998	11	0
Shaw, Sedrick	RB	23	Iowa	1997-98	14	1
Shegog, Ron	SS	42	Austin Peay	1987	3	3
Sherman, Tom	QB-DB	14	Penn State	1968-69	18	7
Shiner, Dick	QB	11	Maryland	1973-74	4	0
Shoate, Rod	LB	56	Oklahoma	1975-81	76	65
Shonta, Chuck	DB	34	Eastern Michigan	1960-67	14	14
Shorts, Peter	DE	90	Illinois State	1989	1	0
Sievers, Eric	TE	85	Maryland	1989-90	24	6
Simerson, John	OT	75	Purdue	1961	10	NA
Simmons, Tony	WR	81	Wisconsin	1998	11	6
Sims, Kenneth	DE	77	Texas	1982-89	74	64
Singer, Carl	OT	68	Purdue	1966-68	39	0
Singleton, Chris	LB	55	Arizona	1990-93	33	22
Sisson, Scott	K	9	Georgia Tech	1993	13	0
Skene, Doug	G	74	Michigan	1994	6	6
Slade, Chris	LB	53	Virginia	1993-98	95	77
Smerlas, Fred	NT	76	Boston College	1991-92	32	1
Smith, Donnell	DE	65	Southern	1973-74	21	0
Smith, Hal	DT	70	UCLA	1960	10	NA
Smith, John	K	1	Southampton (England)	1974-83	116	0
Smith, Otis	CB	45	Missouri	1996	11	6
Smith, Ricky	DB	27	Alabama State	1982-84	26	0
Smith, Rod	DB	22	Notre Dame	1992-94	48	17
Smith, Sean	DE	97	Georgia Tech	1990-91	17	1
Snyder, Al	WR	38	Holy Cross	1964	2	NA
Solitis, Bob	DB	42	Minnesota	1960-61	3	NA
Songin, Ed "Butch"	QB	11	Boston College	1960-61	28	NA
Spears, Ron	DE	78	San Diego State	1982-83	8	1
St. Jean, Lennie	OG	60	N. Michigan	1964-73	140	96*
Stanley, Sylvester	NT	63	Michigan	1994	7	0
Stanley, Walter	WR	81	Colorado	1992	13	0
Starring, Stephen	WR	81	McNeese	1983-87	72	33
Staurovsky, Jason	K	4	Tulsa	1988-91	42	0

**Patriots All-Time Roster (Cont.)**

Name	Pos.	#	College	Years	GP	GS
Steinfert, Fred	K	5	Boston College	1983	9	0
Stenger, Brian	LB	59	Notre Dame	1973	10	2
Stephens, Calvin	G	68	South Carolina	1992	14	1
Stephens, John	RB	44	NW Louisiana State	1988-92	76	59
Stephens, Tom	DB-TE	45	Syracuse	1960-64	49	NA
Stingley, Darryl	WR	84	Purdue	1973-77	60	53
Stokes, Eric	C-G	78	Northeastern	1987	1	1
Stolberg, Eric	WR	19	Indiana	1971	0	0
Striegel, Bill	LB	72	College of Pacific	1960	5	NA
Stuckey, Shawn	LB	93	Troy State	1998	6	0
Studdill, Pat	P	2	Houston	1972	14	0
Sturt, Fred	G	63	Bowling Green	1976-78	29	0
Suci, Bob	DB	21	Michigan State	1963	14	NA
Sullivan, Chris	DE	74	Boston College	1996-98	47	20
Swanson, Terry	P	36	Massachusetts	1967-68	24	0
Sweet, Joe	WR	81	Tennessee State	1974	4	0
Sykes, Alfred	WR	13	Florida A&M	1971	4	1

T

Taliaferro, Mike	QB	17	Illinois	1968-71	32	25
Tanner, John	LB-DE	53	Tennessee Tech	1973-74	27	2
Tardits, Richard	LB	53	Georgia	1990-92	27	1
Tarver, John	RB	36	Colorado	1972-74	31	15
Tatupu, Mosi	RB	30	Southern Cal	1978-90	194	22
Taylor, Greg	RB	NA	Virginia	1982	1	0
Taylor, Kitrick	WR	49	Washington State	1989	4	0
Tharpe, Larry	OT	77	Tennessee State	1996	0	0
Thomas, Ben	DE	99	Auburn	1985	15	0
Thomas, Blair	RB	32	Penn State	1994	3	0
Thomas, Donnie	LB	51	Indiana	1976	3	1
Thomas, Gene	RB	22	Florida A&M	1968	9	4
Thomas, Henry	DT	95	Louisiana State	1997-98	32	31
Thompson, Leroy	RB	36	Penn State	1994	16	1
Thompson, Reyna	CB	21	Baylor	1993	15	6
Timpson, Michael	WR	83	Penn State	1989-94	70	25
Tippett, Andre	LB	56	Iowa	1982-88, 90-93	151	139
Tipton, Dave	NT	60	Western Illinois	1975-76	12	0
Toler, Ken	WR	82	Mississippi	1981-82	25	0
Toner, Ed	DT	75	Massachusetts	1967-70	26	0
Towns, Bobby	DB	NA	Georgia	1961	2	NA
Trull, Don	QB	19	Baylor	1967	7	3
Tucker, Erroll	DB	21	Utah	1989	5	0
Tupa, Tom	P	19	Ohio State	1996-97	48	0
Turner, Bake	WR	40	Texas Tech	1970	14	13
Turner, Bill	DE	74	Boston College	1987	2	0
Turner, Kevin	RB	34	Alabama	1992-94	48	19
Twombly, Darren	C	64	Boston College	1987	1	1

V

van Eeghen, Mark	RB	34	Colgate	1982-83	24	16
Vataha, Randy	WR	18	Stanford	1971-76	82	44
Vaughn, Jon	RB	24	Michigan	1991-92	32	7
Veris, Garin	DE	90	Stanford	1985-88, 90-91	78	46
Viaene, David	OT	70	Minnesota-Duluth	1989-90	20	8
Villa, Danny	OT	75	Arizona State	1987-91, 97	75	62
Vinatieri, Adam	K	4	South Dakota State	1996-98	48	0
Virkus, Scott	DE	70	San Francisco CC	1984	5	0

W

Wagner, Bryan	P	9	Cal State-Northridge	1991, 95	8	0
Walker, Bruce	NT/DT	91	UCLA	1994-95	11	4
Walker, Mike	K	12	None	1972	8	0
Ward, David	LB	94	Southern Arkansas	1989	16	0
Washington, Clyde	DB	31	Purdue	1960-61	27	NA
Washington, John	DT	76	Oklahoma State	1993	16	13
Washington, Mark	CB	46	Morgan State	1979	12	0
Washington, Mickey	CB	21	Texas A&M	1990-91	25	4
Watson, Dave	G	67	Georgia Tech	1963-64	28	NA

**Patriots All-Time Roster (Cont.)**

Name	Pos.	#	College	Years	GP	GS
Weathers, Robert	RB	24	Arizona State	1982-86	44	6
Weathers, Clarence	WR	82	Delaware State	1983-84	25	0
Webb, Don	DB	42	Iowa State	1961-71	134	60*
Webster, George	LB	90	Michigan State	1974-76	37	25
Weisacosky, Ed	LB	66	Miami (Fla.)	1971-72	28	23
Weishuhn, Clayton	LB	53	Angelo State	1982-84,86	30	26
Welch, Claxton	RB	43	Oregon	1973	2	1
Wells, Billy	RB	41	Michigan State	1960	12	NA
West, Mel	DB	24	Missouri	1961	4	NA
Westbrook, Don	WR	83	Nebraska	1977-81	71	1
Whalen, Jim	TE	82	Boston College	1965-69	70	27*
Wheeler, Dwight	OT	62	Tennessee State	1978-83	72	39
Wheeler, Mark	DT	97	Texas A&M	1996-98	40	31
Whigham, Larry	S	25	NE Louisiana	1994-98	76	1
White, Adrian	S	38	Florida	1993	5	4
White, David	LB	51	Nebraska	1993	6	0
White, Harvey	QB	10	Clemson	1960	9	NA
White, Jeff	K-P	2	Texas El Paso	1973	11	0
White, Jim	DE	87	Colorado State	1972	13	6
White, Reggie	DT/NT	90	North Carolina A&T	1995	16	9
Whittingham, Fred	LB	53	Cal Poly	1970	13	0
Whitten, Todd	QB	15	Stephen F. Austin	1987	1	0
Wichard, Murray	DE	90	Frostburg State	1987	3	0
Wilburn, Steve	DE	99	Illinois State	1987	3	3
William, J.R.	LB-C	55	Louisiana Tech	1968-70	38	2
Williams, Brent	DE	96	Toledo	1986-93	121	102
Williams, Brian	TE		Southern	1982	1	0
Williams, Brooks	TE	80	North Carolina	1983	13	1
Williams, Derwin	WR	82	New Mexico	1985-87	42	1
Williams, Ed	LB	54	Texas	1984-87, 90	62	10
Williams, Jon	RB	44	Penn State	1984	9	0
Williams, Larry	G	75	Notre Dame	1992	13	9
Williams, Lester	NT	72	Miami (Fla.)	1982-85	40	13
Williams, Perry	CB	38	Clemson	1987	3	0
Williams, Toby	DE	90	Nebraska	1983-88	80	56
Wilson, Curtis	OC	75	Missouri	1989	0	0
Wilson, Darrell	DB	47	Connecticut	1981	1	0
Wilson, Daryal	WR	48	Tennessee	1983	9	0
Wilson, David	DB	26	California	1992	1	0
Wilson, Ed	QB	NA	Arizona State	1965	14	NA
Wilson, Jerrel	P	4	Southern Mississippi	1978	14	0
Wilson, Joe	RB	23	Holy Cross	1974	12	0
Wilson, Marc	QB	15	Brigham Young	1989-90	30	10
Windsor, Bob	TE	86	Kentucky	1972-75	48	44
Wirgowski, Dennis	DE	70	Purdue	1970-72	37	36
Witt, Mel	DT	71	Arlington State	1967-70	35	14
Wohlabaugh, Dave	C	64	Syracuse	1995-97	41	41
Wonsley, George	RB	53	Mississippi State	1989	5	0
Woods, Carl	RB	34	Vanderbilt	1987	2	0
Wooten, Ron	OG	61	North Carolina	1982-88	98	96
Wren, Darryl	CB	27	Pittsburg (Kan.) State	1993-94	33	5
Wright, Elmo	WR	17	Houston	1975	8	4
Wyman, Devin	DT	72	Kentucky State	1996-98	15	4

Y

Yancy, Carlos	CB	40	Georgia	1995	4	0
Yates, Bob	OT-G-C	50	Syracuse	1960-65	67	NA
Yewcic, Tom	P-QB	14	Michigan State	1961-66	77	NA

Z

Zabel, Steve	LB	54	Oklahoma	1975-78	50	48
Zackery, Tony	FS	25	Washington	1990-91	19	0
Zamberlin, John	LB	54	Pacific Lutheran	1979-82	56	15
Zendejas, Joaquin	K	2	LaVerne (Calif.)	1983	2	0
Zolak, Scott	QB	16	Maryland	1992-98	53	7



Patriots All-Time Draft

1999

Rd	Player	Pk	Pos	College
1a	Damien Woody	17	C	Boston College
1b	Choice to Seattle	20		
1c	Andy Katzenmoyer	28	LB	Ohio State
2a	Kevin Faulk	46	RB	LSU
2b	Choice to Tennessee	52		
3a	Choice to Seattle	82		
3b	Tony George	91	DB	Florida
4	Choice to Tennessee	117		
5	Derrick Fletcher	154	OL	Baylor
6a	Marcus Washington	180	DB	Colorado
6b	Choice to Seattle	191		
7a	Michael Bishop	227	QB	Kansas State
7b	Sean Morey	241	WR	Brown

1999 Draft Notes

- 1b Choice to Seattle - (NE trades picks-20th, 82nd and 191st overall for Seattle's 1999 1st round pick-17th overall)
- 1c (from NY Jets in compensation for Bill Parcells)
- 2b Choice to Tennessee - (NE trades picks-52nd and 117th overall for Tennessee's 1999 2nd round pick-46th overall)
- 3a (choice to Seattle in previously mentioned trade)
- 3b (from Minnesota Vikings in a trade for CB Jimmy Hitchcock)
- 4 (choice to Tennessee in previously mentioned trade)
- 6a (from Baltimore Ravens in a trade for TE Lovett Purnell)
- 6b (choice to Seattle in previously mentioned trade)
- 7b (from the NFL as compensation for losing free agent FBs Keith Byars and Sam Gash)

1998

Rd	Player	Pk	Pos	College
1a	Robert Edwards	18	RB	Georgia
1b	Tebucky Jones	22	DB	Syracuse
2a	Tony Simmons	52	WR	Wisconsin
2b	Rod Rutledge	54	TE	Alabama
3a	Chris Floyd	81	FB	Michigan
3b	Greg Spires	83	DE	Florida State
4	Leonta Rheams	115	DT	Houston
5	Ron Merkersen	145	LB	Colorado
6	Harold Shaw	176	RB	Southern Mississippi
7	Jason Andersen	211	OL	Brigham Young

1998 Draft Notes

- 1a (from NY Jets in compensation for Curtis Martin)
- 2a (from NY Jets in compensation for Bill Parcells)
- 3a (from NY Jets in compensation for Curtis Martin)

1997

Rd	Player	Pk	Pos	College
1	Chris Canty	29	DB	Kansas State
2	Brandon Mitchell	59	DT	Texas A&M
3a	Sedrick Shaw	61	RB	Iowa
3b	Chris Carter	89	DB	Texas
4a	Damon Denson	97	OL	Michigan
4b	Ed Ellis	125	OL	Buffalo
5	Vernon Crawford	159	LB	Florida State
6	Tony Gaiter	192	WR	Miami (Fla.)
7	Scott Rehberg	230	OL	Central Michigan

1997 Draft Notes

- 3a (from NY Jets in compensation for Bill Parcells)
- 4a (from NY Jets in compensation for Bill Parcells)

1996

Rd	Player	Pk	Pos	College
1	Terry Glenn	7	WR	Ohio State
2a	Lawyer Milloy	36	DB	Washington
2b	Choice to Oakland			
3a	Choice to Kansas City			
3b	Choice to Detroit			
3c	Tedy Bruschi	86	LB	Arizona
4a	Heath Irwin	101	G	Colorado
4b	Chris Sullivan	119	DE	Boston College
4c	Kantroy Barber	124	FB	West Virginia
5a	John Elmore	139	G	Texas
5b	Christian Peter	149	DT	Nebraska
6a	Chris Griffin	173	TE	New Mexico
6b	Mario Grier	195	RB	Tenn.-Chattanooga
6c	Devin Wyman	206	DT	Kentucky State
7a	Lovett Purnell	216	TE	West Virginia
7b	J.R. Conrad	247	G	Oklahoma

1996 Draft Notes

- 2b Choice to Oakland - (NE trades pick-57th overall for Oakland's 1996 third round selection-76th overall, 1996 fourth-round selection-124th overall and fifth-round selection-149th overall)
- 3a Choice to Kansas City - (NE trades pick for Kansas City's 1995 4th round selection, 112 overall--Dave Wohlabaugh)
- 3b Choice to Detroit - (NE trades pick-76th overall to Detroit for their third round selection-86th overall, fourth-119th overall and sixth round-195th overall selections)
- 3c (from Detroit in previously mentioned trade)
- 4b (from Detroit in previously mentioned trade)
- 4c (from S.F. through Oakland in previously mentioned trade)
- 5b (from Oakland in previously mentioned trade)
- 6b (from Detroit in previously mentioned trade)
- 6c Compensatory Pick
- 7b Compensatory Pick

1995

Rd	Player	Pk	Pos	College
1	Ty Law	23	CB	Michigan
2	Ted Johnson	57	LB	Colorado
3a	Curtis Martin	74	RB	Pittsburgh
3b	Jimmy Hitchcock	88	CB	North Carolina
4a	David Wohlabaugh	112	C	Syracuse
4b	Choice to Pittsburgh			
5	Choice to Houston			
6	Dino Philyaw	195	RB	Oregon
7	Carlos Yancy	234	CB	Georgia

1995 Draft Notes

- 3a (from Eagles in compensation for FB Kevin Turner)
- 4a (from Kansas City for Patriots 1996 third round pick)
- 4b (NE trades its pick, 120th overall, to Pittsburgh for RB Leroy Thompson)
- 5 (NE loses its pick 159th overall by signing restricted free agent DE Tim Roberts)
- 7 (from Cleveland in exchange for the Patriots 231st selection)



Patriots All-Time Draft (Cont.)

1994

Rd	Player	Pk	Pos	College
1	Willie McGinest	4	LB	Southern Cal
2	Kevin Lee	35	WR	Alabama
3a	Choice to San Diego			
3b	Ervin Collier	78	NT	Florida A&M
3c	Joe Burch	90	C	Texas Southern
4a	Choice to Arizona			
4b	John Burke	121	TE	Virginia Tech
5a	Choice to San Diego			
5b	Pat O'Neill	135	P	Syracuse
6a	Steve Hawkins	166	WR	Western Michigan
6b	Max Lane	168	OT	Navy
7a	Jay Walker	198	QB	Howard
7b	Marty Moore	222	LB	Kentucky

1994 Draft Notes

- 3a (NE trades its pick, 70th overall, and its fifth round pick, 137th overall, for San Diego's third round choice, 78th overall, and RB Marion Butts)
- 3b (from San Diego in trade described earlier)
- 3c (from Miami, along with a 1993 draft pick, Todd Rucci, in exchange for WR Irving Fryar)
- 4a (NE trades its pick, 107 overall, to Arizona for its fourth round pick from Miami, 121 overall, and its fifth round pick from LA Rams, 135 overall)
- 4b (from Miami through Arizona in trade described earlier)
- 5a (choice to San Diego in trade described earlier)
- 5b (from LA Rams through Arizona in trade described earlier)
- 6b (from Seattle in the trade for Jon Vaughn)
- 7b (from Dallas in exchange for QB Hugh Millen)

1993

Rd	Player	Pk	Pos	College
1	Drew Bledsoe	1	QB	Washington St.
2a	Chris Slade	31	LB	Virginia
2b	Todd Rucci	51	OL	Penn State
2c	Vincent Brisby	58	WR	NE Louisiana
4a	Kevin Johnson	86	NT	Texas Southern
4b	Corwin Brown	110	DB	Michigan
5a	Scott Sisson	113	K	Georgia Tech
5b	Richard Griffith	138	TE	Arizona
6	Lawrence Hatch	142	DB	Florida
8	Troy Brown	198	WR/KR	Marshall

1993 Draft Notes

- 2b (from Miami, along with a 1994 draft pick, in exchange for WR Irving Fryar)
- 2c (as a result of the L.A. Raiders passing on their selection in the second round, the Patriots' first selection of the third round reverted to being the 27th pick in the second round)
- 4b (from Green Bay in exchange for RB John Stephens. The Patriots then traded that pick, 15th in round and 99th overall, to San Diego in exchange for the Chargers' 1993 fourth round, 110th pick and a 1993 fifth round, 138th pick)
- 5b (from San Diego in the above mentioned trade)

1992

Rd	Player	Pk	Pos	College
1	Eugene Chung	13	OL	Virginia Tech
2	Rod Smith	35	DB	Notre Dame
3a	Todd Collins	64	LB	Carson-Newman
3b	Kevin Turner	71	RB	Alabama
4a	Dion Lambert	90	CB	UCLA
4b	Darren Anderson	93	CB	Toledo
5	Dwayne Sabb	116	LB	New Hampshire
6	Tracy Boyd	165	OG	Elizabeth City St.
7a	Wayne Hawkins	176	WR	Southwest St.
7b	Jim Gray	194	DT	West Virginia
8a	Scott Lockwood	204	RB	Southern Cal.
8b	Sam Gash	205	RB	Penn State
9	David Dixon	232	DT	Arizona State
10a	Turner Baur	261	TE	Stanford
10b	Steve Gordon	277	OC	California
11	Mike Petko	288	LB	Nebraska
12	Freeman Baysinger	333	WR	Humboldt State

1992 Draft Notes

- 1 (from Dallas, along with a third round pick in 1992, in exchange for Patriots' first round, 19th pick from Atlanta, second round, 37th pick and fourth round, 104th pick from Atlanta)
- 2 (acquired from Phoenix in exchange for Patriots' second round, 46th pick from Atlanta and fourth round, 100th pick from L.A. Raiders in 1991)
- 3b (acquired from Dallas through Minnesota, along with first round pick in 1992, in exchange for a first round, 19th pick from Atlanta, second round, 37th pick and fourth round, 104th pick from Atlanta in 1992)
- 4a (acquired from San Diego in a 1991 draft day trade in exchange for a fifth round, 127th pick from Pittsburgh in 1991)
- 5 (acquired from Tampa Bay in a trade during 1991 season in exchange for LB Jesse Solomon)
- 6 (acquired from Detroit, along with seventh round pick in 1992, a 10th round pick in 1992 and a 12th round pick in 1992, in exchange for Patriots' sixth round, 145th pick from Phoenix, in 1992)
- 7b (acquired from Detroit in earlier listed trade)
- 8a (acquired from Cleveland in exchange for OG Fred Childress)
- 10b (acquired from Detroit in earlier listed trade)
- 12 (acquired from Detroit -- see sixth round details)

1991

Rd	Player	Pk	Pos	College
1a	Pat Harlow	11	T	Southern California
1b	Leonard Russell	14	RB	Arizona State
2	Jerome Henderson	41	CB	Clemson
3	Calvin Stephens	56	G	South Carolina
4	Scott Zolak	84	QB	Maryland
5a	Jon Vaughn	112	RB	Michigan
5b	Ben Coates	124	TE	Livingstone College
6	David Key	140	CB	Michigan
7	Blake Miller	168	C	Louisiana State
8	Harry Colon	196	SS	Missouri
9	O'Neil Glenn	224	G	Maryland
10	Randy Bethel	251	TE	Miami (Fla.)
11a	Vincent Moore	279	WR	Tennessee
11b	Paul Alsbury	303	P	SW Texas State
12	Timothy Edwards	307	DT	Delta State

Patriots All-Time Draft (Cont.)

1991 Draft Notes

- 1a (Patriots traded their first round selection, 1st pick, for Cowboys' first round selection, 11th pick, and Dallas' second round selection, 41st pick)
- 1b (choice from Dallas in exchange for Patriots' 1st round, 17th pick acquired from Houston, and Patriots' 1991 4th round, 110th pick, acquired from Buffalo in 1990)
- 2 (choice from Dallas in previously mentioned trade)
- 5b (choice from L.A. Raiders through Dallas, along with a 4th round pick in 1992, in exchange for Patriots' 1991 4th round selection, 100th pick, acquired from Pittsburgh)
- 11b (choice from San Diego through the L.A. Raiders, along with a 4th round selection in 1992, in exchange for Patriots' 1991 5th round selection, 127th pick, acquired from Pittsburgh)

1990

Rd	Player	Pk	Pos	College
1a	Chris Singleton	8	LB	Arizona
1b	Ray Agnew	10	DE	North Carolina State
2	Choice to Seattle			
3a	Tom Hodson	59	QB	Louisiana State
3b	Greg McMurtry	80	WR	Michigan
5a	Junior Robinson	110	DB	East Carolina
5b	Jon Melander	113	OT	Minnesota
5c	James Gray	120	RB	Texas Tech
6	Choice to Dallas			
7	Choice to Buffalo			
8	Choice to Dallas			
9	Shawn Bouwens	226	OG	Nebraska - Wesleyan
10	Anthony Landry	253	RB	Stephen F. Austin
11	Sean Smith	280	DE	Georgia Tech
12a	Ventson Donelson	309	DB	Michigan St.
12b	Blaine Rose	322	OG	Maryland

1990 Draft Notes

- 1a (Patriots traded their 1st round, third overall, and 2nd round, 29th overall pick for Seahawks' two 1st round selections, 8th and 10th picks and Seattle's 3rd round pick)
- 1b (choice from Seattle in previously mentioned trade)
- 3b (acquired from Dallas along with Cowboys' 7th round pick, later traded to Buffalo and the Cowboys' 5th round, 120th pick, in exchange for Patriots' 3rd round selection, originally Seattle's, NE's 6th round, 143rd pick, and 8th round, 197th pick)
- 5a (choice from Washington, along with Redskins' 2nd pick in the 5th round, which was later traded to Denver, in exchange for Patriots' 4th round, 86th pick)
- 5c (choice from Dallas in previously mentioned trade)
- 12b (choice from Buffalo, along with a 4th round pick in 1991, in exchange for Patriots' two 7th round picks in 1990, one of which came from Dallas)

1989

Rd	Player	Pk	Pos	College
1	Hart Lee Dykes	16	WR	Oklahoma State
2	Eric Coleman	43	DB	Wyoming
3a	Marv Cook	63	TE	Iowa
3b	Chris Gannon	73	DE	S.W. Louisiana
4a	Maurice Hurst	96	DB	Southern
4b	Michael Timpson	100	WR	Penn State
5	Choice to Green Bay			
6	Choice to LA Raiders			
7a	Eric Lindstrom	178	LB	Boston College
7b	Choice to San Diego			
8a	Rodney Rice	211	DB	Brigham Young
8b	Tony Zackery	224	DB	Washington
9a	Darron Norris	241	RB	Texas
9b	Curtis Wilson	248	OC	Missouri
10	Emanuel McNeil	268	NT	Tenn.-Martin
11	Tony Hinz	295	FB	Harvard
12	Aaron Chubb	325	LB	Georgia

1989 Draft Notes

- 3a (choice from Tampa Bay for Stephen Starr trade of 1988)
- 4a (from Washington for Patriots fifth-round pick of 1988)
- 5 (127th pick, sent to Green Bay through Cleveland as part of 1988 trade for Mike Baab)
- 6 (Patriots traded their 6th round, 157th pick, for Raiders' 6th round pick, 166, and NE gains Raiders' 8th round, 224th pick)
- 7a (from Raiders as part of Brian Holloway trade of 1987)
- 7b (sent to San Diego for Thomas Benson trade of 1988)
- 8b (from Raiders as part of draft-day trade exchanging 6th round picks; originally San Francisco's pick)
- 9b (from Minnesota for Patriots' 11th-round pick of 1988)

1988

Rd	Player	Pk	Pos	College
1	John Stephens	17	RB	Northwestern (La.) St.
2	Vincent Brown	43	LB	Miss. Valley St.
3	Tom Rehder	69	T	Notre Dame
4a	Tim Goad	87	NT	North Carolina
4b	Sammy Martin	97	WR/KR	LSU
4c	Teddy Garcia	100	K	Northeast Louisiana
5	Troy Wolkow	115	G	Minnesota
5b	Choice to Washington			
6	Steve Johnson	154	TE	Virginia Tech
7	Darryl Usher	181	WR/KR	Illinois
8	Choice to Chicago			
9	Neil Galbraith	240	CB	Central (Ok.) St.
10	Rodney Lossow	267	C	Wisconsin
11	Marvin Allen	294	RB	Tulane
11b	Choice to Minnesota			
12	Dave Nugent	321	NT	Boston College

1988 Draft Notes

- 4a (from Tampa Bay in exchange for NE's 1987 fifth-round pick)
- 4b (from Minnesota in 1987 trade for QB Rich Gannon)
- 5b (Patriots selection #127 traded to Washington in exchange for Redskins' fourth-round choice in 1989)
- 8 (Patriots selection #236 to Chicago as part of QB Doug Flutie trade)
- 10 (from L.A. Raiders as part of 1987 trade for OT Brian Holloway)
- 11b (Patriots selection #296 traded to Minnesota in exchange for Vikings' ninth-round choice in 1989)



Patriots All-Time Draft (Cont.)

1987

Rd	Player	Pk	Pos	College
1	Bruce Armstrong	23	OT	Louisville
2	Choice to Tampa Bay			
3a	Bob Perryman	79	RB	Michigan
3b	Choice to LA Raiders			
4a	Rich Gannon	98	QB-RB	Delaware
4b	Derrick Beasley	102	DB	Winston-Salem
4c	Tim Jordan	107	LB	Wisconsin
5a	Danny Villa	113	OT	Arizona State
5b	Tom Gibson	116	DE	Northern Arizona
6	Gene Taylor	163	WR	Fresno State
7	Choice to Tampa Bay			
8	Choice to Kansas City			
9	Choice to Tampa Bay			
10	Choice to LA Raiders			
11	Carlos Reveiz	302	K	Tennessee
12	Elgin Davis	330	RB	Central Florida

1987 Draft Notes

- 2 (Patriots' selection 51 overall traded to Tampa Bay as part of OT-OG Sean Farrell trade which also included 7th and 9th round picks in the 1987 draft)
- 3b (Patriots trade 81st overall selection and 10th round pick, 275 overall, to LA Raiders for Raiders' two fourth round picks, 98 and 102 overall; 81st overall pick originally from Washington for WR Ricky Sanders trade)
- 4a (choice from LA Raiders in trade mentioned above)
- 4b (choice from LA Raiders in trade mentioned above)
- 5a (choice from San Diego for DB Vencie Glenn trade)
- 5b (choice from Tampa Bay for Patriots' 6th round pick in 1986)
- 7 (Patriots' selection 191 overall traded to Tampa Bay as part of Sean Farrell trade)
- 8 (Patriots' selection 219 overall traded to Kansas City for TE Willie Scott)
- 9 (Patriots' selection 247 overall traded to Tampa Bay as part of OT Sean Farrell trade)
- 10 (Patriots' selection, 275 overall, and 3rd round pick, 81 overall, traded to LA Raiders for two fourth round picks, 98 and 102 overall)

1986

Rd	Player	Pk	Pos	College
1	Reggie Dupard	26	RB	Southern Methodist
2a	Mike Ruth	42	NT	Boston College
2b	Vencie Glenn	54	DB	Indiana State
3	Patriots' selection 81 overall forfeited			
4	Scott Gieselman	109	TE	Boston College
5	Greg Robinson	137	OL	Sacramento St.
6	Choice to Tampa Bay			
7a	Ray McDonald	187	WR	Florida
7b	Brent Williams	193	DE	Toledo
8	Greg Baty	220	TE	Stanford
9	George Colton	248	OG	Maryland
10	Cletis Jones	276	RB	Florida State
11	Gene Thomas	303	WR	U of Pacific
12	Don McAulay	330	K	Syracuse

1986 Draft Notes

- 2a (choice from Seattle as part of Bob Cryder trade of 1984)
- 6 (Patriots' selection 164 overall traded to Tampa Bay for Buccaneers' fifth-round pick in 1987)
- 7a (choice from San Francisco as part of Matt Cavanaugh trade of 1983)

1985

Rd	Player	Pk	Pos	College
1a	Choice to San Francisco			
1b	Trevor Matich	28	OC	BYU
2a	Garin Veris	48	DE	Stanford
2b	Jim Bowman	52	DB	Central Michigan
2c	Ben Thomas	56	DE	Auburn
3a	Choice to San Francisco			
3b	Audrey McMillian	84	DB	Houston
4a	Tom Toth	102	OT	Western Michigan
4b	Gerard Phelan	108	WR	Boston College
5	Choice to Cincinnati			
6	Choice to Philadelphia			
7a	Choice to LA Raiders			
7b	Choice to LA Raiders			
8a	Choice to Atlanta			
8b	Miford Hodge	224	DE	Washington St.
9	Choice to Pittsburgh			
10	Choice to Denver			
11	Paul Lewis	296	RB	Boston University
12	Tony Mumford	328	RB	Penn State

1985 Draft Notes

- 1a (Patriots trade their 1st round choice, 16th overall, along with their third round choice, 75th overall, to San Francisco for their first, 28th overall, second 56th overall, and third round, 84th overall, picks)
- 1b (choice from San Francisco in trade mentioned above)
- 2b (choice from LA Raiders part of Mike Haynes deal of 1983)
- 2c (choice from San Francisco in trade mentioned above)
- 3a (choice to San Francisco in trade mentioned above)
- 3b (choice from San Francisco in trade mentioned above)
- 4b (choice from LA Raiders part of Shelby Jordan deal of 1983)
- 5 (choice to Cincinnati as part of WR Irving Fryar tradeup deal of 1984)
- 6 (choice to Philadelphia as part of K Tony Franklin deal of 1984)
- 7a (choice to LA Raiders as part of the Mike Haynes deal of 1983)
- 8a (choice to Atlanta for DB Rod McSwain)
- 8b (choice from San Francisco part of Matt Cavanaugh deal of 1983)
- 9 (choice to Pittsburgh for WR Greg Hawthorne (1984)
- 10 (choice to Denver for P Luke Prestridge (1984)

1984

Rd	Player	Pk	Pos	College
1	Irving Fryar	1	WR	Nebraska
2	Ed Williams	43	LB	Texas
3	Jonathan Williams	70	RB	Penn State
5	Paul Fairchild	124	OG	Kansas
6	Ernest Gibson	151	DB	Furman
7a	Bruce Kallmeyer	184	K	Kansas
7b	Derwin Williams	192	WR	New Mexico
8	James Keyton	211	OT	Arizona State
9a	Scott Bolzan	238	OT	Northern Illinois
9b	David Windham	251	LB	Jackson State
11	Charlie Flager	292	OG	Washington St.
12	Harper Howell	319	TE	UCLA

SUPPLEMENTAL DRAFT:

- 1 Ricky Sanders 16 WR SW Texas St.
- 2 Eric Jordan 43 RB Purdue
- 3 Walter Lewis 70 QB Alabama

1984 Draft Notes

- 7b (choice from San Fran. for CB Ricky Smith)
- 9b (choice from Washington for DE Tony McGee)



Patriots All-Time Draft (Cont.)

1983

Rd	Player	Pk	Pos	College
1	Tony Eason	15	QB	Illinois
2	Darryal Wilson	47	WR	Tennessee
3a	Stephan Starring	74	WR	McNeese St.
3b	Steve Moore	80	OL	Tennessee St.
4	Johnny Rembert	101	LB	Clemson
5a	Smiley Creswell	118	DE	Michigan St.
5b	Darryl Lewis	128	TE	Texas-Arlington
6	Mike Bass	155	K	Illinois
7	Craig James	187	RB	SMU
	Washington-USFL			
8	Ronnie Lippett	214	DB	Miami (FL)
9a	Ricky Williams	233	RB	Langston
9b	Mark Keel	240	TE	Arizona
	Arizona-USFL			
10a	James Williams	264	TE	Wyoming
10b	Toby Williams	265	DE	Nebraska
10c	Tom Ramsey	267	QB	UCLA
	Los Angeles-USFL			
11a	Steve Parker	292	WR	Abilene Christian
11b	Calvin Eason	294	DB	Houston
12a	Waddell Kelly	319	RB	Arkansas St.
12b	Andy Ekern	326	OT	Missouri

1983 Draft Notes

- 3b (choice from S.D. in Tim Fox trade)
- 5a (choice from Chicago in LB Rod Shoate trade)
- 9a (choice from New Orleans)
- 10a (choice from NY Giants in LB Bill Matthews trade)
- 10b (choice from New Orleans)
- 11a (choice from New Orleans)
- 12a (choice from New Orleans)

1982

Rd	Player	Pk	Pos	College
1a	Ken Sims	1	DE	Texas
1b	Lester Williams	27	DT	Miami (FL)
2a	Robert Weathers	40	RB	Arizona St.
2b	Andre Tippett	41	LB	Iowa
2c	Darryl Haley	55	OT	Utah
3a	Cedric Jones	56	WR/KR	Duke
3b	Clayton Weishuhn	60	LB	Angelo St.
4a	George Crump	85	DE	East Carolina
4b	Brian Ingram	111	LB	Tennessee
5	Fred Marion	112	DB	Miami (FL)
6	Ricky Smith	141	DB	Alabama State
7	Jeff Roberts	168	LB	Tulane
8	Ken Collins	197	LB	Washington St.
9	Kelvin Murdock	224	WR	Troy State
10	Brian Clark	253	K	Florida
11a	Used to select WR Chy Davidson of Rhode Island in 1981 supplemental draft.			
11b	Steve Sandon	296	QB	Northern Iowa
12	Greg Taylor	308	WR/KR	Virginia

1982 Draft Notes

- 1b (choice from San Francisco in TE Russ Francis deal)
- 2a (choice from San Diego in FS Tim Fox deal)
- 2b (choice from San Francisco in TE Russ Francis deal)
- 2c (choice from San Francisco in TE Russ Francis deal)
- 3b (choice from Seattle for RB Horace Ivory)
- 4b (choice from San Francisco in TE Russ Francis deal)
- 11b (choice from NY Giants for DB Bill Currier)

1981

Rd	Player	Pk	Pos	College
1	Brian Holloway	19	OT	Stanford
2	Tony Collins	47	RB/KR	East Carolina
3	Choice to Minnesota			
4	Don Blackmon	102	LB	Tulsa
5	Steve Clark	130	DE	Kansas State
6	Ron Wooten	157	OG	North Carolina
7	Ken Toler	185	WR	Mississippi
8a	Ken Naber	194	P	Stanford
8b	Lin Dawson	212	TE	North Carolina St.
9	Choice to Detroit			
10	Choice to Cleveland			
11	Brian Buckley	295	QB	Harvard
12	Cris Crissy	323	DB/KR	Princeton

1981 Draft Notes

- 3 (choice to Minnesota for RB Chuck Foreman)
- 8a (choice from N.O. for OG Sam Adams)
- 9 (choice to Detroit for LB Ed O'Neill)
- 10 (choice to Cleveland for DE Ernest Pirce)

1980

Rd	Player	Pk	Pos	College
1a	Roland James	14	DB	Tennessee
1b	Vagas Ferguson	25	RB	Notre Dame
2	Larry McGrew	45	LB	USC
3	Steve McMichael	73	DT	Texas
4	Choice to Los Angeles			
5	Doug McDougald	124	DE	VPI
6a	Choice to Cleveland			
6b	Preston Brown	160	WR/KR	Vanderbilt
7	Tom Kearns	180	OG	Kentucky
8	Mike House	208	TE	Pacific
9	Barry Burget	235	LB	Oklahoma
10	Tom Daniel	266	OC	Georgia Tech
11	Mike Hubach	293	P	Kansas
12	Jimmy Jordan	320	QB	Florida State

1980 Draft Notes

- 1b (choice from Houston in OT Leon Gray deal)
- 4 (choice to Los Angeles in WR Harold Jackson deal)
- 6a (choice to Cleveland for DE Mike St. Clair)
- 6b (from Houston in OT Leon Gray deal)

1979

Rd	Player	Pk	Pos	College
1	Rick Sanford	25	DB	South Carolina
2	Bob Golic	52	LB	Notre Dame
3	Choice to Los Angeles			
4	Eddie Hare	106	P	Tulsa
5	John Zamberlin	135	LB	Pacific Lutheran
6	Choice to Pittsburgh			
7a	Judson Flint	177	DB	Memphis State
7b	Choice forfeited			
8	Randy Love	216	RB	Houston
9	John Spagnola	245	TE	Yale
10a	Martin Cox	270	WR	Vanderbilt
10b	Allan Clark	271	RB	Northern Arizona
11	Choice to Washington			
12	Choice to Detroit			

1979 Draft Notes

- 3 (choice to Los Angeles in WR Harold Jackson deal)
- 6 (choice to Pittsburgh for DE Dave Pureifory)
- 7a (choice from Washington)
- 10a (choice from Denver for OT Tom Neville)
- 12 (choice to Detroit for OT Bob McKay)



Patriots All-Time Draft (Cont.)

1978

Rd	Player	Pk	Pos	College
1	Bob Cryder	18	G	Alabama
2	Matt Cavanaugh	50	QB	Pittsburgh
3	Carlos Pennywell	77	WR	Grambling
4	Dwight Wheeler	102	T	Tennessee St.
5	Bill Matthews	129	LB	South Dakota St.
6	Kem Coleman	156	LB	Mississippi
7	Mike Hawkins	188	LB	Texas A&I
8a	Terry Falcon	198	G	Montana
8b	Mosi Tatupu	215	RB	Southern Calif.
9	Tim Petersen	242	LB	Arizona State
10	Bryan Ferguson	269	DB	Miami
11	Charlie Williams	296	LB	Florida
12	John Gibney	328	C	Colgate

1978 Draft Notes

8a (choice from Buffalo through Philadelphia for DB John Sanders)

1977

Rd	Player	Pk	Pos	College
1a	Raymond Clayborn	16	DB	Texas
1b	Stanley Morgan	25	WR	Tennessee
2a	Horace Ivory	44	RB	Oklahoma
2b	Don Hasselbeck	52	TE	Colorado
3	Sidney Brown	82	DB	Oklahoma
4	Gerald Skinner	109	T	Arkansas
5	Choice to St. Louis			
6	Choice to Houston			
7	Ken Smith	192	WR	Arkansas-Pine Bluff
8	Brad Benson	219	G	Penn State
9	Jerry Voge	249	LB	Michigan
10a	John Rasmussen	276	T	Wisconsin
10b	Giles Alexander	279	DE	Tulsa
11	Ray Costick	303	LB	Mississippi State
12	Dave Preston	333	RB	Bowling Green

1977 Draft Notes

- 1a (choice from San Francisco for QB Jim Plunkett)
 2a (choice from San Francisco for QB Jim Plunkett)
 10b (choice from Oakland for RB Leon McQuay)

1976

Rd	Player	Pk	Pos	College
1a	Mike Haynes	5	DB	Arizona State
1b	Pete Brock	12	C	Colorado
1c	Tim Fox	21	DB	Ohio State
2	Ike Forte	35	RB	Arkansas
3	Choice to Chicago			
4	Choice to Cleveland thru Philadelphia			
5	Choice to San Diego			
6a	Choice to New York Giants			
6b	Greg Boyd	170	DE	San Diego State
7a	Choice to Cincinnati			
7b	Perry Brooks	202	DT	Southern
8a	Choice to Philadelphia			
8b	Stu Betts	235	RB	Northern Michigan
9	Doug Beaudoin	243	DB	Minnesota
10	Ricky Feacher	270	WR	Miss. Valley
11	Donnie Thomas	298	LB	Indiana
12	Nathaniel Bell	325	DT	Tulane
13	James Jones	352	DB	Central Michigan
14	David Quehl	382	WR	Holy Cross
15	Bernard Coleman	409	WR	Bethune-Cookman
16	Clifford Brown	436	DT	Tuskegee
17	Todd Anderson	465	C	Stanford

1976 Draft Notes

- 1b (choice from San Francisco for QB Jim Plunkett)
 1c (choice from Houston through San Francisco for QB Jim Plunkett)
 3 (choice to Chicago for DE Tony McGee)
 4 (choice to Cleveland thru Philadelphia for LB Steve Zabel)
 5 (choice to San Diego for CB Bob Howard)
 6a (choice to NY Giants for RB Leon McQuay)
 6b (choice from Detroit for C Jon Morris)
 7a (choice to Cincinnati for RB Doug Dressler)
 7b (choice from Houston for TE Bob Adams)
 8a (choice to Philadelphia for LB Steve Zabel)
 8b (choice from Minnesota for C Doug Cumler)

1975

Rd	Player	Pk	Pos	College
1	Russ Francis	16	TE	Oregon
2	Rod Shoate	41	LB	Oklahoma
3	Pete Cusick	66	DT	Ohio State
4a	Allen Carter	86	RB	So. California
4b	Steve Burks	91	WR	Arkansas State
5a	Steve Grogan	116	QB	Kansas State
5b	Steve Freeman	117	DB	Mississippi St.

- 6 Choice to Detroit
 7 Lawrence Williams 172 WR Texas Tech
 8 Choice to Chicago
 9 Choice to Pittsburgh
 10 Choice to Pittsburgh
 11 Rene Garnett 272 DB Idaho State
 12a Matt Kendon 297 DT Idaho State
 12b Conredge Holloway 306 QB Tennessee
 13 Joe Harvey 328 DE Northern Michigan
 14 Tom Gossom 353 WR Auburn
 15 Don Clayton 378 RB Murray State
 16 Kerry Marbury 403 RB West Virginia
 17 Myke Horton 428 T UCLA

1975 Draft Notes

- 4a (from San Diego through Cleveland)
 5b (choice from Philadelphia for RB John Tarver)
 6 (choice to Detroit for RB Leon Crosswhite)
 8 (choice to Chicago for DE Tony McGee)
 9 (choice to Pittsburgh for DE Craig Hanneman)
 10 (choice to Pittsburgh for LB George Webster)
 12b (choice from Washington)

1974

Rd	Player	Pk	Pos	College
1	Choice to San Francisco			
2a	Steve Corbett	30	G	Boston College
2b	Steve Nelson	34	LB	North Dakota St.
3	Choice to Chicago through Washington			
4	Choice to Cincinnati			
5a	Andy Johnson	113	RB	Georgia
5b	Charlie Battle	124	LB-DE	Grambling
6a	Choice to Baltimore			
6b	Chuck Ramsey	141	P	Wake Forest
7	Choice to Pittsburgh			
7b	Maury Damkroger	178	LB	Nebraska
8	Choice to Chicago			
9a	Ed McCartney	209	TE	NE Oklahoma
9b	Choice to Washington			
10	Choice to Pittsburgh			
11	Archie Gibson	268	RB	Utah State
12	Eddie Foster	296	T	Oklahoma
13	Phil Bennett	321	RB	Boston College
14	Cecil Bowens	346	RB	Kentucky
15	Sam Hunt	374	LB	Stephen F. Austin
16	Lucious Selmon	399	DT	Oklahoma
17	Gary Hudson	424	DB	Boston College



Patriots All-Time Draft (Cont.)

1974 Draft Notes

- 1 (choice to San Francisco for TE Bob Windsor)
- 2a (choice from Chicago)
- 3 (choice to Chicago through Washington for DE Donnell Smith and Washington's 1974 seventh round choice)
- 4 (choice to Cincinnati for LB Bill Peterson)
- 5b (choice from Washington through New Orleans)
- 6a (choice to Baltimore for DB Jack Mildren)
- 6b (choice from Philadelphia for DE Dennis Wirgowski)
- 7b (choice from Washington along with LB Brad Dusek for LB Brad Dusek and the Patriots 1974 third round choice)
- 9a (choice from Houston for LB Steve Kiner)

1973

1a	John Hannah	4	G	Alabama
1b	Sam Cunningham	11	RB	Southern Cal
1c	Darryl Stingley	19	WR	Purdue
2	Choice to Cleveland thru N.Y. Giants			
3a	Brad Dusek	56	DB	Texas A&M
3b	Charles Davis	79	RB	Alcorn A&M
4	Allen Gallaher	82	T	So. California
5	Doug Dumler	193	C	Nebraska
6	Choice to New Orleans			
7	Choice to Miami			
8	Isaac Brown	185	RB	W. Kentucky
9	David Callaway	212	T	Texas A&M
10	Dan Ruster	238	DB	Oklahoma
11	Homer May	264	TE	Texas A&M
12	Bruce Barns	290	P	UCLA
13	Alan Lowry	316	DB	Texas
14	Raymond Hamilton	342	LB	Oklahoma
15	Conde Pugh	358	DB	Norfolk State
16	Mike Kutter	394	DE	Concordia
17	Eddie McAshan	418	QB-DB	Georgia Tech

1973 Draft Notes

- 1b (choice from Los Angeles for DE Fred Dryer)
- 1c (choice from Chicago for RB Carl Garrett)
- 3b (choice from Dallas for WR Ron Sellers)
- 6 (choice to New Orleans for LB Jim Flanigan)
- 7 (choice to Miami for T Wayne Mass)

1972

Rd	Player	Pk	Pos	College
1a	Choice to Minnesota as compensation for Joe Kapp			
1b	Choice to NY Giants			
2a	Choice to Dallas			
2b	Tom Reynolds	49	WR	San Diego State
3a	Choice to Dallas			
3b	Jim White	73	DE	Colorado State U.
4	Choice to Dallas			
5a	Choice to Baltimore			
5b	Ron Bolton	124	DB	Norfolk State
6	Choice to Atlanta thru New York Giants			
7a	Clark Hoss	165	TE	Oregon State
7b	John Tarver	165	RB	Colorado
8	Steve Beyrle	195	G	Kansas State
9	Mike Kelson	220	T	Arkansas
10	Mel Caraway	245	DB	N.E. Oklahoma
11	Rodney Cason	269	T	Angelo State
12	Steve Booras	295	DE	Mesa J.C.
13	Sam Elmore	325	DB	E. Michigan
14	Ed Rideout	350	WR	Boston College
15	Joel Kilmek	375	TE	Pittsburgh
16	Eric Dahl	400	DB	San Jose State
17	Junior Ah You	425	LB	Arizona State

1972 Draft Notes

- 1b (choice from Los Angeles for Phil Olsen sent to NY Giants in trade for Fred Dryer)
- 2a (choice to Dallas for DE Halvor Hagen and WR Harold Jackson)
- 2b (choice from Kansas City for G Mo Moorman)
- 3a (choice to Dallas for DE Halvor Hagen and WR Harold Jackson)
- 3b (choice from Washington through L.A.)
- 4 (choice to Dallas for LB Steve Kiner)
- 5b (choice from Oakland C Warren Koegel)
- 6 (choice to Atlanta thru New York Giants for WR Reggie Rucker)
- 7b (choice from San Diego for RB Eddie Ray)

1971

Rd	Player	Pk	Pos	College
1	Jim Plunkett	1	QB	Stanford
2	Julius Adams	27	DT	Texas Southern
3	Choice to Buffalo through Oakland			
4	Choice to Denver			
5	Tim Kelly	105	LB	Notre Dame
6	David Hardt	131	TE	Kentucky
7	Choice to Oakland			
8	Choice to Buffalo			
9	Josh Ashton	209	RB	Tulsa
10	Layne McDowell	235	T	Iowa
11	Dan Schneiss	251	TE	Nebraska
12	John Rodman	287	T	Northwestern
13	Lewis Swain	313	DB	Alabama A&M
14	Alfred Sykes	339	WR	Florida A&M
15	Nick McGarry	365	TE	Massachusetts
16	Jim Zikmund	391	DB	Kearney State
17	Ronald Leigh	417	DE	Elizabeth City St.

1971 Draft Notes

- 3 (choice to Buffalo through Oakland for DE Ike Lassiter)
- 4 (choice to Denver)
- 7 (choice to Oakland for DE Ike Lassiter)
- 8 (choice to Buffalo)

1970

Rd	Player	Pk	Pos	College
1	Phil Olsen	4	DT	Utah State
2	Choice to Houston			
3	Mike Ballou	56	LB	UCLA
4	Eddie Ray	83	DB	LSU
5	Bob Olson	107	LB	Notre Dame
6	Choice to Buffalo			
7	Odell Lawson	160	RB	Langston, Okla
8	Choice to New York Jets			
9	Dennis Wirgowski	212	DE	Purdue
10	Henry Brown	239	K-WR	Missouri
11	Dennis Bramlett	264	T	Texas-El Paso
12	Greg Roero	291	DT	N. Mex. Highlands
13	Ronnie Shelley	316	DB	Troy State
14	Garvie Craw	343	RB/TE	Michigan
15	Kent Schoolfield	368	WR	Florida A&M
16	Otis McDaniel	395	DE	Tuskegee
17	Joe Killingsworth	420	WR	Oklahoma

1970 Draft Notes

- 2 (choice to Houston for RB Sid Blanks, CB Larry Carwell, LB Ron Caveness and WR Charlie Frazier)
- 5 (choice from Miami for LB Nick Buoniconti)
- 6 (choice to Buffalo for S Tom Janik)
(choice to New York Jets)



Patriots All-Time Draft (Cont.)

1969

Rd	Player	Pk	Pos	College
1	Ron Sellers	6	SE	Florida State
2	Mike Montler	32	G	Colorado
3	Carl Garrett	58	RB	N.M. Highlands
4	Choice to Denver through Kansas City			
5	Onree Jackson	110	QB	Alabama A&M
6	Choice to Oakland			
7	Rick Hackley	162	T	New Mexico State
8	Bob Gladieux	188	RB	Notre Dame
9a	Steve Alexakos	209	G-LB	San Jose St.
9b	Joe Walker	214	DE	Albany State
10	Dennis Devlin	240	DB	Wyoming
11	Barry Gallup	266	SE	Boston College
12	Richard Lee	292	DT	Grambling
13	Joe Leasey	318	LB	Alcorn A&M
14	John Cagle	344	LB	Clemson
15	Brant Conley	370	RB-P	Tulsa
16	Jim Vuono	396	LB	Adams State
17	George Muse	472	LB-DB	Grambling

1969 Draft Notes

- 4 (choice to Denver through Kansas City for RB Gene Thomas)
 6 (choice to Oakland for LB John Williamson)
 9a (choice from Buffalo for RB Bob Cappadonna)

1968

Rd	Player	Pk	Pos	College
1	Dennis Byrd	6	DT	North Carolina State
2	Tom Funchess	32	T	Jackson State
3	Aaron Marsh	60	FL	Eastern Kentucky
4	R.C. Gamble	88	RB	South Carolina St.
5	Jim Smithberger	116	DB	Notre Dame
6	Choice to Cincinnati			
7	John Schneider	170	QB	Toledo
8	Daryl Johnson	197	DB	Morgan State
9	Choice to Houston			
10	John Outlaw	249	DB	Jackson State
11	Paul Feldhausen	278	T	Northland, Wis.
12	James Cheyanski	305	LB	Syracuse
13	Max Huber	332	T	Brigham Young
14	Henry McKay	358	E	Guilford
15	Art McMahan	385	DB	No. Carolina St.
16	Charles Fulton	413	RB	Tennessee
17	Ed Koontz	440	LB	Catawba

1968 Draft Notes

- 6 (choice to Cincinnati)
 9 (choice to Houston for QB Don Trull)

1967

Rd	Player	Pk	Pos	College
1	John Charles	21	DB	Purdue
2	Choice to Kansas City			
3	Choice to New York Jets			
4	Ed Philpott	101	DE	Miami (Ohio)
5	Melvin Witt	128	DE	Arlington State
6	Ron Medlen	154	DE	SMU
7	Robert Leo	180	HB	Harvard
8	Tom Fussell	206	DT	LSU
9	Charlie Thornhill	232	DB	Michigan St.
10	John Runnels	257	LB	Penn State
11	Leroy Mitchell	283	FL	Texas Southern
12	Dave Davis	310	T	Harvard
13	Ray Iig	336	LB	Colgate
14	Bobby Beard	361	LB	Auburn
15	Tom Follard	388	LB	Mississippi State
16	Dik Nocera	414	HB	Southern Conn.
17	Bobby Nichols	440	TE	Boston Univ.

1967 Draft Notes

- 2 (choice to Kansas City)
 3 (choice to New York Jets for WR Jim Colcough)

1966

Rd	Player	Pk	College
1a	Karl Singer	T	Purdue
1b	Willie Townes	T	Tulsa
2a	Jim Boudreaux	T	La. Tech
2b	Ken Avery	LB	Miss. Southern
3a	Harold Lucas	T	Mich. State
3b	Ed Toner	G	U. Massachusetts
4a	Choice to New York		
4b	Heath Wingate	T	Bowling Green
5a	John Mangum	T	Miss. Southern
5b	Ray Perkins	E	Alabama
6a	Dan Irby	T	Louisiana Tech
6b	Joe Avezzano	G	Florida State
7a	Jim Battles	T	Southern U
7b	Brent Caston	DB	Mississippi
8a	Sam Montgomery	DB	Southern
8b	Tom Schaefer	RB	Chattanooga
9a	Doug Satcher	LB	Southern
9b	Jack White	QB	Penn State
10	Dennis Brewster	T	BYU
10b	Bob Ellis	HB	Massachusetts
11	Choice to New York		
11b	Jay Marion	DB	Wyoming
12	Dick Fugere	LB	Cincinnati
13	Tom Carr	FB	Bates St.
14	Bob Hall	DB	Brown
15	Billy Laird	QB	La. Tech
16	Buddy Owens	G	Michigan State
17	Dick Capp	DE	Boston College
18	John Pincavage	E-DB	Virginia
19	Joe Novogratz	G	Pittsburgh
20	Paul Soule	HB	Bowdoin



Patriots All-Time Draft (Cont.)

1965

Rd	Player	Pos	College
1a	Jerry Rush	T	Michigan State
1b	Dave McCormick	T	LSU
2a	Choice to Houston		
2b	Bob Kowalski	T	Virginia
3a	Jim Whalen	E	Boston College
3b	Bob Cappadonna	FB	Northeastern
4a	Ellis Johnson	HB	S.E. Louisiana
4b	Dick Arrington	G	Notre Dame
5a	Corwyn Aldredge	E	N.W. Louisiana
5b	Dennis Smith	DE	Cincinnati
6a	Justin Canale	G	Mississippi State
6b	Billy Ezell	DB	LSU
7a	Tom Neville	T	Mississippi State
7b	John Hankinson	QB	Minnesota
8a	Fred Brown	E	Miami
8b	Beau Colle	DB	LSU
9a	Bob Malone	T	Louisiana Tech
9b	Charles Brown	T	Tulsa
10	Choice to Buffalo		
10b	Dave Hettema	T	New Mexico
11a	John Frechette	T	Boston College
11b	Roy Schmidt	G	Long Beach State
12a	Jim Weatherly	DB	Mississippi
12b	Leon Stanridge	E	San Diego State
13	Charlie Green	QB	Wittenberg
14	Jay Cunningham	HB	Bowling Green
15	Ted Rodosevitch	G	Cincinnati
16	George Pyne	T	Olivet
17a	White Graves	DB	LSU
17b	Dave Lee	E	Louisiana Tech
18	Ed Meixler	LB	Boston University
19	Jim Nance	FB	Syracuse
20	Fred Fugazzi	FB	Missouri Valley

1965 Draft Notes

- 2a (choice to Houston for C Bob Schmidt)
10 (choice to Buffalo for DE Mack Yoho)

1964

Rd	Player	Pos	College
1	Jack Concannon	QB	Boston College
2	Jim Kelly	E	Notre Dame
3	Choice to Denver		
4	Jon Morris	E	Holy Cross
5	Choice to San Diego		
6	Jim Mazurek	G	Syracuse
7	T.W. Alley	T	William & Mary
8a	J.D. Garrett	HB	Grambling
8b	Roger Lalonde	T	Muskingum
9	Lennie St. Jean	E	N. Michigan
10	Choice to Buffalo		
11	Jim Barrett	HB	Boston College
12	Choice to Kansas City		
13	Joe Scarpati	DB	N. Carolina State
14	Jim Wilson	T	Georgia
15	Tony Gibbons	T	John Carroll

16	Pete Pedro	HB	West Texas State
17	Gary Wood	QB-HB	Cornell
18	Joe Tiller	T	Montana State
19	Bill Dawson	E	Florida State
20	Lonnie Farmer	LB	Chattanooga
21	Tony Lawrence	T	Bowling Green
22	Dave Archer	T	Syracuse
23	Dave Humenick	T	Notre Dame
24	Larry Bartolameci	T	West Virginia
25	Bryan Generalovich	E	Pittsburgh
26	Dick Niglio	HB	Yale

1964 Draft Notes

- 3 (choice to Denver)
5 (choice to San Diego for DT Billy Hudson)
10 (choice to Buffalo)
12 (choice to Kansas City)

1963

Rd	Player	Pos	College
1	Art Graham	E	Boston College
2	LeRoy Jordan	C	Alabama
3	Bob Vogel	T	Ohio State
4	Bob Reynolds	T	Bowling Green
5	Lou Cioci	G	Boston College
6	Sam Silas	T	Southern Illinois
7	Dick Williamson	E	Alabama
8	Rod Foster	G	Ohio State
9	Jim Simon	E	Miami
10	Don McKinnon	C	Dartmouth
11a	Dave Hayes	FB	Penn State
11b	Dave Watson	G	Georgia Tech
12a	Bill Gambrell	HB	South Carolina
12b	Tim Gauntner	HB	John Carroll
13a	Dave Adams	T	Arkansas
13b	Ralph Ferrissi	FB	So. Connecticut
14	Whaley Hall	T	Mississippi
15	Bob Dentel	C	Miami
16	Wes Bryant	T	Arkansas
17	Tom Neumann	HB	Michigan
18	Dave O'Brien	T	Boston College
19	Pat McCarthy	QB	Holy Cross
20	Jim Bradshaw	HB	Chattanooga
21	Gary Sherman	HB	Bowling Green
22	Nate Craddock	FB	Parsons
23	Al Snyder	HB	Holy Cross
24	Dick Schultz	T	Ohio
25	Dennis Gaubatz	G	Louisiana State U
26	Jim Tullis	HB	Florida A&M
27	Dave Adams	T	Arkansas
28	Ron Whaley	HB	Chattanooga
29	Dock Kelly	G	Georgia

Draft Notes 1963

- 11a (choice from Houston)
12a (choice from Buffalo)



Patriots All-Time Draft (Cont.)

1962

Rd	Player	Pos	College
1	Gary Collins	E	Maryland
2	LeRoy Jackson	HB	W. Illinois
3	Sherwyn Thorson	G	Iowa
4	Choice to Houston		
5	Choice to Dallas		
6	John Schopf	T	Michigan
8	Benny McRae	HB	Michigan
9	Bill Triplett	FB	Miami, Ohio
10	John Knight	HB	Valparaiso
11	Choice to Buffalo		
12	Choice to Oakland		
13	Nick Buoniconti	G	Notre Dame
14	Chas. Sieminski	T	Penn State
15	Gerry Goerlitz	N. Michigan	
16	Ken Byers	G	Cincinnati
17	Scott Maentz	E	Michigan
18	Tom Chandler	T	Florida A&M
19	Ron Myers	E	Villanova
20	Tom Neck	HB	LSU
11	John Traynham	HB	VMI
22	Bob Asack	T	Columbia
23	Walt Crate	HB	Penn Military
24	Don Christman	C	Richmond
25	Bob Stem	C	Richmond
26	Jim Field	QB	LSU
27	Al Gursky	HB	Penn State
28	Charles Dickerson	T	Illinois
29	Julius. Fincke	T	McNeese State
30	John L. Finn	T	Louisville
31	Mike Ingram	G	Ohio State
32	Charles Taylor	HB	Mississippi
33	Steve Jastrzembksi	E	Pittsburgh
34	Ray Lardani	T	Miami (Fla.)

1962 Draft Notes

- 4 (choice to Houston for G Houston Antwine)

1961

Rd	Player	Pos	College
1	Tommy Mason	HB	Tulane
2	Rip Hawkins	C	North Carolina
3	Danny LaRose	E	Missouri
4	Mike Zeno	G	Virginia Tech
5	Fran Tarkenton	QB	Georgia
6	Larry Eisenhauer	T	Boston College
7	Paul Terhes	QB	Bucknell
8	Charles Long	G	Chattanooga
9	Roland Lakes	C	Wichita
10	Richard Mueller	E	Kentucky
11	Mel West	HB	Missouri
12	Wayne Harris	C	Arkansas
13	Dan Underwood	T	McNeese State
14	James Wright	QB	Memphis State
15	Choice to Dallas		
16	George Balthazar	T	Tennessee A&I
17	Ray Ratkowski	HB	Notre Dame
18	Tom Rodgers	HB	Kentucky
19	Joe Bellino	HB	Navy
20	Dan Oakes	G	VPI
22	Bob Johnson	E	Michigan
23	Darrel DeDecker	C	Illinois
24	Don Webb	HB	Iowa State
25	Robert Miniham	T	Boston University

26	Charles Granger	T	Southern U. (La.)
27	Terry Huxhold	T	Wisconsin
28	Bryant Harvard	QB	Auburn
29	Ernie McMillan	T	Illinois
30	George Hulz	T	Mississippi Southern

1960

FIRST SELECTIONS:

Buddy Allen	HB	Utah State
Ron Burton	HB	Northwestern
Dale Chamberlain	FB	Miami, O.
Henry Christopher	E	SMU
Dan Colchico	E	San Jose State
Jack Cummings	QB	North Carolina St.
James Davis	C	Oklahoma
Sarafine Fazio	C	Pittsburgh
Max Fugler	C	LSU
Jim Gardner	T	Duke
James Goodyear	T-G	Wake Forest
Dave Harris	HB	Kansas
Al Henderson	T	Colorado State
James Hickman	T-G	Penn State
Robert Krantz	FB	Penn State
Joe Kulbacki	HB	Purdue
Dee Mackey	E	E. Texas St.
Leon Manley	G	W. Texas St.
Cliff Manning	T-G	Hardin-Simmons
Pete Manning	E	Wake Forest
Edward Mazurek	T	Xavier
Bell Meglen	G	Utah State
Frank Mestnik	FB	Marquette
Ron Mix	T	USC
Irvin Nikolai	E	Stanford
Jim Prestel	T	Idaho
Bob Salerno	G	Coloardo
Gerhardt Schwedes	HB	Syracuse
Richard Soergel	QB	Oklahoma St.
Larry Wagner	T	Vanderbilt
Harvey White	QB	Clemson
Tirey Wileman	HB	SMU
Gary Wisener	E	Baylor

SECOND SELECTIONS:

1. Dave Ames	HB	Richmond
2. James Boeke	T/G	Heidelberg
3. Billy Brewer	QB	Ole Miss.
4. Emanuel Congedo	T/G	Villanova
5. Pat Dye	T/G	Georgia
6. John Farrington	WR	Prairie View
7. Rich Grecni	C	Ohio U.
8. Bud Jones	WR	SMU
9. Don Kacmarek	T/G	North Dakota
10. John Lawrence	T/G	North Carolina St.
11. Ron Maltony	T/G	Purdue
12. Bobby Pate	RB	Presbyterian
13. Jack Rudolph	LB	Georgia Tech
14. Frank Sally	T/G	California
15. Bob Spada	E	Duke
16. Pete Tunney	HB	Occidental
17. Jim Webster	HB	Marquette
18. John Wilcox	T/G	Oregon



All-Time Trades

Editor's Note: Below is a noncomprehensive list of the Patriots' all-time trades. Many of the early trade dates and information are missing from the Patriots archives. Any additional information that can contribute to making this list more complete would be greatly appreciated. Please contact the Patriots public relations department with any pertinent details to help our department better assist you in future publications.

** denotes conditional trades*

1960

- Ron Mix (OT) to San Diego for Tom Greene (QB).
Wray Carlton (FB) to Buffalo for Al Crow (DE).
8/25 Gordie Holz (OT) to Denver for Larry Cundiff (C).
8/31 Gerhard Schwedes (RB) to NY Titans for Marshall Harris (DB) and Titans seventh round choice in 1961.*

1961

- Acquired QB Babe Parilli and FB Billy Lott from Oakland in exchange for HB Dick Christy and T Hal Smith.
4/15 Art Hauser (DT) and Bill Striegel (LB) to Denver for Al Romine (S) and Don King (DE).
6/1 Tom Greene (QB) to San Diego for Duane Leopard (LB).
10/9 Houston Antwine (G) from Houston for Boston's third round draft choice in 1962.

1962

- Ed "Butch" Songin (QB) to NY Titans for Dick Felt (DB).
Tony Romeo (TE) (and player named later) from Dallas for rights to Bill Hull (E).

1963

- Gerry DeLucca (OT) from Kansas City for future draft choice.
Harry Jacobs (LB) sold to Buffalo.
Bill Hudson (DT) from San Diego for draft choice.
Charley Theokas (C) sold to NY Jets.
Dick Klein (OT) sold to Oakland.

1964

- Mack Yoho (DE) from Buffalo for future draft choice.
Walt Cudzik (C) to Denver in partial payment for draft rights to Jack Concannon (QB).
Billy Lott (FB) to Denver.
Bob Schmidt (C/T) from Houston for a draft choice.
12/30 Eddie Wilson (QB) acquired from Kansas City for a draft choice and cash.

1965

- 12/20 Jim Colclough (WR) and draft rights to Jim Waskiewicz (C) to NY Jets for John Huarte (QB).

1966

- 1/15 Players lost to expansion draft (Miami) Billy Neighbors (G), Ross O'Hanley (S), Jack Rudolph (LB), Ed Wilson (QB).
1/29 Ron Burton (QB) to Kansas City for Jim Fraser (P).
9/6 Jim Colclough (WR) from NY Jets for draft choice.

1967

- 10/14 Don Trull (QB) from Houston for draft choice.

1968

- 1/15 Players lost to expansion draft (Cincinnati) Joe Bellino (WR), Jim Boudreaux (OT), J.D. Garrett (RB), White Graves (DB), Ron Hall (DB).
6/11 Gene Thomas (RB) from Kansas City for Patriots' fourth round choice in 1969.
7/20 Babe Parilli (QB) to NY Jets for Myron (Mike) Taliaferro (QB).
8/28 Bob Cappadonna (RB) to Buffalo for Bills' ninth round choice in 1969.
John Williamson (LB) from Oakland for Patriots' sixth round choice in 1969.

1969

- 3/24 Leroy Mitchell (CB) and Patriots' second round choice in 1970 to Houston for Sid Blanks (RB), Larry Carwell (CB), Ron Caveness (LB), and Charlie Frazier (WR).
3/24 Nick Buoniconti (LB) to Miami for John Bramlett (LB), Kim Hammond (QB), and Miami's fifth choice in 1970.
Tom Janik (S) from Buffalo for Patriots' sixth choice in 1970.
Ezell Jones (DE) from NY Jets for draft choice.

1970

- 4/14 Jim Whalen (TE) to Denver for Tom Beer (TE).
8/31 Ike Lassiter (DE) from Oakland for Patriots' third and seventh round draft choices in 1971.

1971

- 2/1 Jim Schmedding (G) from San Diego for Patriots sixth round choice in 1972.*
7/8 Mike Haggerty (OT) from Pittsburgh for Marty Schottenheimer (LB) and Patriots' 14th round choice in 1972.
7/13 Phil Olsen (DE) to Los Angeles for Rams' first choice in 1972.
7/19 Willis Crenshaw (RB) from Denver for Patriots' sixth round choice in 1972.*
7/23 Steve Kiner (LB) from Dallas for Patriots' fourth round choice in 1972.
7/31 Halvor Hagen (DE) and Honor Jackson (WR) from Dallas for Patriots' second and third round choices in 1972 [this deal originally included Duane Thomas (RB) and Carl Garrett (RB)].
7/31 Richie Moore (OT) from Green Bay for John Bramlett (LB).
8/9 Ara Person (TE) from Pittsburgh for Jim Clack (C).
9/7 Dave Rowe (DT) from Houston for Tom Funchess (OT)



All-Time Trades (Cont.)

- 9/8 Mike Haffner (WR) from Denver for Patriots' 13th round choice in 1972.*
- 9/8 Eddie Ray (RB) to San Diego for Chargers' seventh round choice in 1972.
- 9/16 Warren Koegel (C) to Oakland for Raiders' fifth round choice in 1972.
- 9/22 Mo Moorman (G) to Kansas City for Chiefs' second round choice in 1972.
- 9/27 Ron Gardin (DB) from Baltimore for Patriots' fifth round choice in 1972.
- 10/1 Phil Clark (S) from Pittsburgh for Rocky Bleier (RB).
- 11/4 Reggie Rucker (WR) acquired from NY Giants (via waivers) for Patriots' sixth round choice in 1972.

1972

- 2/1 Fred Dryer from NY Giants for Patriots' first choice in 1972 and their second round draft choice in 1973.
- 3/27 Ed Philpott (LB) to San Diego for Chargers' seventh round choice in 1973.
- 4/27 Fred Dryer (DE) to Los Angeles for Rick Cash (DT) and Ram's first choice in 1973.
- 5/20 Houston Antwine (DT) to Philadelphia for Billy Hobbs (LB).
- 6/28 Ron Gardin (DB) to Pittsburgh for Steelers' sixth round choice in 1973.*
- 6/29 Jim Flanigan (LB) from New Orleans for Patriots' sixth round choice in 1973.
- 7/14 Ron Sellers (WR) to Dallas for Cowboys' fourth round choice in 1973.
- 7/15 Ike Lassiter (DE) to Washington for Baltimore's ninth round choice in 1973.*
- 7/19 Bill Atessis (DE) to St. Louis for Cardinals' fifth round choice in 1973.*
- 7/24 Jim Nance (RB) to Philadelphia for Eagles' fourth choice in 1973.*
- 7/31 Eric Crabtree (WR) to Denver for Broncos' seventh round choice in 1973.*
- 7/31 Jim Benien (P) from Detroit for Patriots' fifth round choice in 1973.*
- 7/31 Bob Windsor (TE) from San Francisco for Patriots' first choice in 1974.
- 7/31 Clark Hoss (TE) to Cleveland for Browns' seventh round choice in 1973.*
- 8/4 Steve Kiner (LB) to Miami for Bob Griffin (OT).
- 8/7 Ernie Holmes (DT) sold to Pittsburgh.
- 8/25 Wayne Mass (OT) from Miami for Patriots' seventh round choice in 1973.
- 8/29 Greg Slough (LB) from Oakland for future considerations

1973

- 1/30 Carl Garrett (RB) to Chicago for Detroit's first round choice in 1973.
- 4/19 Jim Cheyonski (LB), Halvor Hagen (DE) and Mike Montler (OT) to Buffalo for Edgar Chandler (LB), Jeff Lyman (LB), and Wayne Patrick (RB).

- 5/16 Bob Adams (TE) from Pittsburgh for Patriots' seventh round choice in 1974.
- 7/2 Lloyd Voss (DE) from Denver for Patriots' eighth round choice in 1974.*
- 7/3 Herb Adderley (DB) from Dallas for Patriots' 10th choice in 1974.*
- 7/6 Ron Berger (TE) to Buffalo for Ken Lee (LB).
- 7/25 Herb Adderley (DB) to Los Angeles for Bill DuLac (G).
- 7/25 Jeff Lyman (LB) to Los Angeles for Rams' seventh round choice in 1974.*
- 7/26 Mel Lunsford (DE) from Washington for Patriots' fifth round choice in 1974.
- 8/7 John Smith (K) to Pittsburgh for Steelers' 10th choice in 1974.*
- 8/9 Bill DuLac (G) to Green Bay for Kevin Hunt (OT).
- 8/16 Tom Reynolds (WR), Ken Lee (LB) and Patriots' eighth round choice in 1974 to Chicago for Bears' second round and fourth round choices in 1974.
- 8/22 Bill Peterson (LB) from Cincinnati for Patriots' fourth round choice in 1974.
- 8/29 Jerry List (RB) from Oakland for Patriots' 11th round choice in 1984.*
- 8/29 Henry Matthews (RB) to New Orleans for Saints' fifth round choice in 1974.
- 8/29 Charlie Richards (QB) from Washington for Patriots' ninth round choice in 1974.*
- 9/3 Ralph Anderson (S) from Pittsburgh for Chicago's fourth round choice in 1974 (through New England)
- 9/6 Brad Dusek (LB) and Patriots' third round choice in 1974 to Washington for Donnel Smith (DE) and Redskins' seventh round choice in 1974.
- 9/10 Dennis Wirgowski (DE) to Philadelphia for Eagles' sixth round choice in 1974.
- 9/10 Brian Stenger (LB) from Pittsburgh for Patriots' 10th round choice in 1974.

1974

- 1/29 Dick Gordon (WR) from Green Bay for John Mosier (TE).
- 1/30 Jack Mildren (DB) from Baltimore for Patriots' sixth round choice in 1974.
- 1/30 Steve Kiner (LB) to Houston for Oilers' ninth round choice in 1974.
- 8/7 Archie Pearson (DE) sold to Detroit.
- 8/13 Don Highsmith (RB) from Atlanta for Patriots' 12th round choice in 1975.
- 8/14 Dave Lewis (P) purchased from Cincinnati.
- 8/14 James Callier (DE) sold to Chicago.
- 8/16 George Webster (LB) from Pittsburgh for Patriots' 10th round choice in 1975.
- 8/23 Dave Rowe (DT) to San Diego for Chargers' sixth round choice in 1975.
- 9/4 Dave Mason (S) to Green Bay for Packers' 10th round choice in 1975.*



All-Time Trades (Cont.)

9/10 Tony McGee (DE) from Chicago for Patriots' eighth round choice in 1975 and third round choice in 1976.

9/11 Craig Hanneman (DE) from Pittsburgh for Patriots' ninth round choice in 1975.

1975

1/23 John Tarver (RB) to Philadelphia for Eagles' fifth round choice in 1975 and eighth round choice in 1976.

1/28 Reggie Rucker (WR) to Cleveland for San Diego's fourth round choice in 1975 (through Cleveland).

1/28 Leon Crosswhite (RB) acquired from Detroit for Patriots' sixth round choice in 1975 and Philadelphia's eighth round choice in 1976.

1/29 NFL rights to Eddie Foster (OT) traded to Washington Redskins' 12th choice in 1975.

2/5 Joe Sweet (WR) to San Diego for past considerations.

7/3 Bob Howard (CB) from San Diego for Chargers' fifth round choice in 1976.

7/15 Steve Zabel (LB) from Philadelphia for Patriots' fourth and eighth round choices in 1976.

7/30 Jon Morris (C) to Detroit for Lions' sixth round choice in 1976.

7/31 Josh Ashton (RB) to New Orleans for Saints' seventh round choice in 1976.

8/5 Bob Adams (TE) to Houston for Oilers' seventh round choice in 1976.*

8/21 Lawrence Williams (WR) to New Orleans for Saints' eighth round choice in 1976.*

8/21 Leon McQuay (RB) from NY Giants for Patriots' sixth round choice in 1976.

8/28 Durwood Keaton (S) from St. Louis for undisclosed future draft choice.

9/1 Derrick Williams (DB) from Los Angeles for undisclosed future draft choice.*

9/8 Doug Dressler (RB) from Cincinnati for Patriots' seventh round choice in 1976.

1976

3/30 Players lost due to NFL expansion draft (to Seattle and Tampa Bay) QB Neil Graff and RB Kerry Marbury to Seattle, (S) Durwood Keaton to Tampa Bay.

4/5 QB Jim Plunkett to San Francisco for QB Tom Owen and the 49ers two first round draft choices (one through Houston) in 1976 and the 49ers first and second round choices in 1977.

4/8 (CB) Ron Bolton to Cleveland for (OT) Bob McKay.

4/9 Doug Cumler (OC) to Minnesota for the Vikings' eighth round draft choice in 1976 and sixth round choice in 1977.

4/28 Leon McQuay (RB) to Oakland for the Raiders' 10th round draft choice in 1977.

9/6 Marlin Briscoe (WR) from Detroit for sixth round choice in 1977.

1977

3/11 Joe Blahak (DB) to Minnesota for cash.

8/22 Harold Hart (RB) to Washington for conditional draft choice.

9/6 John Sanders (DB) to Philadelphia for Eagles' eighth round draft choice (through Buffalo) in 1978.

10/4 Arthur Moore (NT) to Cleveland for conditional draft choice.

1978

8/14 Bob McKay (OT) to Detroit for Jim Mitchell (DE).

8/15 Mike Burke (P) from Denver for conditional draft choice.

8/16 Harold Jackson (WR) from Los Angeles for the Patriots' third round draft choice in 1979 and their fourth round choice in 1980.

8/22 Dave Purefory (DE) from Pittsburgh for Patriots' sixth round choice in 1979.

8/23 Tom Neville (OT) to Denver for Broncos' 10th round choice in 1979.

9/13 Bob McKay (OT) from Detroit for Patriots' 12th round choice in 1979.

1979

8/15 Leon Gray (OT) to Houston for Oilers' first and sixth round draft choices in 1980, plus cash.

1980

2/7 Mike St. Clair (DE) from Cleveland for Patriots' own sixth round choice in 1980 and Ernest Price (DE) from Cleveland for Patriots' 10th round choice in 1981.

4/17 Chuck Foreman (RB) from Minnesota for conditional draft choice in 1981 (third round).

7/26 Ed O'Neill (LB) from Detroit for Patriots' ninth round draft choice in 1981.

1981

4/23 Sam Adams (OG) to New Orleans for Saints' eighth round draft choice in 1981.

6/19 Mel Lunsford (DE) to Cincinnati Bengals for cash.

8/31 Bill Currier (DB) to New York Giants for Giants' 11th round draft choice in 1982 (used to draft QB Steve Sandon).

9/25 Horace Ivory (RB) to Seattle for Seahawks' third round draft choice in 1982 (used to pick LB Clayton Weishuhn).

1982

4/27 Tim Fox (FS) to San Diego for Chargers' second round draft choice in 1982 (Robert Weathers, RB) and their third round choice in 1983 (Steve Moore, OT)



All-Time Trades (Cont.)

- 4/27 Russ Francis (TE) and Patriots' 1982 second round draft choice to San Francisco for the 49ers first (Lester Williams, NT), both seconds (Andre Tippett, LB and Darryl Haley, OT) and fourth round (Brian Ingram, LB) draft choices in 1982.
- 4/28 Rod Shoate to Chicago for the Bears' fifth round draft choice in 1983 (Smiley Cresswell, DE).
- 5/25 John Lee (DE) to Chicago for conditional undisclosed draft choice.
- 8/2 Bill Matthews (LB) to NY Giants for undisclosed 1982 draft choice (James Williams, TE).
- 8/25 Tom Owen (QB) to Washington for Tom Flick (QB).
- 9/2 Tony McGee (DE) to Washington for a Redskins' middle round choice in 1984.

1983

- 9/6 Shelby Jordan (OT) to the Los Angeles Raiders for the Raiders' fourth round choice in 1985.
- 9/13 Don Hasselbeck to the Los Angeles Raiders for Derrick Ramsey (TE).
- 11/11 Mike Haynes (CB) and the Patriots' seventh round choice in 1985 to the Los Angeles Raiders for the Raiders' first round choice in 1984 (traded to Cincinnati along with three other choices for the first overall pick in the 1984 draft, used to draft Irving Fryar) and their second round choice in 1985.

1984

- 2/22 Patriots obtain Tony Franklin (K) from Philadelphia for a 1985 sixth round selection (156th pick overall) in which the Eagles drafted Ken Reeves (OT, Texas A&M).
- 7/31 Patriots obtain Seattle's 1986 second round selection (42nd pick overall - Mike Ruth, NT, Boston College) in exchange for Bob Cryder (T).
- 8/20 Patriots obtain Luke Prestridge (P) from Denver for a 1985 10th round selection (269th pick overall - Buddy Funck, QB, New Mexico)
- 8/21 Patriots obtain Greg Hawthorne (WR) from Pittsburgh for a 1985 ninth round selection (242nd pick overall - Andre Harris, DB, Minnesota).
- 8/27 Patriots obtain Rod McSwain (DB) from Atlanta for a 1985 eighth round selection (215th pick overall - Ronnie Washington, LB, N.E. Louisiana).
- 9/11 Patriots obtain 1984 seventh round selection from San Francisco (192nd overall - Derwin Williams, WR, New Mexico) for Ricky Smith (CB).

1985

- 4/30 Patriots obtain 1985 first, second, and third round selections from San Francisco and draft Trevor Matich (C, BYU, 28th pick overall), Ben Thomas (DE, Auburn, 56th pick), and Audrey McMillian (DB, Houston, 84th) in exchange for New England's 1985 1st and third round selections, where the 49ers drafted Jerry Rice (WR, Mississippi Valley St., 16th pick) and Ricky Moore (RB, Alabama, 75th pick).

- 5/18 Patriots obtain L.A. Raiders 1985 second round selection (52nd pick overall - Jim Bowman, DB, Central Michigan) as final compensation for the Mike Haynes deal in 1983.
- 7/2 Patriots obtain undisclosed 1986 draft pick from Indianapolis for Tim Golden (LB, Florida).
- 5/1 Patriots obtain L.A. Raiders 1985 fourth round selection (108th pick overall - Gerard Phelan, WR, Boston College) as final compensation for the Shelby Jordan trade in 1983.

1986

- 4/29 Patriots obtain Tampa Bay's 1987 fifth round selection (116th pick overall - Tom Gibson, TE, Northern Arizona) in exchange for New England's 1986 sixth round selection (165th pick overall - Kevin Walker, DB, East Carolina).
- 7/22 Patriots obtain Willie Scott (TE) from Kansas City for a 1987 eighth round selection (218th pick overall - Michael Clemons, RB, William & Mary).
- 8/11 Patriots obtain Washington's 1987 third round selection (81st pick overall) for the rights to Ricky Sanders (WR).
- 9/29 Patriots obtain San Diego's fifth round selection (through Tampa Bay) and draft Danny Villa (113th pick overall) in exchange for Vencie Glenn (CB).

1987

- 2/19 Patriots obtain Sean Ferrell (OG) from Tampa Bay for their 1987 second, seventh and ninth round selections. Tampa drafted Don Smith (RB, Mississippi, 51st pick overall), Harry Swayne (DE, Rutgers, 190th pick overall), and Greg Davis (P, Citadel, 246th pick overall).
- 5/6 Patriots obtain Minnesota's 1988 fourth round selection (97th overall - Sammy Martin, WR/KR, LSU) in exchange for Rich Gannon (QB).
- 7/27 Patriots obtain Tampa Bay's 1988 fourth round selection (87th pick overall - Tim Goad, NT, North Carolina) in exchange for Darryl Haley (T).
- 8/17 Patriots obtain Jim Romano (C) from Houston for an undisclosed future draft choice in 1988.
- 9/2 Patriots obtain a 10th round draft choice in 1988 from the L.A. Raiders (267th pick overall - Rodney Lossow, C, Wisconsin) in exchange for Brian Holloway (T).
- 10/13 Patriots obtain Doug Flutie (QB) from Chicago in exchange for their 1988 eighth round selection (208th pick overall - David Tate, DB, Colorado).

1988

- 4/24 Patriots obtain Minnesota's 1989 ninth round selection (248th pick overall - Curtis Wilson, OC, Missouri) for their 1988 11th round selection (296th pick overall - Norman Floyd, DB, S. Carolina).



All-Time Trades (Cont.)

- 4/24 Patriots obtain Washington's 1989 fourth round selection (96th pick overall) and draft Maurice Hurst (DB, Southern) in exchange for their 1988 fifth round selection (127th pick overall - Carl Mims, DB, Sam Houston St.).
- 4/25 Patriots obtain Minnesota's 1989 ninth round selection (247th pick overall - Curtis Wilson, OC, Missouri) in exchange for their 1988 11th round selection (296th pick overall - Norman Floyd (DB, South Carolina).
- 8/16 Patriots obtain Tony Stephens (NT) from New Orleans for a future draft choice.
- 8/22 Patriots obtain Thomas Benson (LB) from San Diego in exchange for their 1989 seventh round selection (183rd pick overall - Marion Butts, RB, Florida State).
- 8/26 Patriots obtain Tampa Bay's 1989 third round selection (63rd pick overall - Marv Cook, TE, Iowa) in exchange for Stephen Starring (WR).
- 8/29 Patriots obtain Mike Baab (C) from Cleveland in exchange for their 1989 fifth round selection (127th overall - Vince Workman, RB, Ohio State).

1989

- 4/23 Patriots obtain L.A. Raiders 1989 sixth (165th pick overall - Eric Mitchel, RB, Oklahoma) and eighth round selections (223rd pick overall - Tony Zackery, DB, Washington) in exchange for the Patriots' 1989 sixth round selection (156th pick overall - Doug Lloyd, RB, N. Dakota State).
- 4/26 Patriots obtain Monte Robbins (P) from Washington for a 1990 fourth round selection (86th pick overall - Cary Conklin, QB, Washington).

1990

- 4/22 Patriots obtain two 1990 first round selections from Seattle (eighth overall - Chris Singleton, LB, Arizona and 10th overall - Ray Agnew DE, North Carolina State) in exchange for their 1990 first round selection (third pick overall - Cortez Kennedy, DT, Miami) and their second round selection (29th pick overall - Terry Wooden, LB, Syracuse).
- 4/22 Patriots obtain Buffalo's 1990 fourth and 12th round selections (322nd pick overall - Blaine Rose, OG, Maryland) in exchange for two of their seventh round picks in 1990 (one of which came from Dallas).
- 4/22 Patriots obtain Dallas' 1990 third and fifth round selections (80th overall - Greg McMurtry, WR, Michigan and 120th pick overall - James Gray, RB, Texas Tech) in exchange for their third (originally Seattle's) sixth, and eighth round selections.

1991

- 4/20 Patriots obtain Dallas' 1991 first round (11th overall - Pat Harlow, T, Southern Cal) and second round selections (41st overall - Jerome Henderson, CB, Clemson) plus veterans Ron Francis (CB), David Howard (LB), and Eugene Lockhart (LB) all in exchange for New England's 1991 first round selection (first pick overall - Russell Maryland, DT, Miami).
- 4/21 Patriots obtain Houston's first round selection (17th pick overall - later traded) in exchange for their 1991 second round selection (28th pick overall) and fourth round selection (101st pick overall).
- 4/21 Patriots obtain Dallas' first round selection (14th pick overall, through New Orleans) and draft Leonard Russell (RB, Arizona State) in exchange for their first round selection (17th pick overall, acquired from Houston) and for New England's 1991 fourth round selection (110th pick overall, through Buffalo). Dallas drafted Kevin Harris (DE, Texas Southern).
- 4/22 Denver's fourth round choice in 1991 from New England to Pittsburgh for the Steelers' fourth and fifth round choices in 1991. Pittsburgh selected defensive back Sammy Walker (Texas Tech). New England traded Pittsburgh's fourth-round choice in 1991 to the L.A. Raiders for Dallas' fifth round choice in 1991 and the Raiders' fourth round choice choice in 1992. The Raiders selected Raghib Ismail (Notre Dame). New England selected TE Ben Coates (Livingstone).
- 4/22 Patriots obtained San Diego's 1991 11th round selection (303rd pick overall, through the L.A. Raiders), draft Paul Asbury (P, S.W. Texas State), and a 1992 fourth round selection (90th pick overall) where the Patriots drafted Dion Lambert (DB, UCLA) in exchange for a 1991 fifth round selection (127th pick overall, acquired from Pittsburgh earlier in the draft). San Diego drafted Floyd Fields (DB, Arizona State).
- 9/17 Patriots obtain Jesse Solomon (LB) from Dallas for a future draft choice.
- 9/18 Patriots obtain Tampa Bay's 1992 fifth round selection (116th pick overall - Dwayne Saab, LB, New Hampshire) in exchange for Jesse Solomon (LB).

1992

- 4/26 Patriots obtain Dallas' 1992 first (13th pick overall - Eugene Chung, OL, Virginia Tech) and third round selections (71st pick overall - Kevin Turner, FB, Alabama) in exchange for their 1992 first (19th pick overall - Tony Smith, RB, Dallas traded to Atlanta), second (37th pick overall - Darren Woodson, CB, Arizona State), and their fourth round selections (104th pick overall, Dallas traded to Atlanta who drafted Franki Smith, DB, Baylor).



All-Time Trades (Cont.)

4/26 Patriots obtain Phoenix's 1992 second round selection (35th pick overall - Rod Smith, CB, Notre Dame) in exchange for their second (37th pick overall, from Atlanta - Tony Sacca, QB, Penn State) and fourth round selections (100th pick overall, from the L.A. Raiders - Michael Bankson (NT, Sam Houston State).

1993

3/30 Patriots obtain a 1993 fourth round selection (99th overall) from Green Bay in exchange for RB John Stephens.

4/1 Patriots obtain Miami's 1993 second round selection (51st pick overall - Todd Rucci, G, Penn State) and a 1994 third round selection (90th pick overall, Joe Burch, C, Texas Southern) in exchange for Irving Fryar (WR).

4/26 Patriots obtain San Francisco's 1993 fourth and fifth round selections (110th and 138th picks overall) and draft Corwin Brown (S, Michigan) and Richard Griffith (TE, Arizona) in exchange for a 1993 fourth round selection (99th pick overall, acquired from Green Bay in a trade for John Stephens). San Diego drafted Lewis Bush (LB, Washington State).

4/26 Patriots obtain Adrian White (DB) from Green Bay for a conditional 1994 seventh round selection (184th pick overall). Green Bay traded their selection to Denver who in turn drafted Butler By'Not'e (RB, Ohio State).

4/26 Patriots obtain Dallas' 1994 seventh round selection (222nd pick overall - Marty Moore, LB, Kentucky) in exchange for Hugh Millen (QB).

8/16 Patriots obtain George Williams (NT) from Cleveland for Rob McGovern (LB).

8/26 Patriots obtain Seattle's 1994 sixth round selection (168th pick overall - Max Lane, OT, Navy) for Jon Vaughn (RB).

1994

4/25 Patriots acquire running back Marion Butts and a third round draft choice (78th overall - Ervin Collier, NT, Florida A&M) from the San Diego Chargers in exchange for the Patriots' third (70th overall - Andre Coleman) and fifth round selections (137th overall - Aaron Laing).

4/25 Patriots acquire a fourth (121st overall - John Burke, TE, Virginia Tech) and a fifth round selection from Arizona in exchange for the Patriots' fourth round selection (107th overall - Perry Carter).

8/10 Patriots obtain RB Leroy Thompson from the Pittsburgh Steelers for the Patriots 1995 fourth-round selection (120th overall - Oliver Gibson).

1995

4/23 Patriots acquire Kansas City's 1995 fourth-round choice (112th overall - David Wohlabaugh, C, Syracuse) for the Patriots' 1996 third-round selection.

4/23 Patriots obtain a seventh-round pick (234th overall - Carlos Yancy, CB, Georgia) from Cleveland for their seventh-round selection (231st overall - A.C. Tellison).

8/11 Patriots obtain TE Jeff Wilner and WR Bill Schroeder from Green Bay for C Mike Arthur.

8/27 Patriots acquire DE Ferric Collons in a trade with Green Bay for past considerations.

1996

4/17 Patriots receive Oakland's 1996 second-round choice (57th overall - later traded back to Raiders, see next trade) for T Pat Harlow.

4/20 Patriots receive a 1996 third-round choice (76th overall - later traded to Detroit, see next trade), 1996 fourth-round choice (124th overall - Kantray Barber, FB, West Virginia) and 1996 fifth-round choice (149th overall - Christian Peter, DT, Nebraska) from the Oakland Raiders for the Patriots' 1996 second-round selection (the pick was acquired from the Raiders on 4/17/96).

4/20 Patriots acquire Detroit's 1996 third-round selection (86th overall - Tedy Bruschi, LB, Arizona), 1996 fourth-round selection (119th overall - Chris Sullivan, DE, Boston College) and 1996 sixth-round selection (195th overall - Marrio Grier, FB, Tenn.-Chattanooga) for the Patriots' 1996 third-round selection (76th overall - the pick was obtained from the Raiders earlier on 4/20/96).

1997

No Trades

1998

4/19 The Patriots acquire Minnesota's 1999 third round pick (91st overall - Tony George, DB, Florida) for CB Jimmy Hitchcock.

8/25 The Patriots traded DT Artie Smith to Dallas for past considerations.

8/30 The Patriots traded DL Mike Jones to the St. Louis Rams for an undisclosed future draft choice and WR Dietrich Jells was traded to the Philadelphia Eagles for an undisclosed future draft choice.

1999

3/31 The Patriots acquire Baltimore's 1999 sixth round pick (180th overall - Marcus Washington, DB, Colorado) for TE Lovett Purnell.

4/17 The Patriots acquire Seattle's 1999 first round pick (17th overall - Damien Woody, C, Boston College) for the Patriots' 1999 first round pick (20th), third round pick (82nd) and sixth round pick (191st).

4/17 The Patriots acquire Tennessee's 1999 second round pick (52nd overall - Kevin Faulk, RB, LSU) for the Patriots' 1999 second round pick (52nd) and fourth round pick (117 overall)



Free Agency Comings & Goings

The current Collective Bargaining Agreement went into effect on May 6, 1993 and will continue through the 2002 season with an option for 2003. In 1989, the NFL owners and the NFL Players Association agreed on Plan B free agency, which allowed "unprotected players" the freedom to sign with any NFL club. Below are some definitions of three categories of free agency.

Unrestricted Free Agent: Any player with four or more accrued seasons shall become an unrestricted free agent when his contract expires. Such a player is free to negotiate with any club. Other clubs may sign an unrestricted free agent without penalty or restrictions.

Restricted Free Agent: Any player with three or more accrued seasons, but less than four accrued seasons shall become a restricted free agent when his contract expires. Such a player is free to negotiate and sign with any club. If a restricted free agent is lost to another team, compensation is due to the original team. (Compensation is subject to a variety of restrictions which are outlined in the Collective Bargaining Agreement).

Negotiating Rights of Players with less than Three Accrued Seasons: Any veteran player with less than three accrued seasons whose contract has expired may negotiate or sign only with his prior club if a tender is offered on or before March 1. If the club does not offer a tender by this date, the player shall be completely free to negotiate and sign with any other club.

Below are the year-by-year comings and goings. All players listed are unrestricted free agents unless otherwise indicated (see notes at the bottom of the page).

Free Agents Signed

1999 (3)
 John FrieszQB Seattle
 Lee JohnsonP Cincinnati
 Lamont Warren+RB Indianapolis

1998 (2)
 Tony CarterFB Chicago
 Brian StablienWR Indianapolis

1997 (3)
 Steve IsraelCB San Francisco
 Zefross MossT Detroit
 Henry ThomasDT Detroit

1996 (8)
 Monty Brown (R)LB Buffalo
 Willie ClayS Detroit
 Shawn Jefferson+WR San Diego
 Michael McGruderCB Tampa Bay
 Rich McKenzie*LB Baltimore
 Pio SagapoluteleDT Baltimore
 Larry TharpeT Arizona
 Tom TupaP Baltimore
 Mark WheelerDT Tampa Bay

1995 (6)
 Bobby AbramsLB Minnesota
 Jeff DellenbachC Miami
 Jon HandDE Indianapolis
 David MeggettRB NY Giants
 Tim Roberts (R)DE Houston
 Reggie White*NT San Diego

1994 (6)
 Steve DeOssieLB NY Jets
 Myron GuytonCB NY Giants
 Bob KratchG NY Giants
 Mike Jones*DE Arizona
 Ricky ReynoldsCB Tampa Bay
 Blair ThomasRB NY Jets

Free Agents Lost

1999 (6)
 Todd CollinsLB St. Louis
 Tom TupaP NY Jets
 Mark WheelerDT Philadelphia
 Dave WohlabaughC Cleveland
 Devin WymanDT Minnesota
 Scott ZolakQB NY Jets

1998 (5)
 Keith ByarsFB NY Jets
 Sam GashFB Buffalo
 Mike GislerOL NY Jets
 Curtis Martin (R)RB NY Jets
 Danny VillaLS (No Team)

1997 (6)
 Jerome HendersonCB NY Jets
 Terry RayS (No Team)
 Ricky ReynoldsCB (No Team)
 William RobertsG NY Jets
 Dwayne SabbLB St. Louis
 Otis SmithCB NY Jets

1996 (2)
 Tim RobertsDE (No Team)
 Bryan WagnerP (No Team)

1995 (6)
 Ray AgnewDE NY Giants
 Harlon BarnettS Minnesota
 David Bavaro*LB New Orleans
 Tim GoadNT Cleveland
 Michael TimpsonWR Chicago
 Kevin Turner (R)FB Philadelphia

1994 (3)
 Greg McMurtryWR L.A. Rams
 Leonard Russell+RB Denver
 Brent WilliamsDE Seattle



Free Agency Comings & Goings

Free Agents Signed

1993 (8)

Mike Farr	WR	Detroit
Aaron Jones	DE	Pittsburgh
Mike Pitts	DE	Philadelphia
Leon Seals	DT	Philadelphia
Scott Secules	QB	Miami
Reyna Thompson	CB	NY Giants
Steve Trapilo	G	New Orleans
John Washington	DE	Atlanta

PLAN B FREE AGENCY

1992 (5)

Scott Bowles	G	49ers
Alex Johnson	WR	Houston
Rob McGovern	LB	Pittsburgh
Randy Robbins	S	Denver
Larry Williams	G	Saints

1991 (3)

Ivy Joe Hunter	FB	Colts
Victor Jones	RB	Houston
Hugh Millen	QB	Atlanta

1990 (10)

George Adams	RB	NY Giants
Chris Gambol	OT	Detroit
Chris Gannon	DE	San Diego
Ernest Gibson	CB	Miami
Richard Harvey	LB	Buffalo
Ilia Jarostchuk	LB	Phoenix
Damian Johnson	T	NY Giants
Jamie Morris	RB	Washington
Zeke Mowatt	TE	NY Giants
Bob White	C	Dallas
Tony Zakery	S	Atlanta

1989 (6)

Greg Davis	K	Atlanta
David Douglas	G/C	Cincinnati
Gary Jeter	DE	LA Rams
Mike Jones	WR	Kansas City
Eric Sievers	TE	LA Rams
David Viaene	T	Houston

Free Agents Lost

1993 (0)

PLAN B FREE AGENCY

1992 (10)

Rob Carpenter	WR	NY Jets
Stan Clayton	OL	Pittsburgh
Harry Colon	S	Detroit
Elbert Crawford	G	Denver
Millard Hamilton	WR	NY Giants
Jon Melander	G	Cincinnati
Ed Reynolds	LB	NY Giants
Jason Staurovsky	K	NY Jets
David Viaene	T	Green Bay
Tony Zackery	S	Cleveland

1991 (8)

Ventson Donelson	CB	Green Bay
Brian Hansen	P	Cleveland
Tim Hauck	S	Green Bay
Cedric Jones	WR	Houston
Jamie Lawson	RB	Tampa Bay
Eric Siever	TE	Miami
Mosi Tatupu	RB	L.A. Rams
Jamie Morris	RB	Minnesota

1990 (17)

Glenn Antrum	WR	NY Jets
Mike Baab	C	Cleveland
Aaron Chubb	LB	Green Bay
Raymond Clayborn	CB	Cleveland
Terrence Cooks	LB	Dallas
Patrick Egu	RB	NY Jets
Howard Feggins	CB	NY Giants
Milford Hodge	DE	Washington
Darryl Holmes	FS	Pittsburgh
Lawrence McGrew	LB	Cleveland
Emanuel McNeil	NT	NY Jets
Mike Morris	C	Kansas City
Tom Rehder	T	NY Jets
Rodney Rice	CB	Tampa Bay
Peter Shorts	DE	Kansas City
David Ward	LB	Kansas City
Curtis Wilson	C	Detroit

1989 (10)

Thomas Benson	LB	LA Raiders
Elgin Davis	RB	Pittsburgh
Teddy Garcia	K	Phoenix
Ernest Gibson	CB	Miami
Tom Gibson	DE	Cleveland
Eric Naposki	LB	Dallas
Eugene Profit	CB	Washington
Darryl Usher	WR	Cleveland
Toby Williams	NT	Green Bay
Troy Wolkow	G	Kansas City

(R) indicates restricted free agents.

*Indicates restricted free agent who was not tendered a qualifying offer.

+ restricted free agent whose rights were relinquished.

**ALL-TIME COACHES ROSTER**

NAME	POSITION	TOTAL YEARS	YEARS OF SERVICE
Atkins, David	Offensive Backs	1	1993
Beatty, Bruce	Offensive Line	4	1969-72
Belichick, Bill	Asst Head Coach/Secondary	1	1996
Bengtson, Phil	Head Coach (Interim)	1/14	1972
Berry, Raymond	Receivers	4	1978-81
	Head Coach	5.5	1984-89
Blackmon, Don	Staff Assistant	1	1988
	Linebackers	2	1989-90
Brittenham, Dean	Strength/Conditioning	3	1985-87
Brasher, Tommy	Linebackers	3	1982-84
Brune, Fred	Defensive Backfield	2	1962-63
Bryant, Cleve	Offensive Backfield	3	1982-84
Boudreau, Paul	Offensive Line	2	1997-98
Bullough, Hank	Defensive Line	7	1973-79
Campbell, Marion	Defensive Line	2	1962-63
Cappelletti, Gino	Special Teams	3	1979-81
Carroll, Pete	Head Coach	3	1997-99
Carthon, Maurice	Offensive Assistant	2	1994-95
	Running Backs	1	1996
Carr, Jim	Defensive Backfield	5	1985-89
Caruthers, LeBaron	Strength/Conditioning	3	1982-84
Collier, Joe	Defensive Backfield	2	1960-61
	Defensive Coordinator	2	1991-92
Collier Joel	Asst. Running Backs/WR	2	1991-92
Coury, Dick	Offensive Coordinator	2	1991-92
Crennel, Romeo	Defensive Line	4	1993-96
Crosby, Steve	Special Teams/Tight Ends	1	1990
Davidson, Jeff	Tight Ends	1	1997
	Offensive Line Assistant	2	1998-99
Dotsch, Rollie	Outside Linebackers	2	1975-76
Elias, Bill	Defensive Backfield	2	1969-70
Endicott, Steve	Receivers	2.5	1982-84
Erber, Lew	Offensive Coordinator/QBs	3	1982-84
Erhardt, Ron	Offensive Backfield	6	1973-78
	Head Coach	3	1979-81
Evans, Dick	Defensive Line	2	1971-72
Fairbanks, Chuck	Head Coach	6	1973-78
Fears, Ivan	Wide Receivers	3	1991-92, 99
Fletcher, Tom	Defensive Backfield	2	1971-72
Gerber, Norm	Inside Linebackers	2	1991-92
Gibson, Claude	Defensive Backfield	1	1968
Grier, Bobby	Offensive Backfield	9	1981, 85-92
Groh, Al	Defensive Coordinator/LBs	4	1993-96
Hamilton, Ray	Asst. Defensive Line	5	1985-89
	Defensive Line	3	1997-99
Hoaglin, Fred	Offensive Line	4	1993-96
Holovak, Mike	Offensive Backfield	1.5	1960-61
	Head Coach	7.5	1961-68
Humenuik, Rod	Asst. Head Coach/O-Line	4	1985-88
	Offensive Line	3	1990-92
Jackson, Harold	Receivers	5	1985-89
Jones, Stan	Defensive Line	2	1991-92
Kennan, Larry	Offensive Coordinator	1	1997
Khayat, Eddie	Defensive Line	5	1985-89
Kinard, Billy	Defensive Backfield	2	1979-80
Lantz, Rick	Linebackers	1	1981
Lindsey, Dale	Defensive Line	1	1990
Loud, Rommie	Linebackers	1	1966
Lynn, Ron	Defensive Backs	3	1997-99
MacPherson, Dick	Head Coach	2	1991-92
McLaughlin, Leon	Offensive Line	1	1977
Mazur, John	Offensive Backfield	1.5	1969-70
	Head Coach	2.5	1970-72
	Linebackers	4	1969-72
Meyer, John	Head Coach	2.5	1982-84
Meyer, Ron	Special Teams	1	1972
Miller, Burnie	Special Teams	1	1972
Miller, Red	Offensive Line	6	'60-61, 73-76
Moore, Myrel	Outside Linebackers	2	1991-92

NAME	POSITION	TOTAL YEARS	YEARS OF SERVICE
Mora, Jim	Defensive Coordinator	1	1982
Morris, Guy	Asst. Offensive Line	2	1988-89
Muir, Bill	Offensive Line	3	1982-84
Nelsen, Bill	Quarterbacks	2	1973-74
Nelson, Steve	Linebackers	1	1990
Palmer, Chris	Wide Receivers	4	1993-96
Parcells, Bill	Linebackers	1	1980
	Head Coach	4	1993-96
Parker, Johnny	Strength/Conditioning	7	1993-99
Parilli, Babe	Quarterbacks	1	1981
Patterson, Andre	Defensive Assistant	1	1997
Pelini, Bo	Linebackers	3	1997-99
Perkins, Ray	Receivers	4	1974-77
	Offensive Coordinator	4	1993-96
Polonchek, John	QBs/Special Asst. to Coach	12	'75-80, 85-90
Pope, Mike	Running Backs	1	1994
	Tight Ends	2	1995-96
Raye, Jimmy	Offensive Coordinator/QBs	1	1990
Reilly, Jack	Quarterbacks	2	1998-99
Richardson, Jesse	Defensive Line	5	1965-69
Ringo, Jim	Offensive Line	4	1978-81
Roach, Dick	Defensive Backs	1	1981
Rowan, Keith	Special Teams	1	1989
Rush, Clive	Head Coach	1.5	1969-70
Rust, Rod	Defensive Coordinator	5	1983-87
	Head Coach	1	1990
Rutigliano, Sam	Off. Backs/Receivers	3	1971-73
Saban, Lou	Head Coach	1.5	1960-61
Scameccia, Dante	Special Teams/TE's	9	1982-88
			1991-92
	Special Assistant	2	1993-94
	Defensive Asst./LB's	2	1995-96
	Special Teams	2	1997-98
	Offensive Line	1	1999
Seely, Brad	Special Teams	1	1999
Shinnick, Don	Linebackers	5	1985-89
Shurmur, Fritz	Defensive Line	4	1978-81
Sidwell, Steve	Linebackers	3	1982-84
	Defensive Coordinator	3	1997-99
Simmons, Jerry	Strength/Conditioning	3	1988-90
Smith, Carl	Asst. Head Coach/QBs	1	1997
	Tight Ends	2	1998-99
Smith, Jerry	Defensive Line	2	1960-61
Spinney, Art	Offensive Line	7	1962-68
Steckel, Les	Quarterbacks/Receivers	4	1985-88
Stoltz, Jerry	Receivers	4	1969-72
Sumner, Charlie	Linebackers/Secondary	6	1973-78
	Defensive Coordinator/DBs	1	1990
Sweatman, Mike	Special Teams	4	1993-96
Taseff, Carl	Defensive Backs	1	1964
Trott, Bob	Defensive Backs	3	1993-95
Uyrus, Dave	Asst. Special Teams/DL	2	1991-92
Valek, Jim	Special Teams	3	1973-75
Walker, DeWayne	Defensive Assistant/DBs	2	1998-99
Walker, Dick	Defensive Backs	1	1977
Walters, Steve	Defensive Backs	3	1982-84
	Wide Receivers	2	1997-98
Weaver, Larry	Defensive Backfield	4	1973-76
Weber, Chuck	Defensive Line/Backfield	4	1964-67
Weis, Charlie	Tight Ends	2	1993-94
	Running Backs	1	1995
	Wide Receivers	1	1996
West, Charlie	Defensive Backs	2	1991-92
Wilson, Kirby	Running Backs	3	1997-99
Wood, Richard	Receivers	2	1989-90
Yewcic, Tom	Offensive Backs/Sp Teams	3	1976-78
Zampese, Ernie	Offensive Coordinator	2	1998-99

All-Time Coaching Records

(Listed in Date Order)

Coach	Seasons	Years	Regular Season	Postseason	Pct.
			W-L-T	W-L-T	
Lou Saban*	1.5	1960-61	7-12-0	0-0-0	.368
Mike Holovak	7.5	1961-68	52-46-9	1-1-0	.528
Clive Rush**	1.5	1969-70	5-16-0	0-0-0	.238
John Mazur***	2.0	1970-72	9-21-0	0-0-0	.300
Phil Bengtson	0.5	1972	1-4-0	0-0-0	.200
Chuck Fairbanks	6.0	1973-78	46-39-0	0-2-0	.529
Bullough-Erhardt#		1978	0-1-0	0-0-0	.000
Ron Erhardt	3.0	1979-81	21-27-0	0-0-0	.438
Ron Meyer##	2.5	1982-84	18-15-0	0-1-0	.529
Raymond Berry	5.5	1984-89	48-39-0	3-2-0	.554
Rod Rust	1.0	1990	1-15-0	0-0-0	.063
Dick MacPherson	2.0	1991-92	8-24-0	0-0-0	.250
Bill Parcells	4.0	1993-96	32-32-0	2-2-0	.500
Pete Carroll	2.0	1997-98	19-13-0	1-2-0	.571
All-Time Totals	39.0	1960-98	267-304-9	7-10-0	.412

* Released after five games in 1961
 ** Released after seven games in 1970
 *** Released after nine games in 1972
 # Ron Erhardt and Hank Bullough served as co-host coaches during Chuck Fairbanks' one-game suspension (12/18/78).
 ## Released after five games in 1984.


Coach	Games	Postseason Games		Pct.
		Years	W-L-T	
Mike Holovak	2	1963	1-1-0	.500
Chuck Fairbanks	2	1976, 1978	0-2-0	.000
Ron Meyer	1	1982	0-1-0	.000
Raymond Berry	5	1985, 1986	3-2-0	.600
Bill Parcells	4	1994, 1996	2-2-0	.500
Pete Carroll	3	1997, 1998	1-2-0	.333
Postseason Totals	17	10 Years	7-10-0	.412

Coach	Games	Preseason Games		Pct.
		Years	W-L-T	
Lou Saban	9	1960-61	7-2-0	.778
Mike Holovak	27	1962-68	5-22-0	.185
Clive Rush	9	1969-70	2-7-0	.222
John Mazur	12	1971-72	3-9-0	.250
Chuck Fairbanks	34	1973-78	20-13-0	.603
Ron Erhardt	12	1979-81	7-5-0	.583
Ron Meyer	12	1982-84	3-9-0	.250
Raymond Berry	21	1985-89	10-11-0	.476
Rod Rust	4	1990	0-4-0	.000
Dick MacPherson	8	1991-92	2-6-0	.250
Bill Parcells	16	1993-96	8-8-0	.500
Pete Carroll	9	1997-98	6-3-0	.667
Preseason Totals	178	1960-98	73-104-1	.411

Coach	Games	Opening Day Games		Pct.
		Years	W-L-T	
Lou Saban	2	1960-61	0-2-0	.000
Mike Holovak	7	1962-68	3-4-0	.429
Clive Rush	2	1969-70	1-1-0	.500
John Mazur	2	1971-72	1-1-0	.500
Chuck Fairbanks	6	1973-78	2-4-0	.333
Ron Erhardt	3	1979-81	1-2-0	.333
Ron Meyer	3	1982-84	2-1-0	.667
Raymond Berry	5	1985-89	5-0-0	1.000
Rod Rust	1	1990	0-1-0	.000
Dick MacPherson	2	1991-92	1-1-0	.500
Bill Parcells	4	1993-96	1-3-0	.250
Pete Carroll	2	1997-98	1-1-0	.500
Opening Day Totals	39	1960-98	18-21-0	.462



NEW ENGLAND PATRIOTS ALL-TIME RESULTS



40 YEARS OF PATRIOTS FOOTBALL





PATRIOTS IN THE PRESEASON

ALL-TIME PRESEASON RESULTS

1960 (4-1-0)		SCORE	
DATE	SITE (ATTENDANCE)		
7/30	at Buffalo (16,000)	Patriots 28, Bills 7	
8/5	at Providence (4,706)	Patriots 43, Broncos 6	
8/14	at Boston (11,000)	Texans 24, Patriots 14	
8/21	at Worcester, Mass. (7,500)	Patriots 21, Bills 7	
8/28	at Amherst, Mass. (4,000)	Patriots 28, Raiders 14	
1961 (3-1-0)		SCORE	
DATE	SITE (ATTENDANCE)		
8/10	at Boston (15,387)	Patriots 14, Titans 3	
8/19	at Philadelphia (73,916)	Titans 17, Patriots 7	
8/25	at Providence (4,762)	Patriots 28, Bills 10	
9/1	at Buffalo (9,022)	Patriots 15, Bills 12	
1962 (2-3-0)		SCORE	
DATE	SITE (ATTENDANCE)		
8/11	at Providence (9,000)	Raiders 21, Patriots 20	
8/15	at Buffalo (22,112)	Patriots 12, Bills 7	
8/18	at New Orleans (31,000)	Oilers 20, Patriots 10	
8/25	at Lowell, Mass. (11,118)	Patriots 17, Titans 10	
9/1	at Boston (8,783)	Bills 7, Patriots 6	
1963 (0-5-0)		SCORE	
DATE	SITE (ATTENDANCE)		
8/4	at Oakland (9,721)	Raiders 24, Patriots 17	
8/10	at San Diego (16,427)	Chargers 50, Patriots 17	
8/14	at Lowell, Mass. (9,387)	Oilers 21, Patriots 20	
8/24	at Buffalo (17,697)	Bills 24, Patriots 14	
9/1	at New Brunswick, N.J. (12,500)	Jets 22, Patriots 20	
1964 (0-5-0)		SCORE	
DATE	SITE (ATTENDANCE)		
8/9	at Boston (20,087)	Oilers 38, Patriots 7	
8/18	at Lowell, Mass. (6,390)	Jets 23, Patriots 7	
8/22	at New Brunswick, N.J. (11,500)	Jets 21, Patriots 20	
8/28	at Buffalo (12,566)	Bills 24, Patriots 14	
9/5	at Denver (20,568)	Broncos 27, Patriots 17	
1965 (0-5-0)		SCORE	
DATE	SITE (ATTENDANCE)		
8/8	at Boston (23,674)	Bills 23, Patriots 0	
8/13	at Allentown, Pa. (18,000)	Jets 26, Patriots 16	
8/21	at Houston (30,142)	Oilers 27, Patriots 6	
8/28	at Norfolk, Va. (9,217)	Jets 17, Patriots 0	
9/4	at Kansas City (15,157)	Chiefs 34, Patriots 7	
1966 (1-3-0)		SCORE	
DATE	SITE (ATTENDANCE)		
8/7	at Boston (23,291)	Bills 19, Patriots 13	
8/20	at Anaheim (36,038)	Patriots 21, Raiders 10	
8/27	at San Diego (11,894)	Chargers 31, Patriots 13	
9/1	at Mobile, Ala. (22,000)	Jets 41, Patriots 3	
1967 (1-3-0)		SCORE	
DATE	SITE (ATTENDANCE)		
8/4	at Bridgeport, Conn. (16,000)	Jets 55, Patriots 13	
8/13	at Boston (29,313)	Colts 33, Patriots 3	
8/20	at Rochester, N.Y. (15,300)	Patriots 13, Bills 10	
8/26	at Boston (15,523)	Redskins 13, Patriots 7	
1968 (1-3-0)		SCORE	
DATE	SITE (ATTENDANCE)		
8/10	at New Orleans (54,400)	Saints 19, Patriots 0	
8/17	at Richmond, Va. (14,000)	Jets 25, Patriots 3	
8/23	at Jacksonville, Fla. (15,003)	Patriots 19, Dolphins 17	
9/2	at Boston (31,404)	Eagles 22, Patriots 20	
1969 (2-3-0)		SCORE	
DATE	SITE (ATTENDANCE)		
8/10	at Bowling Green (16,900)	Patriots 21, Bengals 13	
8/17	at Boston (24,084)	Falcons 34, Patriots 16	
8/25	at Montreal (8,212)	Lions 22, Patriots 9	
8/31	at Jacksonville, Fla. (18,375)	Patriots 26, Broncos 10	
9/6	at Birmingham (18,000)	Dolphins 13, Patriots 0	
1970 (0-4-0)		SCORE	
DATE	SITE (ATTENDANCE)		
8/16	at Boston (25,584)	Redskins 45, Patriots 21	
8/29	at Jackson, Miss. (32,000)	Saints 26, Patriots 0	
9/4	at Shreveport, La. (22,000)	Steelers 31, Patriots 3	
9/11	at Salt Lake City, Ut. (17,832)	Broncos 16, Patriots 14	

ALL-TIME PRESEASON STANDINGS

TEAM	W	L	T	PCT.	PF	PA	ATTENDANCE
Arizona/Phoenix/St. Louis	1	1	0	.500	21	62	73,809
Atlanta	5	5	0	.500	236	246	391,289
Buffalo	6	7	0	.462	191	201	211,895
Carolina	0	0	0	.000	0	0	0
Chicago	1	0	0	1.000	27	17	50,892
Cincinnati	1	2	0	.333	52	53	71,609
Cleveland	1	2	0	.333	57	52	111,733
Dallas	3	1	0	.750	89	60	274,708
Denver	3	5	0	.375	193	176	247,066
Detroit	1	4	0	.200	90	158	212,316
Green Bay	6	6	0	.500	211	198	553,975
Indianapolis	0	2	0	.000	17	67	72,099
Jacksonville	0	0	0	.000	0	0	0
Kansas City	3	3	0	.500	132	112	174,795
Miami	1	1	0	.500	19	30	33,003
Minnesota	3	2	0	.600	105	96	231,722
New Orleans	4	3	0	.571	140	126	290,295
NY Giants	3	8	0	.273	167	207	442,633
NY Jets	2	10	0	.167	129	298	238,110
Oakland/LA Raiders	5	6	1	.434	269	246	435,870
Philadelphia	7	7	0	.500	278	245	586,154
Pittsburgh	1	4	0	.200	66	122	228,715
San Diego	2	5	0	.286	118	178	175,438
San Francisco	0	3	0	.000	35	51	69,728
Seattle	1	1	0	.500	40	42	105,693
St. Louis/LA Rams	4	4	0	.500	155	142	360,655
Tampa Bay	1	2	0	.333	48	101	165,959
Tennessee/Houston	0	5	0	.000	57	133	138,729
Washington	8	5	0	.615	292	277	489,643
TOTALS	73	104	1	.411	3,234	3,692	6,484,907

1971 (1-5-0)		SCORE	
DATE	SITE (ATTENDANCE)		
8/8	at Minneapolis (31,813)	Vikings 17, Patriots 10	
8/15	at Foxboro (60,423)	Patriots 20, Giants 14	
8/22	at Buffalo (31,610)	Bills 28, Patriots 14	
8/29	at Foxboro (53,271)	Rams 31, Patriots 21	
9/5	at Foxboro (48,631)	Falcons 45, Patriots 35	
9/10	at Memphis, Tenn. (28,082)	Jets 38, Patriots 9	
1972 (2-4-0)		SCORE	
DATE	SITE (ATTENDANCE)		
8/5	at Oakland (53,661)	Raiders 31, Patriots 24	
8/12	at Philadelphia (30,000)	Eagles 29, Patriots 20	
8/20	at Foxboro (50,892)	Patriots 27, Bears 17	
8/27	at Foxboro (51,470)	Giants 31, Patriots 10	
9/2	at Denver (37,128)	Broncos 49, Patriots 24	
9/10	at Foxboro (47,684)	Patriots 34, Lions 30	
1973 (1-5-1)		SCORE	
DATE	SITE (ATTENDANCE)		
7/28	at Canton, Ohio (19,685)	49ers 20, Patriots 7	
8/5	at Foxboro (43,914)	Patriots 17, Raiders 17	
8/12	at Foxboro (49,209)	Giants 13, Patriots 7	
8/18	at Atlanta (56,239)	Falcons 27, Patriots 10	
8/25	at New Orleans (64,131)	Patriots 31, Saints 6	
9/2	at Foxboro (50,369)	Redskins 35, Patriots 14	
9/7	at Detroit (50,104)	Lions 34, Patriots 21	

**ALL-TIME PRESEASON RESULTS (Cont.)****1974 (4-2-0)**

DATE	SITE (ATTENDANCE)
8/2	at Washington (16,405)
8/11	at Foxboro (17,992)
8/18	at Foxboro (20,546)
8/24	at San Diego (18,903)
8/31	at Spokane, Wash. (18,000)
9/8	at Foxboro (35,412)

1975 (3-2-0)

8/10	at Foxboro (40,726)
8/17	at Foxboro (40,218)
8/22	at Philadelphia (40,156)
8/30	at Milwaukee (51,769)
9/7	at Foxboro (39,502)

1976 (3-3-0)

8/1	at Foxboro (30,032)
8/6	at Norman, Ok. (23,800)
8/15	at Foxboro (30,552)
8/21	at Atlanta (30,619)
8/30	at Cleveland (36,016)
9/5	at Foxboro (32,254)

1977 (5-1-0)

8/6	at E. Rutherford, N.J. (44,471)
8/13	at Milwaukee (53,244)
8/22	at Philadelphia (28,025)
8/28	at Foxboro (43,779)
9/4	at Foxboro (41,053)
9/11	at Foxboro (41,346)

1978 (4-0-0)

8/5	at Los Angeles (60,134)
8/12	at Oakland (53,335)
8/20	at Foxboro (39,043)
8/27	at Foxboro (42,696)

1979 (2-2-0)

8/4	at Atlanta (59,725)
8/12	at Foxboro (44,955)
8/19	at Foxboro (45,518)
8/24	at Denver (75,103)

1980 (1-3-0)

8/11	at Anaheim (66,656)
8/16	at Oakland (41,649)
8/24	at Foxboro (45,207)
8/29	at Seattle (64,759)

1981 (4-0-0)

8/10	at Anaheim (69,006)
8/15	at Tampa, Fla. (66,553)
8/22	at Foxboro (43,032)
8/30	at Foxboro (44,078)

1982 (1-3-0)

8/14	at Knoxville, Tenn. (93,251)
8/20	at Philadelphia (56,431)
8/28	at Dallas (50,118)
9/4	at Foxboro (39,888)

1983 (0-4-0)

8/6	at Knoxville, Tenn. (42,816)
8/14	at S. F. (50,043)
8/20	at Los Angeles (40,190)
8/26	at Tampa Bay (52,108)

1984 (2-2-0)

8/3	at Foxboro (34,751)
8/11	at Buffalo (19,578)
8/17	at Washington (35,932)
8/24	at Foxboro (22,721)

1985 (1-3-0)

8/10	at Foxboro (27,014)
8/17	at Kansas City (35,162)
8/23	at Washington (50,538)
8/31	at Los Angeles (39,911)

SCORE

Patriots 21, Redskins 16
Giants 21, Patriots 6
Patriots 7, Saints 3
Patriots 23, Chargers 14
Broncos 27, Patriots 21
Patriots 27, Eagles 17

Giants 28, Patriots 14
Patriots 36, Vikings 10
Eagles 24, Patriots 10
Patriots 20, Packers 17(OT)
Patriots 31, Chargers 24

Patriots 13, Giants 7 (OT)
Chargers 26, Patriots 17
Packers 16, Patriots 14
Patriots 28, Falcons 17
Browns 30, Patriots 27
Patriots 27, Eagles 7

Patriots 19, Giants 3
Patriots 38, Packers 3
Eagles 21, Patriots 10
Patriots 13, Steelers 10(OT)
Patriots 45, Redskins 7
Patriots 29, Falcons 10

Patriots 14, Rams 7
Patriots 21, Raiders 7
Patriots 24, Chiefs 7
Patriots 21, Browns 10

Patriots 37, Falcons 14
Rams 15, Patriots 3
Patriots 35, Raiders 14
Broncos 20, Patriots 17(OT)

Patriots 35, Rams 31
Raiders 31, Patriots 29
Eagles 23, Patriots 17
Seahawks 30, Patriots 23

Patriots 34, Rams 21
Patriots 17, Buccaneers 16
Patriots 23, Raiders 21
Patriots 19, Redskins 10

Steelers 24, Patriots 20
Eagles 14, Patriots 7
Cowboys 36, Patriots 21
Patriots 41, Packers 27

Steelers 27, Patriots 16
49ers 17, Patriots 15
Rams 13, Patriots 7
Buccaneers 41, Patriots 21

Giants 48, Patriots 20
Bills 23, Patriots 13
Patriots 31, Redskins 27
Patriots 36, Chiefs 7

Saints 32, Patriots 20
Patriots 31, Chiefs 13
Redskins 37, Patriots 36
Rams 14, Patriots 13

1986 (4-1-0)

DATE	SITE (ATTENDANCE)
8/2	at Canton, Ohio (22,739)
8/10	at Foxboro (37,335)
8/16	at New Orleans (54,364)
8/22	at Los Angeles (44,352)
8/30	at Green Bay (50,642)

1987 (2-2-0)

8/16	at Foxboro (50,014)
8/23	at Foxboro (38,734)
8/29	at Minneapolis (49,339)
9/4	at Jacksonville, Fla. (52,508)

1988 (1-3-0)

8/6	at Foxboro (32,949)
8/13	at Memphis, Tenn. (48,113)
8/20	at Philadelphia (41,502)
8/26	at Foxboro (30,941)

1989 (2-2-0)

8/12	at Foxboro (32,398)
8/19	at St. Louis (48,746)
8/26	at Atlanta (21,118)
9/1	at Foxboro (26,549)

1990 (0-4-0)

8/9	at Montreal (26,869)
8/18	at Jacksonville, Fla. (51,066)
8/24	at Foxboro (23,768)
8/31	at Foxboro (24,106)

1991 (1-3-0)

8/3	at Green Bay (52,852)
8/10	at Foxboro (16,757)
8/17	at Phoenix (51,070)
8/24	at Foxboro (21,147)

1992 (1-3-0)

8/8	at Indianapolis (42,786)
8/14	at Foxboro (18,626)
8/22	at Detroit (53,682)
8/29	at Milwaukee, Wis. (47,152)

1993 (1-3-0)

8/7	at San Diego (46,286)
8/14	at Toronto, CAN (33,021)
8/20	at Foxboro (24,909)
8/27	at Foxboro (46,501)

1994 (3-1-0)

8/5	at Foxboro (37,800)
8/13	at Los Angeles (24,847)
8/18	at Foxboro (45,394)
8/26	at Green Bay (57,722)

1995 (1-3-0)

8/4	at Foxboro (52,634)
8/12	at Foxboro (56,241)
8/17	at Philadelphia (53,072)
8/25	at Oakland (51,709)

1996 (3-1-0)

8/2	at Green Bay (57,918)
8/12	at Dallas (57,874)
8/18	at Foxboro (55,606)
8/23	at Foxboro (48,242)

1997 (3-1-0)

7/31	at Green Bay (60,778)
8/8	at Foxboro (60,292)
8/17	at Foxboro (55,354)
8/21	at Philadelphia (40,000)

1998 (3-2-0)

8/2	at San Francisco (46,374)
8/9	at Foxboro (54,111)
8/17	at Mexico City (106,424)
8/22	at Washington (63,781)
8/29	at Foxboro (59,001)

SCORE

Patriots 21, Cardinals 16
Patriots 18, Redskins 7
Patriots 38, Saints 34
Raiders 24, Patriots 10
Patriots 16, Packers 9

Giants 19, Patriots 17
Eagles 19, Patriots 13(OT)
Patriots 38, Vikings 27
Patriots 14, Falcons 13

Falcons 34, Patriots 30
Oilers 27, Patriots 14
Patriots 24, Eagles 21
Bengals 27, Patriots 21

Giants 20, Patriots 17
Patriots 17, Seahawks 12
Patriots 23, Falcons 7
Packers 16, Patriots 0

Steelers 30, Patriots 14
Buccaneers 44, Patriots 10
Bengals 13, Patriots 10
Falcons 45, Patriots 14

Packers 28, Patriots 7
Redskins 27, Patriots 6
Cardinals 46, Patriots 0
Patriots 24, Giants 6

Colts 34, Patriots 14
Chargers 20, Patriots 10
Lions 42, Patriots 9
Patriots 24, Packers 10

Chargers 13, Patriots 7
Browns 12, Patriots 9
Patriots 21, Packers 17
Chiefs 27, Patriots 20

Patriots 24, Saints 6
Patriots 28, Rams 10
Patriots 27, Redskins 17
Packers 24, Patriots 10

Lions 30, Patriots 17
Patriots 21, Vikings 14
Eagles 31, Patriots 7
Raiders 32, Patriots 24

Packers 24, Patriots 7
Patriots 31, Cowboys 7
Patriots 37, Eagles 10
Patriots 27, Redskins 19

Packers 7, Patriots 3
Patriots 16, Cowboys 10
Patriots 31, Broncos 21
Patriots 28, Eagles 14

49ers 14, Patriots 13
Vikings 28, Patriots 0
Patriots 21, Cowboys 3
Patriots 20, Redskins 17
Patriots 24, Eagles 7

39-year record: 73-104-1 (.411)

**ALL-TIME SERIES STANDINGS**

(Includes Regular Season and Playoff Games)

TEAM	W	L	T	PCT	PF	PA
Arizona/Phoenix/St. Louis	3	6	0	.333	141	200
Atlanta	3	6	0	.333	138	229
Baltimore Ravens	1	0	0	1.000	46	38
Buffalo	41	36	1	.532	1,576	1,534
Carolina	0	1	0	.000	17	20
Chicago	5	3	0	.625	144	122
Cincinnati	9	7	0	.563	262	357
Cleveland Browns	4	11	0	.267	209	298
Dallas	0	7	0	.000	123	185
Denver	12	21	0	.364	648	775
Detroit	3	3	0	.500	103	123
Green Bay	3	4	0	.429	124	195
Indianapolis/Baltimore	35	22	0	.614	1,284	989
Jacksonville	3	1	0	.750	84	76
Kansas City Chiefs/Dallas Texans	8	14	3	.380	474	619
Miami	28	39	0	.418	1,306	1,507
Minnesota	4	3	0	.571	134	174
New Orleans	6	3	0	.667	195	180
New York Giants	2	3	0	.400	71	88
New York Jets	35	42	1	.455	1,727	1,750
Oakland/Los Angeles	13	14	1	.464	602	703
Philadelphia	2	5	0	.286	132	166
Pittsburgh	5	12	0	.294	298	357
San Diego	16	12	2	.567	704	598
San Francisco	2	7	0	.222	147	236
Seattle	6	7	0	.461	244	230
St. Louis/LA Rams	3	4	0	.429	123	136
Tampa Bay	3	1	0	.750	80	62
Tennessee/Houston	18	15	1	.544	796	703
Washington	1	5	0	.167	102	141
Patriots Totals	274	314	9	.467	12,034	12,766

LARGEST CROWDS AT FOXBORO**10 LARGEST CROWDS AT
FOXBORO STADIUM****10 LARGEST CROWDS
SINCE 1980**

1. 61,457	12/5/71	vs. Miami	W 34-13
2. 61,357	10/10/71	vs. N.Y. Jets	W 20-0
3. 61,297	10/2/78	vs. San Diego	W 23-18
61,297	10/8/78	vs. Philadelphia	W 24-14
61,297	10/22/78	vs. Miami	W 33-24
61,297	10/29/78	vs. N.Y. Jets	W 55-21
61,297	11/12/78	vs. Houston	L 26-23
61,297	9/3/79	vs. Pittsburgh	L 16-13 (ot)
61,297	9/23/79	vs. San Diego	W 27-21
61,297	10/7/79	vs. Detroit	W 24-17
61,297	10/21/79	vs. Miami	W 28-13
61,297	11/18/79	vs. Baltimore	W 50-21
61,297	11/25/79	vs. Buffalo	L 16-13 (ot)

1. 60,994	11/23/80	vs. Baltimore	W 47-21
2. 60,840	11/6/88	vs. Miami	W 21-10
3. 60,834	11/2/80	vs. New York Jets	W 34-21
4. 60,821	10/30/88	vs. Chicago	W 30-17
5. 60,787	12/14/86	vs. San Francisco	L 29-24
6. 60,771	11/13/83	vs. Miami	W 17-6
7. 60,711	10/21/84	vs. Miami	L 44-24
8. 60,689	10/5/86	vs. Miami	W 34-7
9. 60,686	9/29/85	vs. L.A. Raiders	L 33-20
10. 60,664	11/1/87	vs. L.A. Raiders	W 23-23

The largest crowd since 1990 was 60,410 on 12/30/90 in a 13-10 loss to the N.Y. Giants.

The capacity of Foxboro Stadium was reduced from 61,114 to 60,794 in 1980 and has since been reduced to its current capacity of 60,292.

SERIES RESULTS

(Includes Playoff Games)

denotes 1999 non-divisional opponents

ARIZONA 6, PATRIOTS 3

1970—at St. Louis 31, NE 0	-31
1975—at St. Louis 24, NE 17	-7
1978—NE 16, at St. Louis 6	+10
1981—St. Louis 27, at NE 20	-7
1984—St. Louis 33, at NE 10	-23
1990—at Phoenix 34, NE 14	-20
1991—at Phoenix 24, NE 10	-14
1993—NE 23, at Phoenix 21	+2
1996—at NE 31, Arizona 0	+31
(Points—Cardinals 200, Patriots 141)	

ATLANTA 6, PATRIOTS 3

1972—at NE 21, Atlanta 20	+1
1977—NE 16, at Atlanta 10	+6
1980—Atlanta 37, at NE 21	-16
1983—at Atlanta 24, NE 13	-11
1986—at NE 25, Atlanta 17	+8
1989—at Atlanta 16, NE 15	-1
1992—at Atlanta 34, NE 0	-34
1995—at Atlanta 30, NE 17	-13
1998—Atlanta 41, at NE 10	-31
(Points—Atlanta 229, Patriots 138)	

PATRIOTS 1, BALTIMORE 0

1996—NE 46, at Baltimore 38	+8
(Points—Patriots 46, Baltimore 38)	

PATRIOTS 40, BUFFALO 35 (1 tie)

1960—Buffalo 13, at NE 0	-13
at Buffalo 38, NE 14	-24
1961—NE 23, at Buffalo 21	+2
at NE 52, Buffalo 21	+31
1962—at Buffalo 28, NE 28	tie
at NE 21, Buffalo 10	+11
1963—at Buffalo 28, NE 21	-7
at NE 17, Buffalo 7	+10
*NE 26, at Buffalo 8	+18
1964—NE 36, at Buffalo 28	+8
Buffalo 24, at NE 14	-10
1965—at Buffalo 24, NE 7	-17
Buffalo 23, at NE 7	-16
1966—NE 20, at Buffalo 10	+10
at NE 14, Buffalo 3	+11
1967—NE 23, at Buffalo 0	+23
Buffalo 44, at NE 16	-28
1968—NE 16, at Buffalo 7	+9
at NE 23, Buffalo 6	+17
1969—at Buffalo 23, NE 16	-7
at NE 35, Buffalo 21	+14
1970—Buffalo 45, at NE 10	-35
NE 14, at Buffalo 10	+4
1971—at NE 38, Buffalo 33	+5
at Buffalo 27, NE 20	-7
1972—at Buffalo 38, NE 14	-24
Buffalo 27, at NE 24	-3
1973—Buffalo 31, at NE 13	-18
at Buffalo 37, NE 13	-24
1974—at Buffalo 30, NE 28	-2
Buffalo 29, at NE 28	-1
1975—at Buffalo 45, NE 31	-14
Buffalo 34, at NE 14	-20
1976—NE 26, at Buffalo 22	+4
at NE 20, Buffalo 10	+10
1977—Buffalo 24, at NE 14	-10
NE 20, at Buffalo 7	+13
1978—NE 14, at Buffalo 10	+4
at NE 26, Buffalo 24	+2
1979—NE 26, at Buffalo 6	+20
Buffalo 16, at NE 13(OT)	-3
1980—at Buffalo 31, NE 13	-18
at NE 24, Buffalo 2	+22
1981—at Buffalo, 20, NE 17	-3
Buffalo 19, at NE 10	-9
1982—at NE 30, Buffalo 19 (1-2-83)	+11
1983—NE 31, at Buffalo 0	+31
at NE 21, Buffalo 7	+14

1984—NE 21, at Buffalo 17	+4
at NE 38, Buffalo 10	+28
1985—NE 17, at Buffalo 14	+3
at NE 14, Buffalo 3	+11
1986—NE 23, at Buffalo 3	+20
at NE 22, Buffalo 19	+3
1987—at NE 14, Buffalo 7	+7
NE 13, at Buffalo 7	+6
1988—Buffalo 16, at NE 14	-2
at Buffalo 23, NE 20	-3
1989—at Buffalo 31, NE 10	-21
at NE 33, Buffalo 24	+9
1990—Buffalo 27, at NE 10	-17
at Buffalo 14, NE 0	-14
1991—at Buffalo 22, NE 17	-5
at NE 16, Buffalo 13	+3
1992—Buffalo 41, at NE 7	-34
at Buffalo 16, NE 7	-9
1993—at Buffalo 38, NE 14	-24
Buffalo 13, at NE 10 (OT)	-3
1994—Buffalo 38, at NE 35	-3
NE 41, at Buffalo 17	+24
1995—at NE 27, Buffalo 14	+13
NE 35, at Buffalo 25	+10
1996—at Buffalo 17, NE 10	-7
at NE 28, Buffalo 25	+3
1997—at NE 33, Buffalo 6	+27
NE 31, at Buffalo 10	+21
1998—at Buffalo 13, NE 10	-3
at NE 25, Buffalo 21	+4
*Divisional Playoff	
(Points—Patriots 1,576, Buffalo 1,534)	

CAROLINA 1, PATRIOTS 0

1995—Carolina 20, at NE 17 (OT)	-3
(Points—Panthers 20, Patriots 17)	

PATRIOTS 5, CHICAGO 3

1973—NE 13, at Chicago 10	+3
1979—NE 27, at Chicago 7	+20
1982—at Chicago 26, NE 13	-13
1985—at Chicago 20, NE 7	-13
1985—(*at N.O.) Chicago 46, NE 10	-36
1988—at NE 30, Chicago 7	+23
1994—NE 13, at Chicago 3	+10
1997—at NE 31, Chicago 3	+28
*Super Bowl XX	
(Points—Patriots 144, Chicago 122)	

PATRIOTS 9, CINCINNATI 7

1968—at NE 33, Cincinnati 14	+19
1969—NE 25, at Cincinnati 14	+11
1970—at Cincinnati 45, NE 7	-38
1972—Cincinnati 31, at NE 7	-24
1975—at Cincinnati 27, NE 10	-17
1978—NE 10, at Cincinnati 3	+7
1979—NE 20, at Cincinnati 14	+6
1984—at NE 20, Cincinnati 14	+6
1985—at NE 34, Cincinnati 23	+11
1986—Cincinnati 31, at NE 7	+21
1988—at NE 27, Cincinnati 21	+6
1990—at Cincinnati 41, NE 7	-34
1991—at Cincinnati 29, NE 7	-22
1992—at Cincinnati 20, NE 10	-10
1993—at NE 7, Cincinnati 2	+5
1994—NE 31, Cincinnati 28	+3
(Points—Cincinnati 357, Patriots 262)	

CLEVELAND 11, PATRIOTS 4

1971—at Cleveland 27, NE 7	-20
1974—Cleveland 21, at NE 14	-7
1977—at Cleveland 30, NE 27(OT)	-3
1980—at NE 34, Cleveland 17	+17
1982—at Cleveland 10, NE 7	-3
1983—Cleveland 30, at NE 0	-30
1984—NE 17, at Cleveland 16	+1
1985—at Cleveland 24, NE 20	-4
1987—Cleveland 20, at NE 10	-10
1991—Cleveland 20, at NE 0	-20
1992—Cleveland 19, at NE 17	-2
1993—NE 20, at Cleveland 17	+3
1994—at Cleveland 13, at NE 6	-7
at Cleveland 20, NE 13	-7
1995—at NE 17, Cleveland 14	+3
*AFC First Round Playoff	
(Points—Cleveland 298, Patriots 209)	

DALLAS 7, PATRIOTS 0

1971—at Dallas 44, NE 21	-23
1975—Dallas 34, at NE 31	-3
1978—at Dallas 17, NE 10	-7
1981—Dallas 35, at NE 21	-14
1984—at Dallas 20, NE 17	-3
1987—Dallas 23, at NE 17 (OT)	-6
1996—at Dallas 12, NE 6	-6
(Points—Dallas 185, Patriots 123)	

DENVER 21, PATRIOTS 12

1960—Denver 13, at NE 10	-3
at Denver 31, NE 24	-7
1961—at NE 45, Denver 17	+28
1962—at NE 28, at Denver 24	+4
at NE 41, Denver 16	+25
1963—at NE 33, at Denver 29	+4
1963—at Denver 14, NE 10	-4
at NE 40, Denver 21	+19
1964—NE 39, at Denver 10	+29
at NE 12, Denver 7	+5
1965—Denver 27, at NE 10	-17
NE 28, at Denver 20	+8
1966—NE 24, at Denver 10	+14
Denver 17, at NE 10	-7
1967—at Denver 26, NE 21	-5
1968—NE 20, at Denver 17	+3
Denver 35, at NE 14	-21
1969—at Denver 35, NE 7	-28
1972—at Denver 45, NE 21	-24
1976—at NE 38, Denver 14	+24
1979—at Denver 45, NE 10	-35
1980—at NE 23, Denver 14	+9
1984—at Denver 26, NE 19	-7
1986—at Denver 27, NE 20	-7
at Denver 22, NE 17	-5
1987—at Denver 31, NE 20	-11
1988—at Denver 21, NE 10	-11
1991—Denver 9, at NE 6	-3
at Denver 20, NE 3	-17
1995—Denver 37, at NE 3	-34
1996—Denver 34, at NE 8	-26
1997—at Denver 34, NE 13	-21
1998—at Denver 27, NE 21	-6
*AFC Playoff	
(Points—Denver 775, Patriots 648)	

PATRIOTS 3, DETROIT 3

1971—Detroit 34, at NE 7	-27
1976—at Detroit 30, NE 10	-20
1979—at NE 24, Detroit 17	+7
1985—at NE 23, Detroit 6	+17
1993—Detroit 19, at NE 16 (OT)	+3
1994—NE 23, at Detroit 17	+6
(Points—Detroit 123, Patriots 103)	

SERIES RESULTS (Cont.)

GREEN BAY 4, PATRIOTS 3

1973—at NE 33, Green Bay 24	+9
1979—at Green Bay 27, NE 14	-13
1985—at NE 26, Green Bay 20	+6
1988—at Green Bay 45, NE 3	-42
1994—at NE 17, Green Bay 16	+1
1996—(*at N.O.) GB 35, NE 21	-14
1997—Green Bay 28, at NE 10	-18

*Super Bowl XXXI

(Points—Green Bay 195, Patriots 124)

PATRIOTS 35, INDIANAPOLIS 22

1970—Baltimore 14, at NE 6	-8
at Baltimore 27, NE 3	-24
1971—Baltimore 23, at NE 3	-20
NE 21, at Baltimore 17	+4
1972—Baltimore 24, at NE 17	-7
at Baltimore 31, NE 0	-31
1973—at NE 24, Baltimore 16	+8
at Baltimore 18, NE 13	-5
1974—at NE 42, Baltimore 3	+39
NE 27, at Baltimore 17	+10
1975—at NE 21, Baltimore 10	+11
at Baltimore 34, NE 21	-13
1976—Baltimore 27, at NE 13	-14
NE 21, at Baltimore 14	+7
1977—at NE 17, Baltimore 3	+14
at Baltimore 30, NE 24	-6
1978—Baltimore 34, at NE 27	-7
NE 35, at Baltimore 14	+21
1979—at Baltimore 31, NE 26	-5
at NE 50, Baltimore 21	+29
1980—NE 37, at Baltimore 21	+16
at NE 47, Baltimore 21	+26
1981—Baltimore 29, at NE 28	-1
at Baltimore 23, NE 21	-2
1982—NE 24, at Baltimore 13	+11
1983—Baltimore 29, at NE 23 (OT)	-6
at Baltimore 12, NE 7	-5
1984—NE 50, at Indianapolis 17	+33
at NE 16, Indianapolis 10	+6
1985—at NE 34, Indianapolis 15	+19
NE 38, at Indianapolis 31	+7
1986—at NE 33, Indianapolis 3	+30
NE 30, at Indianapolis 21	+9
1987—at Indianapolis 30, NE 16	-14
at NE 24, Indianapolis 0	+24
1988—at NE 21, Indianapolis 17	+4
at Indianapolis 24, NE 21	-3
1989—NE 23, at Indy 20 (OT)	+3
at NE 22, Indianapolis 16	+6
1990—NE 16, at Indianapolis 14	+2
Indianapolis 13, at NE 10	-3
1991—NE 16, at Indianapolis 7	+9
at NE 23, Indianapolis 17 (OT)	+6
1992—NE 37, at Indianapolis 34 (OT)	+3
Indianapolis 6, at NE 0	-6
1993—at Indianapolis 9, NE 6	-3
at NE 38, Indianapolis 0	+38
1994—NE 12, at Indianapolis 10	+2
at NE 28, Indianapolis 18	+10
1995—Indianapolis 24, at NE 10	-14
at Indianapolis 10, NE 7	-3
1996—NE 27, at Indianapolis 9	+18
at NE 27, Indianapolis 13	+14
1997—NE 31, at Indianapolis 6	+25
at NE 20, Indianapolis 17	+3
1998—at NE 29, Indianapolis 6	+23
NE 21, at Indianapolis 16	+5

(Points—Patriots 1,284, Colts 989)

PATRIOTS 3, JACKSONVILLE 1

1996—at NE 28, Jacksonville 25 OT	+3
*at NE 20, Jacksonville 6	+14
1997—NE 26, at Jacksonville 20	+6
1998—at Jacksonville 25, NE 10	-15

*AFC Wild Card Game

**AFC Championship Game

(Points—Patriots 84, Jaguars 76)

KANSAS CITY 14, PATRIOTS 8 (3 ties)

1960—at NE 42, Kansas City 14	+28
at Kansas City 34, NE 0	-34
1961—NE 18, at Kansas City 17	+1
at NE 28, Kansas City 21	+7
1962—at Kansas City 42, NE 28	-14
Kansas City 27, at NE 7	-20
1963—at NE 24, Kansas City 24	-tie
at Kansas City 35, NE 3	-32
1964—at NE 24, Kansas City 7	+17
NE 31, at Kansas City 24	+7
1965—at Kansas City 27, NE 17	-10
at NE 10, Kansas City 10	-tie
1966—Kansas City 43, at NE 24	-19
NE 27, at Kansas City 27	-tie
1967—Kansas City 33, at NE 10	-23
1968—at Kansas City 31, NE 17	-14
1969—Kansas City 31, at NE 0	-31
1970—at Kansas City 23, NE 10	-13
1973—Kansas City 10, at NE 7	-3
1977—at NE 21, Kansas City 17	+4
1981—at NE 33, Kansas City 17	+16
1990—Kansas City 37, at NE 7	-30
1992—at Kansas City 27, NE 20	-7
1995—at Kansas City 31, NE 26	-5
1998—at NE 40, Kansas City 10	+30

(Points—Kansas City 619, Patriots 474)

MIAMI 39, PATRIOTS 28

1966—NE 20, at Miami 14	+6
1967—at NE 41, Miami 10	+31
at Miami 41, NE 32	-9
1968—Miami 34, at NE 10	-24
at Miami 38, NE 7	-31
1969—Miami 17, at NE 16	+1
NE 38, Miami 23(at Tampa)	+15
1970—at NE 27, Miami 14	+13
at Miami 37, NE 20	-17
1971—at Miami 41, NE 3	-38
at NE 34, Miami 13	+21
1972—at Miami 52, NE 0	-52
at Miami 37, at NE 21	-16
1973—at Miami 44, NE 23	-21
at Miami 30, at NE 14	-16
1974—at NE 34, Miami 24	+10
at Miami 34, NE 27	-7
1975—Miami 22, at NE 14	-8
at Miami 20, NE 7	-13
1976—at NE 30, Miami 14	+16
at Miami 10, NE 3	-7
1977—at Miami 17, NE 5	-12
at NE 14, Miami 10	+4
1978—at NE 33, Miami 24	+9
at Miami 23, NE 3	-20
1979—at NE 28, Miami 13	+15
at Miami 39, NE 24	-15
1980—at NE 34, Miami 0	+34
at Miami 16, NE 13 (OT)	-3
1981—Miami 30, at NE 27 (OT)	-3
at Miami 24, NE 14	-10
1982—at NE 3, Miami 0	+3
*at Miami 28, NE 13	-15
1983—at Miami 34, NE 24	-10
at NE 17, Miami 6	+11
1984—at Miami 28, NE 7	-21
Miami 44, at NE 24	-20
1985—at NE 17, Miami 13	+4
at Miami 30, NE 27	-3
**NE 31, at Miami 14	+17
1986—at NE 34, Miami 7	+27
NE 34, at Miami 27	+7
1987—at NE 28, Miami 21	+7
NE 24, at Miami 10	+14
1988—at NE 21, Miami 10	+11
NE 6, at Miami 3	-14
1989—Miami 24, at NE 10	-13
at Miami 31, NE 10	-21
1990—Miami 27, at NE 24	-3
at Miami 17, NE 10	-7
1991—Miami 20, at NE 10	-7
at Miami 30, NE 20	-10

1992—at Miami 38, NE 17	-21
Miami 16, at NE 13 (OT)	-3
1993—at Miami 17, NE 13	-4
at NE 33, Miami 27 (OT)	+6
1994—at Miami 39, NE 35	-4
Miami 23, at NE 3	-20
1995—Miami 20, at NE 3	-17
NE 34, at Miami 17	+17
1996—at Miami 24, NE 10	-14
at NE 42, Miami 23	+19
1997—at NE 27, Miami 24	+3
NE 14, at Miami 13	+2
*at NE 17, Miami 3	+14
1998—at Miami 12, NE 9 (OT)	-3
at NE 26, Miami 23	+3

*AFC First Round Playoff

**AFC Championship

(Points—Miami 1,507, Patriots 1,306)

PATRIOTS 4, MINNESOTA 3

1970—Minnesota 35, at NE 14	-21
1974—NE 17, at Minnesota 14	+3
1979—at NE 27, Minnesota 23	+4
1988—at Minnesota 36, NE 6	-30
1991—at NE 26, Minnesota 23 (OT)	+3
1994—at NE 26, Minnesota 20 (OT)	+6
1997—at Minnesota 23, NE 18	-5

(Points—Minnesota 174, Patriots 134)

PATRIOTS 6, NEW ORLEANS 3

1972—NE 17, at New Orleans 10	+7
1976—at NE 27, New Orleans 6	+21
1980—NE 38, at New Orleans 27	+11
1983—at NE 7, New Orleans 0	+7
1986—NE 21, at New Orleans 20	+1
1989—New Orleans 28, at NE 24	-4
1992—New Orleans 31, at NE 14	-17
1995—New Orleans 31, at NE 17	-14
1998—NE 30, at New Orleans 27	+3

(Points—Patriots 195, New Orleans 180)

NY GIANTS 3, PATRIOTS 2

1970—NY Giants 16, at NE 0	-16
1974—NE 28, at NY Giants 20	+8
1987—at NY Giants 17, NE 10	-7
1990—NY Giants 13, at NE 10	-3
1996—NE 23, at NY Giants 22	+1

(Points—NY Giants 88, Patriots 71)

NY JETS 42, PATRIOTS 35 (1 tie)

1960—NE 28, at New York 24	+4
at NE 38, New York 21	+17
1961—New York 21, at NE 20	-1
at New York 37, NE 30	-7
1962—NE 43, at New York 14	+29
at NE 24, New York 17	+7
1963—at NE 38, New York 14	+24
at New York 31, NE 24	+7
1964—at NE 26, New York 10	+16
at New York 35, NE 14	-21
1965—New York 30, at NE 20	-10
NE 27, at New York 23	+4
1966—at NE 24, New York 24	-tie
at New York 38, NE 28	-10
1967—at New York 30, NE 23	-7
New York 29, at NE 24	-5
1968—New York 47, NE 31	-16
(at Birmingham)	
at New York 48, NE 14	-34
1969—New York 23, at NE 14	-9
at New York 23, NE 17	-6
1970—New York 31, at NE 21	-10
at New York 17, NE 3	-14
1971—at NE 20, New York 0	+20
at New York 13, NE 6	-7
1972—New York 41, at NE 13	-28
at New York 34, NE 10	-24
1973—New York 9, at NE 7	-2
at New York 33, NE 13	-20
1974—NE 24, at New York 0	+24
New York 21, at NE 16	-5



SERIES RESULTS (Cont.)

NY JETS 40, PATRIOTS 35 (1 tie) Cont.

1975—at New York 36, NE 7-29
New York 30, at NE 28-2
1976—at NE 41, New York 7+34
NE 38, at New York 24+14
1977—at New York 30, NE 27-3
at NE 24, New York 13+11
1978—at NE 55, New York 21+34
NE 19, at New York 17+2
1979—at NE 56, New York 3+53
at New York 27, NE 26-1
1980—NE 21, at New York 11+10
at NE 34, New York 21+13
1981—at New York 28, NE 24-4
New York 17, at NE 6-11
1982—New York 31, at NE 7-24
1983—at NE 23, New York 13+10
at New York 26, NE 3-23
1984—NE 28, at New York 21+7
at NE 30, New York 20+10
1985—at NE 20, New York 13+7
at New York 16, NE 13 (OT)-3
*NE 26, at New York 14+12
1986—NE 20, at New York 6+14
New York 31, at NE 24-7
1987—at New York 43, NE 24-19
at NE 42, New York 20+22
1988—at NE 28, New York 3+25
NE 14, at New York 13+1
1989—NE 27, at New York 24+3
New York 27, at NE 26-1
1990—New York 37, at NE 13-24
at New York 42, NE 7-35
1991—New York 28, at NE 21-7
NE 6, at New York 3+3
1992—at New York 30, NE 21-9
at NE 24, New York 3+21
1993—at New York 45, NE 7-38
New York 6, at NE 0-6
1994—at New York 24, NE 17-7
at NE 24, New York 13+11
1995—NE 20, at New York 7+13
at NE 31, New York 28+3
1996—NE 31, at New York 27+4
at NE 34, New York 10+24
1997—at NE 27, New York 24 (ot)+3
at New York 24, NE 19-5
1998—New York 24, at NE 14-10
at New York 31, at NE 10-21

*AFC Wildcard Game
(Points—Patriots 1,727, NY Jets 1,750)

RAIDERS 14, PATRIOTS 13 (1 tie)

1960—at Oakland 27, NE 14-13
at NE 34, Oakland 28+6
1961—at NE 20, Oakland 17+3
NE 35, at Oakland 21+14
1962—at NE 26, Oakland 16+10
at Oakland 20, NE 0-20
1963—NE 20, at Oakland 14+6
at NE 20, Oakland 14+6
1964—NE 17, at Oakland 14+3
at NE 43, Oakland 43tie
1965—Oakland 24, at NE 10-14
at Oakland 30, NE 21-9
1966—at NE 24, Oakland 21+3
1967—at Oakland 35, NE 7-28
Oakland 48, at NE 14-34
1968—at Oakland 41, NE 10-31
1969—Oakland 38, at NE 23-15
1971—at NE 20, Oakland 6+14
1974—at Oakland 41, NE 26-15
1976—at NE 48, Oakland 17+31
*at Oakland 24, NE 21-3
1978—NE 21, at Oakland 14+7
1981—at Oakland 27, NE 17+10
1985—Los Angeles 35, at NE 20-15
*NE 27, at Los Angeles 20+7
1987—at NE 26, Los Angeles 23+3
1989—at Los Angeles 24, NE 21-3
1994—Los Angeles 21, at NE 17-4

*AFC Divisional Playoff
(Points—Raiders 703, Patriots 602)

PHILADELPHIA 5, PATRIOTS 2

1973—at Philadelphia 24, NE 23-1
1977—at NE 14, Philadelphia 6+8
1978—at NE 24, Philadelphia 14+10
1981—at Philadelphia 13, NE 3+10
1984—at Philadelphia 27, NE 17-10
1987—Philadelphia 34, at NE 31 (OT)-3
1990—at Philadelphia 48, NE 20-28

(Points—Philadelphia 166, Patriots 132)

PITTSBURGH 12, PATRIOTS 5

1972—at Pittsburgh 33, NE 3-30
1974—Pittsburgh 21, at NE 17-4
1976—NE 30, at Pittsburgh 27+3
1979—Pittsburgh 16, at NE 13 (OT)-3
1981—at Pittsburgh 27, NE 21 (OT)-6
1982—at Pittsburgh 37, NE 14-23
1983—NE 28, at Pittsburgh 23-25
1986—NE 34, at Pittsburgh 0+34
1989—at Pittsburgh 28, NE 10-28
1990—at Pittsburgh 24, NE 3-21
1991—at Pittsburgh 20, NE 6-14
1993—at Pittsburgh 17, NE 14-3
1995—at Pittsburgh 41, NE 27-14
1996—at NE 28, Pittsburgh 3+25
1997—Pittsburgh 24, at NE 21 (ot)-1
*at Pittsburgh 7, NE 6-1
1998—NE 23, at Los Angeles 0+14

*AFC Divisional Playoff
(Points—Pittsburgh 357, Patriots 298)

PATRIOTS 16, SAN DIEGO 12 (2 ties)

1960—NE 35, at Los Angeles 0+35
Los Angeles 45, at NE 16-29
1961—San Diego 38, at NE 27-11
NE 41, at San Diego 0+41
1962—at NE 24, San Diego 20+4
NE 20, at San Diego 14+6
1963—at San Diego 17, NE 13-4
San Diego 7, at NE 6-1
*at San Diego 51, NE 10-41
1964—NE 33, at San Diego 28+5
San Diego 26, at NE 17-9
1965—at NE 13, San Diego 13tie
NE 22, at San Diego 6+16
1966—at San Diego 24, NE 0-24
at NE 35, San Diego 17+18
1967—at San Diego 28, NE 14-14
NE 31, at San Diego 31tie
1968—San Diego 27, at NE 17-3
1969—San Diego 13, at NE 10-3
at San Diego 28, NE 18-10
1970—San Diego 16, at NE 14-2
1973—at NE 30, San Diego 14+16
1975—NE 33, at San Diego 19+14
1977—NE 24, at San Diego 20+4
1978—at NE 28, San Diego 23+5
1979—at NE 27, San Diego 21+6
1983—at NE 37, San Diego 21+16
1994—at NE 23, San Diego 17+6
1996—NE 45, at San Diego 7+38
1997—at NE 41, San Diego 7+34

*AFL Championship Game
(Points—Patriots 704, San Diego 598)

SAN FRANCISCO 7, PATRIOTS 2

1971—at San Francisco 27, NE 10-17
1975—at NE 24, San Francisco 16+8
1980—at San Francisco 21, NE 17+4
1983—San Francisco 33, at NE 13-20
1986—San Francisco 29, at NE 24-5
1989—*San Francisco 37, NE 20-17
(at Palo Alto)	
1992—San Francisco 24, at NE 12-12
1995—San Francisco 28, at NE 3-25
1998—at NE 24, San Francisco 21+3

(Points—San Francisco 236, Patriots 147)

SEATTLE 7, PATRIOTS 6

1977—at NE 31, Seattle 0+31
1980—NE 37, at Seattle 31+6
1982—NE 16, at Seattle 0+16
1983—at Seattle 24, NE 6-18
1984—at NE 38, Seattle 23+15
1985—NE 20, at Seattle 13+7
1986—Seattle 38, at NE 31-7
1988—at NE 13, Seattle 7+6
1989—Seattle 24, at NE 3-21
1990—Seattle 33, at NE 20-13
1992—Seattle 10, at NE 6-4
1993—Seattle 17, at NE 14-3
at Seattle 10, NE 9-1

(Points—Patriots 244, Seattle 230)

ST. LOUIS RAMS 4, PATRIOTS 3

1974—at NE 20, Los Angeles 14+6
1980—Los Angeles 17, at NE 14-3
1983—NE 21, at Los Angeles 7+14
1986—NE 30, at Los Angeles 28+2
1989—Los Angeles 24, at NE 20-4
1992—at Los Angeles 14, NE 0-14
1998—at St. Louis 32, NE 18-14

(Points—Rams 136, Patriots 123)

PATRIOTS 3, TAMPA BAY 1

1976—NE 31, at Tampa Bay 14+17
1985—NE 32, at Tampa Bay 14+18
1988—at NE 10, Tampa Bay 7 (ot)+3
1997—at Tampa Bay 27, NE 7-20

(Points—Patriots 80, Tampa Bay 62)

PATRIOTS 18, TENNESSEE 15 (1 tie)

1960—Houston 24, at NE 10-14
at Houston 37, NE 21-16
1961—at NE 31, Houston 31tie
at Houston 27, NE 15-12
1962—at NE 34, Houston 21+13
at Houston 21, NE 17-4
1963—at NE 45, Houston 3+42
NE 46, at Houston 28+18
1964—at NE 25, Houston 24+1
NE 34, at Houston 17+17
1965—at Houston 31, NE 10-21
at NE 42, Houston 14+28
1966—at NE 27, Houston 21+6
NE 38, at Houston 14+24
1967—at NE 18, Houston 7+11
at Houston 27, NE 6-16
1968—Houston 16, at NE 0-16
at Houston 45, NE 17-28
1969—at NE 24, Houston 0+24
at Houston 27, NE 23-4
1971—at NE 28, Houston 20+8
1973—NE 32, at Houston 0+32
1975—Houston 7, at NE 0-7
1978—Houston 26, at NE 23-3
*Houston 31, at NE 14-17
1980—at Houston 38, NE 34-4
1981—at NE 38, Houston 10+28
1982—at NE 29, Houston 21+8
1987—NE 21, at Houston 7+14
1988—at Houston 31, NE 6-25
1989—at NE 23, Houston 13+10
1991—at NE 24, Houston 20+4
1993—Houston 28, at NE 14-14
1998—at NE 27, Tennessee 16+11

*AFC Divisional Playoff
(Points—Patriots 796, Houston 703)

WASHINGTON 5, PATRIOTS 1

1972—at NE 24, Washington 23+1
1978—Washington 16, at NE 14-2
1981—at Washington 24, NE 22-2
1984—Washington 26, at NE 10-16
1990—Washington 25, at NE 10-15
1996—Washington 27, at NE 22-5

(Points—Washington 141, Patriots 102)



PATRIOTS OVERTIME GAMES

The Patriots are 9-16 all-time in regular-season overtime games and have won four of their last seven extra sessions-games. The Patriots are 5-13 when the game is decided by a field goal and 4-3 when a touchdown is the deciding factor. Below is a brief description of each overtime game involving the Patriots.

9/26/77

at Cleveland 30, Patriots 27 L
John Smith sent the game into overtime with a 28-yard field goal with no time remaining in regulation. Cleveland's Don Cockroft capped a 10-play, 53-yard drive with a 35-yard game winning field goal after 4:45 of overtime.

9/03/79

Pittsburgh 16, at Patriots 13 L
Pittsburgh's Matt Bahr drilled a 41-yard field goal to give the Steelers the victory at the 5:10 mark in overtime. The clutch field goal came on Bahr's first professional attempt of his career.

11/25/79

Buffalo 16, at Patriots 13 L
Buffalo's Nick Mike-Mayer kicked a 29-yard field goal 4:45 into overtime to give the Bills the victory.

12/08/80

at Miami 16, Patriots 13 L
Uwe von Schamann kicked his third field goal of the day, a 23-yard game-winner, which gave Miami the three point victory, 3:20 into overtime.

9/27/81

at Pittsburgh 27, Patriots 21 L
The Patriots scored two touchdowns in the fourth quarter to recover from a 21-7 deficit. Unfortunately, Terry Bradshaw hit Lynn Swann with a 24-yard touchdown pass 3:19 into overtime to thwart the Patriots hopes for victory.

11/08/81

Miami 30, at Patriots 27 L
New England's John Smith nailed a 34-yard field goal with 10 seconds remaining in regulation that sent the game into overtime. The Dolphins' Uwe von Schamann kicked a 30-yard field goal, 7:09 into the extra quarter, that gave Miami the victory.

Baltimore 29, at Patriots 23 L

The Colts' Raul Allegre kicked a 33-yard field goal as time expired in the fourth quarter to send the game into overtime. On the first play of overtime, Baltimore's LB Johnnie Cooks picked up a Tony Collins fumble and rumbled 52 yards for the game winning score.

11/24/85

at N.Y. Jets 16, Patriots 13 L
New England's Tony Franklin sent the game into overtime with a 28-yard field goal with 16 seconds remaining in regulation. In the extra session, the Jets' Pat Leahy kicked a 32-yard field goal to give the Jets a 16-13 win.

11/15/87

Dallas 23, at Patriots 17 L
The Cowboys' Roger Ruzik's 20-yard field goal with 28 seconds remaining in regulation tied the game at 17. In overtime, Dallas running back Herschal Walker trotted 60 yards for the game winning touchdown.

Philadelphia 34, at Patriots 31 L

The Patriots scored the final 21 points of regulation to send the game into overtime tied at 31. After 12:16 elapsed in overtime, the Eagles' Paul McFadden connected from 38 yards, on his second field goal attempt in overtime.

12/11/88

at Patriots 10, Tampa Bay 7 W
The Patriots were victorious in overtime for the first time in franchise history, snapping their 10-game overtime losing streak. Jason Staurovsky kicked a 27-yard field goal, 3:08 into overtime, for the win.

10/29/89

Patriots 23, at Indianapolis 20 W
New England's Greg Davis kicked a 51-yard field goal, 9:57 into overtime, for the 23-20 victory. The Colts' Dean Biasucci sent the game into overtime when he kicked a 39-yard field goal with :51 seconds remaining in regulation.

10/20/91

at Patriots 26, Minnesota 23 W
With no time remaining in overtime, New England's Jason Staurovsky nailed a 42-yard field goal that gave the Patriots a 26-23 victory. The field goal attempt was Staurovsky's second of overtime.

12/08/91

at Patriots 23, Indianapolis 17 W
The Patriots scored the games' final 20 points and won their fourth consecutive overtime game. Hugh Millen connected with Ben Coates for a 2-yard touchdown with :07 seconds remaining in regulation and then repeated the feat in overtime when he hit Michael Timpson for the 45-yard game-winning touchdown.

11/15/92

Patriots 37, at Indianapolis 34 W
The Patriots' Charlie Baumann scored the final six points, including the game-winning 18-yard field goal, 11:35 into the extra session. The win snapped the Patriots' nine-game losing streak during the 1992 season. Baumann's 44-yard field goal with two seconds remaining in regulation sent the game into overtime.

**PATRIOTS OVERTIME GAMES (Cont.)****12/27/92****Miami 16, at Patriots 13****L**

The Dolphins were able to clinch the AFC East crown and a bye in the first round of the playoffs, after they scored the games' final 13 points to win 16-13. Pete Stoyanovich's 35-yard field goal, 6:43 into overtime, propelled the Dolphins to victory.

9/12/93**Detroit 19, at Patriots 16****L**

Detroit's Jason Hanson kicked a 38-yard field goal, his fourth of the day, 11:04 into overtime to lift the Lions to victory. Drew Bledsoe threw a 2-yard touchdown pass to Vincent Brisby with two seconds remaining in regulation which sent the game into overtime.

11/07/93**Buffalo 13, at Patriots 10****L**

Buffalo's Steve Christie kicked a 27-yard field goal with 14 seconds remaining in regulation to send the contest into overtime. Each team had two opportunities to score in the extra session, and Christie kicked the game winning 32-yard field goal on Buffalo's second chance.

1/02/94**at Patriots 33, Miami 27****W**

Drew Bledsoe connected with Michael Timpson for the 36-yard game winning touchdown to cap one of the greatest endings in Patriots history. The lead change four times in the fourth quarter at the two teams combined for 27 points. Miami's Pete Stoyanovich sent the game into overtime with a 24-yard field goal with four second remaining in regulation.

11/13/94**at Patriots 26, Minnesota 20****W**

The Patriots completed one of the greatest comebacks in team history, recovering from a 20-0 deficit to defeat the Vikings. New England's Matt Bahr sent the game into overtime when he kicked a 23-yard field goal with 14 seconds remaining. Drew Bledsoe completed a 14-yard touchdown pass to Kevin Turner, 4:10 into overtime, to give the Patriots the victory.

10/29/95**Carolina 20, at Patriots 17****L**

The Patriots scored 14 points in the fourth quarter on two Curtis Martin touchdown runs and tied the score at 17. However, the expansion Panthers were victorious when John Kasay booted a 29-yard field goal with 7:52 remaining in the extra period.

9/22/96**at Patriots 28, Jacksonville 25****W**

The Patriots jumped out to a 22-0 first half lead but the Jaguars clawed their way back. Jaguars quarterback Mark Brunell's touchdown passes of 51, 41 and 61 yards gave them life in the second half and Mike Hollis' 27-yard field goal in the fourth quarter tied the game at 25. However, Patriots' rookie kicker Adam Vinatieri converted five of six field goal attempts, including a 40-yarder in overtime to give the Patriots the victory.

9/14/97**at Patriots 27, NY Jets 24****W**

The Patriots won their third consecutive game to open the 1997 season, 27-24, in dramatic fashion when placekicker Adam Vinatieri kicked a 34-yard field goal 6:57 in overtime. The Jets had a chance to win the game at the end of regulation, but defensive end Mike Jones blocked a 29-yard field goal attempt by John Hall with 16 seconds remaining in the game.

12/13/97**Pittsburgh 24, at Patriots 21****L**

The Steelers sent the game into overtime on a touchdown pass from Kordell Stewart to Mark Bruener and a two-point conversion. They capitalized on a Drew Bledsoe interception with just over two minutes remaining in the game. In the overtime period, the Steelers won the toss and took their only possession 61 yards downfield to set up the game-winning Norm Johnson field goal.

10/25/98**at Miami 12, Patriots 9****L**

The Dolphins scored the game's final six points, including Olindo Mare's game-winning 43-yard kick. New England's Adam Vinatieri accounted for all of the Patriots' nine points, connecting on three of four field goal attempts.



PATRIOTS IN PRIME TIME

The Patriots will be featured in three prime time games this season, two Sunday night and one on Monday. Last season, the Patriots finished 2-2 in prime time (1-3 on MNF and 1-0 on Sunday Night). During the last three seasons, the Patriots have played in 11 prime-time games, including seven Monday Night and four Sunday night games. It is the highest three-year total in franchise history. Below is a listing of the results from previous Patriots prime-time appearances:

ABC'S MONDAY NIGHT FOOTBALL (7-16)

DATE	RESULTS	ATTENDANCE
11/23/98	at NE 26, Miami 23	58,729
10/19/98	NY Jets 24, at NE 14	60,062
9/7/98	at Denver 27, NE 21	74,745
12/22/97	NE 14, at Miami 12	74,379
10/27/97	Green Bay 28, at NE 10	59,972
10/6/97	at Denver 34, NE 13	75,821
10/23/95	at NE 27, Buffalo 14	60,203
12/28/87	NE 24, at Miami 10	61,192
9/21/87	at N.Y. Jets 43, NE 24	70,847
12/22/86	NE 34, at Miami 27	74,516
12/16/85	at Miami 30, NE 27	69,489
9/21/81	Dallas 35, at NE 21	60,311
12/8/80	at Miami 16, NE 13 (OT)	63,292
11/10/80	at Houston 38, NE 34	51,524
9/29/80	at NE 23, Denver 14	59,602
10/1/79	at Green Bay 27, NE 14	56,212
9/3/79	Pittsburgh 16, at NE 13 (OT)	61,297
12/18/78	at Miami 23, NE 3	75,445
9/18/78	Baltimore 34, at NE 27	57,503
9/26/77	at Cleveland 30, NE 27 (OT)	77,910
10/16/77	at NE 41, N.Y. Jets 7	51,236
12/1/75	at Miami 20, NE 7	68,480
11/6/72	Baltimore 24, at NE 17	60,999

ABC'S THURSDAY NIGHT FOOTBALL (1-1)

DATE	RESULTS	ATTENDANCE
9/11/86	NE 20, at Jets 6 (ABC)	72,422
11/29/79	at Miami 39, NE 24 (ABC)	75,037

SUNDAY NIGHT FOOTBALL (7-8) ESPN (5-4)

DATE	RESULTS	ATTENDANCE
913/98	at NE 29, Indianapolis 6	60,068
12/01/96	NE 45, at San Diego 7	59,209
12/23/95	Indianapolis 10, NE 7	54,685
11/27/94	NE 12, at Indianapolis 10	43,839
11/10/91	at Miami 30, NE 20	56,065
12/10/89	at Miami 31, NE 10	55,913
11/20/88	NE 6, at Miami 3	53,526
11/8/87	at N.Y. Giants 17, NE 10*	73,817
9/24/78	NE 21, at Oakland 14 (ABC)	53,500

*ESPN's first Regular Season telecast

TNT (2-4)

DATE	RESULTS	ATTENDANCE
9/14/97	at NE 27, N.Y. Jets 24 (OT)	60,072
10/27/96	at NE 28, Buffalo 25	58,858
10/8/95	Denver 37, at NE 3	60,074
9/26/93	at N.Y. Jets 45, NE 7	64,836
10/04/92	at N.Y. Jets 30, NE 21	60,180
10/18/90	at Miami 17, NE 10	62,630

PATRIOTS IN PRIME TIME 1999

The New England Patriots will appear on three nationally televised prime time games at Foxboro Stadium this season, including a Nov. 15 Monday Night showdown with the New York Jets. This will be the third consecutive year the Patriots have hosted a Monday Night game at Foxboro, following a 15-year absence. During the past three years, the Patriots have appeared in 11 prime-time games, including seven Monday night and four Sunday night games. It is the highest three-year total in franchise history.

In all, the Patriots are scheduled to appear in four nationally televised games, one preseason and three regular season. Below is a listing of this year's Patriots prime-time appearances:

DATE		OPPONENT	TIME	NETWORK	LOCAL
Saturday	Aug. 21	Dallas	8:20 p.m.	ESPN	WCVB
Sunday	Sept. 26	NY Giants	8:20 p.m.	ESPN	WCVB
Monday*	Nov. 15	NY Jets	9:00 p.m.	ABC	WCVB
Sunday	Dec. 5	Dallas	8:20 p.m.	ESPN	WCVB

*Note: Monday Night Football telecasts will start at 9:00 p.m. EST during the 1999 season.

**YEAR-BY-YEAR ATTENDANCE****Regular Season**

HOME GAMES				AWAY GAMES			SEASON	
YEAR	GMS	ATTENDANCE	AVG.	GMS	ATTENDANCE	AVG.	TOTALS	AVG.
1960	7	118,260	16,894	7	110,316	15,759	228,576	16,327
1961	7	115,610	16,516	7	129,984	18,569	245,594	17,542
1962	7	150,626	21,518	7	170,983	24,426	321,609	22,972
1963	7	169,870	24,267	7	143,936	20,562	313,806	22,415
1964	7	199,652	28,522	7	175,246	25,035	374,898	26,778
1965	7	143,098	20,443	7	245,485	35,069	388,583	27,756
1966	7	190,138	27,163	7	240,668	34,381	430,806	30,772
1967*	6	138,861	23,144	8	287,279	35,910	426,140	30,439
1968**	7	156,459	22,351	7	289,204	41,315	445,663	31,833
1969	7	149,412	21,345	7	284,587	40,655	433,999	31,000
1970	7	245,537	35,077	7	361,842	51,692	607,379	43,384
1971	7	411,109	58,730	7	383,143	54,735	794,252	56,732
1972	7	426,993	60,999	7	402,159	57,451	829,152	59,225
1973	7	410,443	58,635	7	416,805	59,544	827,248	59,089
1974	7	420,903	60,129	7	411,595	58,799	832,498	59,464
1975	7	411,490	58,784	7	379,112	54,159	790,602	56,472
1976	7	378,994	54,142	7	387,432	55,347	766,426	54,745
1977	7	415,959	59,423	7	399,419	57,060	815,378	58,241
1978	8	478,978	59,872	8	455,679	56,960	934,657	58,416
1979	8	473,141	59,143	8	502,492	62,812	975,633	60,977
1980	8	458,283	57,285	8	442,001	55,250	900,284	56,268
1981	8	414,741	51,843	8	413,073	51,634	827,814	51,738
1982@	4	149,188	37,297	5	231,781	46,356	380,969	42,330
1983	8	370,958	46,370	8	416,024	52,003	786,982	49,186
1984	8	392,275	49,034	8	468,464	58,558	860,739	53,796
1985	8	438,817	54,852	8	458,341	57,293	897,158	56,072
1986	8	477,688	59,711	8	537,779	67,222	1,015,467	63,467
1987@	8	374,302	46,788	7	431,739	61,677	806,041	53,736
1988	8	438,627	54,828	8	400,372	50,047	838,999	52,437
1989	8	388,522	48,565	8	494,981	61,873	883,503	55,219
1990	8	311,623	38,953	8	417,304	52,163	728,927	45,558
1991	8	303,116	37,890	8	433,249	54,156	736,365	46,023
1992	8	308,409	38,551	8	430,820	53,853	739,229	46,202
1993	8	362,964	45,371	8	443,708	55,464	806,672	50,417
1994	8	472,718	59,090	8	481,673	60,209	954,391	59,649
1995	8	466,743	58,343	8	504,373	63,047	971,116	60,695
1996	8	468,301	58,538	8	522,829	65,354	991,130	61,946
1997	8	477,431	59,679	8	547,518	68,440	1,024,949	64,059
1998	8	475,828	59,479	8	516,846	64,606	992,674	62,042
Totals	289	13,156,067	45,522	291	14,770,241	50,757	27,926,308	48,149

Postseason

YEAR	GMS	ATTENDANCE	AVG.	GMS	ATTENDANCE	AVG.	TOTAL	AVG.
1963	-	-	-	2	64,314	32,157	64,314	32,157
1976	-	-	-	1	54,037	54,037	54,037	54,037
1978	1	61,297	61,297	-	-	-	61,297	61,297
1982	-	-	-	1	68,842	68,842	68,842	68,842
1985	-	-	-	4	308,690	77,173	308,690	77,173
1986	-	-	-	1	76,105	76,105	76,105	76,105
1994	-	-	-	1	77,452	77,452	77,452	77,452
1996	2	120,378	60,189	1	72,301	72,301	192,679	64,226
1997	1	60,041	60,041	1	61,228	61,228	121,269	60,635
1998	-	-	-	1	72,559	72,559	72,559	72,559
Totals	4	241,716	60,429	13	855,328	65,810	1,097,244	64,544
GRAND TOTALS	293	13,397,783	45,726	304	15,625,769	51,400	29,023,552	48,615

*game vs. Chargers was moved to San Diego due to a World Series scheduling conflict at Fenway Park.

**game vs. the Jets was moved to Birmingham, Ala. due to a scheduling conflict at Fenway Park.

Neutral site counted as a "home" game for the Patriots.

@1982 and 1987 season were shortened due to player strikes.



1960 FINAL OFFENSIVE STATISTICS (5-9)

Head Coach: Lou Saban 5-9-0 • Fourth in AFL-East • Home Stadium: Boston University Field

DATE	W/L	SCORE	OPPONENT	ATTENDANCE
9/09	L	10-13	Denver	21,597
9/17	W	28-24	at New York	19,200
9/23	L	0-13	Buffalo	20,732
10/08	W	35-0	at Los Angeles	18,226
10/16	L	14-27	Oakland (at S.F.)	11,500
10/23	L	24-31	at Denver	12,683
10/28	L	16-45	Los Angeles	13,988
11/04	W	34-28	Oakland	8,446
11/11	W	38-21	New York	11,653
11/18	W	42-14	Dallas	14,721
11/25	L	10-24	Houston	27,123
12/04	L	14-38	at Buffalo	14,335
12/11	L	0-34	at Dallas	12,000
12/18	L	21-37	at Houston	22,352

Cappelletti 30/32 PAT kick, 3/4 PAT run
Opponents 43/46 PAT kick, 0/0 others
2-pt conv.: Cappelletti 3-4, Crawford 1-1.
Patriots: 4-5, Opp.: 0-0.

RUSHING	NO	YDS	AVG	LG	TD
Miller	101	416	4.2	33	1
Christy	78	363	4.7	48	4
Burton	66	280	4.3	77	1
Crawford	51	238	4.7	39†	2
Wells	14	59	4.2	13	0
Greene	7	44	6.3	21	0
Songin	11	40	3.6	20	2
Garron	8	27	3.4	9	0
Crouthamel	4	16	4.0	6	0
Livingston	10	16	1.6	5	1
Washington	2	10	5.0	7	0
White	5	7	1.4	5	0
Beach	6	-4	-0.7	3	0
Patriots	363	1512	4.2	77	11
Opponents	477	1513	3.2	--	21

RECEIVING	NO	YDS	AVG	LG	TD
Colclough	49	666	13.6	61	9
Miller	29	284	9.8	48†	2
Christy	26	268	10.3	53	2
Stephens	22	320	14.5	53	3
Burton	21	196	9.3	35	0
Lofton	19	360	18.9	39	4
Wells	14	206	14.7	78	1
Johnson	11	186	16.9	51†	3
Crawford	10	92	9.2	40	0
Beach	9	132	14.7	51†	1
Green	3	52	17.3	31	0
White	2	24	12.0	13	0
Atchason	2	22	11.0	14	0
Long	2	10	5.0	5	0
Cappelletti	1	28	28.0	28	0
Cudzik	1	11	11.0	11	0
Garron	1	8	8.0	8	0
Livingston	1	0	0.0	0	0
Patriots	223	2865	12.8	78	25
Opponents	210	2958	14.1	--	19

INTERCEPTIONS	NO	YDS	AVG	LG	TD
Cappelletti	4	68	17.0	27	0
Jacobs	4	26	6.5	14	0
Brune	3	35	11.7	18	0
Washington	3	13	4.3	13	0
O'Hanley	3	1	0.3	1	0
Shonta	2	101	50.5	52	0
Soltis	2	33	16.5	33	0
Rudolph	2	13	6.5	13	0
Dee	1	14	14.0	14	0
Brown	1	8	8.0	8	0
Patriots	25	312	12.5	52	0
Opponents	23	336	14.6	--	3

PUNTING	NO	YDS	AVG	LG	BLK
Greene	61	2253	36.9	66	1
Washington	17	539	31.7	48	0
Patriots	78	2792	35.8	66	1
Opp.	74	2750	37.2	--	1

PUNT RETURNS	NO	YDS	AVG	LG	TD
Wells	12	66	5.6	19	0
Christy	8	73	9.1	29	0
Brune	4	31	7.7	19	0
Beach	1	21	21.0	21	0
Cappelletti	1	3	3.0	3	0
Burton	1	0	0.0	0	0
Patriots	27	194	7.2	29	0
Opponents	21	361	17.2	--	3

KICK RETURNS	NO	YDS	AVG	LG	TD
Christy	24	617	25.7	52	0
Wells	11	275	28.5	33	0
Beach	7	146	20.7	33	0
Burton	4	161	40.3	59	0
Cappelletti	4	100	25.0	37	0
Brune	2	39	19.5	20	0
Crouthamel	2	27	13.5	15	0
Garron	1	21	21.0	21	0
Smith	1	13	13.0	13	0
Hunt	1	8	8.0	8	0
DeLucca	1	8	8.0	8	0
Livingston	1	3	3.0	3	0
Greene	1	3	3.0	3	0
Patriots	60	1421	23.7	59	0
Opponents	50	1123	22.5	--	1

Sacks: Rudolph 3.0, Dee 2.5, Jacobs 2.0, Sardisco 2.0, Addison 1.0, Hauser 0.5, Team 8.0.

FIELD GOALS	1-19	20-29	30-39	40-49	50+
Cappelletti	1-1	4-5	3-6	0-9	0-1
Cudzik	--	--	--	0-1	--
Patriots	1-1	4-5	3-6	0-10	0-1
Opp.	4-4	3-6	1-6	2-11	0-0

Cappelletti: (34G) () (50N) (23G,33G) (47N) (12G,48N,42N) (38N,48B) (42N, 37N,27G,27G) (39N,30G,45B,43N) () (20G,40N) (43N,27N) (48N) ().

Opponents: () (23G) (38N) () (40N)(42N, 47N, 9G) (35B,41N,18G) (47N,38N) (44N) (42N) (35N,20N,32N,16G) (27N,45G) (28N,42N,24G, 49N, 46G) (32G,26G,10G).

1960 AFL Eastern Conference

TEAM	W	L	T	PCT.	PF	PA
Houston	10	4	0	.714	379	285
N.Y. Titans	7	7	0	.500	382	399
Buffalo	5	8	1	.385	296	303
Patriots	5	9	0	.357	286	349

AFL Championship: at Houston Oilers 24, LA Chargers 16

1960 Coaching Staff: Joe Collier, Defensive Backfield, Mike Holovak, Offensive Backfield, Red Miller, Offensive Line, Jerry Smith, Defensive Line.

Team Statistics

	PATS	OPP
TOTAL FIRST DOWNS	234	237
By Rushing	86	78
By Passing	126	135
By Penalty	22	24
TOTAL NET YARDS	4116	4255
Avg. per Game	294.0	303.9
Total Offensive Plays	874	935
Avg. per Play	4.7	4.6
NET YARDS RUSHING	1512	1513
Total Rushing Plays	363	477
Avg. per Rush	4.2	3.2
Avg. per Game	108.0	108.1
NET YARDS PASSING	2604	2742
Avg. per Game	186.0	195.0
Sacked/Yards Lost	36/261	29/219
Gross Yards Passing	2865	2958
Att./Completions	475/223	429/210
Completion Pct.	46.9	49.0
Had Intercepted	23	25
PUNTS/AVERAGE	78/35.8	74/37.2
PENALTIES/YARDS	69/730	77/825
FUMBLES/BALLS LOST	36/22	41/20
TOUCHDOWNS	37	46
Rushing	11	21
Passing	25	19
Returns	1	6

Score by Periods	1	2	3	4	OT	TOTAL
Patriots	85	47	117	37	--	286
Opponents	36	119	89	105	--	349

SCORING	TD	Ru	Pa	Rt	PAT	Pg	S	TP
Cappelletti	0	0	0	0	33/36	8/22	0	60
Colclough	9	0	9	0	0/0	0/0	0	54
Christy	6	4	2	0	0/0	0/0	0	36
Lofton	4	0	4	0	0/0	0/0	0	24
Miller	3	1	2	0	0/0	0/0	0	18
Johnson	3	0	3	0	0/0	0/0	0	18
Stephens	3	0	3	0	0/0	0/0	0	18
Crawford	2	2	0	0	0/0	0/0	0	14
Songin	2	2	0	0	0/0	0/0	0	12
Beach	1	0	1	0	0/0	0/0	0	6
Burton	1	1	0	0	0/0	0/0	0	6
Livingston	1	1	0	0	0/0	0/0	0	6
Shonta	1	0	0	1	0/0	0/0	0	6
Wells	1	0	1	0	0/0	0/0	0	6
Team	0	0	0	0	0/0	0/0	1	2
Cudzik	0	0	0	0	0/0	0/1	0	0
PATRIOTS	37	11	25	1	33/36	8/23	1	286
Opponent	46	21	19	6	43/46	10/27	0	349

PASSING	ATT	CMP	YARDS	CMP%	YDS/ATT	TD	TD%	INT	INT%	LG	SK/YDS	RATING
Songin	392	187	2476	47.7	6.32	22	5.6	15	3.8	78	--/--	71.0
Greene	63	27	251	42.9	3.98	1	1.6	6	9.5	31	--/--	20.2
Christy	11	6	94	54.5	8.55	2	18.2	2	18.2	39	--/--	83.1
White	7	3	44	42.9	6.29	0	0.0	0	0.0	23	--/--	64.0
Dimitroff	2	0	0	0.0	0.00	0	0.0	0	0.0	0	--/--	0.0
Patriots	475	223	2865	46.9	6.03	25	5.3	23	4.8	78	36/261	64.0
Opponents	429	210	2958	49.0	6.90	19	4.4	25	5.8	--	29/216	62.2



1961 FINAL OFFENSIVE STATISTICS (9-4-1)

Head Coaches: Lou Saban (2-3), Mike Holovak (7-1-1) • Second in AFL-East • Home Stadium: Boston University Field

DATE	W/L	SCORE	OPPONENT	ATTENDANCE
9/09	L	20-21	NY Titans	16,683
9/16	W	45-17	Denver	14,479
9/23	W	23-21	at Buffalo	21,504
10/01	L	30-37	at NY Titans	15,189
10/07	L	27-38	San Diego	17,748
10/13	T	31-31	Houston	15,070
10/22	W	52-21	Buffalo	9,398
10/29	W	18-17	at Dallas	20,500
11/03	W	28-21	Dallas	25,063
11/12	L	15-27	at Houston	35,649
11/17	W	20-17	Oakland	17,169
12/03	W	28-24	at Denver	9,303
12/09	W	35-21	at Oakland	6,500
12/17	W	41-0	at San Diego	21,339

2-pt conv.: Parilli 1-1, Songin 0-1. Patriots 1-2, Opp.: 0-1.

RUSHING	NO	YDS	AVG	LG	TD
Lott	100	461	4.6	38	5
Garron	69	389	5.6	85t	2
Burton	82	260	3.2	43	2
Parilli	38	183	4.8	24	5
Crawford	41	148	3.6	34	0
West	26	90	3.5	31	0
Yewcic	11	51	4.6	13	1
Songin	8	39	4.9	11	0
Colclough	3	37	12.3	16	0
Schwedes	10	14	1.4	5	0
Washington	1	3	3.0	3	0
Patriots	389	1675	4.3	85t	15
Opponents	350	1041	3.0	--	9

PUNT RETURNS	NO	YDS	AVG	LG	TD
Brunej	23	109	4.7	11	0
Burton	8	128	16.0	62	0
Lott	1	8	8.0	8	0
Patriots	32	245	13.0	62	0
Opponents	15	245	16.3	55	2

KICK RETURNS	NO	YDS	AVG	LG	TD
Garron	16	438	27.4	89	1
Burton	15	401	26.7	91t	1
West	7	191	27.3	37	0
Long	4	24	6.0	11	0
Beach	2	38	19.0	20	0
Webb	1	21	21.0	21	0
Ratkowske	1	17	17.0	17	0
Stevens	1	6	6.0	6	0
Schwedes	1	0	0.0	0	0
Cudzik	1	0	0.0	0	0
Patriots	49	1136	23.2	91t	2
Opponents	53	1255	23.7	90t	1

Sacks: Loudd 7.0, Dee 5.5, Addison 3.5, Hunt 3.0, Klein 2.5, Jacobs 1.0, Robutti 1.0, Hall 0.5, Team 3.0.

FIELD GOALS	1-19	20-29	30-39	40-49	50+
Cappelletti	3-3	3-7	9-14	2-8	0-0
Patriots	3-3	3-7	9-14	2-8	0-0
Opp.	4-4	4-7	1-4	0-6	0-2

Cappelletti: (28G,32G,32) (35G) (36G, 35G,27N,46G) (34G,30G,22N,16G,46B) (1) (42N,17G, 42N) (12G) (24G)(47N,27B) (33G,29N) (29G, 33G, 42N) (32B) (32N,35N,40N) (40G,32N,38G).

Opponents: (1) (34G,27N,52N) (1) (26G) (10G, 41N,26N) (10G,41N,26N) (35N, 49N,24G) (1) (25G,42N,32N,38N) (44N) (25G,19G) (16G,60N)(23N,18G,43N, 43N) (1) (1).

1961 AFL Eastern Division

TEAM	W	L	T	PCT.	PF	PA
Houston	10	3	1	.769	513	242
Patriots	9	4	1	.692	413	313
NY Titans	7	7	0	.500	301	390
Buffalo	6	8	0	.429	294	342

AFL Championship: Houston Oilers 10, at San Diego Chargers 3

1961 Coaching Staff: Joe Collier, Defensive Backfield, Mike Holovak, Offensive Backfield, Red Miller, Offensive Line, Jerry Smith, Defensive Line.

Team Statistics

Team Statistics		PATS	OPP						
TOTAL FIRST DOWNS		238	243						
By Rushing		93	72						
By Passing		120	151						
By Penalty		25	20						
TOTAL NET YARDS		4214	4123						
Avg. per Game		301.0	294.5						
Total Offensive Plays		936	967						
Avg. per Play		4.5	4.3						
NET YARDS RUSHING		1675	1041						
Total Rushing Plays		389	350						
Avg. per Rush		4.3	3.0						
Avg. per Game		119.6	74.4						
NET YARDS PASSING		2539	3082						
Avg. per Game		181.4	220.1						
Sacked/Yards Lost		33/256	44/408						
Gross Yards Passing		2795	3490						
Att./Completions		420/206	479/241						
Completion Pct.		49.0	50.3						
Had Intercepted		21	22						
PUNTS/AVERAGE		64/37.6	71/40.7						
PUNT RETURN/AVG		32/13.0	15/16.3						
PENALTIES/YARDS		64/659	67/662						
FUMBLES/BALLS LOST		24/9	36/20						
TOUCHDOWNS		52	41						
Rushing		15	9						
Passing		29	27						
Returns		8	5						
Score by Periods		1	2	3	4	OT	Total		
Patriots		98	98	118	99	—	413		
Opponents		45	109	51	108	—	313		
SCORING		TD	Ru	Pa	Rt	PAT	FG	S	TP
Cappelletti		8	0	8	0	48/50	17/32	0	147
Lott		11	5	6	0	0/0	0/0	0	66
Colclough		9	0	9	0	0/0	0/0	0	54
Garron		6	2	3	1	0/0	0/0	0	36
Parilli		5	5	0	0	1/1	0/0	0	32
Webb		4	0	0	4	0/0	0/0	0	24
Stevens		3	0	2	1	0/0	0/0	0	18
Burton		3	2	0	1	0/0	0/0	0	18
Johnson		1	0	1	0	0/0	0/0	0	6
Moore		1	0	0	1	0/0	0/0	0	6
Yewcic		1	1	0	0	0/0	0/0	0	6
Songin		0	0	0	0	0/1	0/0	0	0
PATRIOTS		52	15	29	8	49/52	17/32	0	413
Opponent		41	9	27	5	40/41	9/23	0	313

RECEIVING	NO	YDS	AVG	LG	TD
Cappelletti	45	768	17.1	53	8
Colclough	42	757	18.0	58t	9
Lott	32	333	10.4	47	6
Garron	24	341	14.2	51t	2
Stevens	19	186	9.8	31	2
Burton	13	115	8.8	45	0
Crawford	9	85	9.4	25	0
Johnson	9	82	9.1	21	1
Yewcic	6	56	9.3	46	0
West	5	42	8.4	18	0
Schwedes	1	21	21.0	21	0
Shonta	1	9	9.0	9	0
Patriots	206	2795	13.6	58t	29
Opponents	241	3490	14.5	75t	27

INTERCEPTIONS	NO	YDS	AVG	LG	TD
Webb	5	153	30.6	59	2
Washington	4	45	11.3	33	0
Addison	4	17	4.3	10	0
Brunej	2	20	10.0	12	0
Robutti	2	18	9.0	11	0
Hall	2	12	6.0	12	0
Beach	1	37	37.0	37	0
Loudd	1	12	12.0	12	0
Shonta	1	12	12.0	12	0
Patriots	22	326	14.8	59	2
Opponents	21	198	9.4	--	1

PUNTING	NO	YDS	AVG	LG	Blk
Yewcic	64	2406	37.6	64	2
Patriots	64	2406	37.6	64	2
Opp.	71	2887	40.7	70	2

PASSING	ATT	CMP	YARDS	CMP%	YDS/ATT	TD	TD%	INT	INT%	LG	SK/YDS	RATING
Songin	212	98	1429	46.2	6.74	14	6.6	9	4.2	58t	—/—	73.2
Parilli	198	104	1314	52.5	6.64	13	6.6	9	4.5	53	—/—	76.8
Yewcic	8	3	25	37.5	3.13	1	12.5	2	25.0	18t	—/—	46.4
Cappelletti	1	1	27	100.0	27.00	1	100.0	0	0.0	27t	—/—	531.3
Burton	1	0	0	0.0	0.00	0	0.0	1	0.0	0	—/—	—
Patriots	420	206	2795	49.0	6.65	29	6.9	21	5.0	58t	33/256	72.8
Opponents	479	241	3490	50.3	7.29	27	5.6	22	4.6	75t	44/408	73.9

**1962 FINAL OFFENSIVE STATISTICS (9-4-1)**

Head Coach: Mike Holovak (9-4-1) • Second in AFL-East • Home Stadium: Boston University Field

DATE	W/L	SCORE	OPPONENT	ATTENDANCE
9/08	L	28-42	at Dallas	32,000
9/16	W	34-21	* Houston	32,276
9/21	W	41-16	Denver	21,038
10/06	W	43-14	at NY Titans	14,412
10/12	L	7-27	Dallas	23,874
10/19	W	24-20	San Diego	20,888
10/26	W	26-16	Oakland	12,514
11/03	T	28-28	at Buffalo	33,247
11/11	W	33-29	at Denver	28,187
11/18	L	17-21	at Houston	35,250
11/23	W	21-10	Buffalo	20,021
11/30	W	24-17	NY Titans	20,015
12/09	W	20-14	at San Diego	19,887
12/16	L	0-20	at Oakland	8,000

* game played at Harvard Stadium.

Team Statistics

	PATS	OPP
TOTAL FIRST DOWNS	230	220
By Rushing	100	68
By Passing	114	136
By Penalty	16	16
TOTAL NET YARDS	4736	4534
Avg. per Game	338.3	323.9
Total Offensive Plays	943	982
Avg. per Play	5.0	4.6
NET YARDS RUSHING	1970	1426
Total Rushing Plays	432	393
Avg. per Rush	4.6	3.6
Avg. per Game	140.7	101.9
NET YARDS PASSING	2766	3108
Avg. per Game	197.6	222.0
Sacked/Yards Lost	23/164	34/327
Gross Yards Passing	2930	3435
Att./Completions	382/195	450/216
Completion Pct.	51.0	48.0
Had Intercepted	13	25
PUNTS/AVERAGE	69/38.5	79/38.5
PUNT RETURNS/AVG	26/5.3	11/4.9
PENALTIES/YARDS	52/456	62/554
FUMBLES/BALLS LOST	37/20	26/10
TOUCHDOWNS	41	36
Rushing	11	14
Passing	25	19
Returns	5	3

Score by Periods	1	2	3	4	OT	Total
Patriots	50	116	78	102	--	346
Opponents	65	104	55	71	--	295

SCORING	TD	Ru	Pa	RI	PAT	FG	S	TP
Cappelletti	5	0	5	0	38/4020/37	0	128	
Colclough	10	0	10	0	0/0	0/0	0	60
Burton	7	2	4	1	0/0	0/0	0	42
Garron	6	2	3	1	0/0	0/0	0	36
Crawford	4	2	2	0	1/1	0/0	0	26
Yewcic	2	2	0	0	0/0	0/0	0	12
Parilli	2	2	0	0	0/0	0/0	0	12
Romeo	1	0	1	0	0/0	0/0	0	6
Addison	1	0	0	1	0/0	0/0	0	6
King	1	1	0	0	0/0	0/0	0	6
Bruneu	1	0	0	1	0/0	0/0	0	6
Hall	1	0	0	1	0/0	0/0	0	6
PATRIOTS	41	11	25	5	39/41	20/37	0	346
Opponent	36	14	19	3	33/36	15/26	0	295

2-pt conv.: Crawford 1-1. Patriots 1-1, Opp.: 1-3.

RUSHING	NO	YDS	AVG	LG	TD
Burton	134	548	4.1	59	2
Crawford	139	459	3.3	22	2
Garron	67	392	5.9	41t	2
Yewcic	33	215	6.5	27t	2
Parilli	28	169	6.0	33t	2
King	21	144	6.9	71t	1
Lott	8	34	4.3	11	0
Colclough	1	14	14.0	14	0
Cappelletti	1	-5	-5.0	-5	0
Patriots	432	1970	4.6	71t	11
Opponents	393	1426	3.6	--	14

RECEIVING	NO	YDS	AVG	LG	TD
Colclough	40	868	21.7	78t	10
Burton	40	461	11.5	69t	4
Romeo	34	608	17.8	62	1
Cappelletti	34	479	14.0	40	5
Crawford	22	224	10.1	44	2
Garron	18	236	8.4	63t	3
King	5	42	8.4	33	0
Webb	1	11	11.0	11	0
Lott	1	1	1.0	1	0
Patriots	215	2930	15.0	78t	25
Opponents	196	3435	15.9	97t	19

INTERCEPTIONS	NO	YDS	AVG	LG	TD
O'Hanley	5	83	16.6	28	0
Felt	5	73	14.6	22	0
Addison	5	42	8.4	16	1
Hall	3	94	31.3	47t	1
Bruneu	3	70	23.3	33t	1
Buoniconti	2	3	1.5	3	0
Shonta	2	0	0.0	0	0
Patriots	25	365	14.6	47	3
Opponents	13	55	4.2	--	1

PUNTING	NO	YDS	AVG	LG	BLK
Yewcic	69	2654	38.5	56	1
Patriots	69	2654	38.5	56	1
Opp.	79	3040	38.5	75	0

PUNT RETURNS	NO	YDS	AVG	LG	TD
Burton	21	122	5.8	22	0
Bruneu	3	8	2.7	7	0
Buoniconti	1	8	8.0	8	0
Hall	1	0	0.0	0	0
Patriots	26	138	5.3	22	0
Opponents	11	54	4.9	15	0

KICK RETURNS	NO	YDS	AVG	LG	TD
Garron	24	686	28.6	95t	1
Burton	13	238	18.3	42	0
King	9	177	19.7	28	0
Stephens	2	46	23.0	31	0
Crawford	2	24	12.0	18	0
Loudd	1	15	15.0	15	0
Dee	1	14	14.0	14	0
Jacobs	1	0	0.0	0	0
Patriots	53	1200	22.6	95t	1
Opponents	64	1697	26.5	93t	1

Sacks: Eisenhower 5.5, Addison 5.0, Dee 4.0, Richardson 3.0, Rudolph 3.0, Klein 1.5, Bruneu 1.0, Buoniconti 1.0, Team 4.0.

FIELD GOALS	1-19	20-29	30-39	40-49	50+
Cappelletti	7-9	5-9	7-11	1-6	0-0
Patriots	7-9	5-9	7-11	1-6	0-0
Opp.	5-7	3-5	3-5	4-9	0-0

Cappelletti: (46B) (16N,46G,20G) (28G,33G) (28G,12G,38G) (44N,47N) (13G,31N) (25G, 17G,31G,11G) (38N) (35G,37G,18G,14N, 39G) (30N,26G, 20N,26N) (25N) (32G) (29N,18G, 43B, 9G) (37N,44N,32N,26N).

Opponents: () (49N,10N) (37B,18G) () (33G, 26N,24G) (43G,27G) (19G,27N) (14N,46N) (39N,16G,19G,46G,45N) () (36G) (47N,47N,37G) (42G,42G) (19G,21G).

1962 AFL Eastern Division

Team	W	L	T	Pct.	PF	PA
Houston	11	3	0	.786	387	270
Patriots	9	4	1	.692	346	295
Buffalo	7	6	1	.538	309	272
NY Titans	5	9	0	.357	278	423

AFL Championship: Dallas Texans 20, at Houston Oilers 17 (ot)

1962 Coaching Staff: Fred Bruneu, Defensive Backfield, Marion Campbell, Defensive Line, Art Spinney, Offensive Line.

PASSING	ATT	CMP	YARDS	CMP%	YDS/ATT	TD	TD%	INT	INT%	LG	SK/YDS	RATING
Parilli	252	140	1988	55.3	7.86	18	7.1	8	3.2	67t	--/--	91.3
Yewcic	126	54	903	42.9	7.17	7	5.6	5	4.0	78t	--/--	69.7
Garron	3	1	39	33.3	13.00	0	0.0	0	0.0	39	--/--	81.9
Patriots	382	195	2930	51.0	7.67	25	6.5	13	3.4	78t	23/164	84.1
Opps.	450	216	3435	48.0	7.63	19	4.2	25	5.6	97t	34/327	64.6

**1963 FINAL OFFENSIVE STATISTICS (7-6-1)**

Head Coach: Mike Holovak (7-6-1) • First in AFL-East • Home Stadium: Fenway Park

DATE	W/L	SCORE	OPPONENT	ATTENDANCE
9/08	W	38-14	* NY Jets	24,120
9/14	L	13-17	at San Diego	26,097
9/22	W	20-14	at Oakland	17,131
9/29	L	10-14	at Denver	18,636
10/05	L	24-31	at NY Jets	16,769
10/11	W	20-14	Oakland	26,494
10/18	W	20-21	Denver	25,418
10/26	L	21-28	at Buffalo	29,243
11/01	W	45-3	Houston	31,185
11/10	L	6-7	San Diego	28,402
11/17	T	24-24	Kansas City	17,270
12/01	W	17-7	Buffalo	16,981
12/08	W	46-28	at Houston	23,462
12/14	L	3-35	at Kansas City	12,598
AFL Playoff				
12/28	W	26-8	at Buffalo	33,044
1/05	L	10-51	at San Diego	30,127

* game played at Boston College Alumni Stadium.

Team Statistics

	PATS	OPP
TOTAL FIRST DOWNS	227	222
By Rushing	92	59
By Passing	115	144
By Penalty	20	19
TOTAL NET YARDS	4201	3834
Avg. per Game	300.1	273.9
Total Offensive Plays	874	842
Avg. per Play	4.6	4.6
NET YARDS RUSHING	1618	1107
Total Rushing Plays	437	310
Avg. per Rush	3.7	3.6
Avg. per Game	115.6	79.1
NET YARDS PASSING	2583	2727
Avg. per Game	184.5	194.8
Sacked/Yards Lost	27/233	56/526
Gross Yards Passing	2816	3253
Att/Completions	410/184	476/230
Completion Pct.	44.9	48.3
Had Intercepted	29	29
PUNTS/AVERAGE	75/38.4	88/39.9
PUNT RETURNS/AVG	40/9.3	25/13.0
PENALTIES/YARDS	64/614	62/1583
FUMBLES/BALLS LOST	29/12	27/13
TOUCHDOWNS	37	35
Rushing	16	12
Passing	17	21
Returns	4	2

Score by Periods	1	2	3	4	OT	Total
Patriots	60	97	72	98	--	327
Opponents	56	69	59	73	--	257

SCORING	TD	Ru	Pa	Rt	PAT	FG	S	TP	PUNTING	NO	YDS	AVG	LG	BLK
Cappelletti	2	0	2	0	35/36	22/38	0	113	Yewcic	75	2880	38.4	65	2
Graham	5	0	5	0	0/0	0/0	0	30	Patriots	75	2880	38.4	65	2
Crump	5	5	0	0	0/0	0/0	0	30	Opp.	88	3515	39.9	68	1
Parilli	5	5	0	0	0/0	0/0	0	30						
Garron	4	2	2	0	0/0	0/0	0	24	PUNT RETURNS	NO	YDS	AVG	LG	TD
Lott	4	2	2	0	0/0	0/0	0	24	Suci	25	233	9.3	22	0
Colclough	3	0	3	0	0/0	0/0	0	18	Stephens	14	117	8.3	26	0
Romeo	2	0	2	0	0/0	0/0	0	12	Garron	1	23	23.0	23	0
Suci	2	0	0	2	0/0	0/0	0	6	Patriots	40	373	9.3	26	0
Buoniconti	1	0	0	1	0/0	0/0	0	12	Opponents	25	325	13.0	61	0
Crawford	1	1	0	0	0/1	0/0	0	6						
Yewcic	1	1	0	0	0/0	0/0	0	6	KICK RETURNS	NO	YDS	AVG	LG	TD
Neumann	1	0	1	0	0/0	0/0	0	6	Garron	28	693	24.7	58	0
Hunt	1	0	0	1	0/0	0/0	0	6	Suci	17	360	21.1	35	0
Team	0	0	0	0	0/0	0/0	1	2	Crump	3	33	11.0	14	0
PATRIOTS	37	16	17	4	35/37	22/38	1	327	Watson	1	9	9.0	9	0
Opponent	35	12	21	2	35/35	4/21	0	257	Yates	1	0	0.0	0	0

2-pt conv.: Crawford 0-1. Patriots 0-1, Opp.: 0-0.

RUSHING	NO	YDS	AVG	LG	TD
Garron	179	750	4.1	47 1	2
Crawford	71	233	3.3	19	1
Yewcic	22	161	7.3	46	1
Neumann	44	148	3.4	17	0
Parilli	36	126	3.5	19	5
Crump	49	120	2.5	21	5
Lott	35	78	2.2	7	3
Cappelletti	1	2	2.0	2	0
Patriots	437	1618	3.7	47 1	17
Opponents	310	1107	3.6	68	12

RECEIVING	NO	YDS	AVG	LG	TD
Colclough	42	693	16.5	56 1	3
Cappelletti	34	493	14.5	38	2
Romeo	32	418	13.1	38	3
Garron	26	418	16.0	76 1	2
Graham	21	550	26.1	77 1	5
Crawford	10	89	8.9	28	0
Neumann	10	48	4.8	16	1
Crump	6	46	7.7	12	0
Lott	3	61	20.3	55 1	1
Patriots	184	2816	15.3	77 1	17
Opponents	230	3253	14.1	74 1	21

INTERCEPTIONS	NO	YDS	AVG	LG	TD
Suci	7	277	39.6	98 1	2
Addison	4	27	6.7	17	0
Felt	3	81	27.0	35	0
O'Hanley	3	79	26.3	61	0
Buoniconti	3	42	14.0	26	0
Hall	3	24	8.0	14	0
Shonta	3	15	5.0	12	0
Hunt	1	78	78.0	78 1	1
Stephens	1	22	22.0	22	0
Eisenhauer	1	0	0.0	0	0
Patriots	29	645	22.2	98 1	3
Opponents	29	338	11.7	--	1

Sacks: Eisenhauer 9.0, Dee 7.0, Buoniconti 6.5, Rudolph 6.0, Antwine 4.0, Addison 2.5, Hall 2.0, Richardson 1.0, Team 8.0.

FIELD GOALS	1-19	20-29	30-39	40-49	50+
Cappelletti	2-3	3-4	12-16	5-14	0-1
Patriots	2-3	3-4	12-16	5-14	0-1
Opp.	0-1	1-2	2-9	1-8	0-1

Cappelletti: (47N,31G,44N) (35G,9N,36G) (46G,47G) (49N,18G) (45N,22G) (37G,32G) (24G,34G,42G,32G) (23B) (48N,40N,37N, 37G) (38N,36G,25G,37N,55N) (32G,40N, 43N) (41N,43G) (33G,38N,32G,44G) (14G).

Opponents: (39N) (30N,31G) () (43N, 38N, 52N) (36G,38N) () () (40N,42B) (46G) (12N, 48N) (36N,27G,25N,45N) (37N) () (41N,37N, 49N).

1963 AFL Eastern Division

Team	W	L	T	Pct.	PF	PA
Patriots	7	6	1	.538	327	257
Buffalo	7	6	1	.538	304	291
Houston	6	8	0	.429	302	372
NY Jets	5	8	1	.385	249	399

Eastern Division playoff: Boston 26, at Buffalo 8

AFL Championship: at San Diego 51, Boston 10

1963 Coaching Staff: Fred Bruney, Defensive Backfield, Marion Campbell, Defensive Line, Art Spinney, Offensive Line.

PASSING	ATT	CMP	YARDS	CMP%	YDS/ATT	TD	TD%	INT	INT%	LG	SK/YDS	RATING
Parilli	337	153	2345	45.4	6.96	13	3.9	24	7.1	77 1	--/--	52.3
Yewcic	70	29	444	41.4	6.34	4	5.7	5	7.1	57 1	--/--	52.4
Crawford	2	2	27	100.0	13.5	0	0.0	0	0.0	15	--/--	117.0
Garron	1	0	0	0.0	0.0	0	0.0	0	0.0	0	--/--	0.0
Patriots	410	184	2816	44.9	6.87	17	4.1	29	7.1	77 1	27/233	52.2
Opps.	476	230	3253	48.3	6.83	21	4.4	29	6.1	74 1	56/526	60.1



1964 FINAL OFFENSIVE STATISTICS (10-3-1)

Head Coach: Mike Holovak (10-3-1) • Second in AFL-East • Home Stadium: Fenway Park

DATE	W/L	SCORE	OPPONENT	ATTENDANCE
9/13	W	17-14	at Oakland	21,126
9/20	W	33-28	at San Diego	20,568
9/27	W	26-10	* NY Jets	22,716
10/04	W	39-10	at Denver	15,485
10/09	L	17-26	San Diego	35,096
10/16	T	43-43	Oakland	23,279
10/23	W	24-7	Kansas City	27,400
10/31	L	14-35	at NY Jets	45,003
11/06	W	25-24	Houston	28,161
11/15	W	36-28	at Buffalo	42,308
11/20	W	12-7	Denver	24,979
11/29	W	34-17	at Houston	17,560
12/06	W	31-24	at Kansas City	13,166
12/20	L	14-24	Buffalo	38,021

* game played at Boston College Alumni Stadium.

Team Statistics

Team Statistics	PATS	OPP				
TOTAL FIRST DOWNS	226	243				
By Rushing	66	63				
By Passing	144	165				
By Penalty	16	15				
TOTAL NET YARDS	4527	4360				
Avg. per Game	323.4	311.4				
Total Offensive Plays	856	933				
Avg. per Play	5.1	4.7				
NET YARDS RUSHING	1361	1143				
Total Rushing Plays	381	356				
Avg. per Rush	3.6	3.2				
Avg. per Game	97.2	81.6				
NET YARDS PASSING	3166	3217				
Avg. per Game	226.1	229.8				
Sacked/Yards Lost	29/301	47/428				
Gross Yards Passing	3467	3645				
Att./Completions	476/229	530/261				
Completion Pct.	48.1	49.2				
Had Intercepted	27	31				
PUNTS/AVERAGE	78/38.0	82/41.5				
PUNT RETURNS/AVG	38/7.3	24/7.7				
PENALTIES/YARDS	53/467	84/744				
FUMBLES/BALLS LOST	23/12	33/16				
TOUCHDOWNS	41	36				
Rushing	9	10				
Passing	31	23				
Returns	1	3				
Score by Periods	1	2	3	4	OT	Total
Patriots	61	84	98	122	--	365
Opponents	65	81	69	82	--	297

SCORING	TO	Ru	P	RT	PAT	FG	S	TP
Cappelletti	7	0	0	0	37/37	25/39	0	155
Garron	9	2	7	0	0/0	0/0	0	54
Graham	6	0	6	0	0/0	0/0	0	36
Colclough	5	0	5	0	2/2	0/0	0	34
Burton	5	3	2	0	0/0	0/0	0	30
Romeo	4	0	4	0	0/0	0/0	0	24
Garrett	2	2	0	0	0/0	0/0	0	12
Parilli	2	2	0	0	0/2	0/0	0	12
O'Hanley	1	0	0	1	0/0	0/0	0	6
Rudolph	0	0	0	0	0/0	0/0	1	2
PATRIOTS	41	9	31	1	39/41	25/39	1	365
Opponent	36	10	23	3	34/36	15/30	0	297

2-pt conv.: Cappelletti 1-1, Colclough 2-2, Parilli 0-2. Patriots 3-5, Opp.: 2-3.

RUSHING	NO	YDS	AVG	LG	TO
Garron	183	585	3.2	16	2
Burton	102	340	3.3	33	3
Garrett	56	259	4.6	58	2
Parilli	34	168	4.9	32	2
Cappelletti	1	7	7.0	7	0
Yewcic	5	2	0.4	2	0
Patriots	381	1361	3.6	58	9
Opponents	356	1143	3.2	--	10

RECEIVING	NO	YDS	AVG	LG	TO
Cappelletti	49	865	17.7	58t	7
Graham	45	720	16.0	80t	6
Garron	40	350	8.8	52t	7
Colclough	32	657	20.5	59t	5
Burton	27	306	11.3	59t	2
Romeo	26	445	17.1	38	4
Garrett	8	101	12.6	57	0
Snyder	1	12	12.0	12	0
Crawford	1	11	11.0	11	0
Patriots	229	3467	15.1	80t	31
Opponents	261	3645	14.0	80t	23

INTERCEPTIONS	NO	YDS	AVG	LG	TO
Hall	11	148	13.5	50	0
Webb	6	43	7.2	25	0
Buoniconti	5	75	15.0	26	0
O'Hanley	3	120	40.0	47	1
Felt	2	10	5.0	8	0
Addison	2	4	2.0	4	0
Shonta	1	21	21.0	21	0
Dukes	1	6	6.0	6	0
Patriots	31	427	13.8	50	1
Opponents	27	485	18.0	--	1

PUNTING	NO	YDS	AVG	LG	BLK
Yewcic	73	2787	38.7	63	1
Parilli	5	180	36.0	45	0
Patriots	78	2967	38.0	63	1
Opp.	82	3401	41.5	67	1

PUNT RETURNS	NO	YDS	AVG	LG	TO
Burton	11	78	7.1	19	0
Cloutier	20	136	6.8	40	0
Stephens	5	34	6.8	11	0
Garrett	2	28	14.0	28	0
Patriots	38	276	7.3	40	0
Opponents	24	185	7.7	52	0

KICK RETURNS	NO	YDS	AVG	LG	TO
Garrett	32	749	23.4	42	0
Garron	10	198	19.8	31	0
Burton	7	131	18.7	27	0
Dukes	2	33	16.5	17	0
Stephens	2	5	2.5	5	0
Cloutier	1	46	46.0	46	0
Romeo	1	5	5.0	5	0
Oakes	1	0	0.0	0	0
Watson	1	0	0.0	0	0
Yates	1	0	0.0	0	0
Patriots	58	1167	20.1	46	0
Opponents	70	1637	23.4	93t	1

Sacks: Eisenhower 7.5, Antwine 5.5, Buoniconti 4.5, Dee 3.5, St. Jean 3.0, Hunt 2.5, Richardson 2.5, Rudolph 2.5, Dukes 2.0, O'Hanley 1.0, Shonta 1.0, Team 2.0.

FIELD GOALS	1-19	20-29	30-39	40-49	50+
Cappelletti	6-6	5-6	5-9	8-16	1-2
Patriots	6-6	5-6	5-9	8-16	1-2
Opp.	5-6	0-2	5-8	4-13	0-1

Cappelletti: (47N,46N,48G) (41G,57N, 45N, 26N,32G,37G,37G) (47G,26G, 49N,41G,42G, 44N) (11G,30G,16G, 47G,14G,17G) (48G) (41N,31N) (25G) (30N) (25G,33G,22G,41N) (1) (35N,51G) (35N,28G,15G,45N) (12G) (46N).

Opponents: (47N,48N) (26N,30G,12G) (40G, 47N) (32G) (54N,16G,17G) (41G, 33N,37G, 98,38G) (43G) (1) (46N,23N, 10G) (41G,33G, 35N) (46N,39N) (49N, 49G,41N) (42G) (12N).

1964 AFL Championship

Team	W	L	T	Pct.	PF	PA
Buffalo	12	2	0	.857	400	242
Patriots	10	3	1	.769	365	297
NY Jets	5	8	1	.385	278	315
Houston	4	10	0	.286	310	355

AFL Championship: at Buffalo 20, San Diego 7

1964 Coaching Staff: Art Spinney, Offensive Line, Carl Taseff, Defensive Backs, Chuck Weber, Defensive Line/Backfield.

PASSING	ATT	CMP	YARDS	CMP%	YOS/ATT	TD	TD%	INT	INT%	LG	SK/YOS	RATING
Parilli	473	228	3465	48.2	7.33	31	6.6	27	5.7	80t	27/279	71.1
Garron	2	0	0	0.0	0.0	0	0.0	0	0.0	0	0/0	--
Yewcic	1	1	2	100.0	2.0	0	0.0	0	0.0	2	0/0	39.6
Cappelletti	0	0	0	0.0	0.0	0	0.0	0	0.0	0	0/11	--
Patriots	476	229	3467	48.1	7.28	31	6.5	27	5.7	80t	29/301	70.4
Opps.	530	261	3645	49.2	6.88	23	4.3	31	5.8	80t	47/428	61.9



1965 FINAL OFFENSIVE STATISTICS (4-8-2)

Head Coach: Mike Holovak (4-8-2) • Fifth in AFL-East • Home Stadium: Fenway Park

DATE	W/L	SCORE	OPPONENT	ATTENDANCE
9/11	L	7-24	at Buffalo	45,502
9/19	L	10-31	at Houston	32,445
9/24	L	10-27	Denver	26,782
10/03	L	17-24	at Kansas City	26,773
10/08	L	10-24	Oakland	24,824
10/17	T	13-13	San Diego	20,924
10/24	L	21-30	at Oakland	20,858
10/31	W	22-6	at San Diego	33,366
11/07	L	7-23	Buffalo	24,415
11/14	L	20-30	NY Jets	18,589
11/21	T	10-10	Kansas City	13,056
11/28	W	27-23	at NY Jets	59,334
12/12	W	28-20	at Denver	27,207
12/18	W	42-14	Houston	14,508

Team Statistics

	PATS	OPP
TOTAL FIRST DOWNS	214	232
By Rushing	55	92
By Passing	130	127
By Penalty	29	13
TOTAL NET YARDS	3624	4131
Avg. per Game	258.9	295.1
Total Offensive Plays	883	886
Avg. per Play	4.1	4.7
NET YARDS RUSHING	1117	1531
Total Rushing Plays	373	425
Avg. per Rush	3.0	3.6
Avg. per Game	79.8	109.4
NET YARDS PASSING	2507	2600
Avg. per Game	179.1	185.7
Sacks/Yards Lost	37/347	30/291
Gross Yards Passing	2854	2891
Att./Completions	473/193	431/206
Completion Pct.	40.8	47.8
Had Intercepted	29	21
PUNTS/AVERAGE	82/40.1	78/42.1
PENALTIES/YARDS	58/537	72/658
FUMBLES/BALLS LOST	24/12	24/9
TOUCHDOWNS	27	34
Rushing	8	10
Passing	19	17
Returns	0	7
Score by Periods	1 2 3 4 OT Total	
Patriots	39 98 46 61 -	244
Opponents	60 87 62 93 -	302

SCORING	TD	Ru	Pa	Rt	PAT	FG	S	TP
Cappelletti	9	0	9	0	27/27	17/27	0	132
Nance	5	5	0	0	0	0	0	30
Burton	3	1	2	0	0	0	0	18
Colclough	3	0	3	0	0	0	0	18
Garrett	3	1	2	0	0	0	0	18
Romeo	2	0	2	0	0	0	0	12
Garron	2	1	1	0	0	0	0	12
Cunningham	0	0	0	0	0	0	1	2
Team	0	0	0	0	0	0	1	2
PATRIOTS	27	8	19	0	27/27	17/27	2	244
Opponent	34	10	17	7	28/28	22/40	0	302

2-pt conv: Pats 0-0; Opp. 2-6 (1-4 pass; 1-2 run)

RUSHING	NO	YDS	AVG	LG	TD
Nance	111	321	2.9	20	5
Garron	74	259	3.5	59	1
Parilli	50	200	4.0	17	0
Garrett	42	147	3.5	26	1
Burton	45	108	2.4	22	1
Bellino	24	49	2.0	10	0
Johnson	19	29	1.5	9	0
Wilson	8	4	0.5	17	0
Patriots	373	1117	3.0	59	8
Opponents	425	1531	3.6	63	10

RECEIVING	NO	YDS	AVG	LG	TD
Colclough	40	677	16.9	41	3
Cappelletti	37	680	18.4	57	9
Graham	25	316	12.6	33	0
Whalen	22	381	17.3	67	0
Garron	15	222	14.8	52	1
Romeo	15	203	13.5	36	2
Nance	12	83	6.9	22	0
Burton	10	127	12.7	73	2
Garrett	7	49	7.0	15	2
Bellino	5	74	14.8	20	0
Johnson	4	29	7.3	23	0
Yewcic	1	13	13.0	13	0
Patriots	193	2854	14.8	73	19
Opponents	206	2891	14.0	85	17

INTERCEPTIONS	NO	YDS	AVG	LG	TD
Hall	3	35	11.7	29	0
Buoniconti	3	31	10.3	26	0
Shonta	2	46	23.0	27	0
Webb	2	45	22.5	45	0
Cunningham	2	16	8.0	10	0
Hennessey	2	14	7.0	14	0
Graves	2	0	0.0	0	0
Farmer	1	16	16.0	16	0
Addison	1	13	13.0	13	0
Dukes	1	10	10.0	10	0
O'Hanley	1	5	5.0	5	0
Antwine	1	2	2.0	2	0
Patriots	21	233	11.1	45	0
Opponents	29	365	12.6	-	4

PUNTING	NO	YDS	AVG	LG	BLK
Yewcic	76	3094	40.7	70	2
Wilson	6	194	36.0	49	1
Patriots	82	3288	40.1	70	3
Opp.	78	3281	42.1	64	0

PUNT RETURNS	NO	FC	YDS	AVG	LG	TD
Burton	15	0	61	4.1	12	0
Cunningham	5	0	35	7.0	13	0
Hennessey	5	0	21	4.2	9	0
Garrett	1	0	19	19.0	19	0
Nance	1	0	16	16.0	16	0
Patriots	27	0	152	5.6	19	0
Opponents	33	0	232	7.0	41	0

KICK RETURNS	NO	YDS	AVG	LG	TD
Cunningham	17	374	22.0	45	0
Garrett	12	232	19.3	25	0
Burton	7	188	26.9	39	0
Bellino	7	138	19.7	26	0
Garron	5	141	28.2	36	0
Dukes	3	45	15.0	20	0
Nance	3	40	13.3	19	0
Johnson	2	29	14.5	16	0
Rudolph	1	4	4.0	4	0
Canale	2	0	0.0	0	0
Pyne	1	0	0.0	0	0
Patriots	60	1191	19.9	45	0
Opponents	41	946	23.1	102	1

Sacks: Eisenhower 9.5, Antwine 3.5, Hunt 3.0, Buoniconti 2.0, Pyne 2.0, St. Jean 2.0, Addison 1.0, Hall 1.0, Dukes 0.5, Long 0.5, Team 2.0.

FIELD GOALS	1-19	20-29	30-39	40-49	50+
Cappelletti	5/5	4/7	7/11	0/2	1/2
Patriots	5/5	4/7	7/11	0/2	1/2
Opp.	11/11	3/5	5/14	3/8	0/2

Cappelletti: (47n) (33G,38n,25b) (16G) (18G) (13G) (21G,26b,22G) (-) (36n,30G, 33G) (29n) (35n,30G,30G,42n) (17G) (33G,53G) (-) (36n,20G,50n,10G, 24G, 31G).

Opponents: (34n,36G,30b) (36n,36b, 45G) (30G,18G) (14G,48G,43n,51n,36n) (47n,39n,38G,37n) (40G,42n,10G) (22G, 34n,19G,9G) (49n,42n) (28G,16G,32G) (16G,19G,14G) (50n,32G,37n) (25n,14G, 13G,26G)(27b) ().

1965 AFL Eastern Division

TEAM	W	L	T	PCT.	PF	PA
Buffalo	10	3	1	.769	313	226
NY Jets	5	8	1	.385	285	303
Patriots	4	8	2	.333	244	302
Houston	4	10	0	.286	298	429

AFL Championship: Buffalo 23, at San Diego 0

1965 Coaching Staff: Jesse Richardson, Defensive Line, Art Spinney, Offensive Line, Chuck Weber, Defensive Line/ Backfield.

PASSING	ATT	CMP	YARDS	CMP%	YDS/ATT	TD	TD%	INT	INT%	LG	SK/YDS	RATING
Parilli	426	173	2597	40.6	6.10	18	4.2	26	6.1	73	na/na	49.9
Wilson	46	20	257	43.5	5.59	1	2.2	3	6.5	30	na/na	41.9
Yewcic	1	0	0	0.0	0.00	0	0.0	0	0.0	0	na/na	--
Patriots	473	193	2854	40.8	6.03	19	4.0	29	6.1	73	37/347	49.1
Opps.	431	206	2891	47.8	6.71	17	3.9	21	4.9	85	30/291	62.5



1966 FINAL OFFENSIVE STATISTICS (8-4-2)

Head Coach: Mike Holovak (8-4-2) • Second in AFL East • Home Stadium: Fenway Park

DATE	W/L	SCORE	OPPONENT	ATTENDANCE
9/10	L	0-24	at San Diego	29,539
9/18	W	24-10	at Denver	25,337
9/25	L	24-43	Kansas City	22,641
10/02	T	24-24	NY Jets	27,255
10/08	W	20-10	at Buffalo	45,542
10/23	W	35-17	San Diego	32,371
10/30	W	24-21	Oakland	26,941
11/06	L	10-17	Denver	18,154
11/13	W	27-21	Houston	23,426
11/20	T	27-27	at Kansas City	41,475
11/27	W	20-14	at Miami	22,754
12/04	W	14-3	Buffalo	39,350
12/11	W	38-14	at Houston	17,100
12/17	L	28-38	at NY Jets	58,921

Team Statistics

	PATS	OPP
TOTAL FIRST DOWNS	243	243
By Rushing	100	68
By Passing	121	153
By Penalty	22	22
Third Down: Md/Att.	--	--
TOTAL NET YARDS	4536	4491
Avg. per Game	324.0	320.8
Total Offensive Plays	889	900
Avg. per Play	5.1	5.0
NET YARDS RUSHING	1963	1135
Total Rushing Plays	471	369
Avg. per Rush	4.2	3.1
Avg. per Game	140.2	81.1
NET YARDS PASSING	2573	3356
Avg. per Game	183.8	239.7
Sacked/Yards Lost	25/211	22/209
Gross Yards Passing	2784	3565
Att./Completions	393/186	509/247
Completion Pct.	47.3	48.5
Had Intercepted	21	22
PUNTS/AVERAGE	76/36.5	86/38.5
PENALTIES/YARDS	64/601	76/757
FUMBLES/BALLS LOST	25/13	30/15
TOUCHDOWNS	38	36
Rushing	17	7
Passing	20	26
Returns	1	3
Score by Periods	1 2 3 4 OT	1 2 3 4 OT
Patriots	58 111 89 57	315
Opponents	64 58 61 100	283

SCORING	TD	Ru	Pa	Rt	PAT	FG	S	TP
Cappelletti	6	0	6	0	0	35/36	16/32	0 119
Nance	11	11	0	0	0	0	0	66
Garron	9	4	5	0	0	0	0	54
Graham	4	0	4	0	0	0	0	24
Whalen	4	0	4	0	0	0	0	24
Cappadonna	1	1	0	0	1/1	0	0	8
Bellino	1	0	1	0	0	0	0	6
Hunt	1	0	0	1	0	0	0	6
Parilli	1	1	0	0	0	0	0	6
Romeo	0	0	0	0	1/1	0	0	2
Patriots	38	17	20	1	37/38	16/32	0	315
Opponent	36	7	26	3	34/36	11/26	0	283

2-pt conv.: Cappadonna 1-1, Romeo 1-1. Pats 2-2; opp. 0-0.

RUSHING	NO	YDS	AVG	LG	TD
Nance	299	1458	4.9	65t	11
Garron	101	319	3.2	54	4
Cappadonna	22	88	4.0	13	1
Parilli	28	42	1.5	17	1
Huarte	7	40	5.7	13	0
Garrett	13	21	1.6	5	0
Yewcic	1	-5	-5.0	-5	0
Patriots	471	1963	4.2	65t	17
Opponents	369	1135	3.1	61	7

RECEIVING	NO	YDS	AVG	LG	TD
Graham	51	673	13.2	42	4
Cappelletti	43	676	15.7	63t	6
Garron	30	416	13.9	61t	5
Whalen	29	502	17.3	45	4
Colclough	16	284	17.8	32	0
Nance	8	103	12.9	45	0
Bellino	6	77	12.8	25t	1
Romeo	2	46	23.0	29	0
Garrett	1	7	7.0	7	0
Patriots	186	2784	15.0	63t	20
Opponents	247	3565	14.4	77t	26

INTERCEPTIONS	NO	YDS	AVG	LG	TD
Hall	6	159	26.5	87	0
Hennessey	6	99	16.5	33	0
Buoniconti	4	43	10.8	41	0
Felt	2	35	17.5	32	0
Shonta	1	9	9.0	9	0
Fraser	1	3	3.0	3	0
Graves	1	0	0.0	0	0
Webb	1	0	0.0	0	0
Patriots	22	348	15.8	87	0
Opponents	21	204	9.7	--	2

PUNTING	NO	YDS	AVG	LG	BLK
Fraser	55	2044	37.2	68	2
Yewcic	21	732	34.9	49	1
Patriots	76	2776	36.5	68	3
Opp.	86	3312	38.5	60	1

PUNT RETURNS	NO	FC	YDS	AVG	LG	TD
Hennessey	7	0	39	5.6	11	0
Johnson	7	0	37	5.3	12	0
Puryis	5	0	43	8.6	18	0
Bellino	4	0	19	4.8	13	0
Graves	1	0	5	5.0	5	0
Patriots	24	0	143	6.0	18	0
Opponents	20	0	127	6.4	21	1

KICK RETURNS	NO	YDS	AVG	LG	TD
Bellino	18	410	22.8	43	0
Cunningham	17	371	21.8	39	0
Purvis	8	185	23.1	34	0
Cappadonna	3	46	15.3	17	0
Garron	2	49	24.5	29	0
Johnson, B.	2	45	22.5	23	0
Singer	1	27	27.0	27	0
Mangum	1	8	8.0	8	0
Colclough	1	2	2.0	2	0
Johnson	1	2	2.0	2	0
Patriots	54	1145	21.2	43	0
Opponents	46	988	21.5	62	0

Sacks: Hunt 9.0, Eisenhower 4.5, Dee 2.5, Addison 2.0, Farmer 2.0, Antwine 1.5, Fraser 1.5, Team 1.0.

FIELD GOALS	1-19	20-29	30-39	40-49	50+
Cappelletti	6/6	1/4	6/9	3/11	0/2
Patriots	6/6	1/4	6/9	3/11	0/2
Opp.	6/6	1/5	2/7	2/7	0/1

Cappelletti: (45n) (24n,44G,14G,32G) (30G) (51n,17G) (10G,47n,31G,50n) (47n) (14G,45n) (34b,33G,31n,20n) (28G,44G,29n) (31G,19G) (47b,32G,49G,42n) (42n,41b) (13G,35n) ().

Opponents: (10G,40n) (18G) (11G) (48n,38n,30n,17G) (33n,36n,37G,27n) (25n,43G) (45n,28n,52n) (36G,42n) (34n,48n) (23G,40G,28n) (-) (11G) (-) (12G).

1966 AFL Eastern Division

TEAM	W	L	T	PCT.	PF	PA
Buffalo	9	4	1	.692	358	255
Patriots	8	4	2	.677	315	283
NY Jets	6	6	2	.500	322	312
Houston	3	11	0	.214	335	396
Miami	3	11	0	.214	213	362

AFL Championship: Kansas City 31, at Buffalo 7
Super Bowl I: Green Bay 35, Kansas City 10;
at Los Angeles, CA

1966 Coaching Staff: Rommie Loudd, Linebackers, Jesse Richardson, Defensive Line, Art Spinney, Offensive Line, Chuck Weber, Defensive Line/Backfield.

PASSING	ATT	CMP	YARDS	CMP%	YDS/ATT	TD	TD%	INT	INT%	LG	SK/YDS	RATING
Parilli	382	181	2721	47.4	7.12	20	5.2	20	5.2	63t	na/na	66.9
Huarte	11	5	63	45.5	5.73	0	0.0	1	9.0	17	na/na	26.4
Patriots	393	186	2784	47.3	7.08	20	5.1	21	5.3	63t	25/211	65.9
Opps.	509	247	3565	48.5	7.00	26	5.1	22	4.3	77t	22/209	70.8

**1967 FINAL OFFENSIVE STATISTICS (3-10-1)****Head Coach: Mike Holovak (3-10-1) • Fifth in AFL-East • Home Stadium: Fenway Park**

DATE	W/L	SCORE	OPPONENT	ATTENDANCE
9/03	L	21-26	at Denver	35,488
9/09	L	14-28	at San Diego	39,227
9/17	L	7-35	at Oakland	26,289
9/24	W	23-0	at Buffalo	45,748
10/08	T	31-31	at San Diego	23,620
10/15	W	41-10	* Miami	23,955
10/22	L	14-48	Oakland	25,057
10/29	L	23-30	at NY Jets	62,784
11/05	W	18-7	Houston	19,422
11/12	L	10-33	Kansas City	23,010
11/19	L	24-29	NY Jets	26,790
11/26	L	6-27	at Houston	28,044
12/09	L	16-44	Buffalo	20,627
12/17	L	32-41	at Miami	25,969

*game played at Boston College Alumni Stadium.

2-pt. Conversions: Patriots 0-2, Opp. 0-2.

RUSHING	NO	Yds	Avg	Lg	TD	KICK RETURNS	NO	YDS	AVG	LG	TD
Nance	269	1216	4.5	53	7	Cunningham	30	627	20.9	41	0
Garron	46	163	3.5	20	0	Bellino	18	357	19.8	32	0
Cappadonna	28	100	3.6	11	0	Leo	11	232	21.1	31	0
Parilli	14	61	4.4	18	0	Garrett	4	73	18.3	20	0
Trull	19	35	1.8	10	3	Garron	3	73	24.3	26	0
Bellino	6	15	2.5	10	0	Cappadonna	3	26	14.5	20	0
Leo	1	7	7.0	7	0	Singer	2	29	14.5	20	0
Garrett	5	7	1.4	8	0	Ilg	1	10	10.0	10	0
Huarte	2	5	2.5	4	0	Johnson	1	9	9.0	9	0
Graham	1	-5	-5.0	-5	0	Patriots	73	1436	19.7	41	0
Patriots	391	1604	4.1	53	10	Opponents	45	946	21.0	51	0
Opponents	417	1350	3.2	67	12						

Sacks: Antwine 6.0, Eisenhauer 6.0, Hunt 5.0, Dee 2.5, Buoniconti 1.0, Ilg 1.0, Satcher 1.0, Shonta 1.0, Philpott 0.5, Team 2.0.

Team Statistics

Team Statistics	PATS	OPP				
TOTAL FIRST DOWNS	219	219				
By Rushing	80	61				
By Passing	120	138				
By Penalty	19	20				
TOTAL NET YARDS	4027	4206				
Avg. per Game	287.6	300.4				
Total Offensive Plays	870	871				
Avg. per Play	4.6	4.8				
NET YARDS RUSHING	1604	1350				
Total Rushing Plays	391	417				
Avg. per Rush	4.1	3.2				
Avg. per Game	114.6	96.4				
NET YARDS PASSING	2423	2856				
Avg. per Game	173.1	204.0				
Sacked/Yards Lost	45/361	31/267				
Gross Yards Passing	2784	3123				
Att./Completions	434/191	423/211				
Completion Pct.	44.0	49.9				
Had Intercepted	32	17				
PUNTS/AVERAGE	65/40.5	73/41.9				
PENALTIES/YARDS	59/520	70/722				
FUMBLES/BALLS LOST	37/22	26/15				
TOUCHDOWNS	33	48				
Rushing	10	12				
Passing	20	28				
Returns	3	8				
Score by Periods	1	2	3	4	OT	Total
Patriots	7	41	60	65	-	280
Opponents	76	139	66	108	-	389

SCORING	TD	Ru	Pa	Rt	PAT	FG	S	TP
Cappelletti	3	0	3	0	29/30	16/31	0	95
Nance	8	7	1	0	0	0	0	48
Garron	5	0	5	0	0	0	0	30
Whalen	5	0	5	0	0	0	0	30
Graham	4	0	4	0	0	0	0	24
Trull	3	3	0	0	0	0	0	18
Cappadonna	1	0	1	0	0	0	0	6
Charles	1	0	0	1	0	0	0	6
Cunningham	1	0	0	1	0	0	0	6
Garrett	1	0	0	1	0	0	0	6
Leo	1	0	1	0	0	0	0	6
Buoniconti	0	0	0	0	0	0	1	2
Hunt	0	0	0	0	0	0	1	2
Canale	0	0	0	0	1/1	0	0	1
PATRIOTS	33	10	20	3	30/31	16/31	2	280
Opponent	48	12	28	8	44/45	19/31	0	389

RECEIVING	NO	YDS	AVG	LG	TD
Graham	41	606	14.8	79t	4
Whalen	39	651	16.7	41t	5
Cappelletti	35	397	11.3	35	3
Garron	30	507	16.9	66	5
Nance	22	196	8.9	36	1
Colclough	14	263	18.8	52	0
Cappadonna	6	104	17.3	42	1
Leo	1	25	25.0	25t	1
Nichols	1	19	19.0	19	0
Garrett	1	12	12.0	12	0
Romeo	1	4	4.0	4	0
Patriots	191	2784	14.6	79t	20
Opponents	211	3123	10.1	75t	28

INTERCEPTIONS	NO	YDS	AVG	LG	TD
Webb	4	91	22.8	41	0
Buoniconti	4	7	1.8	7	0
Shonta	3	57	19.0	28	0
Mitchell	3	9	3.0	9	0
Cunningham, J.	1	54	54.0	54	0
Charles	1	35	35.0	35t	0
Hall	1	4	4.0	4	0
Patriots	17	257	15.1	54t	2
Opponents	32	640	20.0	--	7

PUNTING	NO	YDS	AVG	LG	BLK
Swanson	65	2632	40.5	62	0
Patriots	65	2632	40.5	62	0
Opp.	73	3062	41.9	60	1

PUNT RETURNS	NO	FC	YDS	AVG	LG	TD
Bellino	15	8	129	8.6	18	0
Cunningham, J.	17	5	105	6.2	44	0
Johnson	6	1	124	20.7	52	0
Leo	5	0	54	10.8	43	0
Patriots	43	14	412	9.6	52	0
Opponents	31	12	252	8.1	39	0

FIELD GOALS	1-19	20-29	30-39	40-49	50+
Cappelletti	4/6	3/4	3/6	6/11	0/4
Patriots	4/6	3/4	3/6	6/11	0/4
Opp.	7/8	6/7	4/6	2/9	0/1

Cappelletti: (-) (38n) (-) (33G,23G,49n, 20n,44n,44n,45G) (37n,51n,41G) (36n, 17b) (-) (14G,42G,33G) (50n,40G,13b, 12G,18G) (47n,24G) (14G) (40G,50n, 51n,30G) (40n) (41G,20G).

Opponents: (20G,9G) (45n,50n,42n) (-) (49n,20n,39n) (32G,49n) (34G,35n) (12G, 24G) (41n,14G,21G,26G,15n) (-) (33G,36G) (40G,49n) (44G,47n,23G) (12G,11G,23G) (13G,13G).

1967 AFL Eastern Division

TEAM	W	L	T	PCT.	PF	PA
Houston	9	4	1	.692	258	199
NY Jets	8	5	1	.615	371	329
Buffalo	4	10	0	.286	237	285
Miami	4	10	0	.286	219	407
Boston	3	10	1	.231	280	389

AFL Championship: at Oakland 40, Houston 7**Super Bowl II:** Green Bay 33, Oakland 14; at Miami, Fla.**1967 Coaching Staff:** Rommie Loudd, Linebackers, Jesse Richardson, Defensive Line, Art Spinney, Offensive Line, Chuck Weber, Defensive Line/Backfield.

PASSING	ATT	CMP	YARDS	CMP%	YDS/ATT	TD	TD%	INT	INT%	LG	SK/YDS	RATING
Parilli	344	161	2317	46.8	6.74	19	5.5	24	7.0	79t	29/250	58.3
Huarte	81	27	442	33.3	5.46	1	1.2	7	8.6	52	11/75	20.8
Trull	9	3	25	33.3	2.78	0	0.0	1	11.1	15	5/36	2.8
Patriots	434	191	2784	44.0	6.41	20	4.6	32	7.4	79t	45/361	50.0
Opps.	423	211	3123	49.9	7.38	28	6.6	17	4.0	75t	31/267	79.8

**1968 FINAL OFFENSIVE STATISTICS (4-10)**

Head Coach: Mike Holovak (4-10) • Fourth in AFL East • Home Stadium: Fenway Park

DATE	W/L	SCORE	OPPONENT	ATTENDANCE
9/08	W	16-7	at Buffalo	38,865
9/22	L	31-47	*NY Jets	29,192
9/29	W	20-17	at Denver	37,024
10/06	L	10-41	at Oakland	44,253
10/13	L	0-16	Houston	32,502
10/20	W	23-6	Buffalo	21,082
10/27	L	14-48	at NY Jets	62,351
11/03	L	14-35	Denver	18,304
11/10	L	17-27	San Diego	19,278
11/17	L	17-31	at Kansas City	48,271
11/24	L	10-34	Miami	18,305
12/01	W	33-14	Cincinnati	17,796
12/08	L	7-38	at Miami	24,242
12/15	L	17-45	at Houston	34,198

* at Birmingham, AL

Team Statistics

	PATS	OPP
TOTAL FIRST DOWNS	181	237
By Rushing	69	86
By Passing	94	123
By Penalty	18	28
TOTAL NET YARDS	3127	4415
Avg. per Game	223.4	315.4
Total Offensive Plays	868	922
Avg. per Play	3.6	4.8
NET YARDS RUSHING	1362	1825
Total Rushing Plays	421	479
Avg. per Rush	3.2	3.8
Avg. per Game	97.3	130.4
NET YARDS PASSING	1765	2590
Avg. per Game	126.1	185.0
Sacked/Yards Lost	38/356	27/236
Gross Yards Passing	2121	2826
Att./Completions	409/160	416/200
Completion Pct.	39.1	48.1
Had Intercepted	33	23
PUNTS/AVERAGE	96/39.9	81/40.5
PENALTIES/YARDS	67/682	70/874
FUMBLES/BALLS LOST	28/20	37/17
TOUCHDOWNS	26	49
Rushing	8	22
Passing	16	20
Returns	2	7

Score by Periods	1	2	3	4	OT	TOTAL
Patriots	45	57	65	62		229
Opponents	83	111	89	123		406

SCORING	TO	Ru	Pa	Rt	PAT	FG	S	TP
Cappelletti	2	0	2	0	26/26	15/27	0	83
Whalen	7	0	7	0	0	0	0	42
Marsh	4	0	4	0	0	0	0	24
Nance	4	4	0	0	0	0	0	24
Gamble	2	1	1	0	0	0	0	12
Thomas	2	2	0	0	0	0	0	12
Garron	1	1	0	0	0	0	0	6
Graham	1	0	1	0	0	0	0	6
Philpott	1	0	0	1	0	0	0	6
Scarpitto	1	0	1	0	0	0	0	6
Witt	1	0	0	1	0	0	0	6
Satcher	0	0	0	0	0	0	1	2
Patriots	26	8	16	2	26/26	15/27	1	229
Opponent	49	22	20	7	49/49	21/31	0	406

2-Pt. Conversions: Patriots 0-0, Opp. 0-0.

RUSHING	NO	YDS	AVG	LG	TD
Nance	177	593	3.4	30t	4
Gamble	78	311	4.0	45t	1
Thomas	88	215	2.4	25	2
Garron	36	97	2.7	18	1
Sherman	25	80	3.2	17	0
Taliaferro	8	51	6.4	21	0
Marsh	4	8	2.0	11	0
Johnson	2	6	3.0	6	0
Cappelletti	1	2	2.0	2	0
Whalen	1	0	0.0	0	0
Corcoran	1	-1	-1.0	-1	0
Patriots	421	1362	3.2	45t	8
Opponents	479	1825	3.8	55t	22

RECEIVING	NO	YDS	AVG	LG	TD
Whalen	47	718	15.3	87t	7
Marsh	19	331	17.4	70t	4
Murphy	18	268	14.9	26	0
Graham	16	242	15.1	34	1
Nance	14	51	3.6	13	0
Cappelletti	13	182	14.0	30	2
Gamble	11	55	5.0	16	1
Thomas	10	85	8.5	32	0
Colclough	8	136	17.0	44	0
Scarpitto	2	49	24.5	33t	1
Garron	1	4	4.0	4	0
Canale	1	0	0.0	0	0
Patriots	160	2121	13.3	87t	16
Opponents	200	2826	14.1	90t	20

INTERCEPTIONS	NO	YDS	AVG	LG	TD
Mitchell	7	41	5.9	20	0
Philpott	4	31	7.8	17	0
Buoniconti	3	22	7.3	14	0
Johnson	2	33	16.5	19	0
McMahon	2	27	13.5	27	0
Charles	1	29	29.0	29	0
Cheyunski	1	21	21.0	21	0
Johnson	1	11	11.0	11	0
Witt	1	4	4.0	4t	1
Satcher	1	1	1.0	1	0
Patriots	23	220	9.6	29	1
Opponents	33	510	15.5	33	3

PUNTING	NO	YDS	AVG	LG	BLK
Swanson	62	2449	39.5	57	2
Scarpitto	34	1382	40.6	87	2
Patriots	96	3831	39.9	87	4
Opp.	81	3280	40.5	65	0

PUNT RETURNS	NO	FC	YDS	AVG	LG	TD
Porter	22	5	135	6.1	24	0
Johnson, B.	10	8	34	3.4	9	0
Leo	2	0	12	6.0	8	0
Graham	2	3	11	5.5	6	0
Johnson, D.	1	3	5	5.0	5	0
PATRIOTS	37	19	197	5.3	24	0
OPPONENTS	59	13	502	8.5	76T	1

KICK RETURNS	NO	YDS	AVG	LG	TD
Porter	36	812	22.6	61	0
Johnson, B.	22	442	20.1	36	0
Marsh	4	74	18.5	27	0
Johnson, D.	3	63	21.0	26	0
Long	2	20	10.0	11	0
Thomas	1	22	22.0	22	0
Graham	1	9	9.0	9	0
Cheyunski	1	0	0.0	0	0
Gamble	1	0	0.0	0	0
Patriots	71	1442	20.3	61	0
Opponents	40	901	22.5	63	0

Sacks: Antwine 7.5, Philpott 4.0, Byrd 3.5, Buoniconti 3.0, Witt 3.0, Hunt 1.5, Cheyunski 1.0, Toner 1.0, Eisenhauer 0.5, Team 2.0.

FIELD GOALS	1-19	20-29	30-39	40-49	50+
Cappelletti	4/4	6/7	4/6	1/8	0/2
Patriots	4/4	6/7	4/6	1/8	0/2
Opp.	7/8	7/8	4/5	3/8	0/2

Cappelletti: (10G,28G,30G) (31G) (50n, 22G, 42n,7G) (24G) (49n) (39G,50n,20G, 49n,16G) (-) (-) (25n,45n,35G) (29G,34b, 45n,35n) (15G,49n) (27G,42b) (-) (42G).

Opponents: (42n,47b) (30G,27G,27G, 48G) (27G,43n,24n) (19G,33G) (44G, 40b,13b, 15G,25G) (16G,11G) (12G, 23G) (-) (32G,33G) (40G,50n) (17G,22G) (-) (33n,25G) (54n,42n,16G).

1968 AFL Eastern Division

TEAM	W	L	T	PCT.	PF	PA
NY Jets	11	3	0	.786	419	280
Houston	7	7	0	.500	303	248
Miami	5	8	1	.385	276	355
Boston	4	10	0	.286	229	406
Buffalo	1	12	1	.077	199	367

AFL Championship: at NY Jets 27, Oakland 23

Super Bowl III: NY Jets 16, Baltimore 7; at Miami, Fla.

1968 Coaching Staff: Claude Gibson, Defensive Backfield, Jesse Richardson, Defensive Line, Art Spinney, Offensive Line, Tom Yewcic, Offensive Backfield.

PASSING	ATT	CMP	YARDS	CMP%	YDS/ATT	TD	TD%	INT	INT%	LG	SK/YDS	RATING
Sherman	226	90	1199	39.8	5.31	12	5.3	16	7.1	87t	19/190	45.5
Taliaferro	176	67	889	38.1	5.05	4	2.3	15	8.5	70t	18/156	27.1
Corcoran	7	3	33	42.9	4.71	0	0.0	2	28.6	14	1/10	17.9
Patriots	409	160	2121	39.1	5.19	16	3.9	33	8.1	87t	38/356	35.6
Opps.	416	200	2826	48.1	6.79	20	4.8	23	5.5	90t	27/236	63.6



1969 FINAL OFFENSIVE STATISTICS (4-10)

Head Coach: Clive Rush (4-10) • Tied Third in AFL East • Home Stadium: B.C. Alumni Stadium

DATE	W/L	SCORE	OPPONENT	ATTENDANCE
9/14	L	7-35	at Denver	43,679
9/21	L	0-31	Kansas City	22,002
9/28	L	23-38	NY Jets	19,069
10/05	L	14-23	Oakland	25,584
10/11	L	16-23	at Buffalo	46,201
10/19	L	10-13	San Diego	18,346
10/26	L	17-23	at NY Jets	62,298
11/02	W	24-0	Houston	19,006
11/09	L	16-17	Miami	19,821
11/16	W	25-14	at Cincinnati	27,927
11/23	W	35-21	Buffalo	25,584
11/30	W	38-23	at Miami (Tampa)	32,121
12/07	L	18-28	at San Diego	33,146
12/14	L	23-27	Houston	39,215

Team Statistics

	PATS	OPP
TOTAL FIRST DOWNS	166	278
By Rushing	64	142
By Passing	87	115
By Penalty	15	21
TOTAL NET YARDS	3419	4810
Avg. per Game	244.2	343.6
Total Offensive Plays	729	898
Avg. per Play	4.7	5.4
NET YARDS RUSHING	1489	2359
Total Rushing Plays	367	528
Avg. per Rush	4.1	4.5
Avg. per Game	106.4	168.5
NET YARDS PASSING	1930	2451
Avg. per Game	138.6	175.1
Sacked/Yards Lost	24/261	22/159
Gross Yards Passing	2191	2619
Att./Completions	338/162	348/203
Completion Pct.	47.9	58.3
Had Intercepted	18	20
PUNTS/AVERAGE	70/41.5	55/38.6
PENALTIES/YARDS	77/837	69/810
FUMBLES/BALLS LOST	15/10	33/14
TOUCHDOWNS	32	38
Rushing	11	18
Passing	19	18
Returns	2	2
Score by Periods	1 2 3 4 OT Total	
Patriots	88 63 24 91 -	266
Opponents	78 82 92 64 -	316

SCORING	TO	Ru	Pa	Rt	PAT	FG	S	TP
Cappelletti	0	0	0	0	26/27	14/34	0	68
Frazier	7	0	7	0	0	0	0	42
Garrett	7	5	2	0	0	0	0	42
Nance	6	6	0	0	0	0	0	36
Sellers	6	0	6	0	0	0	0	36
Rademacher	3	0	3	0	0	0	0	18
Johnson	1	0	0	1	0	0	1	8
Charles	1	0	0	1	0	0	0	6
Whalen	1	0	1	0	0	0	0	6
Jones	0	0	0	0	0	0	1	2
Hammond	0	0	0	0	1/1	0	0	2
Patriots	32	11	19	2	27/32	14/34	2	266
Opponent	38	18	18	2	37/38	17/28	0	316

2-Pt. Conversions: Hammond 1-1, Janik 0-1, Taliaferro 0-1, Patriots 1-3, Opp. 0-0.

RUSHING	NO	YOS	AVG	LG	TO
Nance	193	750	3.9	43	6
Garrett	137	691	5.0	80t	5
Gamble	16	35	2.2	9	0
Blanks	7	30	4.3	12	0
Frazier	2	-1	-0.5	9	0
Taliaferro	12	-16	-1.3	2	0
Patriots	367	1489	4.1	80t	11
Opponents	528	2359	4.5	72	18

RECEIVING	NO	YOS	AVG	LG	TO
Garrett	29	267	9.2	34	2
Nance	29	168	5.8	27	0
Sellers	27	705	26.1	77	6
Frazier	19	306	16.1	50t	7
Rademacher	17	217	12.8	40	3
Whalen	16	235	14.7	47	1
Marsh	8	108	13.5	21	0
Gamble	7	74	10.6	20	0
Brown	6	69	11.5	15	0
Blanks	2	16	8.0	13	0
Cappelletti	1	21	21.0	21	0
Richardson	1	5	5.0	5	0
Patriots	162	2191	13.5	77	19
Opponents	203	2610	12.9	76t	18

INTERCEPTIONS	NO	YOS	AVG	LG	TO
Carwell	4	114	28.5	38	0
Charles	4	46	11.5	25t	1
Philpott	4	37	9.2	16	0
Webb	2	32	16.0	32	0
Johnson	2	23	11.5	23	0
Cheyunski	1	37	37.0	37	0
Bramlett	1	26	26.0	26	0
Janik	1	8	8.0	8	0
Schottenheimer	1	3	3.0	3	0
Patriots	20	326	16.3	38	1
Opponents	18	225	12.5	37	1

PUNTING	NO	YOS	AVG	LG	BLK
Janik	70	2903	41.5	56	0
Patriots	70	2903	41.5	56	0
Opp.	55	2123	38.6	56	0

PUNT RETURNS	NO	FC	YOS	AVG	LG	TD
Garrett	12	0	159	13.3	45	0
Carwell	5	0	43	8.6	13	0
Blanks	5	2	10	2.0	12	0
Janik	1	0	0	0.0	0	0
Gamble	0	1	0	0.0	0	0
Gladieux	0	3	0	0.0	0	0
Patriots	23	6	212	9.2	45	0
Opponents	19	21	114	6.0	64	0

KICK RETURNS	NO	YOS	AVG	LG	TD
Garrett	28	792	28.3	63	0
Marsh	6	136	22.7	41	0
Blanks	6	131	21.8	25	0
Scott	6	43	7.2	14	0
Gladieux	4	61	15.3	20	0
Carwell	1	28	28.0	28	0
Gamble	1	23	23.0	23	0
Berger	1	20	20.0	20	0
Schottenheimer	1	13	13.0	13	0
Patriots	54	1247	23.1	63	0
Opponents	56	1068	19.1	47	0

Sacks: Antwine 5.0, Hunt 3.5, Eisenhauer 3.0, Berger 2.0, Cheyunski 1.5, Carwell 1.0, Henke 1.0, Jacobs 1.0, Philpott 1.0, Witt 1.0, Team 2.0.

FIELD GOALS	1-19	20-29	30-39	40-49	50+
Cappelletti	6/7	1/4	6/12	1/9	0/2
Patriots	6/7	1/4	6/12	1/9	0/2
Opp.	8/8	7/9	2/8	0/2	0/1

Cappelletti: (23n) (47n) (50n,16G) (-) (47n,32G,29n) (46n,18n,32G) (39G,49n) (30n,30G,41n) (22n,50n,17G) (11G,36G,43n,45n,43G,38n,33n) (49n,30n) (37n, 13G) (34n,34G) (10G,19G,27G).

Opponents: (35n) (16G) (25G,27n) (34n,16G,24G,13G) (24G,22G,22G) (12G,28G,28n) (38G,37n,32G,13G) (35n) (17G,41n,31n) (55n) (-) (22G) (-) (30n, 48n,13G,19G).

1969 AFL Eastern Division

TEAM	W	L	T	PCT.	PF	PA
NY Jets	10	4	0	.714	353	269
Houston	6	6	2	.500	278	279
Boston	4	10	0	.286	266	316
Buffalo	4	10	0	.286	230	359
Miami	3	10	1	.231	233	332

AFL Championship: Kansas City 17, at Oakland 7

Super Bowl IV: Kansas City 23, Minnesota 7; at New Orleans, LA

1969 Coaching Staff: Bruce Beatty, Offensive Line, Bill Elias, Defensive Backfield, John Mazur, Offensive Backfield, John Meyer, Linebackers, Jesse Richardson, Defensive Line, Jerry Stoltz, Receivers.

PASSING	ATT	CMP	YARDS	CMP%	YDS/ATT	TD	TD%	INT	INT%	LG	SK/YDS	RATING
Taliaferro	331	160	2160	48.3	6.53	19	5.7	18	5.4	77	24/261	66.0
Hammond	6	2	31	33.3	5.17	0	0.0	0	0.0	18	0/0	51.4
Garrett	1	0	0	0.0	0.0	0	0.0	0	0.0	0	0/0	39.6
Patriots	338	162	2191	47.9	6.48	19	5.6	18	5.3	77	24/261	65.6
Opps.	348	203	2610	58.3	7.50	18	5.2	20	5.7	76t	22/159	75.5



1970 FINAL OFFENSIVE STATISTICS (2-12)

Head Coaches: Clive Rush (1-6), John Mazur (1-6) • Fifth in AFC-East • Home Stadium: Harvard Stadium

DATE	W/L	SCORE	OPPONENT	ATTENDANCE
9/20	W	27-14	Miami	32,607
9/27	L	21-31	NY Jets	36,040
10/04	L	6-14	Baltimore	38,235
10/11	L	10-23	at Kansas City	50,698
10/18	L	0-16	NY Giants	39,091
10/25	L	3-27	at Baltimore	60,240
11/01	L	10-45	Buffalo	31,148
11/08	L	0-31	at St. Louis	46,466
11/15	L	14-16	San Diego	30,597
11/22	L	3-17	at NY Jets	61,822
11/29	W	14-10	at Buffalo	31,427
12/06	L	20-37	at Miami	51,032
12/13	L	14-35	Minnesota	37,819
12/20	L	7-45	at Cincinnati	60,157

Team Statistics

	PATS	OPP
TOTAL FIRST DOWNS	184	242
By Rushing	63	115
By Passing	98	105
By Penalty	23	22
TOTAL NET YARDS	2626	4261
Avg. per Game	187.6	304.4
Total Offensive Plays	768	865
Avg. per Play	3.4	4.9
NET YARDS RUSHING	1040	2074
Total Rushing Plays	334	503
Avg. per Rush	3.1	4.1
Avg. per Game	74.3	148.1
NET YARDS PASSING	1586	2187
Avg. per Game	113.3	156.2
Sacks/Yards Lost	42/389	28/243
Gross Yards Passing	1975	2430
Att./Completions	392/176	334/177
Completion Pct.	44.9	53.0
Had Intercepted	28	8
PUNTS/AVERAGE	86/39.1	63/43.8
PENALTIES/YARDS	88/849	101/1096
FUMBLES/BALLS LOST	18/13	33/17
TOUCHDOWNS	18	44
Rushing	11	20
Passing	7	19
Returns	0	5
Score by Periods	1 2 3 4 OT Total	
Patriots	13 50 41 45 0 149	
Opponents	92 131 55 83 0 361	
SCORING	TD Ru Pa Rt PAT FG S TP	
Nance	7 7 0 0 0 0 0 42	
Cappelletti	0 0 0 0 12/13 6/15 0 30	
Garrett	4 4 0 0 0 0 0 24	
Sellers	4 0 4 0 0 0 0 24	
Turner	2 0 2 0 0 0 0 12	
Gogolak	0 0 0 0 5/5 2/7 0 11	
Knief	1 0 1 0 0 0 0 6	
PATRIOTS	18 11 7 0 17/18 8/22 0 149	
Opponent	44 20 19 5 44/44 17/28 1 361	

RUSHING	NO	YDS	AVG	LG	TD
Nance	145	522	3.6	21	7
Garrett	88	272	3.1	26	4
Lawson	56	99	1.8	15	0
Kapp	20	71	3.6	14	0
Blanks	13	44	3.4	12	0
Ray	5	13	2.6	4	0
Taliaferro	3	11	3.7	6	0
Gladieux	4	8	2.0	8	0
Patriots	334	1040	3.1	26	11
Opponents	503	2074	4.1	561	20

RECEIVING	NO	YDS	AVG	LG	TD
Sellers	38	550	14.5	48	4
Turner	28	428	15.3	43	2
Garrett	26	216	8.3	29	0
Nance	26	148	5.7	16	0
Brown	15	145	9.7	22	0
Beer	11	150	13.6	25	0
Lawson	11	113	10.3	19	0
Frazier	9	86	9.6	16	0
Blanks	5	49	9.8	18	0
Rademacher	4	51	12.8	16	0
Knief	3	39	13.0	22	1
Patriots	176	1975	11.2	48	7
Opponents	177	2430	13.7	601	19

INTERCEPTIONS	NO	YDS	AVG	LG	TD
Johnson	2	51	25.5	42	0
McMahon	1	72	72.0	72	0
Philpott	1	23	23.0	23	0
Scott	1	18	18.0	18	0
Bramlett	1	16	16.0	16	0
Webb	1	2	2.0	2	0
Williamson	1	2	2.0	2	0
Patriots	8	184	23.0	72	0
Opponents	28	302	10.8	591	2

PUNTING	NO	YOS	AVG	LG	BLK
Janik	86	3364	39.1	57	1
Patriots	86	3364	39.1	57	1
Opp.	63	2758	43.8	67	0

PUNT RETURNS	NO	FC	YDS	AVG	LG	TD
Garrett	17	0	168	9.9	62	0
Blanks	9	4	83	9.2	22	0
Carwell	3	0	48	16.0	45	0
Johnson	2	3	6	3.0	6	0
Lawson	1	1	0	0.0	0	0
Gladieux	0	1	0	0.0	0	0
Patriots	32	9	305	9.5	62	0
Opponents	42	16	303	7.2	54	0

KICK RETURNS	NO	YDS	AVG	LG	TD
Lawson	25	546	21.8	52	0
Garrett	24	511	21.3	30	0
Blanks	7	152	21.7	29	0
Carwell	1	30	30.0	30	0
Whittingham	1	24	24.0	24	0
Schottenheimer	1	8	8.0	8	0
Beer	1	4	4.0	4	0
Beverly	1	0	0.0	0	0
Brown	1	0	0.0	0	0
Patriots	62	1275	20.6	56	0
Opponents	41	841	20.5	961	2

Sacks: Berger 9.0, Antwine 6.0, Lassiter 3.5, Hunt 2.5, Bramlett 2.0, Cheynunski 1.5, Johnson 1.0, Philpott 0.5, Team 2.0. Patriots 28.0, Opponent 42.0.

FIELD GOALS	1-19	20-29	30-39	40-49	50+
Cappelletti	2/3	3/4	0/2	1/5	0/1
Gogolak	1/1	0/0	1/2	0/3	0/1
Patriots	3/4	3/4	1/4	1/8	0/2
Opp.	4/4	4/7	5/6	4/8	0/3

Cappelletti: (41G, 50n, 22G) (40n) (44n, 13G, 23b, 47n, 25G) (25G) (14n) (-) (-) (-) (-) (35n, 9G) (-) (-49b, 39b) (-) (-).

Gogolak: (-) (-) (-) (-) (-) (-) (15G, 40n, 47n) (34n, 32G) (48b) (-) (50n) (-) (-) (-) (-).

Opponents: (22n) (25G) (35n) (42G, 44G, 50n, 24G) (14G, 18G, 50n, 22G) (12G, 48G) (20G, 47n) (43G) (45n, 25n, 23n) (37G, 50n, 43n) (37G) (15G, 39G, 30G) (40n) (37G)

1970 AFC Eastern Division

TEAM	W	L	T	PCT.	PF	PA
Baltimore	11	2	1	.846	321	234
Miami*	10	4	0	.714	297	228
NY Jets	4	10	0	.286	255	286
Buffalo	3	10	1	.231	204	337
Boston	2	12	0	.143	149	361

*Wild Card

AFC Championship: at Baltimore 27, Oakland 17

Super Bowl V: Baltimore 16, Dallas 13; at Miami, Fla.

1970 Coaching Staff: Bruce Beatty, Offensive Line, Bill Elias, Defensive Backfield, John Mazur, Offensive Backfield, John Meyer, Linebackers, Jerry Richardson, Defensive Line, Jerry Stoltz, Receivers.

PASSING	ATT	CMP	YARDS	CMP%	YDS/ATT	TD	TD%	INT	INT%	LG	SK/YOS	RATING
Kapp	219	98	1104	44.7	5.04	3	1.4	17	7.8	48	27/231	32.5
Taliaferro	173	78	871	45.1	5.03	4	2.3	11	6.4	45	15/158	41.6
Patriots	392	176	1975	44.9	5.04	7	1.8	28	7.1	48	42/389	36.9
Opps.	334	177	2430	53.0	7.28	19	5.7	8	2.4	601	28/243	85.6



1971 FINAL OFFENSIVE STATISTICS (6-8)

Head Coach: John Mazur (6-8) • Third in AFC-East • Home Stadium: Schaefer Stadium

DATE	W/L	SCORE	OPPONENT	ATTENDANCE
9/19	W	20-6	Oakland	55,405
9/26	L	7-34	Detroit	61,054
10/03	L	3-23	Baltimore	61,232
10/10	W	20-0	NY Jets	61,357
10/17	L	3-41	at Miami	58,822
10/24	L	21-24	at Dallas	65,708
10/31	L	10-27	at San Francisco	45,092
11/07	W	28-20	Houston	53,155
11/14	W	38-33	Buffalo	57,446
11/21	L	7-27	at Cleveland	65,238
11/28	L	20-27	at Buffalo	27,166
12/05	W	34-13	Miami	61,457
12/12	L	6-13	at NY Jets	63,175
12/19	W	21-17	at Baltimore	57,942

RUSHING	NO	YDS	AVG	LG	TD	KICK RETURNS	NO	YOS	AVG	LG	TD
Garrett	181	784	4.3	38	1	Garrett	24	538	22.4	37	0
Nance	129	463	3.6	50t	5	Gardin	14	321	22.9	34	0
Plunkett	45	210	4.7	16	0	Bryant	10	252	25.2	45	0
Gladieux	37	175	4.7	31	0	Gladieux	6	85	14.2	20	0
Maitland	13	25	1.9	6	1	Lawson	2	47	23.5	25	0
Lawson	8	8	1.0	6	0	Rucker	2	45	22.5	21	0
Bryant	4	1	0.3	1	0	Maitland	2	40	20.0	21	0
Crabtree	2	11	5.5	18	0	Mallory	1	19	19.0	19	0
Neville	0	-8	-	-8	0	Hagen	1	7	7.0	7	0
Patriots	419	1669	4.0	50t	7	Janik	1	0	0.0	0	0
Opponents	481	1918	4.0	56t	14	Webb	1	0	0.0	0	0

RECEIVING	NO	YOS	AVG	LG	TD	Patriots	64	1354	21.2	45	0
Vataha	51	872	17.1	88t	9	Opponents	49	1427	29.1	94t	1

Team Statistics

	PATS	OPP
TOTAL FIRST DOWNS	190	237
By Rushing	85	106
By Passing	94	111
By Penalty	11	20
Third Down: Made/Att.	72/198	81/208
Third Down: Eff.	36.3	38.9

TOTAL NET YARDS	3556	4072
Avg. per Game	254.0	290.9
Total Offensive Plays	786	856
Avg. per Play	4.5	4.8

NET YARDS RUSHING	1669	1918
Total Rushing Plays	419	481
Avg. per Rush	4.0	4.0
Avg. per Game	119.2	137.0

NET YARDS PASSING	1887	2154
Avg. per Game	134.8	153.9
Sacked/Yards Lost	36/319	25/249
Gross Yards Passing	2206	2403
Att./Completions	330/159	350/170
Completion Pct.	48.2	48.6
Had Intercepted	16	15

PUNTS/AVERAGE	87/37.3	66/38.8
----------------------	----------------	----------------

PENALTIES/YARDS	67/657	60/559
------------------------	---------------	---------------

FUMBLES/BALLS LOST	26/16	35/14
---------------------------	--------------	--------------

TOUCHDOWNS	29	35
Rushing	7	14
Passing	19	16
Returns	3	5

Score by Periods	1	2	3	4	OT	Total
Patriots	41	64	69	64	0	238
Opponents	82	105	54	84	0	325

SCORING	TD	Ru	Pa	Rt	PAT	FG	S	TP
Gogolak	0	0	0	0	28/28	12/21	0	64
Vataha	9	0	9	0	0	0	0	54
Nance	5	5	0	0	0	0	0	30
Beer	3	0	3	0	0	0	0	18
Sellers	3	0	3	0	0	0	0	18
Moss	2	0	1	1	0	0	0	12
Garrett	2	1	1	0	0	0	0	12
Bryant	1	0	1	0	0	0	0	6
Maitland	1	1	0	0	0	0	0	6
Carwell	1	0	0	1	0	0	0	6
Crabtree	1	0	1	0	0	0	0	6
Outlaw	1	0	0	1	0	0	0	6
Team	0	0	0	0	0/1	0	0	0
Patriots	29	7	19	3	28/29	12/21	0	238
Opponent	35	14	16	5	34/35	27/36	0	325

INTERCEPTIONS	NO	YOS	AVG	LG	TD
Carwell	5	72	14.4	53t	1
Kiner	4	25	6.3	14	0
Outlaw	3	89	29.7	60t	1
Beverly	2	19	9.5	19	0
Cheyunski	1	24	24.0	24	0
Patriots	15	229	15.3	60t	2
Opponents	16	157	9.8	25t	1

PUNTING	NO	YOS	AVG	LG	BLK
Janik	87	3249	37.3	58	0
Patriots	87	3249	37.3	58	0
Opp.	66	2564	38.8	64	1

PUNT RETURNS	NO	FC	YOS	AVG	LG	TD
Bryant	10	1	24	2.4	16	0
Garrett	8	2	124	15.5	50	0
Harris	5	1	19	3.8	9	0
Gladieux	4	8	0	0.0	0	0
Gardin	4	5	14	3.5	5	0
Patriots	31	17	181	5.8	50	0
Opponents	36	31	279	7.8	68t	1

1971 AFC Eastern Division

TEAM	W	L	T	PCT.	PF	PA
Miami	10	3	1	.769	315	174
Baltimore*	10	4	0	.714	313	140
Patriots	6	8	0	.429	238	325
NY Jets	6	8	0	.429	212	299
Buffalo	1	13	0	.071	184	394
*Wild Card						

AFC Championship: at Miami 21, Baltimore 0

Super Bowl VI: Dallas 24, Miami 3; at New Orleans, LA

1971 Coaching Staff: Bruce Beatty, Offensive Line, Dick Evans, Defensive Line, Tom Fletcher, Defensive Backfield, John Meyer, Linebackers, Sam Rutigliano, Off. Backs/Receivers, Jerry Stoltz, Receivers.

PASSING	ATT	CMP	YARDS	CMP%	YDS/ATT	TD	TD%	INT	INT%	LG	SK/YDS	RATING
Plunkett	328	158	2158	48.2	6.58	19	5.8	16	4.9	88t	36/319	68.6
Gladieux	2	1	48	50.0	24.0	0	0.0	0	0.0	48	0/0	95.8
Patriots	330	159	2206	48.2	6.68	19	5.8	16	4.8	88t	36/319	69.4
Opps.	350	170	2403	48.6	6.87	16	4.6	15	4.3	74t	25/249	69.8



1972 FINAL OFFENSIVE STATISTICS (3-11)

Head Coach: John Mazur (2-7), Phil Bengston (1-4) • Fifth in AFC-East • Home Stadium: Schaefer Stadium

DATE	W/L	SCORE	OPPONENT	ATTENDANCE
9/17	L	7-31	Cincinnati	60,999
9/24	W	21-20	Atlanta	60,999
10/01	W	24-23	Washington	60,999
10/08	L	14-38	at Buffalo	41,749
10/15	L	13-41	NY Jets	60,999
10/22	L	3-33	at Pittsburgh	46,081
10/29	L	10-34	at NY Jets	62,867
11/06	L	17-24	Baltimore	60,999
11/12	L	0-52	at Miami	80,010
11/19	L	24-27	Buffalo	60,999
11/26	L	0-31	at Baltimore	54,907
12/03	L	21-37	Miami	60,999
12/10	W	17-10	at New Orleans	64,889
12/17	L	21-45	at Denver	51,656

Team Statistics

	PATS	OPP
TOTAL FIRST DOWNS	236	289
By Rushing	89	144
By Passing	126	124
By Penalty	24	21
Third Down: Md/Att.	66/188	96/192
Third Down: Eff.	35.1	50.0
TOTAL NET YARDS	3647	5248
Avg. per Game	260.5	374.9
Total Offensive Plays	840	888
Avg. per Play	4.3	5.9
NET YARDS RUSHING	1532	2717
Total Rushing Plays	386	548
Avg. per Rush	4.0	5.0
Avg. per Game	109.4	194.1
NET YARDS PASSING	2127	2522
Avg. per Game	151.9	180.1
Sacked/Yards Lost	44/452	15/101
Gross Yards Passing	2579	325/174
Att./Completions	412/198	325/174
Completion Pct.	48.1	53.5
Had Intercepted	28	10
PUNTS/AVERAGE	75/38.1	48/40.4
PENALTIES/YARDS	66/761	88/862
FUMBLES/BALLS LOST	26/10	22/12
TOUCHDOWNS	24	54
Rushing	13	27
Passing	10	24
Returns	1	3
Score by Periods	1 2 3 4 OT	Total
Patriots	20 55 44 73 0	192
Opponents	66 165 117 98 0	446

SCORING	TD	Ru	Pa	Rt	PAT	Fg	S	TP
Garrett	5	0	0	0	0	0	0	30
Gogolak	0	0	0	0	9/9	6/8	0	27
Ashton	4	3	1	0	0	0	0	24
Walker	0	0	0	0	15/15	2/8	0	21
Dowling	3	3	0	0	0	0	0	18
Rucker	3	0	3	0	0	0	0	18
T. Reynolds	2	0	2	0	0	0	0	12
Tarver	2	1	1	0	0	0	0	12
Vataha	2	0	2	0	0	0	0	12
Carwell	1	0	0	1	0	0	0	6
Plunkett	1	1	0	0	0	0	0	6
Windsor	1	0	1	0	0	0	0	6
PATRIOTS	24	13	10	1	24/24	8/16	0	192
Opponent	54	27	24	3	54/54	22/36	1	446

RUSHING	NO	YDS	AVG	LG	TD
Ashton	128	546	4.3	35	3
Garrett	131	488	3.7	41	5
Tarver	42	132	3.1	18	1
Plunkett	36	230	6.4	21	1
Gladieux	24	56	2.3	11	0
Maitland	13	33	2.5	6	0
Dowling	7	35	5.0	11	3
Rucker	3	5	1.7	8	0
Studstill	1	11	11.0	11	0
Windsor	1	-4	-4.0	-4	0
Patriots	386	1532	4.0	41	13
Opponents	548	2717	5.0	47	27

RECEIVING	NO	YDS	AVG	LG	TD
Rucker	44	681	15.5	62	3
Windsor	33	383	11.6	24	1
Garrett	30	410	13.7	43	0
Vataha	25	369	14.8	44	2
Ashton	22	207	9.4	24	1
Gladieux	19	192	10.1	31	0
Tarver	11	112	10.2	22	1
T. Reynolds	8	152	19.0	36	2
Maitland	4	33	8.3	9	0
Beer	2	40	20.0	21	0
Patriots	198	2579	13.0	62	10
Opponents	174	2623	15.1	62	24

INTERCEPTIONS	NO	YDS	AVG	LG	TD
Jackson	4	133	33.3	55	0
Harris	3	45	15.0	32	0
Hoey	1	25	25.0	25	0
Blanchard	1	20	20.0	20	0
Carwell	1	0	0.0	0	0
Patriots	10	223	22.3	55	0
Opponents	28	490	17.5	61	2

PUNTING	NO	YDS	AVG	LG	BLK
Studstill	75	2859	38.1	57	1
Patriots	75	2859	38.1	57	1
Opp.	48	1937	40.4	60	0

PUNT RETURNS	NO	FC	YDS	AVG	LG	TD
Garrett	6	0	36	6.0	27	0
Carwell	5	1	2	0.4	4	0
Harris	4	3	5	1.3	5	0
Gladieux	2	4	-6	-3.0	-6	0
Patriots	17	8	37	2.2	27	0
Opponents	34	24	366	10.8	59	1

KICK RETURNS	NO	YDS	AVG	LG	TD
Garrett	16	410	25.6	49	0
Ashton	15	309	20.6	31	0
Hoey	9	210	23.3	30	0
Rucker	8	227	28.4	43	0
Matthews	3	74	24.7	29	0
Maitland	3	48	16.0	19	0
Beer	1	15	15.0	15	0
Patriots	55	1293	23.5	49	0
Opponents	32	784	24.5	73	0

Sacks: Adams 4.0, Rowe 2.5, Harris 2.0, Wirgowski 2.0, Hagen 1.0, Weisacosky 1.0, White 1.0, Cash 1.0, Team 0.5. Patriots 15.0, Opponents 44.0.

FIELD GOALS	1-19	20-29	30-39	40-49	50+
Walker	0/0	0/0	2/4	0/3	0/1
Gogolak	1/1	2/3	2/2	1/1	0/1
Patriots	1/1	2/3	4/6	1/4	0/2
Opp.	6/8	3/4	10/13	3/8	0/3

Gogolak: (-) (-) (23G,42n) (-) (36G,25G, 50b) (16G) (20G) (36G) (-) (-) (-) (-) (-) (-).

Walker: (-) (-) (-) (-) (-) (-) (-) (-) (-) (48b) (39n,36G) (48b) (40n,51n) (30n,36G) (-).

Opponents: (38G,51b) (38G,21G,32b, 10n) (27n,50n) (11G) (37G,37G) (19G, 22G, 35G,33G,32n) (21G,39n,31G) (9G, 52n,18n) (16G,49n,48b) (44G,45G) (40G,45n) (36G,10G,18G) (40n,30G,45n) (35G).

1972 AFC Eastern Division

TEAM	W	L	T	PCT.	PF	PA
Miami	14	0	0	1.000	385	171
NY Jets	7	7	0	.500	367	324
Baltimore	5	9	0	.357	235	252
Buffalo	4	9	1	.321	257	377
Patriots	3	11	0	.214	192	446

AFC Championship: Miami 21, at Pittsburgh 17

Super Bowl VII: Miami 14, Washington 7; Los Angeles, CA

1972 Coaching Staff: Bruce Beatty, Offensive Line, Dick Evans, Defensive Line, Tom Fletcher, Defensive Backfield, John Meyer, Linebackers, Burnie Miller, Special Teams, Sam Rutigliano, Off. Backs/Receivers, Jerry Stoltz, Receivers.

PASSING	ATT	CMP	YARDS	CMP%	YDS/ATT	TD	TD%	INT	INT%	LG	SK/YDS	Rating
Plunkett	355	169	2196	47.6	6.19	8	2.3	25	7.0	62	39/385	46.1
Dowling	54	29	383	53.7	7.09	2	3.7	1	1.9	42	4/63	80.8
Garrett	1	0	0	0.0	0.0	0	0.0	1	100.0	0	1/4	--
Gladieux	1	0	0	0.0	0.0	0	0.0	1	100.0	0	0/0	--
Studstill	1	0	0	0.0	0.0	0	0.0	0	0.0	0	0/0	--
Patriots	412	198	2579	48.1	6.26	10	2.4	28	6.8	62	44/452	47.9
Opps.	326	175	2634	53.7	8.08	23	7.1	10	3.1	62	15/101	91.2



1973 FINAL OFFENSIVE STATISTICS (5-9)

Head Coach: Chuck Fairbanks (5-9) • Third in AFC-East • Home Stadium: Schaefer Stadium

DATE	W/L	SCORE	OPPONENT	ATTENDANCE
9/16	L	13-31	Buffalo	56,114
9/23	L	7-10	Kansas City	57,918
9/30	L	23-44	at Miami	80,047
10/07	W	24-16	Baltimore	57,044
10/14	L	7-9	NY Jets	58,659
10/21	W	13-10	at Chicago	55,701
10/28	L	14-30	Miami	61,279
11/04	L	23-24	at Philadelphia	65,070
11/11	L	13-33	at NY Jets	60,737
11/18	W	33-24	Green Bay	61,279
11/25	W	32-0	at Houston	27,344
12/02	W	30-14	San Diego	58,150
12/09	L	13-37	at Buffalo	75,841
12/16	L	13-18	at Baltimore	52,065

RUSHING	NO	YDS	AVG	LG	TD	KICK RETURNS	NO	YDS	AVG	LG	TD
Cunningham	155	516	3.3	25	4	Herron	41	1092	26.6	92t	1
Tarver	72	321	4.5	28	4	Stingley	6	143	23.8	29	0
Ashton	93	305	3.3	34	0	Rucker	5	103	20.6	43	0
Plunkett	44	209	4.8	20	5	McCall	2	17	8.5	17	0
Herron	61	200	3.3	17	2	Tarver	1	17	17.0	17	0
Stingley	6	64	10.7	19	0	Windsor	1	0	0.0	0	0
McCall	10	15	1.5	14	0	Hannah	1	0	0.0	0	0
B. Adams	2	7	3.5	4	0	Patriots	57	1372	24.1	92t	1
Gipson	5	-1	-0.2	4	0	Opponents	40	963	24.1	90t	1
Rucker	2	-1	-0.5	0	0						
Welch	1	-2	-2.0	-2	0	Sacks: Adams 8.0, Hamilton 5.5, Moore 4.0,					
Windsor	1	-6	-6.0	-6	0	Cash 3.0, Rowe 2.5, Acks 1.5, Forster 1.0, Kiner					
Vataha	2	-15	-7.5	-11	0	1.0, Lunsford 1.0, Smith 1.0, Bolton 0.5,					
Patriots	454	1612	3.6	34	15	Chandler 0.5, King 0.5, Tanner 0.5, Team 2.0.					
Opponents	560	2850	5.1	80t	16	Patriots 32.0, Opponents 37.0.					

Team Statistics

PATS OPP

TOTAL FIRST DOWNS 237 215

By Rushing 97 142

By Passing 122 67

By Penalty 18 6

Third Down: Md/Att. 73/192 69/185

Third Down: Eff. 38.0 37.3

TOTAL NET YARDS 3843 4188

Avg. per Game 274.5 299.1

Total Offensive Plays 871 832

Avg. per Play 4.4 5.0

NET YARDS RUSHING 1612 2850

Total Rushing Plays 454 560

Avg. per Rush 3.6 5.1

Avg. per Game 115.1 203.6

NET YARDS PASSING 2231 1338

Avg. per Game 159.4 95.6

Sacked/Yards Lost 37/350 32/262

Gross Yards Passing 2581 1600

Att./Completions 380/195 240/134

Completion Pct. 51.3 55.8

Had Intercepted 17 13

PUNTS/AVERAGE 61/37.7 62/40.5

PENALTIES/YARDS 50/550 77/693

FUMBLES/BALLS LOST 51/25 27/18

TOUCHDOWNS 31 32

Rushing 15 16

Passing 13 11

Returns 3 5

Score by Periods 1 2 3 4 OT Total

Patriots 48 69 74 67 0 258

Opponents 57 86 77 80 0 300

SCORING

White 0 0 0 0 21/25 14/25 0 63

Plunkett 5 5 0 0 0 0 0 30

Cunningham 5 4 1 0 0 0 0 30

Herron 4 2 1 1 0 0 0 24

Tarver 4 4 0 0 0 0 0 24

Windsor 4 0 4 0 0 0 0 24

Rucker 3 0 3 0 0 0 0 18

Vataha 3 0 2 1 0 0 0 18

Stingley 2 0 2 0 0 0 0 12

Bell 0 0 0 0 4/5 1/4 0 7

Foster 1 0 0 0 1 0 0 6

Kiner 0 0 0 0 0 0 1 2

Team 0 0 0 0 0/1 0 0 0

Patriots 31 15 13 3 25/31 15/29 1 258

Opponent 32 16 11 5 26/32 30/32 0 300

RECEIVING	NO	YDS	AVG	LG	TD	FIELD GOALS	1-19	20-29	30-39	40-49	50+
Rucker	53	743	14.0	64	3	White	6/8	2/3	3/5	3/7	0/2
Windsor	23	348	15.1	36	4	Bell	0/0	0/0	1/3	0/0	0/1
Stingley	23	339	14.7	25	2	Patriots	6/8	2/3	4/8	3/7	0/3
Vataha	20	341	17.1	48	2	Opp.	3/3	6/7	12/14	5/8	0/0
Herron	18	265	14.7	29	1	Bell: (53n) (30n) (33b,36G);					
Cunningham	15	144	9.6	34t	1	White: (40G,18b) (34n) (32G,11G,43n) (-)					
B. Adams	14	197	14.1	30	0	(49n, 33G, 43n, 18n, 47b) (-) (19G, 21G, 26G,					
Ashton	11	113	10.3	51	0	18G) (48G, 26.51, 36G, 46G) (11G) (14G, 12G)					
Tarver	9	51	5.7	13	0	(52n, 36n).					
Welch	6	22	3.7	8	0	Opponents: (44n, 48G) (33G, 33n, 39b)					
McCall	3	18	6.0	14	0	(40G, 36G, 40G) (38G, 27G, 38G) (40G, 39G, 22G)					
Patriots	195	2581	13.2	64	13	(30G) (25G, 38G, 23G) (12G)					
Opponents	134	1600	11.9	50	11	(44G, 22G, 28G, 39G) (33G, 20n) (43b) (47b)					

INTERCEPTIONS	NO	YDS	AVG	LG	TD
Bolton	6	65	10.8	56	0
Durko	3	26	8.7	16	0
Anderson	2	3	1.5	3	0
Acks	1	11	11.0	11	0
Jackson	1	0	0.0	0	0
Patriots	13	105	8.1	56	0
Opponents	17	285	16.8	47t	1

PUNTING	NO	YDS	AVG	LG	BLK
Barnes	55	2134	38.8	53	0
White	6	163	27.1	51	0
Patriots	61	2297	37.7	53	0
Opp.	62	2509	40.5	58	1

PUNT RETURNS	NO	FC	YDS	AVG	LG	TD
Herron	27	8	282	10.4	54	0
Stingley	3	2	21	7.0	16	0
Durko	3	2	21	7.0	15	0
PATRIOTS	33	12	324	9.8	54	0
OPPONENTS	29	23	154	5.3	27	0

1973 AFC Eastern Division

Team	W	L	T	Pct.	PF	PA
Miami	12	2	0	.857	343	150
Buffalo	9	5	0	.643	259	230
Patriots	5	9	0	.357	258	300
Baltimore	4	10	0	.286	226	341
NY Jets	4	10	0	.286	240	306

AFC Championship: at Miami 27, Oakland 10

Super Bowl VIII: Miami 24, Minnesota 7; at Houston, TX

1973 Coaching Staff: Hank Bullough, Defensive Line, Ron Erhardt, Offensive Backfield, Red Miller, Offensive Line, Bill Nelsen, Quarterbacks, Sam Rutigliano, Off. Backs/Receivers, Charlie Sumner, Linebackers/Secondary, Jim Valek, Special Teams, Larry Weaver, Defensive Backfield.

PASSING	ATT	CMP	YARDS	CMP%	YDS/ATT	TD	TD%	INT	INT%	LG	SK/YDS	RATING
Plunkett	376	193	2550	51.3	6.78	13	3.5	17	4.5	64	37/350	66.0
Shiner	4	2	31	50.0	7.75	0	0.0	0	0.0	23	0/0	76.1
Patriots	380	195	2581	51.3	6.79	13	3.4	17	4.5	64	37/350	57.3
Opps.	240	134	1600	55.8	6.67	11	4.6	13	5.4	50	32/262	69.2

**1974 FINAL OFFENSIVE STATISTICS (7-7)**

Head Coach: Chuck Fairbanks (7-7) • Tied for Third in AFC-East • Home Stadium: Schaefer Stadium

DATE	W/L	SCORE	OPPONENT	ATTENDANCE
9/15	W	34-24	Miami	55,006
9/22	W	28-20	at Giants	49,267
9/29	W	20-14	LA Rams	61,279
10/06	W	42-3	Baltimore	59,502
10/13	W	24-0	at NY Jets	61,400
10/20	L	28-30	at Buffalo	80,020
10/27	W	17-14	at Minnesota	48,497
11/03	L	28-29	Buffalo	61,279
11/10	L	14-21	Cleveland	61,279
11/17	L	16-21	NY Jets	61,279
11/24	W	27-17	at Baltimore	38,971
12/01	L	26-41	at Oakland	54,020
12/08	L	17-21	Steelers	61,279
12/15	L	27-34	Miami	79,420

Team Statistics

	PATS	OPP
TOTAL FIRST DOWNS	255	240
By Rushing	123	100
By Passing	113	129
By Penalty	19	11
Third Down: Md/Att.	96/202	73/192
Third Down: Eff.	47.5	38.0
TOTAL NET YARDS	4474	4067
Avg. per Game	319.6	290.5
Total Offensive Plays	900	879
Avg. per Play	5.0	4.6
NET YARDS RUSHING	2134	1587
Total Rushing Plays	520	467
Avg. per Rush	4.1	3.4
Avg. per Game	152.4	113.4
NET YARDS PASSING	2340	2480
Avg. per Game	167.1	177.1
Sacked/Yards Lost	21/174	38/294
Gross Yards Passing	2514	2774
Att./Completions	359/177	374/210
Completion Pct.	49.3	56.1
Had Intercepted	23	24
PUNTS/AVERAGE	71/36.2	75/38.4
PENALTIES/YARDS	87/843	76/642
FUMBLES/BALLS LOST	26/15	29/14
TOUCHDOWNS	43	37
Rushing	21	16
Passing	19	17
Returns	3	4
Score by Periods	1 2 3 4 OT	Total
Patriots	86 116 64 82 0	348
Opponents	68 92 49 8 0	289

SCORING	TO	Ru	Pa	Rt	PAT	FG	S	TP
Smith	0	0	0	0	42/43	16/22	0	90
Herron	12	7	5	0	0	0	0	72
Cunningham	11	9	2	0	0	0	0	66
Rucker	4	0	4	0	0	0	0	24
Vataha	3	0	3	0	0	0	0	18
Plunkett	2	2	0	0	0	0	0	12
Stingley	2	1	0	0	0	0	0	12
Tarver	2	2	0	0	0	0	0	12
Geddes	1	0	0	1	0	0	0	6
Hannah	1	0	0	1	0	0	0	6
Marshall	1	0	1	0	0	0	0	6
Sanders	1	0	0	1	0	0	0	6
Schubert	1	0	1	0	0	0	0	6
Tanner	1	0	1	0	0	0	0	6
Windsor	1	0	1	0	0	0	0	6
PATRIOTS	43	21	19	3	42/43	16/22	0	348
Opponent	37	16	17	4	32/37	11/18	1	289

RUSHING	NO	YOS	AVG	LG	TD
Herron	231	824	3.6	28	7
Cunningham	166	811	4.9	75t	9
Plunkett	30	161	5.4	37	2
Tarver	41	101	2.5	18	2
Ashton	26	99	3.8	22	0
Stingley	5	63	12.6	23t	1
Wilson	15	57	3.8	12	0
Vataha	3	21	7.0	24	0
Hinton	1	1	1.0	1	0
Johnson	2	-4	-2.0	-2	0
Patriots	520	2134	4.1	75t	21
Opponents	467	1587	3.4	34	16

RECEIVING	NO	YOS	AVG	LG	TD
Herron	38	474	12.5	18	5
Rucker	27	436	16.1	69t	4
Vataha	25	561	22.4	59t	3
Cunningham	22	214	9.7	37	2
Adams, B.	17	244	14.4	24	0
Windsor	12	127	10.6	20	1
Stingley	10	139	13.9	20t	1
Tarver	9	37	4.1	12	0
Johnson	8	147	18.4	34	0
Wilson	3	38	12.7	23	0
Hinton	2	36	18.0	20	0
Tanner	2	23	11.5	21	1
Schubert	1	21	21.0	21t	1
Marshall	1	17	17.0	17t	1
Patriots	177	2514	14.2	69t	19
Opponents	210	2774	13.2	67t	17

INTERCEPTIONS	NO	YOS	AVG	LG	TD
Bolton	7	18	2.6	10	0
Sanders	5	57	11.4	23t	1
Hunt	3	66	22.0	27	0
McCray	3	61	20.3	33	0
Mildren	3	51	17.0	41	0
Geddes	2	32	16.0	29t	1
King	1	9	9.0	9	0
Patriots	24	294	12.3	41	2
Opponents	23	331	14.4	72t	2

PUNTING	NO	YOS	AVG	LG	BLK
Barnes	45	1604	35.6	50	0
Chapple	26	967	37.2	57	0
Patriots	71	2571	36.2	57	0
Opp.	75	2882	38.4	59	0

PUNT RETURNS	NO	FC	YOS	AVG	LG	TD
Herron	35	4	517	14.8	66	0
Schubert	3	2	15	5.0	11	0
Durko	1	1	1	1.0	1	0
Hinton	1	0	0	0.0	0	0
Johnson	0	3	0	0.0	0	0
Sanders	0	1	0	0.0	0	0
Patriots	40	11	533	13.3	66	0
Opponents	41	5	314	7.7	42	0

Sacks: Adams 8.0, Hamilton 5.0, Lunsford 5.0
 McGee 4.5, Webster 4.5, King 3.5, Smith 3.0
 Moore 2.0, Hunt 1.5, Nelson 1.0, Carter 0.5
 Patriots 38.0, Opponents 21.0.

FIELD GOALS	1-19	20-29	30-39	40-49	50+
Smith	0/0	6/7	8/10	2/5	0/0
Patriots	0/0	6/7	8/10	2/5	0/0
Opp.	0/0	5/5	2/4	4/9	0/0

Smith: (21G,21n,26G) (30n) (39G,23G) (-)
 (37G) (-) (37G) (47n,46b) (-) (32G,
 34n,44G,35G) (33G,28G) (22G,35G)
 (20G,44n) (46G,34G).

Opponents: (33G) (-) (41b) (31n,27G) (-)
 (35G) (43n,34n) (45G,20G,46n,447G) (-) (-)
 (48n,25G) (-) (40G,27G,47n) (28G,40G).

1974 AFC Eastern Division

TEAM	W	L	T	PCT.	PF	PA
Miami	11	3	0	.786	327	216
Buffalo*	9	5	0	.643	264	244
Patriots	7	7	0	.500	348	289
NY Jets	7	7	0	.500	279	300
Baltimore	2	12	0	.143	190	329
*Wild Card						

AFC Championship: Pittsburgh 24, at Oakland 13

Super Bowl IX: Pittsburgh 16, Minnesota 6; at New Orleans, LA

1974 Coaching Staff: Hank Bullough, Defensive Line, Ron Erhardt, Offensive Backfield, Red Miller, Offensive Line, Bill Nelsen, Quarterbacks, Ray Perkins, Receivers, Charlie Sumner, Linebackers/ Secondary, Jim Valek, Special Teams, Larry Weaver, Defensive Backfield.

PASSING	ATT	CMP	YARDS	CMP%	YDS/ATT	TD	TD%	INT	INT%	LG	SK/YOS	RATING
Plunkett	352	173	2457	49.1	6.98	19	5.4	22	6.3	69t	21/174	63.8
Shiner	6	3	37	50.0	6.17	0	0.0	1	16.7	18	0/0	29.9
Graff	1	1	20	100.0	20.0	0	0.0	0	0.0	20	0/0	118.0
Patriots	359	177	2514	49.3	7.00	19	5.3	23	6.4	69t	21/174	63.3
Opps.	374	210	2774	56.1	7.42	17	4.5	24	6.4	67t	38/294	68.1



1975 FINAL OFFENSIVE STATISTICS (3-11)

Head Coach: Chuck Fairbanks (3-11) • Fifth in AFC-East • Home Stadium: Schaefer Stadium

DATE	W/L	SCORE	OPPONENT	ATTENDANCE
9/21	L	0-7	Houston	54,212
9/28	L	14-22	Miami	61,279
10/05	L	7-36	at NY Jets	61,415
10/12	L	10-27	at Cincinnati	55,856
10/19	W	21-10	Baltimore	56,844
10/26	W	24-16	San Francisco	60,691
11/02	L	17-24	at St. Louis	47,263
11/09	W	33-19	at San Diego	26,090
11/16	L	31-34	Dallas	61,279
11/23	L	31-45	at Buffalo	69,207
12/01	L	7-20	at Miami	68,480
12/07	L	28-30	NY Jets	57,539
12/14	L	14-34	Buffalo	59,646
12/21	L	21-34	at Baltimore	50,801

RUSHING	NO	YOS	AVG	LG	TO	KICK RETURNS	NO	YOS	AVG	LG	TD
Cunningham	169	666	3.9	17	6	Carter	32	879	27.5	99t	1
Johnson	117	488	4.2	66t	3	McQuay	15	252	16.8	34	0
Herron	61	274	4.5	53	0	Johnson	10	188	18.8	32	0
Grogan	30	110	3.7	14	3	Burks	4	65	16.3	25	0
Calhoun	23	104	4.5	38t	1	Herron	2	75	37.5	40	0
Carter	22	95	4.3	19	0	Stingley	2	44	22.0	24	0
McQuay	33	47	1.4	9	0	Calhoun	1	17	17.0	17	0
Stingley	6	39	6.5	21	0	Patriots	66	1520	23.0	99t	1
Dressler	3	8	2.7	6	0	Opponents	46	1142	24.8	59	0
Plunkett	4	7	1.8	5	1						
Vataha	1	4	4.0	4	0	Sacks: McGee 9.0, Hamilton 6.0, Adams 4.0,					
Graff	2	2	1.0	2	0	Hanneman 4.0, Zabel 3.0, Hunt 2.0, Nelson 2.0,					
Anderson	1	1	1.0	1	0	Cusik 1.0, King 1.0, Webster 1.0. Patriots 33.0,					
Patriots	472	1845	3.9	66t	14	Opponents 39.0.					
Opponents	555	2220	4.0	63t	20						

Team Statistics

	PATS	OPP
TOTAL FIRST DOWNS	253	254
By Rushing	94	118
By Passing	133	120
By Penalty	26	16
Third Down: Md/Att.	82/195	90/216
Third Down: Eff.	42.1	41.7
TOTAL NET YARDS	4293	4464
Avg. per Game	305.9	318.9
Total Offensive Plays	912	956
Avg. per Play	4.7	4.7
NET YARDS RUSHING	1845	2220
Total Rushing Plays	472	555
Avg. per Rush	3.9	4.0
Avg. per Game	131.8	158.6
NET YARDS PASSING	2438	2244
Avg. per Game	174.1	160.3
Sacked/Yards Lost	39/330	33/271
Gross Yards Passing	2768	2515
Att./Completions	401/193	368/213
Completion Pct.	48.1	57.9
Had Intercepted	28	13
PUNTS/AVERAGE	83/38.8	77/39.5
PENALTIES/YARDS	89/719	103/759
FUMBLES/BALLS LOST	43/22	31/16
TOUCHDOWNS	33	42
Rushing	14	20
Passing	16	18
Returns	3	4

Score by Periods	1	2	3	4	OT	Total
Patriots	37	107	38	76	0	258
Opponents	67	77	110	104	0	358

SCORING	TO	Ru	Pa	Rt	PAT	FG	S	TP
Smith	0	0	0	0	33/33	9/17	0	60
Cunningham	8	6	2	0	0	0	0	48
Vataha	6	0	6	0	0	0	0	36
Francis	4	0	4	0	0	0	0	24
Johnson	4	3	1	0	0	0	0	24
Grogan	3	3	0	0	0	0	0	18
Calhoun	2	1	1	0	0	0	0	12
Stingley	2	0	2	0	0	0	0	12
Carter	1	0	0	1	0	0	0	6
Hamilton	1	0	0	1	0	0	0	6
Howard	1	0	0	1	0	0	0	6
Plunkett	1	1	0	0	0	0	0	6
Patriots	33	14	16	3	33/33	9/17	0	258
Opponent	42	20	18	4	37/42	23/35	0	358

RECEIVING	NO	YDS	AVG	LG	TD
Vataha	46	720	15.7	47	6
Francis	35	636	18.2	48	4
Cunningham	32	253	7.9	24	2
Johnson	26	294	11.3	29	1
Stingley	21	378	18.0	45	2
Burks	6	158	26.3	76	0
Windsor	6	57	9.5	12	0
Calhoun	5	111	22.2	62t	1
Herron	5	50	10.0	19	0
Wright	4	46	11.5	20	0
McQuay	4	27	6.8	16	0
Carter	2	39	19.5	26	0
Dressler	1	-1	-1.0	-1	0
Patriots	193	2768	14.3	76	16
Opponents	213	2515	11.8	77t	18

INTERCEPTIONS	NO	YOS	AVG	LG	TD
Bolton	5	33	6.6	15	0
Howard	3	52	17.3	44t	1
Nelson	2	8	4.0	4	0
Reilly	1	54	54.0	54	0
Sanders	1	18	18.0	18	0
Webster	1	0	0.0	0	0
Patriots	13	165	12.7	54	1
Opponents	28	388	13.9	58	1

PUNTING	NO	YOS	AVG	LG	BLK
Patrick	83	3223	38.8	62	0
Patriots	83	3223	38.8	62	0
Opp.	77	3042	39.5	65	1

PUNT RETURNS	NO	FC	YOS	AVG	LG	TD
Stingley	15	2	113	7.5	29	0
Herron	12	2	89	7.4	17	0
Johnson	6	4	60	10.0	15	0
Patriots	33	8	262	7.9	29	0
Opponents	42	12	513	12.2	69t	1

FIELD GOALS	1-19	20-29	30-39	40-49	50+
Smith	1/1	1/1	5/6	2/8	0/1
Patriots	1/1	1/1	5/6	2/8	0/1
Opp.	1/1	11/11	6/10	5/13	0/0

Smith: (44n,46n) (40n) (-) (35G) (52n) (44G,41b) (32G) (38G,19G,35G,46G) (29G) (42b,34G) (43n) (33b) (-) (-).

Opponents: (36n) (26G,26G,33G) (46n, 47G) (29G,21G) (34G) (47n,28G) (44b, 21G) (41G,49n,30G,25G,37G) (43G, 26G) (28G,43n) (25G,39G) (42G,27G, 48b,44G,46b,38n) (31n) (19G,44n,37n, 31G)

1975 AFC Eastern Division

TEAM	W	L	T	PCT.	PF	PA
Baltimore	10	4	0	.714	395	269
Miami	10	4	0	.714	357	222
Buffalo	8	6	0	.571	420	355
Patriots	3	11	0	.214	258	358
NY Jets	3	11	0	.214	258	433

AFC Championship: at Pittsburgh 16, Oakland 10

Super Bowl X: Pittsburgh 21, Dallas 17; at Miami, Fla.

1975 Coaching Staff: Hank Bullough, Defensive Line, Rollie Dotsch, Outside Linebackers, Ron Erhardt, Offensive Backfield, Red Miller, Offensive Line, Ray Perkins, Receivers, John Polonchek, QBs/Special Asst. to Head Coach, Charlie Sumner, Linebackers/Secondary, Jim Valek, Special Teams, Larry Weaver, Defensive Backfield

PASSING	ATT	CMP	YARDS	CMP%	YOS/ATT	TD	TD%	INT	INT%	LG	SK/YOS	RATING
Grogan	274	139	1976	50.7	7.21	11	4.0	18	6.6	62t	22/297	60.2
Plunkett	92	36	571	39.1	6.21	3	3.3	7	7.6	76	13/89	39.9
Graff	35	18	221	51.4	6.31	2	5.7	3	8.6	31t	4/34	54.4
Patriots	401	193	2768	48.1	6.90	16	4.0	28	7.0	76	39/330	55.1
Opps.	368	213	2515	57.9	6.83	18	4.9	13	3.5	77t	33/271	80.5



1976 FINAL OFFENSIVE STATISTICS (11-3)

Head Coach: Chuck Fairbanks (11-3) • Second in AFC-East • Home Stadium: Schaefer Stadium

DATE	W/L	SCORE	OPPONENT	ATTENDANCE	SCORING	TD	Ru	Pa	Rt	PAT	FG	S	TP	PUNT RETURNS	NO	FC	YOS	AVG	LG	TD
9/12	L	13-27	Baltimore	43,637	Smith	0	0	0	0	42/46	15/25	0	87	Haynes	45	0	608	13.5	89t	2
9/19	W	30-14	Miami	46,227	Grogan	13	12	0	1	0	0	0	78	Beaudoin	2	0	18	9.0	11	0
9/26	W	30-27 at	Pittsburgh	50,350	Johnson	10	6	4	0	0	0	0	60	Stingley	1	0	2	2.0	2	0
10/03	W	48-17	Oakland	61,279	Stingley	4	0	4	0	0	0	0	24	Patriots	48	0	628	13.1	89t	2
10/10	L	10-30 at	Detroit	63,711	Cunningham	3	3	0	0	0	0	0	18	Opponents	37	7	288	7.8	32	0
10/18	W	41-7	NY Jets	51,236	Francis	3	0	3	0	0	0	0	18	Kick Returns	No					
10/24	W	26-22 at	Buffalo	50,383	Chandler	3	0	3	0	0	0	0	18	Phillips	14	39t	28.4	71	0	
10/31	L	3-10 at	Miami	57,984	Forte	2	1	1	0	0	0	0	12	Feacher	10	240	24.0	46	0	
11/07	W	20-10	Buffalo	61,279	Haynes	2	0	0	2	0	0	0	12	Calhoun	9	183	20.3	33	0	
11/14	W	21-14 at	Baltimore	60,020	McCray	2	0	0	2	0	0	0	12	Beaudoin	6	134	22.3	44	0	
11/21	W	38-24 at	NY Jets	58,509	Calhoun	1	1	0	0	0	0	0	6	Forte	3	62	20.7	29	0	
11/28	W	38-14	Denver	61,279	Phillips	1	1	0	0	0	0	0	6	Conn	2	29	14.5	26	0	
12/05	W	27-6	New Orleans	54,057	Briscoe	1	0	1	0	0	0	0	6	Carter	1	19	19.0	19	0	
12/12	W	31-14 at	Tampa Bay	46,475	Brock	1	0	1	0	0	0	0	6	McKay	1	23	23.0	23	0	
AFC PLAYOFF					Vataha	1	0	1	0	0	0	0	6	Patriots	46	1087	23.6	71	0	
12/18	L	21-24 at	Oakland	54,037	Hunt	1	0	0	1	0	0	0	6	Opponents	71	1559	22.1	58	0	
					Zabel	0	0	0	0	1/1	0/0	0	1							
					Team	0	0	0	0	0/1	0/0	0	0							
					Patriots	48	24	18	6	43/48	15/25	0	376							
					Opponent	29	12	16	1	26/29	12/17	0	236							

Team Statistics

	PATS	OPP
TOTAL FIRST DOWNS	260	258
By Rushing	150	102
By Passing	95	134
By Penalty	15	22
Third Down: Md/Att.	76/192	90/209
Third Down: Eff.	39.6	43.0
TOTAL NET YARDS	4694	4022
Avg. per Game	335.3	287.3
Total Offensive Plays	918	947
Avg. per Play	5.1	4.2
NET YARDS RUSHING	2948	1847
Total Rushing Plays	591	462
Avg. per Rush	5.0	4.0
Avg. per Game	210.6	131.9
NET YARDS PASSING	1746	2175
Avg. per Game	124.7	155.4
Sacked/Yards Lost	19/164	47/429
Gross Yards Passing	1910	2604
Att./Completions	309/146	437/229
Completion Pct.	47.6	52.4
Had Intercepted	20	23
PUNTS/AVERAGE	67/40.1	75/38.8
PENALTIES/YARDS	102/914	88/764
FUMBLES/BALLS LOST	28/16	37/27
TOUCHDOWNS	48	29
Rushing	24	12
Passing	18	16
Returns	6	1
Score by Periods	1 2 3 4 OT	Total
Patriots	54 133 97 92	0 376
Opponents	40 91 30 75	0 236

	NO	YDS	AVG	LG	TD
RUSHING					
Cunningham	172	824	4.8	24	3
Calhoun	129	721	5.6	54	1
Johnson	169	699	4.1	69t	6
Grogan	60	397	6.6	41t	12
Phillips	24	164	6.8	46	1
Forte	25	100	4.0	26	1
Stingley	8	45	5.6	27	0
Francis	2	12	6.0	8	0
Burks	1	2	2.0	2	0
Patrick	1	-16	-16.0	-16	0
Patriots	591	2948	5.0	69t	24
Opponents	462	1847	4.0	46	12

	NO	YDS	AVG	LG	TD
RECEIVING					
Johnson	29	343	11.8	53	4
Cunningham	27	299	11.1	41	0
Francis	26	367	14.1	48	3
Stingley	17	370	21.8	58t	4
Calhoun	12	56	4.7	12	0
Vataha	11	192	17.5	44	1
Briscoe	10	136	13.6	21	1
Chandler	5	49	9.8	29	3
Forte	3	9	3.0	6t	1
Burks	2	27	13.5	17	0
Feacher	2	38	19.0	21	0
Phillips	1	18	18.0	18	0
Brock	1	6	6.0	6t	1
Patriots	146	1910	13.1	58t	18
Opponents	229	2604	11.4	55	16

	NO	YOS	AVG	LG	TD
INTERCEPTIONS					
Haynes	8	90	11.3	28	0
McCray	5	182	36.4	63t	2
Fox	3	67	22.3	29	0
Howard	3	28	9.3	15	0
Hunt	2	106	53.0	68t	1
Nelson	2	32	16.0	34	0
Patriots	23	505	22.0	68t	3
Opponents	20	380	19.0	76	0

	NO	YOS	AVG	LG	TD	INT	INT%	LG	SK/YOS	RATING
PUNTING										
Patrick	67	2688	40.1	52	12	12				
Patriots	67	2688	40.1	52	12	12				
Opp.	75	2909	38.8	57	8	7				

Sacks: McGee 9.5, Barnes 8.0, Hamilton 6.5, Bishop 6.0, Adams 5.0, Zabel 4.0, Lunsford 2.5, Tipton 2.0, King 1.5, Nelson 1.0. Patriots 47.0, Opponents 19.0.

	1-19	20-29	30-39	40-49	50+
FIELD GOALS					
Smith	0/1	4/4	4/6	7/14	0/0
Patriots	0/1	4/4	4/6	7/14	0/0
Opp.	1/1	2/2	4/5	4/8	1/1

Smith: (31G,27G,39b) (42n,22G,47n) (42G,40G,26G,37n) (-) (41G) (-) (44G, 32G) (43G) (46G,33G) (48n,44n) (28G) (44n,19n,49G,41n) (43n) (30G).

Opponents: (28G,32G) (-) (32G,41G, 48n) (44G) (44n,36G) (-) (46G,34n) (47G) (31G) (40n) (19G) (-) (50G,47n, 29G) (-).

1976 AFC Eastern Division

TEAM	W	L	T	PCT.	PF	PA
Baltimore	11	3	0	.786	417	246
Patriots*	11	3	0	.786	376	236
Miami	6	8	0	.429	263	264
NY Jets	3	11	0	.214	169	383
Buffalo	2	12	0	.143	245	363

*Wild Card

AFC Championship: at Oakland 24, Pittsburgh 7

Super Bowl X: Oakland 32, Minnesota 14; at Pasadena, CA

1976 Coaching Staff: Hank Bullough, Defensive Line, Rollie Dotsch, Outside Linebackers, Ron Erhardt, Offensive Backfield, Red Miller, Offensive Line, Ray Perkins, Receivers, John Polonchek, QBs/Special Asst. to Head Coach, Charlie Sumner, Linebackers/Secondary, Larry Weaver, Defensive Backfield, Tom Yewcic, Offensive Backfield/Special Teams.



1977 FINAL OFFENSIVE STATISTICS (9-5)

Head Coach: Chuck Fairbanks (9-5) • Third in AFC-East • Home Stadium: Schaefer Stadium

Date	W/L	Score	Opponent	Attendance
9/18	W	21-17	Kansas City	58,288
9/26	L	27-30	at Cleveland OT	77,910
10/02	L	27-30	at NY Jets	49,801
10/09	W	31-0	Seattle	54,363
10/16	W	24-20	at San Diego	51,143
10/23	W	17-3	Baltimore	61,279
10/30	W	24-13	NY Jets	61,279
11/06	L	14-24	Buffalo	61,279
11/13	L	5-17	at Miami	67,907
11/20	W	20-7	at Buffalo	31,157
11/27	W	14-6	Philadelphia	58,192
12/04	W	16-10	at Atlanta	60,738
12/11	W	14-10	Miami	61,279
12/18	L	24-30	at Baltimore	60,763

Team Statistics

	PATS	OPP
TOTAL FIRST DOWNS	247	215
By Rushing	132	86
By Passing	101	111
By Penalty	14	18
Third Down: Md/Att.	98/199	74/196
Third Down: Eff.	49.0	38.0
TOTAL NET YARDS	4310	3638
Avg. per Game	307.9	259.9
Total Offensive Plays	922	866
Avg. per Play	4.7	4.7
NET YARDS RUSHING	2303	1605
Total Rushing Plays	603	452
Avg. per Rush	3.8	3.6
Avg. per Game	164.5	114.6
NET YARDS PASSING	2007	2033
Avg. per Game	143.4	145.2
Sacked/Yards Lost	14/155	58/471
Gross Yards Passing	2162	2504
Att./Completions	305/160	356/188
Completion Pct.	52.5	52.8
Had Intercepted	21	19
PUNTS/AVERAGE	68/34.6	78/39.1
PENALTIES/YARDS	112/931	71/610
FUMBLES/BALLS LOST	28/15	20/10
TOUCHDOWNS	33	26
Rushing	13	8
Passing	17	16
Returns	3	2

Score by Periods	1	2	3	4	OT	Total
Patriots	79	65	74	60	0	278
Opponents	58	23	61	72	3	217

SCORING	TD	Ru	P	RT	PAT	FG	S	P	TP
Smith	0	0	0	0	33/33	15/21	0	0	78
Stingley	6	1	5	0	0	0	0	0	36
Cunningham	5	4	1	0	0	0	0	0	30
Calhoun	4	4	0	0	0	0	0	0	24
Francis	4	0	4	0	0	0	0	0	24
Hasselbeck	4	0	4	0	0	0	0	0	24
Clayborn	3	0	0	3	0	0	0	1	20
Morgan	3	0	3	0	0	0	0	0	18
Forte	2	2	0	0	0	0	0	0	12
Grogan	1	1	0	0	0	0	0	0	6
Phillips	1	1	0	0	0	0	0	0	6
Patriots	33	13	17	3	33/33	15/21	0	1	278
Opponent	26	8	16	2	22/26	13/21	0	2	217

RUSHING	NO	YDS	AVG	LG	TD	KICK RETURNS	NO	YDS	AVG	LG	TD
Cunningham	270	1015	3.8	31t	4	Clayborn	28	869	31.0	101t	3
Calhoun	198	727	3.7	25	4	Phillips	6	93	15.5	22	0
Forte	62	157	2.5	16	2	Beaudoin	4	73	18.3	30	0
Grogan	61	324	5.3	41	1	McKay	1	16	16.0	16	0
Phillips	5	27	5.4	13	1	Patriots	39	1051	26.9	101t	3
Stingley	3	33	11.0	34t	1	Opponents	52	1086	20.9	73	0
Ivory	3	10	3.3	9	0						
Morgan	1	10	10.0	10	0						
Patriots	603	2303	3.8	41	13						
Opponents	452	1605	3.6	66	8						

RECEIVING	NO	YDS	AVG	LG	TD	FIELD GOALS	1-19	20-29	30-39	40-49	50+
Cunningham	42	370	8.8	35	1	Smith	1/1	4/5	9/11	1/4	0/0
Stingley	39	657	16.8	68	5	Patriots	1/1	4/5	9/11	1/4	0/0
Morgan	21	443	21.1	64t	3	Opp.	0/1	5/5	7/11	1/4	0/0
Francis	16	229	14.3	31t	4						
Calhoun	13	152	11.7	47	0						
Hasselbeck	9	76	8.4	21	4						
Forte	8	88	11.0	22	0						
Chandler	7	68	9.7	16	0						
Burks	5	79	15.8	22	0						
Patriots	160	2162	13.5	68	17						
Opponents	188	2504	13.3	78	16						

INTERCEPTIONS	NO	YDS	AVG	LG	TD	SMITH: (-)	(35G,28G)	(44G,24G)	(36G,26wr)	(28G)	(18G)	(30G)	(-)	(33G)	(33G,25G,44n)	(-)	(47s,36G,32G,29G,35b)	(47b)	(30G)
Haynes	5	54	10.8	22	0														
McGray	4	61	15.2	48	0														
Howard	4	10	2.2	6	0														
Fox	3	39	13.0	27	0														
Hunt	2	17	8.5	10	0														
Barnes	1	13	13.0	13	0														
Patriots	19	194	10.2	48	0														
Opponents	21	279	13.3	45	2														

PUNTING	NO	YDS	AVG	LG	TB	IN20	BLK
Patrick	68	2354	34.6	64	6	13	3
Patriots	68	2354	34.6	64	6	13	3
Opp.	78	3048	39.1	65	9	10	0

PUNT RETURNS	NO	FC	YDS	AVG	LG	TD
Morgan	16	2	220	13.8	53	0
Haynes	24	2	200	8.3	46	0
Forte	2	1	9	4.5	6	0
Beaudoin	1	0	0	0.0	0	0
Westbrook	0	1	0	0.0	0	0
Patriots	43	6	429	10.0	53	0
Opponents	33	6	270	8.2	23	0

1977 AFC Eastern Division

TEAM	W	L	T	PCT.	PF	PA
Baltimore	10	4	0	.714	295	221
Miami	10	4	0	.714	313	197
Patriots	9	5	0	.643	278	217
NY Jets	3	11	0	.214	191	300
Buffalo	3	11	0	.214	160	313

AFC Championship: at Denver 20, Oakland 17

Super Bowl XII: Dallas 27, Denver 10; at New Orleans, LA

1977 Coaching Staff: Hank Bullough, Defensive Line, Ron Erhardt, Offensive Backfield, Leon McLaughlin, Offensive Line, Ray Perkins, Receivers, John Polonchek, QBs/Special Asst. to Head Coach, Charlie Sumner, Linebackers/Secondary, Dick Walker, Defensive Backs, Tom Yewcic, Offensive Backfield/ Special Teams.

PASSING	ATT	CMP	YARDS	CMP%	YDS/ATT	TD	TD%	INT	INT%	LG	SK/YDS	RATING
Grogan	305	160	2162	52.5	7.09	17	5.6	21	6.9	68	14/155	65.2
Patriots	305	160	2162	52.5	7.09	17	5.6	21	6.9	68	14/155	65.2
Opps.	356	188	2504	52.8	7.03	16	4.5	19	5.3	78	58/471	68.3



1978 FINAL OFFENSIVE STATISTICS (11-5)

Head Coaches: Chuck Fairbanks (11-4); Ron Erhardt & Hank Bullough co-head coaches (0-1) • 1st in AFC-East • Home Stadium: Schaefer Stadium

DATE	W/L	SCORE	OPPONENT	ATTENDANCE
9/03	L	14-16	Washington	55,063
9/10	W	16-6	at St. Louis	49,555
9/18	L	27-34	Baltimore	57,503
9/24	W	21-14	at Oakland	61,297
10/01	W	28-23	San Diego	61,297
10/08	W	24-14	Philadelphia	61,297
10/15	W	10-7	at Cincinnati	56,257
10/22	W	33-24	Miami	61,297
10/29	W	55-21	NY Jets	61,297
11/05	W	14-10	at Buffalo	46,101
11/12	L	23-26	Houston	61,297
11/19	W	19-17	at NY Jets	60,372
11/26	W	35-14	at Baltimore	49,404
12/03	L	10-17	Dallas	65,045
12/10	W	26-24	Buffalo	59,927
12/18	L	3-23	at Miami	75,445
AFC PLAYOFF				
12/31	L	14-31	Houston	61,297

RUSHING	NO	YDS	AVG	LG	TD	KICK RETURNS	NO	YDS	AVG	LG	TD
Cunningham	199	768	3.9	52t	8	Clayborn	27	636	23.6	60	0
Ivory	141	693	4.9	28	11	McAlister	10	186	18.6	32	0
Johnson	147	675	4.6	52	3	Westbrook	7	125	17.9	33	0
Grogan	81	539	6.7	31	5	Ivory	7	165	23.6	33	0
Calhoun	76	391	5.1	73	1	Morgan	1	17	17.0	17	0
McAlister	19	77	4.1	16	2	Wheeler	1	0	0.0	0	0
Morgan	2	11	5.5	6	0	Conn	1	26	26.0	26	0
Jackson	1	7	7.0	7	0	Tatupu	1	17	17.0	17	0
Tatupu	3	6	2.0	3	0	Patriots	55	1172	21.3	60	0
Wilson	1	0	0.0	0	0	Opponents	69	1576	22.8	90t	1
Westbrook	1	-2	-2.0	-2	0						
Patriots	671	3165	4.7	73	30	FIELD GOALS	1-19	20-29	30-39	40-49	50+
Opponents	511	1852	3.6	32t	14	Smith	0/0	1/1	0/0	0/0	0/0
						Lowery	0/0	0/0	0/0	0/1	0/0
						Posey	1/1	3/4	5/11	2/6	0/0
						Patriots	1/1	4/5	5/11	2/7	0/0
						Opp.	0/0	5/6	1/5	2/5	1/3

RECEIVING	NO	YDS	AVG	LG	TD
Francis	39	543	13.9	53	4
Jackson	37	743	20.1	57	6
Morgan	34	820	24.1	75t	5
Cunningham	31	297	9.6	31	0
Jonsson	26	267	10.3	31	0
Ivory	14	122	8.7	18	0
Hasselbeck	7	107	15.3	24	0
Westbrook	3	38	12.7	19	0
Calhoun	3	29	9.7	15	0
Pennywell	1	28	28.0	28	0
McAlister	1	12	12.0	12	0
Patriots	196	3006	15.3	75t	15
Opponents	235	3059	13.0	67t	21

INTERCEPTIONS	NO	YDS	AVG	LG	TD
Haynes	6	123	20.5	50	1
Nelson	5	104	20.8	37	0
Clayborn	4	72	18.0	44	0
Beaudoin	3	25	8.3	13	0
Fox	2	10	5.0	10	0
Conn	1	24	24.0	24	0
Zabel	1	0	0.0	0	0
Patriots	22	358	16.3	50	1
Opponents	25	252	10.1	49	1

PUNTING	NO	YDS	AVG	LG	TB	INT	BLK
Wilson	54	1921	35.6	57	4	14	0
Pattick	7	216	30.9	47	0	2	0
Patriots	61	2137	35.0	57	4	16	0
Opp.	78	3081	39.5	63	8	17	0

PUNT RETURNS	NO	FC	YDS	AVG	LG	TD
Morgan	32	4	335	10.5	48	0
Haynes	14	2	183	13.1	35	0
Conn	1	2	2	2.0	2	0
Patriots	47	8	520	11.1	48	0
Opponents	29	10	272	9.4	30	0

Team Statistics				PATS		OPP													
TOTAL FIRST DOWNS				322		258													
By Rushing				181		100													
By Passing				125		143													
By Penalty				16		15													
Third Down: Md/Att.				92/203		96/220													
Third Down: Eff.				45.3		43.6													
TOTAL NET YARDS				5965		4615													
Avg. per Game				372.8		288.4													
Total Offensive Plays				1085		971													
Avg. per Play				5.5		4.8													
NET YARDS RUSHING				3165		1852													
Total Rushing Plays				671		511													
Avg. per Rush				4.7		3.6													
Avg. per Game				197.8		115.8													
NET YARDS PASSING				2800		2763													
Avg. per Game				175.0		172.7													
Sacked/Yards Lost				24/206		35/296													
Gross Yards Passing				3006		3059													
Att./Completions				390/196		425/235													
Completion Pct.				50.3		55.3													
Had Intercepted				25		22													
PUNTS/AVERAGE				61/35.0		78/39.5													
PENALTIES/YARDS				92/852		81/683													
FUMBLES/BALLS LOST				35/21		34/21													
TOUCHDOWNS				46		38													
Rushing				30		14													
Passing				15		21													
Returns				1		3													
Score by Periods				1		2		3		4		OT		TOTAL					
Patriots				77		122		63		96		0		358					
Opponents				55		60		71		97		0		286					
SCORING				TD		Ru		Pa		Rt		PAT		FG		S		TP	
Ivory				11		11		0		0		0		0		0		62	
Fosey				0		0		0		29/31		11/22		0		0		0	
Cunningham				8		8		0		0		0		0		0		48	
Jackson				6		0		6		0		0		0		0		36	
Grogan				5		0		5		0		0		0		0		30	
Morgan				5		0		5		0		0		0		0		30	
Francis				4		0		4		0		0		0		0		24	
Johnson				3		3		0		0		0		0		0		18	
McAlister				2		2		0		0		0		0		0		12	
Smith				0		0		0		6/7		1/1		0		0		9	
Lowery				0		0		0		7/7		0/1		0		0		7	
Calhoun				1		1		0		0		0		0		0		6	
Haynes				1		0		0		1		0		0		0		6	
Bishop				0		0		0		0		0		0		1		2	
Fox				0		0		0		0		0		0		1		2	
Wilson				0		0		0		0		0/1		0/0		0		0	
PATRIOTS				46		30		15		1		42/46		12/24		2		358	
Opponent				38		14		21		3		31/38		9/19		0		286	

1978 AFC Eastern Division

TEAM	W	L	T	PCT.	PF	PA
Patriots	11	5	0	.688	358	286
Miami*	11	5	0	.688	373	254
NY Jets	8	8	0	.500	359	364
Buffalo	5	11	0	.313	302	354
Baltimore	5	11	0	.313	239	421
*Wild Card						

AFC Championship: at Pittsburgh 34, Houston 5

Super Bowl XIII: Pittsburgh 35, Dallas 31; at Miami, Fla.

1978 Coaching Staff: Raymond Berry, Receivers, Hank Bullough, Defensive Line, Ron Erhardt, Offensive Backfield, John Polonchek, QBs/Special Asst. to Head Coach, Jim Ringo, Offensive Line, Fritz Shurmur, Defensive Line, Charlie Sumner, Linebackers/Secondary, Tom Yewcic, Offensive Backfield/Special Teams.

PASSING	ATT	CMP	YARDS	CMP%	YDS/ATT	TD	TD%	INT	INT%	LG	SK/YDS	RATING
Grogan	362	181	2824	50.0	7.80	15	4.1	23	6.4	75t	21/184	63.3
Owen	26	15	182	57.7	7.00	0	0.0	2	7.7	23	3/22	47.3
Johnson	2	0	0	0.0	0.00	0	0.0	0	0.0	0	0/0	-
Patriots	390	196	3006	50.3	7.71	15	3.8	25	6.4	75t	24/206	62.2
Opps.	425	235	3059	55.3	7.19	21	4.9	22	5.1	67t	35/296	73.1



1979 FINAL OFFENSIVE STATISTICS (9-7)

Head Coach: Ron Erhardt (9-7) • Second in AFC-East • Home Stadium: Schaefer Stadium

DATE	W/L	SCORE	OPPONENT	ATTENDANCE
9/03	L	13-16	Pittsburgh OT	60,798
9/09	W	56-3	NY Jets	53,113
9/16	W	29-14	at Cincinnati	41,805
9/23	W	27-21	San Diego	60,916
10/01	L	14-27	at Green Bay	52,842
10/07	W	24-17	Detroit	60,629
10/14	W	27-7	at Chicago	54,128
10/21	W	28-13	Miami	61,096
10/28	L	26-31	at Baltimore	41,029
11/04	W	26-6	at Buffalo	67,935
11/11	L	10-45	at Denver	74,379
11/18	W	50-21	Baltimore	60,879
11/25	L	13-16	Buffalo OT	60,991
11/29	L	24-39	at Miami	69,174
12/09	L	26-27	NY Jets	60,372
12/16	W	27-23	Minnesota	54,719

Team Statistics

	PATS	OPP
TOTAL FIRST DOWNS	318	283
By Rushing	132	118
By Passing	159	139
By Penalty	27	26

Third Down: Md/Att.	113/254	85/225
Third Down: Eff.	44.4	37.7

TOTAL NET YARDS	5470	4323
Avg. per Game	341.9	270.2
Total Offensive Plays	1127	1019
Avg. per Play	4.8	4.3

NET YARDS RUSHING	2252	1770
Total Rushing Plays	603	495
Avg. per Rush	3.7	3.6
Avg. per Game	140.8	110.6

NET YARDS PASSING	3218	2553
Avg. per Game	201.1	159.6
Sacked/Yards Lost	49/382	57/512
Gross Yards Passing	3600	3065
Att./Completion Pcts.	475/237	467/246
Completion Pct.	49.9	52.7
Had Intercepted	23	20

PUNTS/AVERAGE	84/36.2	94/38.7
----------------------	----------------	----------------

PENALTIES/YARDS	99/864	103/917
------------------------	---------------	----------------

FUMBLES/BALLS LOST	28/15	35/22
---------------------------	--------------	--------------

TOUCHDOWNS	49	39
Rushing	16	22
Passing	30	13
Returns	3	4

Score by Periods	1	2	3	4	OT	Total
Patriots	85	137	60	129	0	411
Opponents	87	93	71	69	0	326

SCORING	TD	Ru	Pa	Rt	PAT	FG	S	TP
Smith	0	0	0	0	46/49	23/33	0	115
Morgan	13	0	12	1	0	0	0	78
Jackson	7	0	7	0	0	0	0	42
Calhoun	6	5	1	0	0	0	0	36
Francis	5	0	5	0	0	0	0	30
Cunningham	5	5	0	0	0	0	0	30
Ivory	3	1	2	0	0	0	0	18
Clark	2	2	0	0	0	0	0	12
Grogan	2	2	0	0	0	0	0	12
Hawkins	1	0	0	1	0	0	0	6
Sanford	1	0	0	1	0	0	0	6
Westbrook	1	0	1	0	0	0	0	6
Penneywell	1	0	1	0	0	0	0	6
Johnson	1	1	0	0	0	0	0	6
Jarvis	1	0	1	0	0	0	0	6
PATRIOTS	49	16	30	3	46/49	23/33	1	411
Opponent	39	22	13	4	36/39	18/26	1	326

RUSHING	NO	YDS	AVG	LG	TD	PUNT RETURNS	NO	FC	YDS	AVG	LG	TD
Cunningham	159	563	3.5	27	5	Morgan	29	21	289	10.0	80t	1
Ivory	143	522	3.7	52	1	Haynes	5	1	16	3.2	5	0
Calhoun	137	456	3.3	29	5	Westbrook	2	0	5	2.5	5	0
Grogan	62	368	5.8	26	2	Sanford	1	0	1	1.0	1	0
Johnson	43	132	3.1	15	1	Patriots	37	22	311	8.4	80t	1
Clark	19	84	4.4	19	2	Opponents	28	17	317	11.3	75t	1
Tatupu	23	71	3.1	12	0							
Morgan	7	39	5.6	17	0	KICK RETURNS	NO	YDS	AVG	LG	TD	
Jackson	3	12	4.0	12	0	Clark	37	816	22.1	38	0	
Westbrook	2	8	4.0	4	0	Sanford	10	179	17.9	23	0	
Owen	2	-1	-0.5	0	0	Westbrook	11	151	13.7	30	0	
Cavanaugh	1	-2	-2.0	-2	0	Clayborn	2	33	16.5	20	0	
Patriots	603	2252	3.7	52	16	Tatupu	3	15	5.0	12	0	
Opponents	495	1770	3.6	39	22	Washington	1	18	18.0	18	0	

RECEIVING	NO	YDS	AVG	LG	TD	PATRIOTS	NO	YDS	AVG	LG	TD
Jackson	45	1013	22.5	59	7	Morgan	1	12	12.0	12	0
Morgan	44	1002	22.8	63t	12	Patriots	66	1239	18.8	38	0
Francis	39	557	14.3	44	5	Opponents	80	1621	20.3	45	0

Cunningham	29	236	8.1	20	0	Sacks: McGee 10.5, Bishops 8.5, Lunsford 8.0,
Ivory	23	216	9.4	24	2	Hamilton 7.0, Hawkins 7.0, Adams 6.0, Shoate
Calhoun	15	66	4.4	14	1	4.0, Costick 2.0, Nelson 2.0, Clayborn 1.0, Fox
Hasselbeck	13	158	12.2	41	0	1.0. Patriots 57.0, Opponents 49.0.

Westbrook	9	173	19.2	38	1	FIELD GOALS	1-19	20-29	30-39	40-49	50+
Johnson	9	68	7.6	11	0	Smith	0/0	6/6	11/13	6/14	0/0
Pennywell	4	35	8.8	13t	1	Patriots	0/0	6/6	11/13	6/14	0/0
Clark	2	35	17.5	20	0	Opp.	0/0	7/7	5/7	5/11	1/1

Javis	2	30	15.0	15t	1	Smith: (31G,32G) (-) (37n,47b,39G,39G)
Tatupu	2	9	4.5	5	0	(31G,31G) (53G,40G) (44n,48n,29G) (21G, 29G)
Chandler	1	2	2.0	2	0	(48n) (42G,39G) (48n,49b,33G, 37G) (42G)
Patriots	237	3600	15.2	63t	30	(24G,29G,42G) (47G,40n, 32G) (28n)
Opponents	246	3065	12.5	82	13	(47G,34n) (42G,30G).

INTERCEPTIONS	NO	YDS	AVG	LG	TD	Opponents: (43n,41G) (30G) (37n) (48n) (-)
Clayborn	5	56	11.2	27	0	(26G) (-) (53G,40G) (37G,44n)
Haynes	3	66	22.0	33	0	(39G,40G,37n,49n,40n) (49G) (-) (29G,
McCray	3	48	16.0	26	0	(24G,29G) (31G,33G,27G) (39G,25G)
Fox	2	38	19.0	25	0	(24G,43s).

Hawkins	2	35	17.5	35t	1	1979 AFC Eastern Division						
Sanford	1	39	39.0	12	0	TEAM	W	L	T	PCT.	PF	PA
Beaud	1	30	30.0	30	0	Miami	10	6	0	.625	341	257
Costick	1	22	22.0	22	0	Patriots	9	7	0	.563	411	326
Nelson	1	18	18.0	18	0	NY Jets	8	8	0	.500	337	383
Shoate	1	0	0.0	0	0	Buffalo	7	9	0	.438	268	279
Patriots	20	352	17.6	35t	1	Baltimore	5	11	0	.313	271	351
Opponents	23	417	18.1	56	0	AFC Championship: at Pittsburgh 27.						

							Houston 13
PUNTING	NO	YDS	AVG	LG	TB	INT20 BLK	
Hare	83	3038	36.6	58	11	20	1
Patriots	84	3038	36.2	58	11	20	1
Opp.	94	3641	38.7	63	9	11	1

Super Bowl XIV: Pittsburgh 31, Los Angeles Rams 19; at Pasadena, CA

1979 Coaching Staff: Raymond, Bar...

AFC Championship: at Pittsburgh 27, Houston 13

Super Bowl XIV: Pittsburgh 31, Los Angeles Rams 19; at Pasadena, CA

1979 Coaching Staff: Raymond Berry, Receivers, Hank Bullough, Defensive Line, Gino Cappelletti, Special Teams, Billy Kinard, Defensive Backfield, John Polonchek, QBs/Special Asst. to Head Coach, Jim Ringo, Offensive Line, Fritz Shurmur, Defensive Line, Tom Yewic, Offensive Backfield.

PASSING	ATT	CMP	YARDS	CMP%	YDS/ATT	TD	TD%	INT	INT%	LG	SK/YDS	RATING
Grogan	423	206	3286	48.7	7.77	28	6.6	20	4.7	63t	45/341	77.4
Owen	47	27	248	57.4	5.28	2	4.3	3	6.4	32	4/41	59.5
Westbrook	2	2	52	100.0	26.0	0	0.0	0	0.0	28	0/0	193.8
Cavanaugh	1	1	10	100.0	10.0	0	0.0	0	0.0	10	0/0	127.1
Hare	1	1	4	100.0	4.0	0	0.0	0	0.0	4	0/0	102.1
Jackson	1	0	0	0.0	0.0	0	0.0	0	0.0	0/0	0/0	--
Patriots	475	237	3600	49.9	7.58	30	6.3	23	4.8	63t	49/382	76.2
Opps.	467	246	3065	52.7	6.56	13	2.8	20	4.3	82	57/512	64.8



1980 FINAL OFFENSIVE STATISTICS (10-6)

Head Coach: Ron Erhardt (10-6) • Second in AFC-East • Home Stadium: Schaefer Stadium

DATE	W/L	SCORE	OPPONENT	ATTENDANCE
9/07	W	34-17	Cleveland	49,222
9/14	L	21-37	Atlanta	48,321
9/21	W	37-31	at Seattle	61,035
9/29	W	23-14	Denver	59,602
10/05	W	21-11	at NY Jets	53,603
10/12	W	34-0	Miami	60,377
10/19	W	37-21	at Baltimore	53,924
10/26	L	13-31	at Buffalo	75,092
11/02	W	34-21	NY Jets	60,834
11/10	L	34-38	at Houston	51,524
11/16	L	14-17	Los Angeles	60,609
11/23	W	47-21	Baltimore	60,994
11/30	L	17-21	at San Francisco	45,254
12/08	L	13-16	at Miami (ot)	63,292
12/14	W	24-2	Buffalo	58,324
12/21	W	38-27	at New Orleans	38,277

RUSHING	NO	YDS	AVG	LG	TO	KICK RETURNS	NO	YDS	AVG	LG	TO
Ferguson	211	818	3.9	44	2	Ivory	36	992	27.6	98	1
Calhoun	200	787	3.9	22	9	Brown	9	156	17.3	26	0
Grogan	30	112	3.7	19	1	Currier	6	98	16.3	26	0
Ivory	42	111	2.6	20	2	Westbrook	1	14	14.0	14	0
Tatupu	33	97	2.9	11	3	Clark	3	21	7.0	13	0
Cavanaugh	19	97	5.1	22	0	Pennywell	1	0	0.0	0	0
Foreman	23	63	2.7	7	1	Patriots	56	1281	22.9	98	1
Clark	9	56	6.2	15	1	Opponents	90	1649	18.3	35	0
Jackson	5	37	7.4	16	0	Sacks: Adams 9.0, Hamilton 8.0, McGee 7.5,					
Morgan	4	36	9.0	16	0	Shoate 6.0, Bishop 5.5, Zamberlain 2.5,					
Johnson	11	26	2.4	11	0	Hawkins 2.0, Haynes 1.0, McGrew 1.0, Sanford					
Hubach	1	0	0.0	0	0	1.0, McDougald 0.5. Patriots 44.0, Opponents					
Patriots	588	2240	3.8	44	19	25.0.					
Opponents	481	1876	3.9	33	12						

Team Statistics

	PATS	OPP
TOTAL FIRST DOWNS	319	270
By Rushing	139	118
By Passing	154	141
By Penalty	26	11
Third Down: Md/Att.	98/210	79/214
Third Down: Eff.	46.7	36.9
TOTAL NET YARDS	5435	4762
Avg. per Game	339.7	297.6
Total Offensive Plays	1026	983
Avg. per Play	5.3	4.8
NET YARDS RUSHING	2240	1876
Total Rushing Plays	588	481
Avg. per Rush	3.8	3.9
Avg. per Game	140.0	117.3
NET YARDS PASSING	3195	2886
Avg. per Game	199.7	180.4
Sacked/Yards Lost	25/200	44/346
Gross Yards Passing	3395	3232
Att./Completions	413/240	458/266
Completion Pct.	58.1	58.1
Had Intercepted	27	24
PUNTS/AVERAGE	63/38.0	92/41.0
PUNT RETURNS/AVG	28/8.5	60/8.6
NET PUNTING AVG.	33.6	33.3
PENALTIES/YARDS	79/696	92/833
FUMBLES/BALLS LOST	19/9	31/10
TOUCHDOWNS	52	40
Rushing	19	12
Passing	27	28
Returns	6	0
Score by Periods	1 2 3 4 OT	Total
Patriots	77 132 110 122 0	441
Opponents	64 97 56 105 3	325

SCORING	TO	Ru	Pa	Rt	PAT	FG	S	TP
Smith	0	0	0	0	51/51	26/34	0	129
Calhoun	9	9	0	0	0	0	0	54
Francis	8	0	8	0	0	0	0	48
Morgan	6	0	6	0	0	0	0	36
Jackson	5	0	5	0	0	0	0	30
Hasselbeck	4	0	4	0	0	0	0	24
Ivory	3	2	0	1	0	0	0	18
Johnson	3	0	3	0	0	0	0	18
Tatupu	3	3	0	0	0	0	0	18
Clark	2	1	0	1	0	0	0	12
Ferguson	2	2	0	0	0	0	0	12
Foreman	1	1	0	0	0	0	0	6
Grogan	1	1	0	0	0	0	0	6
Pennywell	1	0	1	0	0	0	0	6
Haynes	1	0	0	1	0	0	0	6
James	1	0	0	1	0	0	0	6
Shoate	1	0	0	1	0	0	0	6
Sanford	1	0	0	1	0	0	0	6
Team	0	0	0	0	0/1	0	0	0
PATRIOTS	52	19	27	6	51/52	26/34	0	441
Opponent	40	12	28	0	39/40	14/20	2	325

RECEIVING	NO	YDS	AVG	LG	TO	FIELD GOALS1-19	20-29	30-39	40-49	50+
Morgan	45	991	22.0	71	6	Smith	2-2	11-11	10-14	3-7
Francis	41	664	16.2	39	8	Patriots	2-2	11-11	10-14	3-7
Jackson	35	737	21.1	40	5	Opp.	0-0	8-8	4-8	2-3
Calhoun	27	129	4.8	12	0	Smith: (37G,35G) (-) 19G,30G,44w,29G)				
Johnson	24	259	10.8	22	3	(26G,19G,36G) (-) 30G,34w,36G) (27G,				
Ferguson	22	173	7.9	18	0	29G,37G) (41G,32G) (21G, 27G, 44w)				
Foreman	14	99	7.1	18	0	(26G,44G,32b) (47s) (22G, 35G) (37w, 42G)				
Ivory	12	95	7.9	19	4	(23G,33G,35b) (40w,27G) (22G).				
Hasselbeck	8	130	16.3	35	4	Opponents: (25G) (26G,27G,39G) (33G)				
Westbrook	4	60	15.0	21	0	(73s) (49b,39w,40G) (-) (35w) (23G,39w) (-)				
Pennywell	4	31	7.8	16	1	(45G) (29G) (39w) (-) (27G, 24G,23G) (-)				
Tatupu	4	27	6.8	11	0	(30G,38G).				
Patriots	240	3395	14.1	71	27					
Opponents	266	3232	12.2	79	28					

INTERCEPTIONS	NO	YDS	AVG	LG	TO
Clayborn	5	87	17.4	29	0
Fox	4	41	10.2	23	0
James	4	32	8.0	19	0
Shoate	3	50	16.7	42	1
Nelson	3	37	12.3	33	0
Hawkins	2	5	2.5	5	0
Haynes	1	31	31.0	31	0
Mathews	1	5	5.0	5	0
Sanford	1	0	0.0	0	0
Patriots	24	288	12.0	42	1
Opponents	27	369	13.7	80	0

1980 AFC Eastern Division

TEAM	W	L	T	PCT.	PF	PA
Buffalo	11	5	0	.688	320	260
Patriots	10	6	0	.625	441	325
Miami	8	8	0	.500	266	305
Baltimore	7	9	0	.438	355	387
NY Jets	4	12	0	.250	302	395

AFC Championship: Oakland 34, at San Diego 27

Super Bowl XV: Oakland 27, Philadelphia 10; at New Orleans, LA

PUNTING	NO	YDS	AVG	TB	IN20	LG	BLK
Hubach	63	2392	38.0	2	12	69	0
Patriots	63	2392	38.0	2	12	69	0
Opp.	92	3775	41.0	10	14	66	0

PUNT RETURNS	NO	FC	YDS	AVG	LG	TD
James	33	3	331	10.0	75	1
Haynes	17	2	140	8.2	35	0
Brown	10	1	42	4.2	14	0
Patriots	60	6	513	8.6	75	1
Opponents	28	13	237	8.5	25	0

1980 Coaching Staff: Raymond Berry, Receivers, Gino Cappelletti, Special Teams, Billy Kinard, Defensive Backfield, Bill Parcells, Linebackers, John Polonchek, QBs/Special Asst. to Head Coach, Jim Ringo, Offensive Line, Fritz Shurmur, Defensive Coordinator/Line, Tom Yewic, Offensive Backfield.

PASSING	ATT	CMP	YARDS	CMP%	YDS/ATT	TD	TD%	INT	INT%	LG	SK/YDS	RATING
Grogan	306	175	2475	57.2	8.09	18	5.9	22	7.2	71	17/138	73.1
Cavanaugh	105	63	885	60.0	8.43	9	8.6	5	4.8	40	8/62	95.9
Jackson	2	2	35	100.0	17.5	0	0.0	0	0.0	23	0/0	158.3
Patriots	413	240	3395	58.1	8.22	27	6.5	27	6.5	71	25/200	79.3
Opps.	458	266	3232	58.1	7.06	28	6.1	24	5.2	79	44/346	78.4



1981 FINAL OFFENSIVE STATISTICS (2-14)

Head Coach: Ron Erhardt (2-14) • Fifth in AFC-East • Home Stadium: Schaefer Stadium

DATE	W/L	SCORE	OPPONENT	ATTENDANCE
9/06	L	28-29	Baltimore	49,572
9/13	L	3-13	at Philadelphia	71,099
9/21	L	21-35	Dallas	60,311
9/27	L	21-27	at Pittsburgh OT	53,344
10/04	W	33-17	Kansas City	55,931
10/11	L	24-28	at NY Jets	55,093
10/18	W	38-10	Houston	60,474
10/25	L	22-24	at Washington	50,394
11/01	L	17-27	at Oakland	44,246
11/08	L	27-30	Miami OT	60,436
11/15	L	6-17	NY Jets	45,342
11/22	L	17-20	at Buffalo	71,593
11/29	L	20-27	St. Louis	39,946
12/06	L	14-24	at Miami	50,421
12/13	L	10-19	Buffalo	42,549
12/20	L	21-23	at Baltimore	17,073

Team Statistics

	PATS	OPP
TOTAL FIRST DOWNS	306	328
By Rushing	124	160
By Passing	166	148
By Penalty	16	20
Third Down: Md/Att.	77/208	100/230
Third Down: Eff.	37.0	43.5
TOTAL NET YARDS	5623	5827
Avg. per Game	351.4	364.2
Total Offensive Plays	1026	1103
Avg. per Play	5.5	5.3
NET YARDS RUSHING	2040	2950
Total Rushing Plays	499	644
Avg. per Rush	4.1	4.5
Avg. per Game	127.5	184.4
NET YARDS PASSING	3583	2877
Avg. per Game	223.9	179.8
Sacked/Yards Lost	45/321	20/175
Gross Yards Passing	3904	3052
Att./Completions	482/254	439/243
Completion Pct.	52.7	55.3
Had Intercepted	34	16
PUNTS/AVERAGE	75/39.3	74/38.8
NET PUNTING AVG.	31.8	34.5
PENALTIES/YARDS	88/725	86/763
FUMBLES/BALLS LOST	32/16	34/17
TOUCHDOWNS	40	42
Rushing	23	20
Passing	17	18
Returns	0	4
Score by Periods	1 2 3 4 OT Total	
Patriots	68 92 67 95 0	322
Opponents	78 117 90 76 9	370
SCORING	TD Ru Pa Rt PAT FG S TP	
Smith	0 0 0 0 37/39	15/24 0 82
Collins	7 7 0 0 0	0 0 42
Morgan	6 0 0 0 0	0 0 36
Hasselbeck	6 0 0 0 0	0 0 36
Cunningham	4 4 0 0 0	0 0 24
Cavanaugh	3 3 0 0 0	0 0 18
Ferguson	3 3 0 0 0	0 0 18
Tatupu	3 2 1 0 0	0 0 18
Calhoun	2 2 0 0 0	0 0 12
Grogan	2 2 0 0 0	0 0 12
Westbrook	2 0 2 0 0	0 0 12
Pennywell	1 0 1 0 0	0 0 6
Johnson	1 0 1 0 0	0 0 6
Team	0 0 0 0 0/1	0 0 0
PATRIOTS	40 23 17 0 37/40	15/24 0 322
Opponent	42 20 18 4 39/41	25/39 2 370

RUSHING	NO	YDS	AVG	LG	TD
Collins	204	873	4.3	29	7
Ferguson	78	340	4.4	19t	3
Cunningham	86	269	3.1	12	4
Calhoun	57	205	3.6	33	2
Tatupu	38	201	5.3	43	2
Cavanaugh	17	92	5.4	11	3
Grogan	12	49	4.1	24t	2
Morgan	2	21	10.5	11	0
Pennywell	1	3	3.0	3	0
Johnson	2	1	0.5	5	0
Jackson	2	-14	-7.0	-5	0
Patriots	499	2040	4.1	43	23
Opponents	644	2950	4.6	75t	20

RECEIVING	NO	YOS	AVG	LG	TD
Hasselbeck	46	808	17.6	51	6
Morgan	44	1029	23.4	76t	6
Jackson	39	669	17.2	45	0
Johnson	39	429	11.0	36	1
Collins	26	232	9.0	22	0
Tatupu	12	132	11.0	41	1
Cunningham	12	92	7.7	12	0
Dawson	7	126	18.0	42	0
Westbrook	7	122	17.4	32	2
Calhoun	7	71	10.1	20	0
Toler	5	70	14.0	23	0
Ferguson	4	39	9.8	20	0
Pennywell	3	49	16.3	22t	1
Grogan	2	27	13.5	16	0
Cavanaugh	1	9	9.0	9	0
Patriots	254	3904	15.4	76t	17
Opponents	243	3052	12.6	55	18

INTERCEPTIONS	NO	YOS	AVG	LG	TD
Sanford	3	28	9.3	21	0
Fox	3	20	6.7	20	0
Clayborn	2	39	19.5	39	0
James	2	29	14.5	21	0
Buben	1	49	49.0	49	0
Hawkins	1	16	16.0	16	0
Zamberlin	1	11	11.0	11	0
Haynes	1	3	3.0	3	0
Shoate	1	0	0.0	0	0
K. Lee	1	0	0.0	0	0
Patriots	16	195	12.2	49	0
Opponents	34	570	16.8	67	1

PUNTING	NO	YOS	AVG	TB	IN20	LG	BLK
Camarillo	47	1959	41.7	9	12	75	0
Hubach	19	726	38.2	2	56	0	0
Hartly	9	266	30.0	2	41	0	0
Patriots	75	2951	39.3	13	14	75	0
Opp.	74	2872	38.8	6	22	65	0

KICK RETURNS	NO	YDS	AVG	LG	TD
Collins	39	773	19.8	30	0
Toler	9	148	16.4	32	0
Sanford	4	82	20.5	27	0
Johnson	3	53	17.7	19	0
Dombroski	2	45	22.5	24	0
Calhoun	2	38	19.0	22	0
K. Lee	2	20	10.0	16	0
Ivory	1	19	19.0	19	0
Hasselbeck	1	7	7.0	7	0
Matthews	1	5	5.0	5	0
Hamilton	1	0	0.0	0	0
Patriots	65	1190	18.3	32	0
Opponents	68	1326	19.5	53	0

Sacks: McGee 5.5, Bishop 4.5, Lee 3.0, Adams 3.0, Shoate 2.0, Hawkins 1.0, Hamilton 1.0. Patriots 20.0, Opponents 45.

FIELD GOALS	1-19	20-29	30-39	40-49	50+
Smith	0-0	7-7	2-6	5-7	1-4
Patriots	0-0	7-7	2-6	5-7	1-4
Opp.	1-1	11-12	6-10	6-14	1-2

Smith: (50w,39w) (22G) (43s) (-) (50G, 43G) (22G) (32w,21G) (25G,22G,46G, 53s) (38G) (27G,34G) (42G,29G) (43G, 35b) (39w) (49G, 50G) (42G) (-).

1981 AFC Eastern Division						
TEAM	W	L	T	PCT.	PF	PA
Miami	11	4	1	.719	345	275
NY Jets*	10	5	1	.656	355	287
Buffalo	10	6	0	.625	311	276
Baltimore	2	14	0	.125	259	533
Patriots	2	14	0	.125	322	370

*Wild Card
AFC Championship: at Cincinnati 27, San Diego 7

Super Bowl XVI: San Francisco 26, Cincinnati 21; Pontiac, MI

1981 Coaching Staff: Raymond Berry, Receivers, Gino Cappelletti, Special Teams, Bobby Griener, Offensive Backfield, Rick Lantz, Linebackers, Babe Parilli, Quarterbacks, Jim Ringo, Offensive Line, Dick Roach, Defensive Backs, Fritz Shurmur, Defensive Coordinator/Line.

PASSING	ATT	CMP	YARDS	CMP%	YDS/ATT	TD	TD%	INT	INT%	LG	SK/YDS	RATING
Cavanaugh	219	115	1633	52.5	7.46	5	2.3	13	5.9	65	24/165	59.8
Grogan	216	117	1859	54.2	8.61	7	3.2	16	7.4	76t	19/137	63.0
Owen	36	15	218	41.7	6.05	1	2.8	4	11.1	28	2/19	25.0
Johnson	9	7	194	77.7	21.5	4	44.0	1	11.1	66t	0/0	258.6
Jackson	1	0	0	0.0	0.00	0	0.0	0	0.0	0	0/0	--
Collins	1	0	0	0.0	0.00	0	0.0	0	0.0	0	0/0	--
Patriots	482	254	3904	52.7	8.10	17	3.5	34	7.0	76t	45/321	62.1
Opps.	439	243	3052	55.3	6.95	18	4.1	16	3.6	55	20/175	75.7



1982 FINAL OFFENSIVE STATISTICS (5-4)

Head Coach: Ron Meyer (5-4) • Third in AFC-East • Home Stadium: Schaefer Stadium

DATE	W/L	SCORE	OPPONENT	ATTENDANCE
9/12	W	24-13	at Baltimore	39,055
9/19	L	7-31	NY Jets	53,515
11/21	L	7-10	at Cleveland	47,281
11/28	W	29-21	Houston	33,602
12/05	L	13-26	at Chicago	36,973
12/12	W	3-0	Miami	25,716
12/19	W	16-0	at Seattle	53,457
12/26	L	14-37	at Pittsburgh	50,515
1/2/83	W	30-19	Buffalo	36,218
AFC Playoff				
1/8/83	L	13-28	at Miami	68,842

RUSHING	NO	YDS	AVG	LG	TD
Collins	164	632	3.9	54	1
van Eeghen	82	386	4.7	17	0
Tatupu	30	168	5.6	26	0
Weathers	24	83	3.5	18	1
Grogan	9	42	4.7	19	1
Cunningham	9	21	2.3	4	0
Ferguson	1	5	5.0	5	0
Toler	1	4	4.0	4	0
Cavanaugh	2	3	1.5	3	0
Morgan	2	3	1.5	3	0
Patriots	324	1347	4.2	54	3
Opponents	315	1289	4.1	48	9

Sacks: Blackmon 4.5, Sims 3.0, Adams 2.0, James 2.0, Weishuhn 2.0, Williams, L. 2.0, McGrew 1.5, Crump 1.0, Henson 1.0, Zamberlin 1.0. Team 20.0, Opponents 15.0.

FIELD GOALS	1-19	20-29	30-39	40-49	50+
Smith	0-1	2-2	2-2	1-3	0-0
Miller	0-0	2-2	0-1	0-0	0-0
Robinson	1-1	0-1	0-0	0-0	0-0
Patriots	0-1	5-5	2-4	1-3	0-0
Opp.	0-0	4-4	2-3	4-5	0-3

Robinson: (24G) (-) (33). **Miller:** (23G,25G) (36b). **Smith:** (18G,33G) (21G,41b,37G, 48b,23G) (-) (42G).

Opponents: (49G,37wr,30G) (30G) (24G) (52s) (53w,43G) (45b) (52B) (21G, 25G,44G) (46G,25G).

Team Statistics

	PATS	OPP
TOTAL FIRST DOWNS	146	185
By Rushing	74	87
By Passing	63	88
By Penalty	9	10
Third Down: Md/Att.	37/109	47/122
Third Down: Eff.	33.9	38.5
Fourth Down: Md/Att.	4/7	5/8
Fourth Down: Eff.	57.1	62.5
TOTAL NET YARDS	2633	2808
Avg. per Game	292.6	312.0
Total Offensive Plays	526	602
Avg. per Play	5.0	4.6
NET YARDS RUSHING	1347	1289
Total Rushing Plays	324	315
Avg. per Rush	4.2	4.1
Avg. per Game	149.7	143.2
NET YARDS PASSING	1286	1519
Avg. per Game	142.9	168.8
Sacked/Yards Lost	15/134	20/172
Gross Yards Passing	1420	1691
Att./Completions	187/93	267/142
Completion Pct.	49.7	53.2
Had Intercepted	9	12
PUNTS/AVERAGE	49/43.7	43/39.7
NET PUNTING AVG.	37.7	33.7
PENALTIES/YARDS	53/412	39/290
FUMBLES/BALLS LOST	16/8	19/11
TOUCHDOWNS	17	18
Rushing	3	9
Passing	12	9
Returns	2	0

Score by Periods	1	2	3	4	OT	Total
Patriots	23	33	37	50		143
Opponents	34	49	13	61		157

SCORING	TD	Ru	Pa	Rt	PAT	FG	S	TP
Smith	0	0	0	6/7	5/8	0	0	21
Collins	3	1	2	0	0	0	0	18
Morgan	3	0	3	0	0	0	0	18
Toler	2	0	2	0	0	0	0	12
Miller	0	0	0	0	4/4	2/3	0	10
Robinson	0	0	0	0	5/5	1/2	0	8
Bradshaw	1	0	1	0	0	0	0	6
Brown	1	0	1	0	0	0	0	6
Dawson	1	0	1	0	0	0	0	6
Grogan	1	1	0	0	0	0	0	6
Hasselbeck	1	0	1	0	0	0	0	6
Sanford	1	0	0	1	0	0	0	6
R. Smith	1	0	0	1	0	0	0	6
van Eeghen	1	0	1	0	0	0	0	6
Weathers	1	1	0	0	0	0	0	6
Crump	0	0	0	0	0	0	1	2
Team	0	0	0	0	0/1	0	0	0
Patriots	17	3	12	2	15/18	8/13	1	143
Opponent	18	9	9	0	17/18	10/15	1	157

PASSING	ATT	CMP	YARDS	CMP%	YDS/ATT	TD	TD%	INT	INT%	LG	SK/YDS	RATING
Grogan	122	66	930	54.1	7.62	7	5.7	4	3.3	62t	8/48	84.4
Cavanaugh	60	27	490	45.0	8.17	5	8.3	5	8.3	75t	7/86	66.7
Flick	5	0	0	0.0	0.00	0	0.0	0	0.0	-	0/0	--
Patriots	187	93	1420	49.7	7.59	12	6.4	9	4.8	75t	15/134	76.5
Opps.	267	142	1691	53.2	6.33	9	3.4	12	4.5	46t	20/172	65.3

1982 AFC Eastern Division

TEAM	W	L	T	PCT.	PF	PA
LA Raiders	8	1	0	.889	260	200
Miami	7	2	0	.778	198	131
Cincinnati	7	2	0	.778	232	177
Pittsburgh	6	3	0	.667	204	146
San Diego	6	3	0	.667	288	221
NY Jets	6	3	0	.667	245	166
Patriots	5	4	0	.556	143	157
Cleveland	4	5	0	.444	140	182
Buffalo	4	5	0	.444	150	154
Seattle	4	5	0	.444	127	147
Kansas City	3	6	0	.333	176	184
Denver	2	7	0	.222	148	226
Houston	1	8	0	.111	136	245
Baltimore	0	8	1	.056	113	236

Note: As a result of a 57-day players' strike, the 1982 NFL regular season was reduced from 16 weeks to nine.

AFC Championship: at Miami 14, NY Jets 0
Super Bowl XVII: Washington 27, Miami 17, Pasadena, CA

1982 Coaching Staff: Tommy Brasher, Linebackers, Clev Bryant, Offensive Backfield, LeBaron Caruthers, Strength/ Conditioning, Steve Endicott, Receivers, Lew Erber, QB's/Offensive Coordinator, Jim Mora, Defensive Coordinator, Bill Muir, Offensive Line, Dante Scarnecchia, Special Teams/TE's, Steve Sidwell, Linebackers, Steve Walters, Defensive Backs.

**1983 FINAL OFFENSIVE STATISTICS (8-8)**

Head Coach: Ron Meyer (8-8) • Second in AFC-East • Home Stadium: Sullivan Stadium

DATE	W/L	SCORE	OPPONENT	ATTENDANCE
9/04	L	23-29	Baltimore (OT)	45,526
9/11	L	24-34	at Miami	59,343
9/18	W	23-13	NY Jets	43,182
9/25	W	28-23	at Pittsburgh	58,282
10/02	L	13-33	San Francisco	54,293
10/09	L	7-12	at Baltimore	35,618
10/16	W	37-21	San Diego	59,016
10/23	W	31-0	at Buffalo	60,424
10/30	L	13-24	at Atlanta	47,546
11/06	W	21-7	Buffalo	42,604
11/13	W	17-6	Miami	60,771
11/20	L	0-30	Cleveland	40,987
11/27	L	3-26	at NY Jets	48,620
12/04	W	7-0	New Orleans	24,579
12/11	W	21-7	at LA Rams	46,503
12/18	L	6-24	at Seattle	59,688

Team Statistics

	PATS	OPP
TOTAL FIRST DOWNS	284	326
By Rushing	130	129
By Passing	138	172
By Penalty	16	25
Third Down: Md/Att.	82/205	101/234
Third Down: Eff.	40.0	43.1
Fourth Down: Md/Att.	4/12	8/19
Fourth Down: Eff.	33.3	42.1

TOTAL NET YARDS	5311	5576
Avg. per Game	331.9	348.5
Total Offensive Plays	995	1102
Avg. per Play	5.3	5.1

NET YARDS RUSHING	2605	2281
Total Rushing Plays	538	549
Avg. per Rush	4.8	4.2
Avg. per Game	162.8	142.6

NET YARDS PASSING	2706	3295
Avg. per Game	169.1	205.9
Sacked/Yards Lost	45/334	39/270
Gross Yards Passing	3040	3565
Att./Completions	412/220	514/277
Completion Pct.	53.4	53.9
Had Intercepted	18	17

PUNTS/AVERAGE	81/44.6	78/42.0
----------------------	----------------	----------------

NET PUNTING AVG.	37.1	34.8
-------------------------	-------------	-------------

PENALTIES/YARDS	90/815	84/674
------------------------	---------------	---------------

FUMBLES/BALLS LOST	47/20	30/19
---------------------------	--------------	--------------

TOUCHDOWNS	36	31
Rushing	19	9
Passing	16	19
Returns	1	3

Score by Periods	1	2	3	4	OT	Total
Patriots	53	71	40	110	0	274
Opponents	47	110	67	59	6	289

SCORING	TD	Ru	Pa	Rt	PAT	FG	S	TP
Collins	10	10	0	0	0	0	0	60
Ramsey	6	0	6	0	0	0	0	36
Steinfert	0	0	0	0	16/17	6/15	0	34
Tatupu	5	4	1	0	0	0	0	30
Smith	0	0	0	0	12/15	3/6	0	21
C. Weathers	3	0	3	0	0	0	0	18
Grogan	2	2	0	0	0	0	0	12
Morgan	2	0	2	0	0	0	0	12
Starring	2	0	2	0	0	0	0	12
van Eeghen	2	2	0	0	0	0	0	12
Dawson	1	0	1	0	0	0	0	6
Jones	1	0	1	0	0	0	0	6
R. Weathers	1	1	0	0	0	0	0	6
Weishuhn	1	0	0	1	0	0	0	6
Zendejas	0	0	0	0	3/4	0/1	0	3
PATRIOTS	36	19	16	1	31/36	9/22	0	274
Opponent	31	9	19	3	29/30	24/31	0	289

RUSHING	NO	YDS	AVG	LG	TD	KICK RETURNS	NO	YDS	AVG	LG	TD
Collins	219	1049	4.8	50t	10	R. Smith	42	916	21.8	53	0
Tatupu	106	578	5.5	55	4	R. Weathers	3	68	22.7	29	0
R. Weathers	73	418	5.7	77	1	C. Weathers	3	58	19.3	33	0
van Eeghen	95	358	3.8	11	2	Jones	4	63	15.8	23	0
Grogan	23	108	4.7	17	2	Lee	4	40	10.0	19	0
Eason	19	39	2.1	12	0	Golden	1	10	10.0	10	0
C. Weathers	1	28	28.0	28	0	Patriots	57	1155	20.3	53	0
Kerrigan	1	14	14.0	14	0	Opponents	56	1182	19.3	60	0
Morgan	1	13	13.0	13	0						

RECEIVING	NO	YDS	AVG	LG	TD	FIELD GOALS	1-19	20-29	30-39	40-49	50+
Morgan	58	863	14.9	50t	2	Steinfert	0-0	3-4	3-5	0-6	0-0
Collins	27	257	9.5	20	0	Smith	0-0	1-1	1-4	1-1	0-0
Ramsey	24	335	14.0	39	6	Zendejas	0-0	0-0	0-0	0-1	0-0
R. Weathers	23	212	9.2	19	0	Patriots	0-0	4-5	4-9	1-8	0-0
Jones	20	323	16.2	30	1	Opp.	2-2	12-13	6-8	1-2	3-6
C. Weathers	19	379	19.9	58t	3						
Starring	17	389	22.9	76t	2	Smith: (36wr,33wl,39G) (22G) (43G) (-)					
van Eeghen	10	102	10.2	23	0	1 (37wr). Steinfert: (41wl) (35G,20G,32G)					
Tatupu	10	97	9.7	17	1	3 (47wl,48wr, 22G) (-) (46b) (44wr,20G) (-)					
Dawson	9	84	9.3	14	1	2 (39wl,33G) (37s,48wl,24wl). Zendejas: (41wl)					
Hasselbeck	1	7	7.0	7	0	(-)					
B. Williams	1	0	0.0	0	0	Opponents: (25G,52G,33G) (28G,23G) (-)					
Grogan	1	-8	-8.0	-8	0	0 (20G,34G,28G) (45G,35G,36G,24G) (52G) (-)					
Patriots	220	3040	13.8	76t	16	0 (54wl,47wl) (23G) (24wl) (52G,29G,53wl)					
Opponents	277	3565	12.9	68t	19	0 (22G,20G,20G) (18G, 34G,35G,19G) (35wl)					

INTERCEPTIONS	ND	YDS	AVG	LG	TD
Sanford	7	24	3.4	16	0
James	5	99	19.8	46	0
Marion	2	4	2.0	4	0
Blackmon	1	39	39.0	39	0
Nelson	1	6	6.0	6	0
McGrew	1	3	3.0	3	0
Weishuhn	0	27	-	27t	1
Patriots	17	202	11.9	46	1
Opponents	18	361	20.1	65t	1

PUNTING	NO	YDS	AVG	TB	IN20	LG	BLK
Camarillo	81	3615	44.6	11	25	70	0
Patriots	81	3615	44.6	11	25	70	0
Opp.	78	3273	42.0	8	21	62	0

PUNT RETURNS	NO	FC	YOS	AVG	LG	TD
R. Smith	38	12	398	10.5	55	0
C. Weathers	4	0	1	0.3	3	0
Sanford	1	2	0	0.0	0	0
Lee	1	0	0	0.0	0	0
Patriots	44	14	399	9.1	55	0
Opponents	48	6	392	8.2	22	0

AFC Championship: at LA Raiders 30, Seattle 14

Super Bowl XVIII: LA Raiders 38, Washington 9, at Tampa, Fla.

1983 Coaching Staff: Tommy Brasher, Linebackers, Cleve Bryant, Offensive Backfield, LeBaron Caruthers, Strength/ Conditioning, Steve Endicott, Receivers, Lew Erber, QB's/Offensive Coordinator, Bill Muir, Offensive Line, Rod Rust, Defensive Coordinator, Dante Scarnecchia, Special Teams/TE's, Steve Sidwell, Linebackers, Steve Walters, Defensive Backs.

PASSING	ATT	CMP	YARDS	CMP%	YDS/ATT	TD	TD%	INT	INT%	LG	SK/YDS	RATING
Grogan	303	168	2411	55.4	7.95	15	4.9	12	3.9	76t	29/195	81.4
Eason	95	46	557	48.4	5.86	1	1.0	5	5.2	35	16/139	48.8
Kerrigan	14	6	72	42.9	5.14	0	0.0	1	7.1	19	0/0	29.5
Patriots	412	220	3040	53.4	7.37	16	4.3	18	4.3	76t	45/334	72.1
Opps.	514	277	3565	53.9	6.93	19	3.6	17	3.3	68t	39/270	74.4



1984 OFFENSIVE STATISTICS (9-7)

Head Coach: Ron Meyer (5-3) Raymond Berry (4-4) • Second in AFC-East • Home Stadium: Sullivan Stadium

DATE	W/L	SCORE	OPPONENT	ATTENDANCE
9/02	W	21-17	at Buffalo	48,528
9/09	L	7-28	at Miami	66,083
9/16	W	38-23	Seattle	43,140
9/23	L	10-26	Washington	60,503
9/30	W	28-21	at NY Jets	68,978
10/07	W	17-16	at Cleveland	53,036
10/14	W	20-14	Cincinnati	48,154
10/21	L	24-44	Miami	60,711
10/28	W	30-20	NY Jets	60,513
11/04	L	19-26	at Denver	74,908
11/11	W	38-10	Buffalo	43,313
11/18	W	50-17	at Indianapolis	60,009
11/22	L	17-20	Dallas	56,341
12/02	L	10-33	St. Louis	53,558
12/09	L	17-27	at Philadelphia	41,581
12/16	W	16-10	Indianapolis	22,383

Team Statistics

	PATS	OPP
TOTAL FIRST DOWNS	315	311
By Rushing	104	109
By Passing	186	182
By Penalty	25	20
Third Down: Md/Att.	83/214	90/255
Third Down: Eff.	39.0	40.0
Fourth Down: Md/Att.	4/5	9/18
Fourth Down: Eff.	80.0	50.0
TOTAL NET YARDS	5263	5100
Avg. per Game	328.9	318.7
Total Offensive Plays	1048	1066
Avg. per Play	5.0	4.8
NET YARDS RUSHING	2032	1886
Total Rushing Plays	482	498
Avg. per Rush	4.2	3.8
Avg. per Game	127.0	117.8
NET YARDS PASSING	3231	3214
Avg. per Game	201.9	200.8
Sacked/Yards Lost	66/454	55/452
Gross Yards Passing	3685	3666
Att/Completions	500/292	513/283
Completion Pct.	58.4	55.2
Had Intercepted	14	17
PUNTS/AVERAGE	92/42.4	83/40.3
NET PUNTING AVG.	35.0	33.4
PENALTIES/YARDS	86/674	87/773
FUMBLES/BALLS LOST	29/15	33/8
TOUCHDOWNS	42	42
Rushing	15	11
Passing	26	25
Returns	1	6

Score by Periods	1	2	3	4	OT	Total
Patriots	68	74	108	112	0	362
Opponents	78	115	84	75	0	352

SCORING	TD	Ru	Pa	Rt	PAT	FG	S	TP
Franklin	0	0	0	0	42/42	22/28	0	108
Ramsey	7	0	7	0	0	0	0	42
Collins	5	5	0	0	0	0	0	30
Eason	5	5	0	0	0	0	0	30
Morgan	5	0	5	0	0	0	0	30
Dawson	4	0	4	0	0	0	0	24
Starrng	4	0	4	0	0	0	0	24
Tatupu	4	4	0	0	0	0	0	24
Jones	3	0	2	1	0	0	0	18
C. Weathers	2	0	2	0	0	0	0	12
C. James	1	1	0	0	0	0	0	6
Robinson	1	0	1	0	0	0	0	6
Fryar	1	0	1	0	0	0	0	6
R. James	0	0	0	0	0	0	1	2
PATRIOTS	42	15	26	1	42/42	22/28	1	362
Opponent	42	11	25	6	37/42	21/31	0	352

RUSHING	NO	YDS	AVG	LG	TD
C. James	160	790	4.9	73	1
Tatupu	133	553	4.2	20t	4
Collins	138	550	4.0	21	5
Eason	40	154	3.9	25t	5
Grogan	7	12	1.7	13	0
Fryar	2	-11	-5.5	0	0
Starrng	2	-16	-8.0	0	0
Patriots	482	2032	4.2	73	15
Opponents	498	1886	3.8	53	11

RECEIVING	NO	YDS	AVG	LG	TD
Ramsey	66	792	12.0	34	7
Starrng	46	657	14.3	65t	4
Dawson	39	427	10.9	27	4
Morgan	38	709	18.7	76t	5
C. James	22	159	7.2	16	0
Jones	19	244	12.8	22	2
Tatupu	16	159	9.9	24	0
Collins	16	100	6.2	19	0
Fryar	11	164	14.9	26	1
C. Weathers	8	115	14.4	29	2
Hawthorne	7	127	18.1	26	0
Robinson	4	32	8.0	17	1
Patriots	292	3685	12.6	76t	26
Opponents	283	3666	13.0	68t	25

INTERCEPTIONS	NO	YDS	AVG	LG	TD
Clayborn	3	102	34.0	85	0
Lippett	3	23	7.7	13	0
Marion	2	39	19.5	26	0
R. James	2	14	7.0	14	0
Gibson	2	4	2.0	4	0
Sanford	2	2	1.0	2	0
Dombroski	1	23	23.0	23	0
Blackmon	1	3	3.0	3	0
Nelson	1	0	0.0	0	0
Patriots	17	210	12.4	85	0
Opponents	14	237	16.9	86t	3

PUNTING	NO	YDS	AVG	TB	IN20	LG	BLK
Camarillo	48	2020	42.1	7	12	61	0
Prestridge	44	1884	42.8	5	8	89	0
Patriots	92	3904	42.4	12	20	89	0
Opp.	83	3345	40.3	7	17	64	0

PUNT RETURNS	NO	FC	YDS	AVG	LG	TD
Fryar	36	10	347	9.6	55	0
Starrng	10	1	73	7.3	16	0
C. Weathers	1	0	7	7.0	7	0
Gibson	1	0	3	3.0	3	0
Sanford	0	2	0	0.0	0	0
R. James	0	2	0	0.0	0	0
Patriots	48	15	430	9.0	55	0
Opponents	45	12	442	9.8	47t	1

Sacks: Tippet 18.5, Owens 6.5, Williams, T. 6.0, Blackmon 5.0, Adams 4.0, Nelson 4.0, Sims 3.5, Henson 2.0, Rogers 2.0, Williams L. 1.5, Marion 1.0, McGrew 0.5, Rembert 0.5.
Team 55.0 Opp. 66.0.

FIELD GOALS	1-19	20-29	30-39	40-49	50+
Franklin	2-2	10-10	4-7	6-8	0-1
Patriots	2-2	10-10	4-7	6-8	0-1
Opp.	2-2	9-9	4-8	5-10	1-2

Franklin: (-) (-) (32G) (44s,22G) (33wl, 49wl) (45G) (20G,27G) (48G) (20G,27G, 47G)(30G,40G,36wr,47G,19G) (21G) (28G,40G) (29G,56s) (19G) (24G,38wl) (21G,34G,36G).

1984 AFC Eastern Division

TEAM	W	L	T	PCT.	PF	PA
Miami	14	2	0	.875	513	298
Patriots	9	7	0	.563	362	352
NY Jets	7	9	0	.438	332	364
Indianapolis	4	12	0	.250	239	414
Buffalo	2	14	0	.125	250	454

AFC Championship: at Miami 45, Pittsburgh 28
Super Bowl XIX: San Francisco 38, Miami 16; at Stanford, CA

1984 Coaching Staff: Tommy Brasher, Linebackers, Clev Bryant, Offensive Backfield, LeBaron Caruthers, Strength/ Conditioning, Steve Endicott, Receivers, Lew Erber, QB's/Offensive Coordinator, Bill Muir, Offensive Line, Rod Rust, Defensive Coordinator, Dante Scarnecchia, Special Teams/TE's, Steve Sidwell, Linebackers, Steve Walters, Defensive Backs.

PASSING	ATT	CMP	YARDS	CMP%	YDS/ATT	TD	TD%	INT	INT%	LG	SK/YDS	RATING
Eason	431	259	3228	60.1	7.49	23	5.3	8	1.8	76t	59/409	93.4
Grogan	68	32	444	47.1	6.53	3	4.4	6	8.8	65t	7/45	46.4
Kerrigan	1	1	13	100.0	13.0	0	0.0	0	0.0	13	0/0	139.6
Patriots	500	292	3685	58.4	7.37	26	5.2	14	2.8	76t	66/454	87.1
Opps.	513	283	3666	55.2	7.14	25	4.9	17	3.3	68t	55/452	80.3



1985 FINAL OFFENSIVE STATISTICS (11-5)

Head Coach: Raymond Berry (11-5) • Tied for Second in AFC-East • Home Stadium: Sullivan Stadium

DATE	W/L	SCORE	OPPONENT	ATTENDANCE
9/08	W	26-20	Green Bay	49,488
9/15	L	7-20	at Chicago	60,533
9/22	W	17-14	at Buffalo	40,334
9/29	L	20-35	LA Raiders	60,686
10/06	L	20-24	at Cleveland	62,139
10/13	W	14-3	Buffalo	40,462
10/20	W	20-13	NY Jets	58,163
10/27	W	32-14	at Tampa Bay	34,661
11/03	W	17-13	Miami	58,811
11/10	W	34-15	Indianapolis	54,176
11/17	W	20-13	at Seattle	60,345
11/24	L	13-16	at NY Jets OT	74,100
12/01	W	38-31	at Indianapolis	56,740
12/08	W	23-6	Detroit	59,078
12/16	L	27-30	at Miami	69,489
12/22	W	34-23	Cincinnati	57,953
AFC PLAYOFF				
12/28	W	26-14	at NY Jets	70,598
1/5/86	W	27-20	at LA Raiders	88,936
1/12/86	W	31-14	at Miami	74,978
SUPER BOWL XX				
1/26/86	L	10-46	vs. Chicago	73,818

Team Statistics

	PATS	OPP
TOTAL FIRST DOWNS	294	284
By Rushing	126	92
By Passing	153	168
By Penalty	15	24
Third Down: Md/Att.	83/223	74/227
Third Down: Eff.	37.0	33.0
Fourth Down: Md/Att.	4/10	5/15
Fourth Down: Eff.	40.0	33.0
TOTAL NET YARDS	5499	4714
Avg. per Game	343.7	294.6
Total Offensive Plays	1061	1042
Avg. per Play	5.2	4.5
NET YARDS RUSHING	2331	1655
Total Rushing Plays	565	466
Avg. per Rush	4.1	3.6
Avg. per Game	145.7	103.4
NET YARDS PASSING	3168	3059
Avg. per Game	198.0	191.2
Sacked/Yards Lost	39/315	51/334
Gross Yards Passing	3483	3393
Att./Completions	457/255	525/262
Completion Pct.	55.8	49.9
Had Intercepted	22	23
PUNTS/AVERAGE	92/42.9	97/40.5
NET PUNTING AVG.	33.7	32.5
PENALTIES/YARDS	114/842	83/699
FUMBLES/BALLS LOST	37/20	35/24
TOUCHDOWNS	41	32
Rushing	15	15
Passing	20	14
Returns	6	3
Score by Periods	1 2 3 4 OT	Total
Patriots	54 115 44 149	0 362
Opponents	75 64 56 92	3 290

SCORING	TD	Ru	Pa	Rt	PAT	FG	S	TP
Franklin	0	0	0	0	40	4124/30	0	112
Fryar	10	1	7	2	0	0	0	60
C. James	7	5	2	0	0	0	0	42
Collins	5	3	2	0	0	0	0	30
Morgan	5	0	5	0	0	0	0	30
Jones	3	0	2	1	0	0	0	18
Grogan	2	2	0	0	0	0	0	12
Tatupu	2	2	0	0	0	0	0	12
Eason	1	1	0	0	0	0	0	6
Weathers	1	1	0	0	0	0	0	6
Hawthorne	1	0	1	0	0	0	0	6
D. Ramsey	1	0	1	0	0	0	0	6
Tippett	1	0	0	1	0	0	0	6
Rembert	1	0	0	1	0	0	0	6
Clayborn	1	0	0	1	0	0	0	6
Blackmon	1	0	0	1	0	0	0	6
PATRIOTS	41	15	20	6	40	4124/30	2	362
Opponent	32	15	14	3	30	3222/25	1	290

RUSHING	NO	YOS	AVG	LG	TD
C. James	263	1227	4.7	65t	5
Collins	163	657	4.0	28	3
Weathers	41	174	4.2	42t	1
Tatupu	47	152	3.2	11	2
Eason	22	70	3.2	23	1
Grogan	20	29	1.5	12	2
Fryar	7	27	3.9	13	1
Morgan	1	0	0.0	0	0
Franklin	1	-5	-5.0	-5	0
Patriots	565	2331	4.1	65t	15
Opponents	466	1655	3.6	24	15

RECEIVING	NO	YOS	AVG	LG	TD
Collins	52	549	10.6	49	2
Morgan	39	760	19.5	50t	5
Fryar	39	670	17.2	56	7
D. Ramsey	28	285	10.2	26	1
C. James	27	360	13.3	90t	2
Jones	21	237	11.3	29t	2
Starring	16	235	14.7	40	0
Dawson	17	148	8.7	26	0
D. Williams	9	163	18.1	30	0
Hawthorne	3	42	14.0	28t	1
Weathers	2	18	9.0	13	0
Tatupu	2	16	8.0	15	0
Patriots	255	3483	13.7	90t	20
Opponents	262	3393	13.0	88t	14

INTERCEPTIONS	NO	YOS	AVG	LG	TD
Marion	7	189	27.0	83	0
Clayborn	6	80	13.3	38	1
R. James	4	51	12.8	39	0
Lippett	3	93	31.0	58	0
Blackmon	1	14	14.0	14	0
McGrew	1	0	0.0	0	0
McSwain	1	0	0.0	0	0
Patriots	23	427	18.6	83	1
Opponents	22	243	11.0	38t	2

PUNTING	NO	YOS	AVG	TB	INT	LG	BLK
Camarillo	92	3953	43.0	13	17	75	0
Patriots	92	3953	43.0	13	17	75	0
Opp.	97	3925	40.5	11	26	64	0

PUNT RETURNS	NO	FC	YOS	AVG	LG	TD
Fryar	37	15	520	14.1	85t	2
R. James	2	0	13	6.5	13	0
Starring	2	0	0	0.0	0	0
Marion	0	1	0	0.0	0	0
Bowman	1	0	-3	-3.0	-3	0
Patriots	42	16	530	12.6	85t	2
Opponents	56	7	597	10.7	46	0

1985 AFC Eastern Division

TEAM	W	L	T	PCT.	PF	PA
Miami	12	4	0	.750	428	320
NY Jets*	11	5	0	.688	393	264
Patriots*	11	5	0	.688	362	290
Indianapolis	5	11	0	.313	320	386
Buffalo	2	14	0	.125	200	381

AFC Championship: New England 31, at Miami 14

Super Bowl XX: Chicago 46, New England 10; at New Orleans, LA

1985 Coaching Staff: Dean Brittenham,

Strength/Conditioning, Jim Carr, Defensive Backfield, Bobby Grier, Offensive Backfield, Ray Hamilton, Asst. Defensive Line, Rod Humenuik, Asst. Head Coach/Offensive Line, Harold Jackson, Receivers, Eddie Khayat, Defensive Line, John Polonchek, QBs/Special Asst. to Head Coach, Rod Rust, Defensive Coordinator, Dante Scarnecchia, Special Teams/TE's, Don Shinnick, Linebackers, Les Steckel, Quarterbacks/Receivers.

PASSING	ATT	CMP	YARDS	CMP%	YDS/ATT	TD	TD%	INT	INT%	LG	SK/YDS	RATING
Eason	299	168	2156	56.2	7.2	11	3.7	17	5.7	90t	28/229	67.5
Grogan	156	85	1311	54.5	8.4	7	4.5	5	3.2	56	11/86	84.1
C. James	2	2	16	100.0	8.0	2	1.0	0	0.0	11t	0/0	452.1
Patriots	457	255	3483	55.8	7.6	20	4.4	22	4.8	90t	39/315	74.9
Opps.	525	262	3393	49.9	6.5	14	2.7	23	4.4	88t	51/334	61.2



1986 FINAL OFFENSIVE STATISTICS (11-5)

Head Coach: Raymond Berry (11-5) • First in AFC-East • Home Stadium: Sullivan Stadium

DATE	W/L	SCORE	OPPONENT	ATTENDANCE
9/07	W	33-3	Indianapolis	55,208
9/11	W	20-6	at NY Jets	72,422
9/21	L	31-38	Seattle	58,977
9/28	L	20-27	at Denver	75,804
10/05	W	34-7	Miami	60,689
10/12	L	24-31	NY Jets	60,342
10/19	W	34-0	at Pittsburgh	54,743
10/26	W	23-3	at Buffalo	77,808
11/02	W	25-17	Atlanta	60,597
11/09	W	30-21	at Indianapolis	56,890
11/16	W	30-28	at LA Rams	64,339
11/23	W	22-19	Buffalo	60,455
11/30	W	21-20	at New Orleans	58,259
12/07	L	7-31	Cincinnati	60,633
12/14	L	24-29	San Francisco	60,787
12/22	W	34-27	at Miami	74,516
AFC PLAYOFF				
1/4/87	L	17-22	at Denver	76,105

Team Statistics

TOTAL FIRST DOWNS		314	286			
By Rushing		77	118			
By Passing		202	153			
By Penalty		35	15			
Third Down: Md/Att.	77/227	79/219				
Third Down: Eff.	33.9	36.1				
Fourth Down: Md/Att.	8/11	7/12				
Fourth Down: Eff.	72.7	58.3				
TOTAL NET YARDS		5327	5181			
Avg. per Game		332.9	323.8			
Total Offensive Plays		1073	1031			
Avg. per Play		5.0	5.0			
NET YARDS RUSHING		1373	2203			
Total Rushing Plays		469	510			
Avg. per Rush		2.9	4.3			
Avg. per Game		85.8	137.7			
NET YARDS PASSING		3954	2978			
Avg. per Game		247.1	186.1			
Sacked/Yards Lost	47/367	48/346				
Gross Yards Passing		4321	3324			
Att./Completions	557/340	473/255				
Completion Pct.	61.0	53.9				
Had Intercepted	13	21				
PUNTS/AVERAGE		92/40.7	90/39.8			
NET PUNTING AVG.		33.1	33.4			
PENALTIES/YARDS		87/672	106/866			
FUMBLES/BALLS LOST		27/11	38/19			
TOUCHDOWNS		45	35			
Rushing		10	19			
Passing		29	15			
Returns		6	1			
Score by Periods						
	1	2	3	4	OT	Total
Patriots	82	102	99	129	0	412
Opponents	34	83	64	126	0	307

SCORING	TO	Ru	Pa	Rt	PAT	FG	S	TP
Franklin	0	0	0	0	44/45	32/41	0	140
Morgan	10	0	10	0	0	0	0	60
Collins	8	3	5	0	0	0	0	48
Fryar	7	0	6	1	0	0	0	42
C. James	4	4	0	0	0	0	0	24
Scott	3	0	3	0	0	0	0	18
Baty	2	0	2	0	0	0	0	12
Starring	2	0	2	0	0	0	0	12
Tatupu	2	1	0	1	0	0	0	12
Grogan	1	1	0	0	0	0	0	6
Jones	1	0	1	0	0	0	0	6
Marion	1	0	0	1	0	0	0	6
McSwain	1	0	0	1	0	0	0	6
Rembert	1	0	0	1	0	0	0	6
B. Williams	1	0	0	1	0	0	0	6
Weathers	1	1	0	0	0	0	0	6
PATRIOTS	45	10	29	6	44/45	32/41	1	412
Opponent	35	19	15	1	34/35	21/28	0	301

PASSING	ATT	CMP	YARDS	CMP%	YDS/ATT	TD	TD%	INT	INT%	LG	SK/YDS	RATING
Eason	448	276	3328	61.6	7.43	19	4.2	10	2.2	49	43/336	89.2
Grogan	102	62	976	60.8	9.57	9	8.8	2	2.0	69t	4/31	113.8
C. James	4	1	10	25.0	2.50	1	25.0	1	25.0	10t	0/0	39.6
Ramsey	3	1	7	33.3	2.33	0	0.0	0	0.0	7	0/0	42.2
Patriots	557	340	4321	61.0	7.76	29	5.2	13	2.3	69t	47/367	92.9
Opps.	473	255	3324	53.9	7.02	15	3.2	21	4.4	67t	48/346	68.4

RUSHING	NO	YDS	AVG	LG	TD	KICK RETURNS	NO	YDS	AVG	LG	TD
C. James	154	427	2.8	16	4	Starring	36	802	22.3	52	0
Collins	156	412	2.6	17	3	Fryar	10	192	19.2	33	0
Tatupu	71	172	2.4	13	1	Jones	4	63	15.8	20	0
Eason	35	170	4.9	26	0	Dupard	3	50	16.7	21	0
Fryar	4	80	20.0	31	0	Rembert	3	27	9.0	14	0
Weathers	21	58	2.8	16t	1	Hawthorne	2	13	6.5	13	0
Dupard	15	39	2.6	11	0	Patriots	58	1147	19.8	52	0
Grogan	9	23	2.6	10	1	Opponents	81	1480	18.3	39	0
Hawthorne	1	5	5.0	5	0	Sacks: Veris 11.0, Tippet 9.5, Blackmon 7.5, B. Williams 7.0 Rembert 4.0, Hodge 1.0, R. James 1.0, McGrew 1.0, Nelson 1.0, Owens 1.0, Reynolds 1.0, Ruth 1.0, Thomas 1.0, Sims 0.5, T. Williams 0.5. Patriots 48.0, Opponents 47.0.					
Starring	1	0	0.0	0	0						
Ramsey	1	-6	-6.0	-6	0						
Jones	1	-7	-7.0	-7	0						
Patriots	469	1373	2.9	31	10						
Opponents	510	2203	4.3	58t	19						

RECEIVING	NO	YDS	AVG	LG	TD	FIELD GOALS	1-19	20-29	30-39	40-49	50+
Morgan	84	1491	17.8	44t	10	Franklin	1/1	7/7	15/17	9/16	0/0
Collins	77	684	8.9	49	5	Patriots	1/1	7/7	15/17	9/16	0/0
Fryar	43	737	17.1	69t	6	Opp.	0/0	7/7	8/9	6/8	0/4
Baty	37	331	8.9	22	2	Franklin: (25G,38G,39G,49G) (49n,45G, 42G) (26G,36n) (42n,34G,37G) (21G, 31G) (45n,26G) (47n,31G,36G) (31G 47n,27G, 26G) (31G,32G,32G, 33G) (38G,31G,24G) (42G,45G,19G) (37G, 47G) (49n) (44n) (41G) (47G,44G,39n).					
Hawthorne	24	192	8.0	17	0	Opponents: (25G,57n) (33G,47G) (33G) (44G,34G) (55n) (47G) () (53n,26G) (41G,36n,53n) () (42n) (28G,33G,34G, 48G) (28G, 38G) (24G,44n) (20G,31G, 36G) (42G,21G)					
C. James	18	129	7.2	17	0						
Starring	16	295	18.4	47	2						
Tatupu	15	145	9.7	25	0						
Jones	14	222	15.9	28	1						
Scott	8	41	5.1	8t	3						
D. Williams	2	35	17.5	26	0						
Weathers	1	14	14.0	14	0						
Holloway	1	5	5.0	5	0						
Patriots	340	4321	12.7	69t	29						
Opponents	255	3324	13.0	67t	15						

INTERCEPTIONS	NO	YDS	AVG	LG	TD
Lippett	8	76	9.5	43	0
Clayborn	3	4	1.3	4	0
Marion	2	56	28.0	37t	1
McGrew	2	44	22.0	27	0
R. James	2	39	19.5	21	0
Nelson	2	21	10.5	17	0
Rembert	1	37	37.0	37	0
McSwain	1	3	3.0	3	0
Tippet	0	32	-	32	0
Patriots	21	312	14.9	69	1
Opponents	13	151	11.6	26	0

PUNTING	NO	YDS	AVG	TB	INT	LG	BLK
Camarillo	89	3746	42.1	7	16	64	3
Patriots	90	3746	42.1	7	16	64	3
Opp.	90	3585	39.8	9	21	73	3

PUNT RETURNS	NO	FC	YDS	AVG	LG	TD
Fryar	35	10	366	10.5	59t	1
Starring	6	0	18	3.0	12	0
Marion	1	1	12	12.0	12	0
R. James	0	1	0	0.0	0	0
Patriots	42	12	396	9.4	59t	1
Opponents	60	4	565	9.4	39	0

1986 AFC Eastern Division

TEAM	W	L	T	PCT.	PF	PA
Patriots	11	5	0	.688	412	307
NY Jets*	10	6	0	.625	364	386
Miami	8	8	0	.500	430	405
Buffalo	4	12	0	.250	287	348
Indianapolis	3	13	0	.188	229	400
*Wild Card						

AFC Championship: Denver 23, at Cleveland 20 OT

Super Bowl XXI: NY Giants 39, Denver 20, at Pasadena, CA

1986 Coaching Staff: Dean Brittenham, Strength/Conditioning, Jim Carr, Defensive Backfield, Bobby Grier, Offensive Backfield, Ray Hamilton, Asst. Defensive Line, Rod Humenuik, Asst. Head Coach/Offensive Line, Harold Jackson, Receivers, Eddie Khayat, Defensive Line, John Polonchek, QBs/Special Asst. to Head Coach, Rod Rust, Defensive Coordinator, Dante Scarnecchia, Special Teams/TE's, Don Shinnick, Linebackers, Les Steckel, Quarterbacks/Receivers.



1987 FINAL OFFENSIVE STATISTICS (8-7)

Head Coach: Raymond Berry (8-7) • Tied for Second in AFC-East • Home Stadium: Sullivan Stadium

DATE	W/L	SCORE	OPPONENT	ATTENDANCE
9/13	W	28-21	Miami	54,642
9/21	L	24-43	at NY Jets	70,847
9/27	Cancelled	Strike	at Washington	
10/04	L	10-20	Cleveland	14,830
10/11	W	14-7	Buffalo	11,878
10/18	W	21-7	at Houston	26,294
10/25	L	16-30	at Indianapolis	48,850
11/01	W	26-23	LA Raiders	60,664
11/08	L	10-17	at NY Giants	73,817
11/15	L	17-23	Dallas OT	60,567
11/22	W	24-0	at Indianapolis	56,906
11/29	L	31-34	Philadelphia OT	54,198
12/06	L	20-31	at Denver	75,794
12/13	W	42-20	NY Jets	60,617
12/20	W	13-7	at Buffalo	74,945
12/28	W	24-10	at Miami	61,192

Team Statistics

	PATS	OPP
TOTAL FIRST DOWNS	266	293
By Rushing	84	112
By Passing	158	159
By Penalty	24	22
Third Down: Md/Att.	81/219	84/228
Third Down: Eff.	36.9	36.8
Fourth Down: Md/Att.	9/14	11/23
Fourth Down: Eff.	64.2	47.8
TOTAL NET YARDS	4454	4877
Avg. per Game	296.9	325.1
Total Offensive Plays	986	1053
Avg. per Play	4.5	4.6
NET YARDS RUSHING	1771	1778
Total Rushing Plays	513	490
Avg. per Rush	3.5	3.6
Avg. per Game	118.1	118.5
NET YARDS PASSING	2683	3099
Avg. per Game	178.9	206.6
Sacked/Yards Lost	33/246	43/339
Gross Yards Passing	2929	3438
Att./Completions	440/236	520/273
Completion Pct.	53.6	52.5
Had Intercepted	18	21
PUNTS/AVERAGE	89/37.6	77/38.1
NET PUNTING AVG.	30.5	33.8
PENALTIES/YARDS	64/506	110/846
FUMBLES/BALLS LOST	36/13	42/21
TOUCHDOWNS	39	34
Rushing	12	13
Passing	22	17
Returns	5	4

Score by Periods	1	2	3	4	OT	Total
Patriots	76	11	72	61	0	320
Opponents	39	68	71	106	9	293

SCORING	TO	Ru	Pa	Ri	PAT	FG	S	TP
Franklin	0	0	0	0	37/38	15/26	0	82
Collins	6	3	3	0	0	0	0	36
Fryar	5	0	5	0	0	0	0	30
Dupard	3	3	0	0	0	0	0	18
Jones	3	0	3	0	0	0	0	18
Morgan	3	0	3	0	0	0	0	18
Starring	3	0	3	0	0	0	0	18
Baty	2	0	2	0	0	0	0	12
Grogan	2	2	0	0	0	0	0	12
Linne	2	0	2	0	0	0	0	12
Lippett	2	0	0	1	0	0	0	12
Scott	2	0	0	1	0	0	0	12
Bleier	1	1	0	0	0	0	0	6
Clayborn	1	0	0	1	0	0	0	6
LeBlanc	1	1	0	0	0	0	0	6
Ramsey	1	1	0	0	0	0	0	6
Tippett	1	0	0	1	0	0	0	6
Woods	1	1	0	0	0	0	0	6
Schubert	0	0	0	0	1/1	1/2	0	4
PATRIOTS	39	12	22	5	38/39	16/28	0	320
Opponent	34	13	17	4	33/33	18/27	1	293

RUSHING	NO	YDS	AVG	LG	TO	PUNT RETURNS	NO	FC	YDS	AVG	LG	TD
Collins	147	474	3.2	19	3	Fryar	18	12	174	9.7	36	0
Dupard	94	318	3.4	49	3	Linne	5	2	22	4.4	16	0
Tatupu	79	248	3.1	19	0	Marion	1	2	0	0.0	0	0
Perryman	41	187	4.6	48	0	Starring	1	1	17	17.0	17	0
LeBlanc	49	170	3.5	42	1	Patriots	25	17	213	8.5	36	0
Ramsey	13	75	5.8	19	1	Opponents	41	11	397	9.7	34	0
Fryar	9	52	5.8	16	0							
Hansen	16	44	2.8	7	0	KICK RETURNS	NO	YDS	AVG	LG	TD	
Davis	9	43	4.8	27	0	Starring	23	445	19.3	43	0	
Flutie	6	43	7.2	13	0	Fryar	6	119	19.8	31	0	
Grogan	20	37	1.9	8	2	Davis	5	134	26.8	43	0	
Eason	3	25	8.3	13	0	Dupard	4	61	15.3	21	0	
C. McSwain	9	23	2.6	9	0	Perryman	3	43	14.3	16	0	
Woods	4	20	5.0	13	1	LeBlanc	2	31	15.5	24	0	
Starring	2	13	6.5	10	0	C. McSwain	2	32	16.0	24	0	
C. James	4	10	2.5	5	0	Alexander	1	4	4.0	4	0	
Camarillo	1	0	0.0	0	0	Collins	1	18	18.0	18	0	
Bleier	5	-5	-1.0	-1	1	Hansen	1	14	14.0	14	0	
Whitten	2	-6	-3.0	-2	0	Patriots	48	901	18.8	43	0	
Patriots	513	1771	3.5	49	12	Opponents	63	1130	17.9	60	0	
Opponents	490	1778	3.6	60	13							

RECEIVING	NO	YDS	AVG	LG	TO							
Collins	44	347	7.9	29	3	T. Williams 4.5, Rembert 2.0, Reynolds 2.0,						
Morgan	40	672	16.8	45	3	Sims 1.5, Blackmon 1.0, Hodge 1.0, Lippett,						
Fryar	31	467	15.1	40	5	1.0, Mangiero 1.0, McCabe 1.0, McGrew 1.0,						
Jones	25	388	15.5	29	3	Wichard 1.0, Wilburn 1.0, Bowman, 0.5. Team,						
Starring	17	289	17.0	34	3	43.0, Opponents, 33.0.						
Baty	15	138	9.2	22	2	FIELD GOALS						
Tatupu	15	136	9.1	23	0	Franklin	0/0	5/5	6/11	3/7	1/3	
Dawson	12	81	6.8	14	0	Schubert	0/0	1/1	0/0	0/1	0/0	
Linne	11	158	14.4	30	2	Patriots	0/0	6/6	6/11	3/8	1/3	
Scott	5	35	7.0	15	1	Opponents	2/2	7/7	6/9	3/8	0/1	
Coffey	3	66	22.0	35	0							
Gadbois	3	51	17.0	20	0	Franklin: (39n,47n) (48n,32G) (-) (-) (52n)						
D. Williams	3	30	10.0	12	0	(38G,31G,49G) (50G,27G,25G, 29G)						
Perryman	3	13	4.3	7	0	(50n,46G) (35n,41G) (37n,34G,37n)						
Dupard	3	1	0.3	2	0	(43n,21G,31n,46n) (38G,27G) (-) (-)						
Frair	2	22	11.0	11	0	(31G),Schubert: (-) (-) (23G,40n)						
LeBlanc	2	3	1.5	3	0	Opponents: (-) (-) (22G,34G) (28G,21G, 37n) (-)						
Hansen	1	22	22.0	22	0	(48n,34n) (48G,38G,24G) (31G, 31G,39G,41n)						
Pickering	1	10	10.0	10	0	(19G,41n) (20G) (46n) (19G,44n,39n,38G)						
Patriots	236	2929	12.4	45	22	(52n,24G) (24G,42G) (-) (47G).						
Opponents	273	3438	12.6	61	17							

1987 AFC Eastern Division												
INTERCEPTIONS	NO	YDS	AVG	LG	TD	TEAM	W	L	T	PCT.	PF	PA
Marion	4	53	13.3	25	0	Indianapolis	9	6	0	.600	300	238
Lippett	3	103	34.3	45	2	Patriots	8	7	0	.533	320	293
Clayborn	2	24	12.0	24	0	Miami	8	7	0	.533	362	335
E. Gibson	2	17	8.5	17	0	Buffalo	7	8	0	.467	270	305
Bowman	2	3	1.5	3	0	NY Jets	6	9	0	.400	334	360
E. Williams	1	51	51.0	51	0	Note 1987 regular season was reduced from 16 to 15 games for each team due to a players' strike.						
R. James	1	27	27.0	27	0							
R. McSwain	1	17	17.0	17	0							
Shogou	1	7	7.0	7	0							
Holmes	1	4	4.0	4	0							
Rembert	1	1	1.0	1	0	AFC Championship:	at Denver 38, Cleveland 33					
P. Williams	1	0	0.0	0	0	Super Bowl XXII:	Washington 42, Denver 10, San Diego, CA					
Peterson	1	0	0.0	0	0							
Patriots	21	307	14.6	51	2	1987 Coaching Staff:	Dean Brerenton					
Opponents	18	160	8.9	38	2	Strength/Conditioning:	Jim Carr Defensive					

PUNTING	NO	YDS	AVG	TB	IN20	LG	BLK
Camarillo	62	2489	40.1	8	14	73	1
Herline	25	861	34.3	4	1	50	1
Patriots	89	3350	37.6	12	15	73	2
Opp.	77	2937	38.1	6	25	62	2

PASSING	ATT	CMP	YARDS	CMP%	YDS/ATT	TD	TD%	INT	INT%	LG	SK/YDS	RATING
Franklin	161	93	1183	57.8	7.34	10	6.2	9	5.6	40	7/55	78.2
Ramsey	134	71	898	53.0	6.70	6	4.5	6	4.5	40	14/30	70.4
Eason	79	42	453	53.2	5.73	3	3.8	2	2.5	45	8/70	72.4
Bleier	39	14	181	35.9	4.64	1	2.6	1	2.6	35	3/28	49.2
Flutie	25	15	199	60.0	7.96	1	4.0	0	0.0	30	0/0	98.6
Jones	1	0	0	0.0	0.0	0	0.0	0	0.0	0	0/0	--
Tatupu	1	1	15	100.0	15.0	1	100.0	0	0.0	15	0/0	481.3
Patriots	440	236	2929	53.6	6.65	22	5.0	18	4.1	45	33/245	74.1
Opps.	520	273	3438	52.5	6.61	17	3.3	21	4.0	61	43/339	67.5



1988 FINAL OFFENSIVE STATISTICS (9-7)

Head Coach: Raymond Berry (9-7) • Tied for Second in AFC-East • Home Stadium: Sullivan Stadium

DATE	W/L	SCORE	OPPONENT	ATTENDANCE
9/04	W	28-3	NY Jets	44,027
9/11	L	6-36	at Minnesota	55,545
9/18	L	14-16	Buffalo	55,945
9/25	L	6-31	at Houston	38,646
10/02	W	21-17	Indianapolis	58,050
10/09	L	3-45	at Green Bay (Mil.)	51,932
10/16	W	27-21	Cincinnati	59,969
10/23	L	20-23	at Buffalo	76,824
10/30	W	30-7	Chicago	60,821
11/06	W	10-10	Miami	60,840
11/13	W	14-13	at NY Jets	48,358
11/20	W	6-3	at Miami	53,526
11/27	L	21-24	at Indianapolis	58,157
12/04	W	13-7	Seattle	59,068
12/11	W	10-7	Tampa Bay OT	39,889
12/17	L	10-21	at Denver	70,910

Team Statistics

	PATS	OPP
TOTAL FIRST DOWNS	264	272
By Rushing	126	119
By Passing	112	138
By Penalty	26	15
Third Down: Md/Att.	79/219	58/199
Third Down: Eff.	36.1	29.1
Fourth Down: Md/Att.	9/14	9/18
Fourth Down: Eff.	64.2	50.0
TOTAL NET YARDS	4293	4681
Avg. per Game	268.3	292.6
Total Offensive Plays	1000	961
Avg. per Play	4.3	4.9
NET YARDS RUSHING	2120	2099
Total Rushing Plays	588	496
Avg. per Rush	3.6	4.2
Avg. per Game	132.5	131.2
NET YARDS PASSING	2173	2582
Avg. per Game	135.8	161.4
Sacked/Yards Lost	23/160	29/219
Gross Yards Passing	2333	2801
Att./Completions	389/199	436/234
Completion Pct.	51.2	53.7
Had Intercepted	28	20
PUNTS/AVERAGE	91/38.3	86/42.2
NET PUNTING AVG.	34.1	35.5
PENALTIES/YARDS	87/665	108/858
FUMBLES/BALLS LOST	19/10	29/15
TOUCHDOWNS	31	33
Rushing	17	20
Passing	12	13
Returns	2	0
Score by Periods	1 2 3 4 OT Total	
Patriots	49 87 50 61 3	250
Opponents	48 77 57 102 0	284
SCORING	TO Ru P Rl PAT FG S TP	
Perryman	6 6 0 0 0 0 0 0	36
Staurovsky	0 0 0 0 0 14/15 7/11 0	35
Fryar	5 0 5 0 0 0 0 0	30
Stephens	5 4 0 1 0 0 0 0	29
Garcia	0 0 0 0 0 11/16 6/13 0	30
Morgan	4 0 4 0 0 0 0 0	24
Dawson	2 0 2 0 0 0 0 0	12
Dupard	2 2 0 0 0 0 0 0	12
Tatupu	2 2 0 0 0 0 0 0	12
Flutie	1 1 0 0 0 0 0 0	6
Grogan	1 1 0 0 0 0 0 0	6
C. James	1 1 0 0 0 0 0 0	6
Jones	1 0 1 0 0 0 0 0	6
Martin	1 0 0 1 0 0 0 0	6
PATRIOTS	31 17 12 2 25/31 13/24 0	250
Opponent	33 20 13 0 33/33 17/26 1	284

RUSHING	NO	YDS	AVG	LG	TO	KICK RETURNS	NO	YDS	AVG	LG	TD
Stephens	297	1168	3.9	52	4	Martin	31	735	23.7	95t	1
Perryman	146	448	3.1	16	6	Allen	18	391	21.7	30	0
Flutie	38	179	4.7	16	1	Davis	6	106	17.7	24	0
Dupard	52	151	2.9	15	2	Fryar	1	3	3.0	3	0
Tatupu	22	75	3.4	22	2	Tatupu	1	13	13.0	13	0
Allen	7	40	5.7	12	0	Patriots	57	1248	21.9	95t	1
Eason	5	18	3.6	10	0	Opponents	45	888	19.7	51	0
C. James	4	15	3.8	8t	1						
Fryar	6	12	2.0	6	0	Sacks:	B.Williams 8.0, Tippet 7.0, Jordan 3.0,				
Grogan	6	12	2.0	6	1	Rembert 3.0, Goad 2.0, McGrew 2.0, Veris 2.0,					
Ramsey	3	8	2.7	9	0	Hodge 1.0, TEAM 1.0. Patriots 29.0, Opponents 23.0.					
Feagles	1	0	0.0	0	0						
Morgan	1	-6	-6.0	-6	0						

Patriots	588	2120	3.6	52	17	FIELD GOALS	1-19	20-29	30-39	40-49	50+
Opponents	496	2099	4.2	36	20	Staurovsky	0/0	3/4	4/5	0/2	0/0
						Garcia	0/0	2/3	1/3	2/5	1/2
						Patriots	0/0	5/7	5/8	2/7	1/2
						Opp.	0/0	6/7	5/5	5/11	1/3

RECEIVING	NO	YDS	AVG	LG	TO	PATRIOTS	NO	YDS	AVG	LG	TD
Dupard	34	232	6.8	15	0	Garcia	0/0	2/3	1/3	2/5	1/2
Fryar	33	490	14.8	80t	5	Patriots	0/0	5/7	5/8	2/7	1/2
Morgan	31	502	16.2	32	4	Opp.	0/0	6/7	5/5	5/11	1/3
Jones	22	313	14.2	41t	1	Garcia:	(47wl,39G,24G,47G) (50G,23G) (-) (-)				
Perryman	17	134	7.9	18	0	(31wl) (43G,42wl) (43wr) (25wl, 52wl,39b),					
C. James	14	171	12.2	32	0	Staurovsky:	(35G) (-) (-) (22G,34G)				
Stephens	14	98	7.0	17	0	(43wl,27wl) (34G,22G) (36s, 27G) (32G, 40wl),					
Francis	11	161	14.6	51	0	Opponents:	(29G) (39G,24G) (38G, 44G,41G)				
Dawson	8	106	13.3	38	2	(46wl,46wr,49G) (20G) (25G, 43wl) (-)					
Tatupu	8	58	7.3	17	0	(30G,35G,33G) (-) (51G) (47G, 48G)					
Martin	4	51	12.8	21	0	(27G,54wl,50wr,23wl) (28G) (47wr, 41wr)					
Scott	1	8	8.0	8	0	(40s) (-).					
Johnson	1	5	5.0	5	0						
Farrell	1	4	4.0	4	0						
Patriots	199	2333	11.7	80t	12						
Opponents	234	2801	12.0	51t	13						

INTERCEPTIONS	NO	YDS	AVG	LG	TD	TEAM	W	L	T	PCT.	PF	PA
Clayborn	4	65	16.3	31	0	Buffalo	12	4	0	.750	329	237
Marion	4	47	11.8	22	0	Indianapolis	9	7	0	.563	354	315
R. James	4	30	7.5	22	0	Patriots	9	7	0	.563	250	284
McSwain	2	51	25.5	42	0	NY Jets	8	7	1	.531	372	354
Rembert	2	10	5.0	6	0	Miami	6	10	0	.375	319	380
Jordan	1	31	31.0	31	0	AFC Championship:	at Cincinnati 21, Buffalo 10					
McGrew	1	6	6.0	6	0							
Lippett	1	4	4.0	4	0	Super Bowl XXIII:	San Francisco 20,					
Bowman	1	0	0.0	0	0	Cincinnati 16; at Miami, Fla.						
Patriots	20	244	12.2	42	0							
Opponents	28	286	10.2	40	0							

								Assistant, Jim Carr, Defensive Backfield, Bobby Grier, Offensive Backfield, Ray Hamilton, Asst. Defensive Line, Rod Humenuik, Asst. Head Coach/Offensive Line, Harold Jackson, Receivers, Eddie Khayat, Defensive Line, Guy Morris, Asst. Offensive Line, John Polonchek, QBs/Special Asst. to Head Coach, Dante Scarnechia, Special Teams/TEs, Don Shinnick, Linebackers, Jerry Simmons., Quarterback/Conditioning, Les Steckel, Strengthbacks/Receivers.							
PUNTING	NO	YDS	AVG	TB	IN20	LG	BLK								
Feagles	91	3482	38.3	8	24	74	0								
Patriots	91	3482	38.3	8	24	74	0								
Opp.	86	3633	42.2	9	19	70	0								
								PUNT RETURNS							
	NO	FC	YDS	AVG	LG	TD									
Fryar	38	8	398	10.5	30	0									
Bowman	0	1	0	0.0	0	0									
Patriots	38	9	398	10.5	30	0									
Opponents	37	17	217	5.9	19	0									

PASSING	ATT	CMP	YARDS	CMP%	YDS/ATT	TD	TD%	INT	INT%	LG	SK/YDS	RATING
Flutie	179	92	1150	51.4	6.42	8	4.5	10	5.6	80t	11/65	63.3
Grogan	140	67	834	47.9	5.95	4	2.9	13	9.3	41t	8/77	37.6
Eason	43	28	249	65.1	5.79	0	0.0	2	4.7	26	2/12	61.1
Ramsey	27	12	100	44.4	3.70	0	0.0	3	11.1	23	2/6	8.3
Patriots	389	199	2333	51.2	5.99	12	3.1	28	7.2	80t	23/160	50.0
Opps.	436	234	2801	53.7	6.42	13	2.9	20	4.6	51t	29/219	64.4



1989 FINAL OFFENSIVE STATISTICS (5-11)

Head Coach: Raymond Berry (5-11) • Fourth in AFC-East • Home Stadium: Sullivan Stadium

DATE	W/L	SCORE	OPPONENT	ATTENDANCE
9/10	W	27-24	at NY Jets	64,541
9/17	L	10-24	Miami	57,043
9/24	L	3-24	Seattle	48,025
10/01	L	10-31	at Buffalo	78,921
10/08	W	23-13	Houston	59,828
10/15	L	15-16	at Atlanta	39,697
10/22	L	20-37	at San Francisco	70,000
10/29	W	23-20	at Indianapolis OT	59,356
11/05	L	26-27	NY Jets	53,366
11/12	L	24-28	New Orleans	47,680
11/19	W	33-24	Buffalo	49,663
11/26	L	21-24	at LA Raiders	38,747
12/03	W	22-16	Indianapolis	32,234
12/10	L	10-31	at Miami	55,913
12/17	L	10-28	at Pittsburgh	26,594
12/24	L	20-24	LA Rams	37,940

Team Statistics

	PATS	OPP
TOTAL FIRST DOWNS	335	297
By Rushing	114	110
By Passing	87	176
By Penalty	34	11
Third Down: Md/Att.	92/240	72/199
Third Down: Eff.	38.3	36.2
Fourth Down: Md/Att.	10/29	5/12
Fourth Down: Eff.	34.5	41.7
TOTAL NET YARDS	5456	5644
Avg. per Game	341.0	352.8
Total Offensive Plays	1129	975
Avg. per Play	4.8	5.8
NET YARDS RUSHING	1749	1978
Total Rushing Plays	485	495
Avg. per Rush	3.6	4.0
Avg. per Game	109.3	123.6
NET YARDS PASSING	3707	3666
Avg. per Game	231.7	229.1
Sacked/Yards Lost	34/265	31/239
Gross Yards Passing	3972	3905
Att./Completions	610/302	449/259
Completion Pct.	49.5	57.7
Had Intercepted	27	16
PUNTS/AVERAGE	64/37.4	81/42.1
NET PUNTING AVG.	31.3	35.2
PENALTIES/YARDS	63/509	111/954
FUMBLES/BALLS LOST	26/12	22/12
TOUCHDOWNS	30	48
Rushing	12	19
Passing	17	27
Returns	1	2
Score by Periods	1 2 3 4 OT Total	1 2 3 4 OT Total
Patriots	47 66 71 110 3	297
Opponents	82 144 58 107 0	391

SCORING	TD	Ru	P	AT	PT	FG	S	TP
Davis	0	0	0	0	13/16	16/23	0	61
Staurovsky	0	0	0	0	14/14	14/17	0	56
Stephens	7	7	0	0	0	0	0	42
C. Jones	6	0	6	0	0	0	0	36
Dykes	5	0	5	0	0	0	0	30
Fryar	3	0	3	0	0	0	0	18
Morgan	3	0	3	0	0	0	0	18
Perryman	2	2	0	0	0	0	0	12
Allen	1	1	0	0	0	0	0	6
Dupard	1	1	0	0	0	0	0	6
Egu	1	1	0	0	0	0	0	6
Hurst	1	0	1	0	0	0	0	6
PATRIOTS	30	12	17	1	27/30	30/40	0	297
Opponent	48	19	27	2	46/48	19/26	0	391

RUSHING	NO	YDS	AVG	LG	TD
Stephens	244	833	3.4	35t	7
Perryman	150	562	3.7	18	2
Flutie	16	87	5.4	22	0
Dupard	25	63	2.5	10	1
Allen	11	51	4.6	18	1
Wilson	7	42	6.0	11	0
Tatupu	11	38	3.5	20	0
Egu	3	20	6.7	15t	1
Martin	2	20	10.0	13	0
Grogan	9	19	2.1	7	0
Fryar	2	15	7.5	11	0
C. Jones	1	3	3.0	3	0
Eason	2	-2	-1.0	0	0
Wonsley	2	-2	-1.0	0	0
Patriots	485	1749	3.6	35t	12
Opponents	495	1978	4.0	58t	19

RECEIVING	NO	YDS	AVG	LG	TD
Sievers	54	615	11.4	46	0
Dykes	49	795	16.2	42	5
C. Jones	48	670	14.0	65t	6
Fryar	29	537	18.5	52	3
Perryman	29	195	6.7	16	0
Morgan	28	486	17.4	55t	3
Stephens	21	207	9.9	37	0
Martin	13	229	17.6	37	0
Dawson	12	101	8.4	17	0
Tatupu	10	54	5.4	11	0
Dupard	6	70	11.7	45	0
Cook	3	13	4.3	5	0
Patriots	302	3972	13.2	65t	17
Opponents	259	3905	15.1	74t	27

INTERCEPTIONS	NO	YDS	AVG	LG	TD
Hurst	5	31	6.2	16t	1
James	2	50	25.0	28	0
Marion	2	19	9.5	18	0
McSwain	1	18	18.0	18	0
Feggins	1	4	4.0	4	0
Coleman	1	1	1.0	1	0
Clayborn	1	0	0.0	0	0
Rembert	1	0	0.0	0	0
Brown	1	-1	-1.0	-1	0
McGrew	1	-4	-4	-4	0
Patriots	16	118	19.7	28	1
Opponents	27	338	12.5	55	2

PUNTING	NO	YDS	AVG	NET BT	IN20	LG	BLK
Feagles	63	2392	38.0	31.3	2	13	64
Patriots	64	2392	37.4	31.3	2	13	64
Opp.	81	3143	42.1	35.2	9	15	76

PUNT RETURNS	NO	FC	YDS	AVG	LG	TD
Martin	19	2	164	8.6	28	0
Tucker	13	1	102	7.8	25	0
Fryar	12	1	107	8.9	20	0
Hurst	1	0	6	6.0	6	0
Taylor	0	2	0	0.0	0	0
Patriots	45	6	379	8.4	28	0
Opponents	38	6	346	9.1	17	0

KICK RETURNS	NO	YDS	AVG	LG	TD
Martin	24	584	24.3	38	0
Tucker	13	270	20.8	37	0
Rice	11	242	22.0	46	0
Allen	6	124	20.7	29	0
Taylor	3	52	17.3	22	0
Wonsley	3	69	23.0	40	0
Egu	2	26	13.0	22	0
Hodge	2	19	9.5	11	0
Timpson	2	13	6.5	13	0
Fryar	1	47	47.0	47	0
Rehder	1	14	14.0	14	0
Tatupu	2	2	2.0	2	0
Patriots	69	1462	21.2	47	0
Opponents	61	1199	19.7	60	0

Sacks: B. Williams 8.0, Jeter 7.0, McGrew 4.5, Brown 4.0, Sims 3.0, Rembert 2.5, Goad 1.0, Team 1.0. Patriots 31.0, Opponents 34.0.

Field Goals	1-19	20-29	30-39	40-49	50+
Davis	0/0	3/3	6/9	5/9	2/2
Staurovsky	0/0	4/4	5/7	4/5	1/1
Patriots	0/0	7/7	11/16	9/14	3/3
Opp.	3/3	6/7	8/10	2/4	0/2

Davis: (-) (40wr,28G) (35G) (35G,37wl) (30G, 45s,34G,43G) (52G,32G,32G) (49G,21G) (47G, 38wr,48G,46wr,51G) (47G,43wr,26G,38s).

Staurovsky: (44G) (34G,24G,34G, 38G) (-) (40wr,44G,37G,34s, 24G,50G,23G) (36G) (20G,37ng) (44G,48G).

Opponents: (40G) (31G) (23G) (36G) (46G, 22G) (30G,30G,40w,22G) (33b, 23G,45b) (32G, 39G) (18G,23G) (-) (24wr,31G) (45wl, 32G) (18) (23) (-) (19G, 50s,50wl).

1989 AFC Eastern Division

Team	W	L	T	Pct.	PF	PA
Buffalo	9	7	0	.563	409	317
Indianapolis	8	8	0	.500	298	301
Miami	8	8	0	.500	331	379
Patriots	5	11	0	.313	297	391
NY Jets	4	12	0	.250	253	411

AFC Championship: at Denver 37, Cleveland 21

Super Bowl XXIV: San Francisco 55, Denver 10; at New Orleans, LA.

1989 Coaching Staff: Don Blackmon, Linebackers, Jim Carr, Defensive Backfield, Bobby Griener, Offensive Backfield, Ray Hamilton, Asst. Defensive Line, Harold Johnson, Receivers, Eddie Khayat, Defensive Line, Guy Morris, Asst. Offensive Line, John Polonchek, QBs/Special Asst. to Head Coach, Keith Rowan, Special Teams, Don Shinnick, Linebackers, Jerry Simmons, Strength/Conditioning, Richard Wood, Receivers

PASSING	ATT	CMP	YARDS	CMP%	YDS/ATT	TD	TD%	INT	INT%	LG	SK/YDS	RATING
Grogan	261	133	1697	51.0	6.50	9	3.4	14	5.4	55t	8/64	60.8
Wilson	150	75	1006	50.0	6.71	3	2.0	5	3.3	65t	10/71	64.5
Eason	105	57	761	54.3	7.25	3	2.9	4	3.8	45	10/78	71.2
Flutie	91	36	493	39.6	5.42	2	2.2	4	4.4	36	6/52	46.6
Feagles	2	0	0	0.0	0.0	0	0.0	0	0.0	0	0/0	--
Tatupu	1	1	15	100.0	15.00	0	0.0	0	0.0	15	0/0	147.9
Patriots	610	302	3972	49.5	6.51	17	2.8	27	4.4	65t	34/265	61.3
Opps.	449	259	3905	57.7	8.70	27	6.0	16	3.6	74t	31/239	91.3



1990 FINAL OFFENSIVE STATISTICS (1-15)

Head Coach: Rod Rust (1-15) • Fifth in AFC-East • Home Stadium: Foxboro Stadium

DATE	W/L	SCORE	OPPONENT	ATTENDANCE
9/09	L	24-27	Miami	45,305
9/16	W	16-14	at Indianapolis	49,256
9/23	L	7-41	at Cincinnati	56,470
9/30	L	13-37	NY Jets	36,724
10/07	L	20-33	Seattle	39,735
10/18	L	10-17	at Miami	62,630
10/28	L	10-27	Buffalo	51,959
11/04	L	20-48	Philadelphia	65,514
11/11	L	10-13	Indianapolis	28,924
11/18	L	0-14	at Buffalo	74,720
11/25	L	14-34	at Phoenix	30,110
12/02	L	7-37	Kansas City	26,280
12/09	L	3-24	at Pittsburgh	48,354
12/15	L	10-25	Washington	22,286
12/23	L	7-42	NY Jets	30,250
12/30	L	10-13	NY Giants	60,410

RUSHING	NO	YDS	AVG	LG	TD
Stevens	212	808	3.8	26	2
Allen	63	237	3.8	29	1
Adams	28	111	4.0	13	0
Perryman	32	97	3.0	13	1
Hodson	12	79	6.6	23	0
Tatupu	16	56	3.5	15	0
Overton	5	8	1.6	6	0
Wilson	5	7	1.4	6	0
Morris	2	4	2.0	3	0
Gannon	1	0	0.0	0	0
Hansen	1	0	0.0	0	0
Fryar	2	-4	-2.0	-1	0
Grogan	4	-5	-1.3	0	0
Patriots	383	1398	3.7	29	4
Opponents	565	2676	4.7	30	29

KICK RETURNS	NO	YDS	AVG	LG	TD
Martin	25	515	20.6	38	0
Allen	11	168	15.3	34	0
Morris	11	202	18.4	22	0
Robinson	11	211	19.2	27	0
Overton	10	188	18.8	23	0
Timpson	3	62	20.7	26	0
P.Coleman	2	18	9.0	12	0
Jones	2	24	12.0	13	0
Adams	1	7	7.0	7	0
Gordon	1	43	43.0	43	0
McSwain	1	0	0.0	0	0
Patriots	78	1438	18.4	38	0
Opponents	38	665	17.5	38	0

Sacks: Williams, B. 6.0, Tippet 3.5, Hobby 3.0, Singleton, 3.0, Agnew 2.5, Brown 2.5, Goad 2.5, McSwain 2.0, Veris 2.0, Williams, E. 2.0, Smith 1.5, Rembert 1.0, Reynolds 1.0, Gannon 0.5. Patriots 33.0, Opponents 58.0.

FIELD GOALS	1-19	20-29	30-39	40-49	50+
Staurovsky	1/1	3/3	3/3	8/11	1/4
Patriots	1/1	3/3	3/3	8/11	1/4
Opp.	4/4	6/6	9/10	6/7	2/4

Staurovsky: (42G, 57s) (49w, 39G, 27G, 25G) (-) (46G, 40G) (53G, 48G) (41G, 52ng) (32G) (39G, 49ng, 44G) (29G) (-) (-) (-) (49G) (42G) (50w) (19G, 42w).

Opponents: (31G, 37G) (-) (46G, 23G) (24G, 18G, 46G) (31G, 19G, 55wr) (47G) (35G, 35G) (27G, 34G) (54G, 38G) (30w) (50ng, 29G, 50G) (19G, 32G, 45G) (42G) (19G, 38G, 26G) (-) (44G, 41w, 27G).

1990 AFC Eastern Division

TEAM	W	L	T	PCT.	PF	PA
Buffalo	13	3	0	.813	428	263
Miami*	12	4	0	.750	336	242
Indianapolis	7	9	0	.438	281	353
NY Jets	6	10	0	.375	295	345
Patriots	1	15	0	.063	181	446

*Wild Card

AFC Championship: at Buffalo 51, LA Raiders 3

Super Bowl XXV: NY Giants 20, Buffalo 19; at Tampa, Fla.

1990 Coaching Staff: Don Blackmon, Linebackers, Steve Crosby, Special Teams/Tight Ends, Bobby Grier, Offensive Backfield, Rod Humenuik, Offensive Line, Dale Lindsey, Defensive Line, Steve Nelson, Linebackers, John Polonchek, QBs/Special Asst. to Head Coach, Jimmy Raye, Offensive Coordinator/ Quarterbacks, Jerry Simmons, Strength/ Conditioning, Charlie Sumner, Defensive Coordinator/ Secondary, Richard Wood, Receivers.

Team Statistics

	PATS	OPP
TOTAL FIRST DOWNS	239	307
By Rushing	65	151
By Passing	156	139
By Penalty	18	17
Third Down: Md/Att.	86/227	84/192
Third Down: Eff.	37.9	43.8
Fourth Down: Md/Att.	21/2	7/13
Fourth Down: Eff.	16.7	53.8
POSSESSION AVG.	28.21	31.39
TOTAL NET YARDS	4163	5697
Avg. per Game	260.2	356.1
Total Offensive Plays	955	972
Avg. per Play	4.4	5.9
NET YARDS RUSHING	1398	2676
Total Rushing Plays	383	565
Avg. per Game	87.4	167.3
NET YARDS PASSING	2765	3021
Avg. per Game	172.8	188.8
Sacked/Yards Lost	58/443	33/224
Gross Yards Passing	3208	3245
Att./Completions	514/274	374/218
Completion Pct.	53.3	58.3
Had Intercepted	20	14
PUNTS/AVERAGE	92/40.8	56/40.8
NET PUNTING AVG.	33.6	36.6
PENALTIES/YARDS	99/742	73/488
FUMBLES/BALLS LOST	33/16	25/18
TOUCHDOWNS	19	52
Rushing	4	29
Passing	4	21
Returns	1	2

Score by Periods	1	2	3	4	OT	TOTAL
Patriots	30	81	30	40	0	181
Opponents	120	128	88	110	0	446

SCORING	TD	Ru	Pa	Rt	PAT	FG	S	TP
Staurovsky	0	0	0	0	19/19	16/22	0	67
Cook	5	0	5	0	0	0	0	30
Fryar	4	0	4	0	0	0	0	24
Stevens	3	2	1	0	0	0	0	18
Dykes	2	0	2	0	0	0	0	12
Adams	1	0	1	0	0	0	0	6
Allen	1	1	0	0	0	0	0	6
Martin	1	0	1	0	0	0	0	6
Perryman	1	1	0	0	0	0	0	6
B. Williams	1	0	0	1	0	0	0	6
PATRIOTS	19	4	14	1	19/19	16/22	0	181
Opponent	54	29	21	2	51/52	27/31	1	446

PUNT RETURNS	NO	FC	YDS	AVG	LG	TD
Fryar	28	10	133	4.8	17	0
Martin	1	0	1	1.0	1	0
PATRIOTS	29	10	134	4.6	17	0
OPPONENTS	50	13	503	10.1	34	0

PASSING	ATT	CMP	YARDS	CMP%	YDS/ATT	TD	TD%	INT	INT%	LG	SK/YDS	RATING
Wilson	265	139	1625	52.5	6.13	6	2.3	11	4.2	361	29/228	61.6
Hodson	156	85	968	54.5	6.21	4	2.6	5	3.2	56	20/147	68.5
Grogan	92	50	615	54.3	6.68	4	4.3	3	3.3	48	9/68	76.1
Stevens	1	0	0	0.0	0.00	0	0.0	1	100.0	0	0/0	--
Patriots	514	274	3208	53.3	6.24	14	2.7	20	3.9	56	58/443	65.4
Opps.	374	218	3245	58.3	8.68	21	5.6	14	3.7	861	33/224	89.9



1991 FINAL OFFENSIVE STATISTICS (6-10)

Head Coach: Dick MacPherson (6-10) • Fourth in AFC-East • Home Stadium: Foxboro Stadium

DATE	W/L	SCORE	OPPONENT	ATTENDANCE
9/01	W	16-7	at Indianapolis	49,961
9/08	L	0-20	Cleveland	35,377
9/15	L	6-20	at Pittsburgh	53,703
9/22	W	24-20	Houston	30,702
9/29	L	10-24	at Phoenix	26,043
10/06	L	10-20	Miami	49,749
10/20	W	26-23	Minnesota OT	45,367
10/27	L	6-9	Denver	43,994
11/03	L	17-22	at Buffalo	78,278
11/10	L	20-30	at Miami	56,065
11/17	L	21-28	NY Jets	30,743
11/24	W	16-13	Buffalo	47,053
12/01	L	3-20	at Denver	67,116
12/08	W	23-17	Indianapolis OT	20,131
12/15	W	6-3	at NY Jets	55,689
12/22	L	7-29	at Cincinnati	46,394

RUSHING	NO	YDS	AVG	LG	TD	KICK RETURNS	NO	YDS	AVG	LG	TO
Russell	266	959	3.6	24	4	Vaughn	34	717	21.1	99t	1
Stevens	63	163	2.6	13	2	Allen	8	161	20.1	31	0
Vaughn	31	146	4.7	23	2	Martin	8	178	22.3	26	0
Millen	31	92	3.0	14	1	Hobby	2	0	0.0	0	0
Hunter	18	53	2.9	9	0	Timpson	2	37	18.5	21	0
Allen	13	50	3.8	11	0	Coates	1	6	6.0	6	0
Fryar	2	11	5.5	9	0	Rakoczy	1	9	9.0	9	0
Adams	2	3	1.5	2	0	Rembery	0	0	0.0	0	0
Chilton	1	0	0.0	0	0	Patriots	56	1108	19.8	99t	1
Hodson	4	0	0.0	0	0	Opponents	51	850	16.7	49	0
Timson	1	-4	-4.0	-4	0						
Coates	1	-6	-6.0	-6	0						
Patriots	383	1398	3.7	29	4						
Opponents	460	1598	3.4	37	5						

Sacks: Tippet 8.5, Veris 4.0, B. Williams 3.5, Brown 3.0, Agnew 2.0, Hobby 2.0, Howard 1.0, Singleton 1.0. Patriots, 25.0, Opponents, 63.0.

Team Statistics

	PATS	OPP
TOTAL FIRST DOWNS	259	312
By Rushing	93	94
By Passing	155	199
By Penalty	11	19
Third Down: Md/Att.	72/213	95/228
Third Down: Eff.	33.8	41.7
Fourth Down: Md/Att.	6/13	4/14
Fourth Down: Eff.	46.2	28.6
POSSESSION AVG.	29:27	30:33
TOTAL NET YARDS	4473	5431
Avg. per Game	279.6	339.4
Total Offensive Plays	977	1050
Avg. per Play	4.4	5.9
NET YARDS RUSHING	1467	1579
Total Rushing Plays	433	460
Avg. per Game	91.7	98.7
NET YARDS PASSING	3006	3852
Avg. per Game	187.9	240.8
Sacked/Yards Lost	63/436	25/183
Gross Yards Passing	3442	4035
Att./Completions	481/284	565/335
Completion Pct.	59.0	59.3
Had Intercepted	22	12
PUNTS/AVERAGE	82/39.0	69/42.2
NET PUNTING AVG.	34.6	36.2
PENALTIES/YARDS	97/667	83/608
FUMBLES/BALLS LOST	34/20	31/19
TOUCHDOWNS	22	31
Rushing	9	5
Passing	11	25
Returns	2	1
Score by Periods	1 2 3 4 OT Total	
Patriots	40 55 23 84 9 211	
Opponents	53 122 32 98 0 305	

SCORING	TD	R	Pa	Rt	PAT	FG	S	TP
Staurovsky	0	0	0	0	10/11	13/19	0	49
Baumann	0	0	0	0	9/10	7/10	0	30
Russell	4	4	0	0	0	0	0	24
Cook	3	0	3	0	0	0	0	18
Fryar	3	0	3	0	0	0	0	18
Vaughn	3	2	0	1	0	0	0	18
McMurtry	2	0	2	0	0	0	0	12
Stevens	2	2	0	0	0	0	0	12
Timpson	2	0	2	0	0	0	0	12
Childress	1	0	1	0	0	0	0	6
Coates	1	0	1	0	0	0	0	6
Millen	1	1	0	0	0	0	0	6
PATRIOTS	22	9	11	2	19/21	20/29	0	211
Opponent	31	5	25	1	30/31	29/42	1	305

RECEIVING	NO	YDS	AVG	LG	TD
Cook	82	808	9.9	49	3
Fryar	68	1,014	14.9	56t	3
McMurtry	41	614	15.0	40	2
Timpson	25	471	18.8	60t	2
Russell	18	81	4.5	18	0
Stevens	16	119	7.4	24	0
Hunter	11	97	8.8	25	0
Coates	10	95	9.5	17	1
Vaughn	9	89	9.9	32	0
Carpenter	3	45	15.0	23	0
Allen	1	9	9.0	9	0
Patriots	284	3442	12.1	60t	11
Opponents	335	4035	12.0	65t	25

INTERCEPTIONS	NO	YDS	AVG	LG	TD
Hurst	3	21	7.0	21	0
Marion	2	33	16.5	33	0
Lippett	2	27	13.5	27	0
Henderson	2	2	1.0	2	0
Washington	2	0	0.0	0	0
Tippet	1	10	10.0	10	0
Patriots	12	93	7.8	33	0
Opponents	22	154	7.0	27	0

PUNTING	NO	YDS	AVG	NET TB	IN20	LG	BLK
McCarthy	66	2650	40.2	35.7	3	17	93
Wagner	14	548	39.1	29.1	0	54	0
Patriots	82	3198	39.0	34.6	3	17	93
Opp.	69	2909	42.2	36.2	10	16	71

PUNT RETURNS	NO	FC	YDS	AVG	LG	TD
Henderson	27	10	201	7.4	39	0
Fryar	2	4	10	5.0	10	0
Pool	1	0	0	0.0	0	0
Zackery	1	0	0	0.0	0	0
Patriots	31	14	211	6.8	39	0
Opponents	37	20	303	8.2	40	1

1991 AFC Eastern Division

TEAM	W	L	T	PCT.	PF	PA
Buffalo	13	3	0	.813	458	224
NY Jets*	8	8	0	.500	314	293
Miami	8	8	0	.500	343	349
New England	6	10	0	.375	211	305
Indianapolis	1	15	0	.063	143	381

*Wild Card

AFC Championship: at Buffalo 10, Denver 7

Super Bowl XXVI: Washington 37, Buffalo 24; at Minneapolis, MN

1991 Coaching Staff: Joel Collier Asst. Running Backs/ Receivers, Joe Collier, Defensive Coordinator, Dick Coury, Offensive Coordinator, Ivan Fears, Wide Receivers, Norm Gerber, Inside Linebackers, Bobby Grier, Offensive Backfield, Rod Humenuik, Offensive Line, Stan Jones, Defensive Line, Myrel Moore, Outside Linebackers, Dante Scarnechia, Special Teams/TE's, Dave Uyrus, Asst. Special Teams/Defensive Line, Charlie West, Defensive Backs.

PASSING	ATT	CMP	YARDS	CMP%	YDS/ATT	TD	TD%	INT	INT%	LG	SK/YDS	RATING
Millen	409	246	3073	60.1	7.51	9	2.2	18	4.4	60t	54/379	72.5
Hodson	68	36	345	52.9	5.07	1	1.5	4	5.9	32	9/57	47.7
Vaughn	2	1	13	50.0	6.50	1	50.0	0	0.0	13t	0/0	237.5
Fryar	1	0	0	0.0	0.00	0	0	0	0	0	0/0	--
McCarthy	1	1	11	100.0	11.0	0	0.0	0	0.0	11	0/0	131.3
Patriots	481	284	3442	59.0	7.16	11	2.3	22	4.6	60t	63/436	69.7
Opps.	565	335	4035	59.3	7.14	25	4.4	12	2.1	65t	25/183	87.1



1992 FINAL OFFENSIVE STATISTICS (2-14)

Head Coach: Dick MacPherson (2-14) • Fifth in AFC-East • Home Stadium: Foxboro Stadium

DATE	W/L	SCORE	OPPONENT	ATTENDANCE
9/06		BYE		
9/13	L	0-14	LA Rams	40,402
9/20	L	6-10	Seattle	42,327
9/27	L	7-41	Buffalo	52,527
10/4	L	21-30	at NY Jets	60,108
10/11	L	12-24	San Francisco	54,126
10/18	L	17-38	at Miami	57,282
10/25	L	17-19	Cleveland	32,219
11/01	L	7-16	at Buffalo	78,269
11/08	L	14-31	New Orleans	45,413
11/15	W	37-34	at Indianapolis OT	42,631
11/22	W	24-3	NY Jets	27,642
11/29	L	0-34	at Atlanta	54,494
12/06	L	0-6	Indianapolis	19,429
12/13	L	20-27	at Kansas City	52,208
12/20	L	10-20	at Cincinnati	45,355
12/27	L	13-16	Miami OT	34,726

RUSHING	NO	YDS	AVG	LG	TD	KICK RETURNS	NO	YDS	AVG	LG	TD
Vaughn	113	451	4.0	36	1	Stanley	29	529	18.2	40	0
Russell	123	390	3.2	23	2	Vaughn	20	564	28.2	100+	1
Stephens	75	277	3.7	19	2	Lockwood	11	233	21.2	36	0
Lockwood	35	162	4.6	23	0	Timpson	2	28	14.0	28	0
Millen	17	108	6.4	26	0	Hobby	1	11	11.0	11	0
Zolak	18	71	3.9	19	0	Turner	1	11	11.0	11	0
Turner	10	40	4.0	11	0	Patriots	64	1376	21.5	100+	1
Carlson	11	32	2.9	7	0	Opponents	45	749	16.6	39	0
Hodson	5	11	2.2	5	0						
Gash	5	7	1.4	4	1						
Fryar	1	6	6.0	6	0	Sacks:	Tippett 7.0, B. Williams 4.0, Goad 2.5,				
McMurtry	2	3	1.5	2	0	Agnew 1.0, Edwards 1.0, Howard 1.0, Lambert					
Coates	1	2	2.0	2	0	1.0, Rembert 1.0, Sabb 1.0, Brown 0.5. Patri-					
McCarthy	3	-10	-3.3	0	0	ots 20.0, Opponents 65.0.					
Patriots	419	1550	3.7	36	6	FIELD GOALS	1-19	20-29	30-39	40-49	50+
Opponents	521	1951	3.7	53	15	Baumann	2/2	4/4	3/7	2/4	0/0

Team Statistics

TOTAL FIRST DOWNS	215	292	
By Rushing	71	112	
By Passing	130	149	
By Penalty	14	31	
Third Down: Md/Att.	72/223	77/214	
Third Down: Eff.	32.3	36.0	
Fourth Down: Md/ Att.	8/19	6/15	
Fourth Down: Eff.	42.1	40.0	
POSSESSION AVG.	28:28	31:32	
TOTAL NET YARDS	3584	5048	
Avg. per Game	224.0	315.5	
Total Offensive Plays	928	1000	
Avg. per Play	3.9	5.0	
NET YARDS RUSHING	1550	1951	
Total Rushing Plays	419	521	
Avg. per Game	96.6	121.9	
NET YARDS PASSING	2034	3097	
Avg. per Game	127.1	193.6	
Sacked/Yards Lost	65/458	20/114	
Gross Yards Passing	2492	3211	
Att./Completions	444/244	459/258	
Completion Pct.	55.0	56.2	
Had Intercepted	19	14	
PUNTS/AVERAGE	103/40.9	75/40.6	
NET PUNTING AVG.	35.4	35.3	
PENALTIES/YARDS	111/1051	90/673	
FUMBLES/BALLS LOST	43/26	30/15	
TOUCHDOWNS	25	40	
Rushing	6	15	
Passing	13	22	
Returns	6	3	
Score by Periods	1 2 3 4 OT Total	1 2 3 4 OT Total	
Patriots	61 51 32 58 3 205	Opponents	84 80 88 108 3 363

RECEIVING	NO	YDS	AVG	LG	TD
Fryar	55	791	14.4	54+	4
Cook	52	413	7.9	27	2
McMurtry	35	424	12.1	65+	1
Timpson	26	315	12.1	25	1
Stephens	21	161	7.7	32	0
Coates	20	171	8.6	22+	3
Vaughn	13	84	6.5	28	0
Russell	11	24	2.2	12	0
Turner	7	52	7.4	19+	2
Stanley	3	63	21.0	36	0
Hodson	1	-6	-6.0	-6	0
Patriots	244	2492	10.2	65+	13
Opponents	258	3211	12.4	56	22

INTERCEPTIONS	NO	YDS	AVG	LG	TD
Henderson	3	43	14.3	34	0
Hurst	3	29	9.7	27	0
Pool	2	54	27.0	41+	1
Robbins	2	27	13.5	20	0
Singleton	1	82	82.0	82+	1
Brown	1	49	49.0	49+	1
Howard	1	1	1.0	1	0
Smith	1	0	0.0	0	0
Patriots	14	285	20.4	82+	3
Opponents	19	232	12.2	47	0

PUNTING	NO	YDS	AVG	NET TB	IN20	LG	BLK
McCarthy	103	4212	40.9	35.4	4	18	61
Patriots	103	4212	40.9	35.4	4	18	61
Opp.	75	3045	40.6	35.3	6	27	59

PUNT RETURNS	NO	FC	YDS	AVG	LG	TD
Stanley	28	17	227	8.1	50	0
Timpson	8	2	47	5.9	14	0
Lambert	1	0	0	0.0	0	0
Fryar	0	1	0	0.0	0	0
Patriots	37	20	274	7.4	50	0
Opponents	59	21	484	8.2	53+	1

SCORING	TO	Ru	Pa	Rt	PAT	FG	S	TP
Baumann	0	0	0	0	22/24	11/17	0	55
Fryar	4	0	4	0	0	0	0	24
Coates	3	0	3	0	0	0	0	18
Brown	2	0	0	2	0	0	0	12
Cook	2	0	2	0	0	0	0	12
Russell	2	2	0	0	0	0	0	12
Stephens	2	2	0	0	0	0	0	12
Turner	2	0	2	0	0	0	0	12
Vaughn	2	1	0	1	0	0	0	12
Gash	1	1	0	0	0	0	0	6
Goad	1	0	0	1	0	0	0	6
McMurtry	1	0	1	0	0	0	0	6
Pool	1	0	0	1	0	0	0	6
Singleton	1	0	0	1	0	0	0	6
Timpson	1	0	1	0	0	0	0	6
PATRIOTS	25	6	13	6	22/25	11/17	0	205
Opponent	40	15	22	3	40/40	27/41	1	363

PASSING	ATT	CMP	YARDS	CMP%	YDS/ATT	TD	TD%	INT	INT%	LG	SK/YDS	RATING
Millen	203	124	1203	61.1	5.93	8	3.9	10	4.9	39	33/204	70.3
Zolak	100	52	561	52.0	5.61	2	2.0	4	4.0	65+	17/137	58.8
Hodson	91	50	496	54.9	5.45	2	2.2	2	2.2	54+	12/96	68.8
Carlson	49	18	232	36.7	4.73	1	2.0	3	6.1	40	3/21	33.7
McMurtry	1	0	0	0.0	0.00	0	0.0	0	0.0	0	0/0	-
Patriots	444	244	2492	55.0	5.61	13	2.9	19	4.3	65+	65/458	63.2
Opps.	459	258	3211	56.2	7.00	22	4.8	14	3.1	56	20/114	81.3

1992 AFC Eastern Division

TEAM	W	L	T	PCT.	PF	PA
Miami	11	5	0	.688	340	281
Buffalo*	11	5	0	.688	381	283
Indianapolis	9	7	0	.563	216	302
NY Jets	4	12	0	.250	220	315
Patriots	2	14	0	.125	205	363

AFC Championship: Buffalo 29, at Miami 10

Super Bowl XXVII: Dallas 52, Buffalo 17; Pasadena, CA

1992 Coaching Staff: Joel Collier, Asst. Running Backs/ Receivers, Joe Collier, Defensive Coordinator, Dick Coury, Offensive Coordinator, Ivan Fears, Wide Receivers, Norm Gerber, Inside Linebackers, Bobby Grier, Offensive Backfield, Rod Humenuik, Offensive Line, Stan Jones, Defensive Line, Myrel Moore, Outside Linebackers, Dante Scarnecchia, Special Teams/TE's, Dave Uyrus, Asst. Special Teams/Defensive Line, Charlie West, Defensive Backs.



1993 FINAL OFFENSIVE STATISTICS (5-11)

Head Coach: Bill Parcells (5-11) • Fourth in AFC-East • Home Stadium: Foxboro Stadium

DATE	W/L	SCORE	OPPONENT	ATTENDANCE
9/05	L	14-38	at Buffalo	79,751
9/12	L	16-19	Detroit OT	54,151
9/19	L	14-17	Seattle	50,392
9/26	L	7-45	at NY Jets	64,836
10/03			BYE	
10/10	W	23-21	at Phoenix	36,115
10/17	L	14-28	Houston	51,037
10/24	L	9-10	at Seattle	56,526
10/31	L	6-9	at Indianapolis	46,522
11/07	L	10-13	Buffalo OT	54,326
11/21	L	13-17	at Miami	59,982
11/28	L	0-6	NY Jets	42,810
12/05	L	14-17	at Pittsburgh	51,358
12/12	W	7-2	Cincinnati	29,794
12/19	W	20-17	at Cleveland	48,618
12/26	W	38-0	Indianapolis	26,571
1/02/94	W	33-27	Miami OT	53,883

Team Statistics

	PATS	OPP
TOTAL FIRST DOWNS	315	269
By Rushing	116	97
By Passing	169	161
By Penalty	30	11
Third Down: Md/Att.	92/237	96/231
Third Down: Eff.	38.8	41.6
Fourth Down: Md/Att.	13/27	5/13
Fourth Down: Eff.	48.1	38.5
POSSESSION AVG.	29:43	30:17
TOTAL NET YARDS	5065	4796
Avg. per Game	316.6	299.8
Total Offensive Plays	1091	1013
Avg. per Play	4.6	4.7
NET YARDS RUSHING	1780	1951
Total Rushing Plays	502	505
Avg. per Game	111.3	121.9
NET YARDS PASSING	3285	2845
Avg. per Game	205.3	177.8
Sacked/Yards Lost	23/127	34/242
Gross Yards Passing	3412	3087
Att./Completions	566/289	474/280
Completion Pct.	51.1	59.1
Had Intercepted	24	13
PUNTS/AVERAGE	76/40.7	90/41.2
NET PUNTING AVG.	34.8	34.7
PENALTIES/YARDS	65/468	111/803
FUMBLES/BALLS LOST	30/10	20/9
TOUCHDOWNS	26	32
Rushing	9	9
Passing	17	20
Returns	0	3

Score by Periods	1	2	3	4	OT	Total
Patriots	33	60	54	85	6	238
Opponents	41	103	26	110	6	286

SCORING	TD	Ru	Pa	Rt	PAT	FG	S	TP
Sisson	0	0	0	0	15/15	14/26	0	57
Coates	8	0	8	0	0	0	0	48
Russell	7	7	0	0	0	0	0	42
Bahr	0	0	0	0	10/10	5/5	0	25
Brisby	2	0	2	0	0	0	0	12
Timpon	2	0	2	0	0	0	0	12
Turner	2	0	2	0	0	0	0	12
Cook	1	0	1	0	0	0	0	6
Crittenden	1	0	1	0	0	0	0	6
Croom	1	1	0	0	0	0	0	6
Gash	1	1	0	0	0	0	0	6
McMurtry	1	0	1	0	0	0	0	6
Patriots	26	9	17	0	25/25	19/31	0	238
Opponent	32	9	20	3	32/32	20/24	1	286

RUSHING	NO	YDS	AVG	LG	TD
Russell	300	1088	3.6	21	7
Turner	50	231	4.6	49	0
Croom	60	198	3.3	22	1
Gash	48	149	3.1	14	1
Bledsoe	32	82	2.6	15	0
Secules	8	33	4.1	13	0
Saxon	2	2	1.0	2	0
Zolak	1	0	0.0	0	0
Crittenden	1	-3	-3.0	-3	0
Patriots	502	1780	3.5	49	9
Opponents	505	1951	3.9	57	9

RECEIVING	NO	YDS	AVG	LG	TD
Coates	53	659	12.4	54t	8
Brisby	45	626	13.9	39	8
Timpon	42	654	15.6	48	2
Turner	39	333	8.5	26	2
Russell	26	245	9.4	69	0
McMurtry	22	241	11.0	20	1
Cook	22	154	7.0	17	1
Crittenden	16	293	18.3	44	1
Gash	14	93	6.6	15	0
Croom	8	92	11.5	21	0
T. Brown	2	22	11.0	14	0
Patriots	289	3412	11.8	82	17
Opponents	280	3087	11.0	56	20

INTERCEPTIONS	NO	YDS	AVG	LG	TD
Hurst	4	53	13.3	24	0
Wren	3	-7	-2.3	2	0
Barnett	1	40	40.0	40	0
V. Brown	1	24	24.0	24	0
Collins	1	8	8.0	8	0
Thompson	1	4	4.0	4	0
Lambert	1	0	0.0	0	0
Ray	1	0	0.0	0	0
Patriots	13	122	9.4	40	0
Opponents	24	201	8.4	34	1

PUNTING	NO	YDS	AVG	NET BT	IN20	LG	BLK
Saxon	73	3096	42.4	34.8	7	25	59
Patriots	76	3096	40.7	34.8	7	25	59
Opp.	90	3709	41.2	34.7	6	19	58

PUNT RETURNS	NO	FC	YDS	AVG	LG	TD
T. Brown	25	9	224	9.0	19	0
Harris	23	4	201	8.7	21	0
Crittenden	2	1	37	18.5	30	0
Smith	1	0	0	0.0	0	0
Patriots	51	14	462	9.1	30	0
Opponents	34	6	313	9.2	47t	1

KICK RETURNS	NO	YDS	AVG	LG	TD
Crittenden	23	478	20.8	44	0
T. Brown	15	243	16.2	29	0
Harris	6	90	15.0	19	0
Sabb	2	0	0.0	0	0
Cook	1	8	8.0	8	0
Coates	0	0	0.0	0	0
Patriots	47	819	17.4	44	0
Opponents	44	921	20.9	42	0

Sacks: Slade 9.0, Tippet 8.5, A. Jones 3.5, Pitts 3.0, Sabb 2.0, Williams 2.0, Agnew 1.5, Brown 1.0, Collins 1.0, Hurst 1.0, Thompson 1.0, Goad 0.5. Patriots, 34.0, Opponents, 23.0.

FIELD GOALS	1-19	20-29	30-39	40-49	50+
Sisson	1/1	8/13	3/4	2/6	0/2
Bahr	1/1	1/1	3/3	0/0	0/0
Patriots	2/2	9/14	6/7	2/6	0/2
Opp.	0/0	12/12	7/7	1/2	0/3

Sisson: (-) (26G,21G,32G,28wr) (54s)
 (-) (37wl,29G,23G,31G) (42b) (48s,41wr, 36G,25G,19G) (40G,45wl,26G) (28wr, 27G) (28G,26wl,40G) (54wl,28b) (-) (27wr).

Bahr: (23G,34G) (19G) (31G,37G).

Opponents: (28G) (52wr,22G,26G,23G, 38G) (52wl,24G) (53wl,42G) (-) (-) (30G) (27G,38G,37G) (40wl,27G,32G) (23G) (33G,23G) (35G) (-) (23G) (-) (29G,24G).

1993 AFC Eastern Division

TEAM	W	L	T	PCT.	PF	PA
Buffalo	12	4	0	.750	329	242
Miami	9	7	0	.563	349	351
NY Jets	8	8	0	.500	270	247
Patriots	5	11	0	.313	238	286
Indianapolis	4	12	0	.250	189	378

AFC Championship: at Buffalo 30, Kansas City 13

Super Bowl XXVIII: Dallas 30, Buffalo 13; at Atlanta, GA

1993 Coaching Staff: Dave Atkins, Offensive Backs, Romeo Crennel, Defensive Line, Al Groh, Defensive Coordinator/Linebackers, Fred Hoaglin, Offensive Line, Chris Palmer, Wide Receivers, Johnny Parker, Strength/Conditioning, Ray Perkins, Offensive Coordinator, Dante Scarnecchia, Special Assistant, Mike Sweatman, Special Teams, Bob Trott, Defensive Backs, Charlie Weis, Tight Ends.

PASSING	ATT	CMP	YARDS	CMP%	YDS/ATT	TD	TD%	INT	INT%	LG	SK/YDS	RATING
Bledsoe	429	214	2494	49.9	5.81	15	3.5	15	3.5	54t	16/99	65.0
Secules	134	75	918	56.0	6.85	2	1.5	9	6.7	82	7/28	54.3
Zolak	2	0	0	0.0	0.00	0	0.0	0	0.0	0	0/0	39.6
Turner	1	0	0	0.0	0.00	0	0.0	0	0.0	0	0/0	39.6
Patriots	566	289	3412	51.1	6.03	17	3.0	24	4.2	82	23/127	62.1
Opps.	474	280	3087	59.1	6.51	20	4.2	13	2.7	56	34/242	81.1



1994 FINAL OFFENSIVE STATISTICS (10-6)

Head Coach: Bill Parcells (10-6) • Second in AFC-East • Home Stadium: Foxboro Stadium

DATE	W/L	SCORE	OPPONENT	ATTENDANCE
9/04	L	35-39	at Miami	69,613
9/11	L	35-38	Buffalo	60,274
9/18	W	31-28	at Cincinnati	46,640
9/25	W	23-17	at Detroit	59,618
10/02	W	17-16	Green Bay	57,522
10/09	L	17-21	LA Raiders	59,889
10/16	L	17-24	at NY Jets	71,123
10/30	L	3-23	Miami	59,167
11/06	L	6-13	at Cleveland	73,878
11/13	W	26-20	Minnesota OT	58,382
11/20	W	23-17	San Diego	59,690
11/27	W	12-10	at Indianapolis	43,839
12/04	W	24-13	NY Jets	60,138
12/11	W	28-13	Indianapolis	57,656
12/18	W	41-17	at Buffalo	56,784
12/24	W	13-3	at Chicago	60,178
AFC PLAYOFFS				
1/19/5	L	13-20	at Cleveland	77,452

Team Statistics

Team Statistics		PATS	OPP				
TOTAL FIRST DOWNS		348	280				
By Rushing		83	86				
By Passing		243	173				
By Penalty		22	21				
Third Down: Md/Att.		106/257	72/215				
Third Down: Eff.		41.2	33.5				
Fourth Down: Md/Att.		18/35	6/16				
Fourth Down: Eff.		51.4	37.5				
POSSESSION AVG.		32:08	27:52				
TOTAL NET YARDS		5776	5207				
Avg. per Game		361.0	325.4				
Total Offensive Plays		1199	1006				
Avg. per Play		4.8	5.2				
NET YARDS RUSHING		1332	1760				
Total Rushing Plays		478	422				
Avg. per Game		83.3	110.0				
NET YARDS PASSING		4444	3447				
Avg. per Game		277.8	215.4				
Sacked/Yards Lost		22/139	39/290				
Gross Yards Passing		4583	3737				
Att./Completions		699/405	545/298				
Completion Pct.		57.9	54.7				
Had Intercepted		27	22				
PUNTS/AVERAGE		69/41.2	83/40.2				
NET PUNTING AVG.		35.7	34.6				
PENALTIES/YARDS		78/597	117/195				
FUMBLES/BALLS LOST		28/11	34/18				
TOUCHDOWNS		39	36				
Rushing		12	11				
Passing		25	21				
Returns		2	4				
Score by Periods		1	2	3	4	OT	Total
Patriots		46	95	94	110	6	351
Opponents		53	133	56	70	-	312

SCORING	ID	Ru	Pa	Rt	PAT	FG	S	TR
Bahr	0	0	0	0	36/36	27/34	0	117
Butts	8	8	0	0	0	0	0	48
Coates	7	0	7	0	0	0	0	42
Thompson	7	2	5	0	0	0	0	42
Brisby	5	0	5	0	0	0	0	30
Crittenden	3	0	3	0	0	0	0	18
Timpson	3	0	3	0	0	0	0	18
Turner	3	1	2	0	0	0	0	18
Reynolds	2	0	0	2	0	0	0	12
Thomas	1	1	0	0	0	0	0	6
O'Neill	0	0	0	0	0	0/1	0	0
PATRIOTS	39	12	25	2	36/36	27/35	0	351
Opponent	36	11	21	4	32/33	20/25	0	315

2-Pt. Conversions: Patriots 0-2, Opp. 2-3.

RUSHING	NO	YDS	AVG	L G	TD
Butts	243	703	2.9	26	8
Thompson	102	312	3.1	13	2
Turner	36	111	3.1	13	1
Gash	30	86	2.9	10	0
Thomas	19	67	3.5	13	1
Bledsoe	44	40	0.9	7	0
Timpson	2	14	7.0	10	0
Coates	1	0	0.0	0	0
Zolak	1	-1	-1.0	-1	0
Patriots	478	1332	2.8	26	12
Opponents	422	1760	4.2	52	11

RECEIVING	NO	YDS	AVG	LG	TD
Coates	96	1174	12.2	62t	7
Timson	74	941	12.7	37	7
Thompson	65	465	7.2	27t	5
Brisby	58	904	15.6	43	5
Turner	52	471	9.1	32	2
Crittenden	28	379	13.5	32	3
Burke	9	86	9.6	17	0
Gash	9	61	6.8	19	0
Butts	9	54	6.0	15	0
Hawkins	2	22	11.0	14	0
Thomas	2	15	7.5	9	0
Harris	1	11	11.0	11	0
Patriots	405	4583	11.3	62t	25
Opponents	298	3737	12.5	65t	21

INTERCEPTIONS	NO	YDS	AVG	LG	TD
Hurst	7	68	9.7	24	0
H. Barnett	3	51	17.0	24	0
V. Brown	3	22	7.3	12	0
Guyton	2	18	9.0	15	0
Smith	2	10	5.0	10	0
Sabb	2	6	3.0	5	0
Whigham	1	21	21.0	21	0
Reynolds	1	11	11.0	11	0
Ray	1	2	2.0	2	0
Patriors	22	209	9.5	24	1
Opponents	27	252	9.3	24	2

PUNTING	NO	YDS	AVG	NET TB	IN20	LG	BLK
O'Neill	69	2841	41.2	35.7	6	25	67
Patriots	69	2841	41.2	35.7	6	25	67
Opp.	83	3333	40.2	34.6	4	21	53

PUNT RETURNS	NO	FC	YDS	AVG	LG	TD
T. Brown	24	10	202	8.4	38	0
Crittenden	19	6	155	8.2	26	0
Harris	3	0	26	8.7	12	0
Patriors	46	16	383	8.3	38	0
Opponents	34	9	260	7.6	30	0

KICK RETURNS	NO	YDS	AVG	LG	TD
Crittenden	24	460	19.2	36	0
Thompson	18	376	20.9	30	0
Croom	10	172	17.2	24	0
Burke	3	11	3.7	6	0
Thomas	3	40	13.3	16	0
T. Brown	1	14	14.0	14	0
DeOssie	1	14	14.0	14	0
Gash	1	9	9.0	9	0
Guyton	1	-1	-1.0	-1	0
Timpison	1	28	28.0	28	0
Patriots	63	1123	17.8	36	1
Opponents	63	1375	21.8	80	1

Sacks: Slade 9.5, M. Jones 6.0, McGinest 4.5, A. Jones 4.0, Sabb, 3.5, Goad 3.0, Hurst 2.0, Reynolds 2.0, V. Brown 1.5, T. Barnett 1.0, Pitts 1.0, Agnew 0.5, Smith 0.5. Patriots 39.0, Opponents 22.0.

FIELD GOALS	1-19	20-29	30-39	40-49	50+
Bahr	0/0	14/14	9/12	4/8	0/0
O'Neill	0/0	0/0	0/0	0/1	0/0
Patriots	0/0	14/14	9/12	4/9	0/0
Opp.	0/0	5/5	5/8	8/10	2/2

Bahr: (-) (-) (43G, 24G,28G, 35G)
(20G,28G,21G) (48s, 32wl,33G) (24G) (40G)
(48G)(20G,39G) (38G,39wl,
23G)(44wr,39G,48wl,38G,23G) (22G,
37G,25G,42G) (33G) (36wl) (33G,20G)
(29G,22G,46wl).

O'Neill: (-) (-) (-) (-) (-) (-) (47s) (-) (-) (-) (-)
(-) (-) (-) (-).

Opponents: (42G) (32G) (-) (27G) (27G) (-)
(32wl,37G) (44G,50G,48G) (33G,41G)
(40G,33G) (48s,34G) (42wr,50G) (46G, 26G)
(27G,47G) (24G) (44G,38B,36wl).

1994 AFC Eastern Division

TEAM	W	L	T	PCT.	PF	PA
Miami	10	6	0	.625	389	327
Patriots*	10	6	0	.625	351	312
Indianapolis	8	8	0	.500	307	320
Buffalo	7	9	0	.438	340	356
NY Jets	6	10	0	.375	264	320
*Wild Card						

AFC Championship: San Diego 17, at Pittsburgh 13

Super Bowl XXIX: San Francisco 49, San Diego 26; Miami, Fla.

1994 Coaching Staff: Maurice Carthon,

Offensive Assistant, Romeo Crennel, Defensive Line, Al Groh, Defensive Coordinator/Linebackers, Fred Hoaglin, Offensive Line, Chris Palmer, Wide Receivers, Johnny Parker, Strength/ Conditioning, Ray Perkins, Offensive Coordinator, Mike Pope, Running Backs, Dante Scarnecchia, Special Assistant, Mike Sweatman, Special Teams, Bob Trott, Defensive Backs, Charlie Weis, Tight Ends.

PASSING	ATT	CMP	YARDS	CMP%	YDS/ATT	TD	TD%	INT	INT%	LG	SK/YDS	RATING
Bledsoe	691	400	4555	57.9	6.59	25	3.6	27	3.9	62†	22/139	73.6
Zolak	8	5	28	62.5	3.50	0	0.0	0	0.0	13	0/0	68.8
Patriots	699	405	4583	57.9	6.56	25	3.6	27	3.9	62†	22/139	73.5
Opps.	545	298	3737	54.7	6.86	21	3.9	22	4.0	65†	39/290	72.2



1995 FINAL OFFENSIVE STATISTICS (6-10)

Head Coach: Bill Parcells (6-10) • Fourth in AFC-East • Home Stadium: Foxboro Stadium

DATE	W/L	SCORE	OPPONENT	ATTENDANCE
9/3	W	17-14	Cleveland	60,126
9/10	L	3-20	Miami	60,239
9/17	L	3-28	at San Francisco	66,179
Open Date				
10/1	L	17-30	at Atlanta	47,114
10/8	L	3-37	Denver	60,074
10/15	L	26-31	at Kansas City	77,992
10/23	W	27-14	Buffalo	60,203
10/29	L	17-20	Carolina OT	60,064
11/5	W	20-7	at NY Jets	61,462
11/12	W	34-17	at Miami	70,339
11/19	L	10-24	Indianapolis	59,544
11/26	W	35-25	at Buffalo	69,384
12/3	L	17-31	New Orleans	59,876
12/10	W	31-28	NY Jets	46,617
12/16	L	27-41	at Pittsburgh	57,158
12/23	L	7-10	at Indianapolis	54,685

Team Statistics

	PATS	OPP
TOTAL FIRST DOWNS	335	308
Rushing	106	106
Passing	207	181
Penalty	22	21
3rd Down: Made/Att.	99/260	80/215
3rd Down %	38.1	37.2
4th Down: Made/Att.	17/39	7/13
4th Down %	43.6	53.8
POSSESSION AVG.	29:33	30:27
TOTAL NET YARDS	5,457	5,764
Avg. Per Game	341.1	360.3
Total Plays	1,187	1,034
Avg. Per Play	4.6	5.6
NET YARDS RUSHING	1,866	1,878
Avg. Per Game	116.6	117.4
Total Rushes	474	448
NET YARDS PASSING	3,591	3,886
Avg. Per Game	224.4	242.9
Sacked/Yds Lost	27/198	37/221
Gross Yards	3,789	4,107
Att./Completions	686/351	549/342
Completion Pct.	51.2	62.3
Had Intercepted	16	15
PUNTS/ AVERAGE	79/39.2	86/38.8
NET PUNTING AVG.	79/32.9	86/32.0
PENALTIES/YARDS	84/676	104/816
FUMBLES/BALLS LOST	32/20	24/14
TOUCHDOWNS	32	44
Rushing	16	12
Passing	14	29
Returns	2	3
Score by Periods	1 2 3 4 OT Total	1 2 3 4 OT Total
PATRIOTS	49 84 59 102 - 294	49 84 59 102 - 294
Opponents	60 143 72 99 3 377	60 143 72 99 3 377

SCORING	TD	Ru	Pa	Rt	PAT	FG	S	TP
Bahr	0	0	0	0	27/27	23/33	0	96
Martin	15	14	1	0	0/0	0/0	0	92
Coates	6	0	6	0	0/0	0/0	0	36
Brisby	3	0	3	0	0/0	0/0	0	18
Meggett	2	2	0	0	0/0	0/0	0	16
Graham	2	0	2	0	0/0	0/0	0	12
Brown, T.	1	0	0	1	0/0	0/0	0	6
Gash	1	0	1	0	0/0	0/0	0	6
Moore, W.	1	0	1	0	0/0	0/0	0	6
Slade	1	0	0	1	0/0	0/0	0	6
PATRIOTS	32	16	14	2	27/27	23/33	0	294
Opponent	44	12	29	3	40/41	23/32	0	377
2-PT. Conversions: Meggett 2, Martin. Patriots 3-5, Opp. 2-3.								

RUSHING	NO	YDS	AVG	LG	TD
Martin	368	1,487	4.0	49	14
Meggett	60	250	4.2	25	2
Croom	13	54	4.2	12	0
Bledsoe	20	28	1.4	15	0
Gash	8	24	3.0	9	0
Zolak	4	19	4.8	12	0
Lee	1	4	4.0	4	0
Patriots	474	1,866	3.9	49	16
Opponents	448	1,878	4.2	66	12

RECEIVING	NO	YDS	AVG	LG	TD
Coates	84	915	10.9	35	6
Brisby	66	974	14.8	72	3
Meggett	52	334	6.4	19	0
Moore, W.	43	502	11.7	33	1
Martin	30	261	8.7	27	1
Gash	26	242	9.3	30	1
Burke	15	136	9.1	21	0
Brown, T.	14	159	11.4	31	0
Graham	10	156	15.6	37	2
Lee	8	107	13.4	33	0
Croom	1	8	8.0	8	0
Grant	1	4	4.0	4	0
Bledsoe	1	-9	-9.0	-9	0
Patriots	351	3,789	10.8	72	14
Opponents	342	4,107	12.0	70	29

INTERCEPTIONS	NO	YDS	AVG	LG	TD
Brown, V.	4	1	0.3	1	0
Guyton	3	68	22.7	45	0
Law	3	47	15.7	38	0
Reynolds	3	6	2.0	4	0
Ray	1	21	21.0	21	0
Hurst	1	0	0.0	0	0
Patriots	15	143	9.5	45	0
Opponents	16	161	10.1	69	1

PUNTING	NO	YDS	AVG	NET BT	IN20	LG	BLK
O'Neill	41	1514	36.9	31.2	3	14	57
Wagner	37	1557	42.1	35.4	4	13	57
Bahr	1	29	29.0	9.0	1	0	29
Patriots	79	3100	39.2	32.9	8	27	57
Opp.	86	3339	38.8	32.0	10	21	64

PUNT RETURNS	NO	FC	YDS	AVG	LG	TD
Meggett	45	17	383	8.5	23	0
Patriots	45	17	383	8.5	23	0
Opponents	40	11	342	8.6	42	0

KICK RETURNS	NO	YDS	AVG	LG	TD
Meggett	38	964	25.4	62	0
Brown, T.	31	672	21.7	38	0
Gisler	2	19	9.5	11	0
Lee	1	14	14.0	14	0
Frisch	1	8	8.0	8	0
Burke	1	7	7.0	7	0
Grant	1	7	7.0	7	0
Patriots	75	1,691	22.5	62	0
Opponents	67	1,405	21.0	58	0

Sacks: McGinest 11.0, V. Brown 4.0, Collons 4.0, Slade 4.0, M. Jones 3.0, Reynolds 2.5, Barnett 2.0, Lewis 1.5, White 1.5, A. Jones 1.0, Law 1.0, T. Roberts 1.0, Johnson 0.5. Patriots 37.0, Opponents 27.0

FIELD GOALS	1-19	20-29	30-39	40-49	50+
Bahr	1/2	12/12	3/7	5/7	2/5
Patriots	1/2	12/12	3/7	5/7	2/5
Opp.	1/1	7/8	11/15	1/4	3/4

Bahr: (21G, 21G, 28G), (29G), (34WR, 43G), (27G), (51G), (29G, 20G), (39G, 42B, 24G), (39S), (41G, 29G), (19S, 55G, 47G), (41G), (29G, 43G), (39G, 43WL), (31WR, 35WL, 30WL, 31G), (23G, 22G), (54s, 55s, 50s).

Opponents: (-), (22G, 54B, 19G), (-), (34G, 54G, 31G, 32G, 33G), (37G, 31G, 51G), (27G), (23G, 23G, 47WL), (38WR, 27G, 39WR, 29G), (-), (29WL, 36G), (36G), (51G, 48G), (24G), (33WR), (43WL, 32G, 32G), (44WL, 35WR, 30G).

1995 AFC Eastern Division

TEAM	W	L	T	PCT.	PF	PA
Buffalo	10	6	0	.625	350	335
Indianapolis*	9	7	0	.563	331	316
Miami*	9	7	0	.563	398	332
Patriots	6	10	0	.375	294	377
NY Jets	3	13	0	.188	233	384

*Wild Card

AFC Championship: at Pittsburgh 20, Indianapolis 16

Super Bowl XXX: Dallas 27, Pittsburgh 17; at Tempe, Arizona

1995 Coaching Staff: Maurice Carthon, Offensive Assistant, Romeo Crennel, Defensive Line, Al Groh, Defensive Coordinator/Linebackers, Fred Hoaglin, Offensive Line, Chris Palmer, Wide Receivers, Johnny Parker, Strength/Conditioning, Ray Perkins, Offensive Coordinator, Mike Pope, Tight Ends, Dante Scarnecchia, Defensive Asst./LB's, Mike Sweatman, Special Teams, Bob Trott, Defensive Backs, Charlie Weis, Running Backs.

PASSING	ATT	CMP	YARDS	CMP%	YDS/ATT	TD	TD%	INT	INT%	LG	SK/YDS	RATING
Bledsoe	636	323	3,507	50.8	5.51	13	2.0	16	2.5	47	23/170	63.7
Zolak	49	28	282	57.1	5.76	1	2.0	0	0.0	72	4/28	80.5
Meggett	1	0	0	0.0	0.00	0	0.0	0	0.0	0	0/0	39.6
Patriots	686	351	3,789	51.2	5.52	14	2.0	16	2.3	72	27/198	64.8
Opps.	549	342	4,107	62.3	7.48	29	5.3	15	2.7	70	37/221	91.4



1996 FINAL OFFENSIVE STATISTICS (11-5)

Head Coach: Bill Parcells (11-5) • First in AFC-East • Home Stadium: Foxboro Stadium

OATE	W/L	SCORE	OPPONENT	ATTENDANCE
09/01	L	10-24	at Miami	71,542
09/08	L	10-17	at Buffalo	78,104
09/15	W	31-0	Arizona	59,118
09/22	W	28-25	Jacksonville OT	59,446
Open Date				
10/06	W	46-38	at Baltimore	63,569
10/13	L	22-27	Washington	59,638
10/20	W	27-9	at Indianapolis	58,726
10/27	W	28-25	Buffalo	58,858
11/03	W	42-23	Miami	58,942
11/10	W	31-27	at NY Jets	61,715
11/17	L	8-34	Denver	59,452
11/24	W	27-13	Indianapolis	58,226
12/01	W	45-7	at San Diego	59,209
12/08	W	34-10	NY Jets	54,621
12/15	L	6-12	at Dallas	64,578
12/21	W	23-22	at NY Giants	65,387
AFC PLAYOFFS				
1/5/97	W	28-3	Pittsburgh	60,188
1/12/97	W	20-6	Jacksonville	60,190
1/26/97	L	21-35	Green Bay	72,301

Team Statistics

Team Statistics	PATs		OPP					
TOTAL FIRST DOWNS	339		305					
Rushing	103		102					
Passing	206		178					
Penalty	30		25					
3rd Down Made/Att	84/228		82/228					
3rd Down Pct.	36.8		36.0					
4th Down Made/Att	19/34		12/22					
4th Down Pct.	55.9		54.5					
POSSESSION AVG.	30:11		29:49					
TOTAL NET YARDS	5369		5305					
Avg. Per Game	335.6		331.6					
Total Plays	1085		1063					
Avg. Per Play	4.9		5.0					
NET YARDS RUSHING	1468		1502					
Avg. Per Game	91.8		93.9					
Total Rushes	427		434					
NET YARDS PASSING	3901		3803					
Avg. Per Game	243.8		237.7					
Sacked/Yards Lost	30/190		33/252					
Gross Yards	4091		4055					
Att./Completions	628/374		596/322					
Completion Pct.	59.6		54.0					
Had Intercepted	15		23					
POINTS/AVERAGE	64/43.2		82/42.5					
NET PUNTING AVG.	64/35.8		82/33.6					
PENALTIES/YARDS	97/116		139/189					
FUMBLES/BALL LOST	25/12		23/11					
TOUCHDOWNS	48		34					
Rushing	15		14					
Passing	27		17					
Returns	6		3					
Score by Periods	1		2					
Patriots	79		123					
Opponents	59		105					
SCORING	TD	Ru	Pa	Rt	PAT	FG	S	P
Vinateri	0	0	0	0	39/42	27/35	0	120
Martin	17	14	3	0	0	0	194	0
Coates	9	9	0	0	0	0	0	0
Glenn	6	0	6	0	0	0	36	0
Jefferson	4	0	4	0	0	0	24	0
Byars LG	2	0	2	0	0	0	14	0
Byars TM	2	0	2	0	0	0	14	0
Gash	2	0	2	0	0	0	14	0
McGinest	2	0	0	2	0	0	12	0
Bartrum	1	0	1	0	0	0	6	0
C. Brown	1	0	0	1	0	0	6	0
Bruschi	1	0	0	0	1	0	6	0
Grier	1	1	0	0	0	0	6	0
Law	1	0	0	1	0	0	6	0
Mcgett	1	0	0	0	1	0	6	0
Team	48	15	27	6	39/42	27/35	1	418
Opponent	34	14	17	3	28/28	23/29	1	313

2-Pt. Conversions: Byars, Coates, Gash, Martin, Team 4-6, Opponents 5-6

RUSHING	NO	YDS	AVG	LG	TD
Martin	316	1152	3.6	57	14
McGgett	40	122	3.1	12	0
Grier	27	105	3.9	26	1
Glenn	5	42	8.4	26	0
Bledsoe	24	27	1.1	8	0
Gash	8	15	1.9	3	0
Jefferson	1	6	6.0	6	0
Byars LG	2	2	1.0	3	0
Byars TM	2	2	1.0	3	0
Zolak	4	-3	-7.0	0	0
Team	427	1468	3.4	57	15
Opponents	434	1502	3.5	36	14

RECEIVING	NO	YDS	AVG	LG	TD
Glenn	90	1132	12.6	37t	6
Coates	62	682	11.0	84t	9
Jefferson	50	771	15.4	42	4
Martin	46	333	7.2	41	3
McGgett	33	292	8.8	26	0
Gash	33	276	8.4	28	2
Byars LG	32	289	9.0	27	2
Byars TM	27	249	9.2	27	2
T. Brown	21	222	10.6	38	0
Graham	5	64	12.8	23	0
W. Moore	3	37	12.3	16	0
Burke	1	19	19.0	19	0
Grier	1	8	8.0	8	0
Jells	1	5	5.0	5	0
Bartrum	1	1	1.0	1t	1
Team	374	4091	10.9	84t	27
Opponents	322	4055	12.6	63t	17

INTERCEPTIONS	NO	YDS	AVG	LG	TD
Clay	4	50	12.5	35	0
Law	3	45	15.0	38t	1
Smith LG	2	20	10.0	11	0
Smith TM	2	20	10.0	11	0
Hitchcock	2	14	7.0	14	0
Milloy	2	14	7.0	14	0
Henderson	2	7	3.5	7	0
Reynolds	2	7	3.5	7	0
McGinest	1	46	46.0	46t	1
Ray	1	43	43.0	43	0
Collins	1	7	7.0	7	0
Slade	1	2	2.0	2	0
Johnson	1	0	0.0	0	0
Sabb	1	0	0.0	0	0
Team	23	255	11.1	46t	2
Opponents	15	191	12.7	60	1

CMP%	YDS/ATT	TD	TD%	INT
59.9	6.56	27	4.3	15
0.0	0.00	0	0.0	0
0.0	0.00	0	0.0	0
0.0	0.00	0	0.0	0
100.0	5.00	0	0.0	0
59.6	6.51	27	4.3	15
54.0	6.80	17	2.9	23

Team	52	9	588	11.3	60t	1
Opponents	34	8	334	9.8	36	0

KICK RETURNS	NO	YDS	AVG	LG	TD
McGgett	34	781	23.0	54	0
T. Brown	29	634	21.9	51	0
Gisler	1	9	9.0	9	0
Team	64	1424	22.3	54	0
Opponents	81	1683	20.8	70	0

Sacks: McGinest 9.5, Slade 7.0, Bruschi 4.0, Sagapolutele 3.0, Jones 2.0, Eaton 1.0, Milloy 1.0, Ray 1.0, Smith 1.0, Wheeler 1.0, Wyman 1.0, Collons 0.5, McGruder 0.5, Sabb 0.5. Patriots 33.0, Opponents 30.0

FIELD GOALS	1-19	20-29	30-39	40-49	50+
Vinateri	1/1	9/10	8/8	8/14	1/2
Team	1/1	9/10	8/8	8/14	1/2
Opp.	0/0	10/10	10/11	2/6	1/2

Vinateri: (25G)(42G,45N,25N,47B)(47N,31G)(23G,30G,29G,44N,41G,40G)(22G,35G,50G)(24G,35G,29G,43N)(44G,36G)(40G,32G,54N)(30G)(40N)(26G,22G)(47G)(19G,41G)(21G,30G)(40G)

Opponents: (34G)(33G,37N)(42N,27G)(21G,48N,24G)(21G,35G,38G)(33G)(45N,39G)(48N,26G,32G)(52N,28G,47G)(42G,50G)(27G)(23G,36G,35G,29G)(30G,27G)

1996 AFC Eastern Division

TEAM	W	L	T	PCT.	PF	PA
Patriots	11	5	0	.688	418	313
Buffalo*	10	6	0	.625	319	266
Indianapolis*	9	7	0	.563	317	334
Miami	8	8	0	.500	339	325
NY Jets	1	15	0	.063	279	454

AFC Championship: at New England 20, Jacksonville 6

Super Bowl XXXI: Green Bay 35, New England 21; at New Orleans, LA

1996 Coaching Staff: Bill Belichick, Assistant Head Coach/Secondary, Maurice Carthon, Running Backs, Romeo Crennel, Defensive Line, Al Groh, Defensive Coordinator/Linebackers, Fred Hoaglin, Offensive Line, Chris Palmer, Quarterbacks, Johnny Parker, Strength/Conditioning, Ray Perkins, Offensive Coordinator, Mike Pope, Tight Ends, Dante Scarnechia, Defensive Asst./LB's, Mike Sweatman, Special Teams, Charlie Weis, Running Backs.

PASSING	ATT	CMP	YARDS	CMP%	YDS/ATT	TD	TD%	INT	INT%	LG	SK/YDS	RATING
Bledsoe	623	373	4086	59.9	6.56	27	4.3	15	2.4	84t	30/190	83.7
Tupa	2	0	0	0.0	0.00	0	0.0	0	0.0	0	0/0	39.6
Grier	1	0	0	0.0	0.00	0	0.0	0	0.0	0	0/0	39.6
McGgett	1	0	0	0.0	0.00	0	0.0	0	0.0	0	0/0	39.6
Zolak	1	1	5	100.0	5.00	0	0.0	0	0.0	5	0/0	87.5
Team	628	374	4091	59.6	6.51	27	4.3	15	2.4	84t	30/190	83.2
Opps.	596	322	4055	54.0	6.80	17	2.9	23	3.9	63t	33/252	68.9



1997 FINAL OFFENSIVE STATISTICS (10-6)

Head Coach: Pete Carroll (10-6) • First in AFC-East • Home Stadium: Foxboro Stadium

DATE	W/L	SCORE	OPPONENT	ATTENDANCE
08/31	W	41-7	San Diego	60,190
09/07	W	31-6	at Indianapolis	53,632
09/14	W	27-24	NY Jets	60,072
09/21	W	31-3	Chicago	59,873
10/06	L	13-34	at Denver	75,821
10/12	W	33-6	Buffalo	59,802
10/19	L	19-24	NY Jets	71,061
10/27	L	10-28	Green Bay	59,972
11/02	L	18-23	at Minnesota	62,917
11/09	W	31-10	at Buffalo	65,783
11/16	L	7-27	at Tampa Bay	70,479
11/23	W	27-24	Miami	59,002
11/30	W	20-17	Indianapolis	58,507
12/07	W	26-20	at Jacksonville	73,446
12/13	L	21-24	Pittsburgh	60,013
12/22	W	14-12	at Miami	74,379
AFC PLAYOFFS				
12/28	W	17-3	Miami	60,041
1/3/98	L	6-7	at Pittsburgh	61,228

Team Statistics

	PATS	OPP
TOTAL FIRST DOWNS	267	322
Rushing	71	114
Passing	173	183
Penalty	23	25
3rd Down: Made/Att	88/218	90/233
3rd Down Pct.	40	38.6
4th Down: Made/Att	3/13	16/30
4th Down Pct.	23.1	53.3
POSSESSION AVG.	28.08	31.52
TOTAL NET YARDS	5014	5085
Avg. Per Game	313.4	317.8
Total Plays	960	1100
Avg. Per Play	5.2	4.6
NET YARDS RUSHING	1464	1616
Avg. Per Game	91.5	101.0
Total Rushes	398	436
NET YARDS PASSING	3550	3469
Avg. Per Game	221.9	216.8
Sacked/Yards Lost	30/258	45/303
Gross Yards	3808	3772
Att./Completions	532/321	619/368
Completion Pct.	60.3	59.5
Had Intercepted	15	19
PUNTS/AVERAGE	79/45.2	74/44.4
NET PUNTING AVG.	79/36.1	74/36.5
PENALTIES/YARDS	99/84.5	106/76.3
FUMBLES/BALL LOST	17/7	29/13
TOUCHDOWNS	42	33
Rushing	16	16
Passing	31	14
Returns	5	3

Score by Periods	1	2	3	4	OT	Total
Patriots	82	126	61	97	3	369
Opponents	60	39	89	98	3	289

SCORING	TD	Ru	Pa	RI	PAT	FG	S	TP
Vinatieri	0	0	0	0	40/40	0	0	115
Coates	8	0	8	0	0	0	0	48
Brown	6	0	6	0	0	0	0	36
Martin	5	4	1	0	0	0	0	30
Byars	3	0	3	0	0	0	0	18
Gash	3	0	3	0	0	0	0	18
Purnell	3	0	3	0	0	0	0	18
Brisby	2	0	2	0	0	0	0	12
Glenn	2	0	2	0	0	0	0	12
Jefferson	2	0	2	0	0	0	0	12
Meggett	2	0	2	0	0	0	0	12
Clay	1	0	1	0	0	0	0	6
Cullors	1	0	1	0	0	0	0	6
Grier	1	1	0	0	0	0	0	6
Hitchcock	1	0	0	1	0	0	0	6
Slade	1	0	0	1	0	0	0	6
Whigham	1	0	0	1	0	0	0	6
Team	42	6	31	5	40/40	25/29	1	369
Opponent	33	16	14	3	29/29	20/29	0	289

2-Pt. Conversions: Team 0-2, Opponents 1-4

RUSHING	NO	YDS	AVG	LG	TD
Martin	274	1160	4.2	70t	4
Cullors	22	101	4.6	24	0
Grier	33	75	2.3	12	1
Meggett	20	60	3.0	10	1
Bledsoe	28	55	2.0	8	0
Byars	11	24	2.2	5	0
Gash	6	10	1.7	4	0
Zolak	3	-3	-1.0	-1	0
Brown	1	-18	-18.0	-18	0
Team	398	1464	3.7	70t	6
Opponents	436	1616	3.7	34	16

RECEIVING	No	Yds	Avg	LG	TD
Coates	66	737	11.2	35	8
Jefferson	54	841	15.6	67	2
Brown	41	607	14.8	76	6
Martin	41	296	7.2	22	1
Glenn	27	431	16.0	50	2
Brisby	23	276	12.0	31	2
Gash	22	154	7.0	19	3
Byars	20	189	9.5	51	3
Meggett	19	203	10.7	49t	1
Purnell	5	57	11.4	20t	3
Cullors	2	8	4.0	6	0
Jells	1	9	9.0	9	1
Team	321	3808	11.9	76	31
Opponents	368	3772	10.3	51	14

INTERCEPTIONS	NO	YDS	AVG	LG	TD
Clay	6	109	18.2	53t	1
Law	3	70	23.3	40	0
Millroy	3	15	5.0	15	0
Hitchcock	2	104	52.0	100t	1
Whigham	2	60	30.0	60t	0
Moore	2	7	3.5	7	0
Slade	1	1	1.0	1t	1
Team	19	366	19.3	100t	4
Opponents	15	213	14.2	45	2

PUNTING	No	Yds	Avg	Net TB	In20	Lg	Bk
Tupa	78	3569	45.8	36.1	14	24	73
Team	78	3569	45.8	36.1	14	24	73
Opp.	74	3288	44.4	36.5	6	17	66

PUNT RETURNS	NO	FC	YDS	AVG	LG	TD
Meggett	45	8	467	10.4	47	0
Team	45	8	467	10.4	47	0
Opponents	38	11	437	11.5	26	0

KICK RETURNS	No	Yds	Avg	LG	TD
Meggett	33	816	24.7	61	0
Cullors	15	386	25.7	86t	1
Canty	4	115	28.8	63	0
Coates	1	20	20.0	20	0
Team	53	1337	26.2	86t	1
Opponents	75	1651	22.0	92t	1

SACKS	Slade	9.0	Thomas	7.0	Bruschi	4.0
	Johnson	4.0	Jones	4.0	Wheeler	4.0
	Canty	2.0	McGinest	2.0	Whigham	2.0
	Collins	1.5	Eaton	1.0	Israel	1.0
	McGruder	1.0	Law	0.5	Patriots	45.0
	Opponents	30.0				

FIELD GOALS	1-19	20-29	30-39	40-49	50+
Vinatieri	0/0	11/11	7/9	6/8	1/1
Team	0/0	11/11	7/9	6/8	1/1
Opp.	0/0	7/8	7/10	5/8	1/3

Vinatieri:	(21G, 26G) (21G) (33G,34G) (27G) (26G,49G) (20G,23G,41G,52G) (24G) (38G) (22G,25G) (42G,42N, 45N) () (36G,27G,30N) (24G,48N) (44G,41G, 33G,39G,32N) () ()
Opponents:	() (45G,38G) (27G,29B) (38G) (21G,48N,33G) (34N) (35N,35G,68N,36N) () (24G,23G,41G) (23G) (44G,44G) (25G) (24G,48N) (44N) (36G,34G,31G) (50G,41G,51N)

1997 AFC Eastern Division

Team	W	L	T	Pct.	PF	PA
Patriots	10	6	0	.625	369	289
Miami*	9	7	0	.563	339	327
NY Jets	9	7	0	.563	348	287
Buffalo	6	10	0	.375	255	367
Indianapolis	3	13	0	.188	313	401

AFC Championship: Denver 24, at Pittsburgh 1 21

Super Bowl XXXI: Denver 31, Green Bay 24; at San Diego, Calif.

1997 Coaching Staff: Paul Boudreau, Offensive Line, Jeff Davidson, Tight Ends, Ray Hamilton, Defensive Line, Larry Kennan, Offensive Coordinator, Ron Lynn, Defensive Backs, Johnny Parker, Strength/ Conditioning, Andre Patterson, Defensive Assistant, Bo Pellini, Linebackers, Dante Scarnecchia, Special Teams, Steve Sidwell, Defensive Coordinator, Carl Smith, Asst. Head Coach/Quarterbacks, Steve Walters, Wide Receivers, Kirby Wilson, Running Backs.

PASSING	ATT	CMP	YARDS	CMP%	YDS/ATT	TD	TD%	INT	INT%	LG	SK/YDS	RATING
Bledsoe	522	314	3706	60.2	7.10	28	5.4	15	2.9	76	30/258	87.7
Zolak	9	6	67	66.7	7.44	2	22.2	0	0.0	20t	0/0	128.2
Meggett	1	1	35	100.0	35.0	1	100.0	0	0.0	35t	0/0	158.3
Team	532	321	3808	60.3	7.16	31	5.8	15	2.8	76	30/258	89.9
Opps.	619	368	3772	59.5	6.09	14	2.3	19	3.1	51	45/303	71.8



1998 FINAL OFFENSIVE STATISTICS (9-7)

Head Coach: Pete Carroll (9-7) • Fourth in AFC-East • Home Stadium: Foxboro Stadium

DATE	W/L	SCORE	OPPONENT	ATTENDANCE
09/07	L	21-27 at	Denver	74,745
09/13	W	29-6	Indianapolis	60,068
09/20	W	27-16	Tennessee	59,973
10/04	W	30-27 at	New Orleans	56,172
10/11	W	40-10	Kansas City	59,749
10/19	L	14-24	NY Jets	60,062
10/25	L	9-12 at	Miami	73,973
11/01	W	21-16 at	Indianapolis	58,056
11/08	L	10-41	Atlanta	59,790
11/15	L	10-13 at	Buffalo	72,020
11/23	W	26-23	Miami	58,729
11/29	W	25-21	Buffalo	58,304
12/06	W	23-9 at	Pittsburgh	58,632
12/13	L	16-32 at	St. Louis	48,946
12/20	W	24-21	San Francisco	59,153
12/27	L	10-31 at	NY Jets	74,302

AFC PLAYOFFS

1/03	L	10-25 at	Jacksonville	72,559
------	---	----------	--------------	--------

Team Statistics

	PATS	OPP
TOTAL FIRST DOWNS	281	305
Rushing	68	76
Passing	184	208
Penalty	29	21
3rd Down: Made/Att	90/237	98/230
3rd Down Pct.	38.0	42.6
4th Down: Made/Att	10/21	4/14
4th Down Pct.	47.6	28.6
POSSESSION AVG.	28:34	31:26
TOTAL NET YARDS	5140	5182
Avg. Per Game	321.3	323.9
Total Plays	999	1053
Avg. Per Play	5.1	4.9
NET YARDS RUSHING	1480	1547
Avg. Per Game	92.5	96.7
Total Rushes	403	447
NET YARDS PASSING	3660	3635
Avg. Per Game	228.8	227.2
Sacked/Yards Lost	40/344	36/222
Gross Yards	4004	3857
Att./Completions	556/295	570/336
Completion Pct.	53.1	58.9
Had Intercepted	17	24
PUNTS/AVERAGE	74/44.5	73/42.5
NET PUNTING AVG.	74/35.4	73/34.9
PENALTIES/YARDS	108/853	104/787
FUMBLES/BALL LOST	20/7	16/7
TOUCHDOWNS	35	36
Rushing	9	8
Passing	23	26
Returns	3	2

Score by Periods	1	2	3	4	OT	Total
Patriots	60	116	62	99	0	337
Opponents	64	111	67	84	3	329

SCORING	TD	Ru	Pa	Rt	PAT	FG	S	TP
Vinatieri	0	0	0	0	32/32	31/39	0	127
Edwards	12	9	3	0	0	0	0	72
Coates	6	0	6	0	0	0	0	36
Glenn	3	0	3	0	0	0	0	18
Simmons	3	0	3	0	0	0	0	18
Brisby	2	0	2	0	0	0	0	12
Jefferson	2	0	2	0	0	0	0	12
Purnell	2	0	2	0	0	0	0	12
Brown	1	0	1	0	0	0	0	6
Cullors	1	0	1	0	0	0	0	6
Law	1	0	0	1	0	0	0	6
Milloy	1	0	0	1	0	0	0	6
Thomas	1	0	0	1	0	0	0	6
Team	35	9	23	3	32/32	31/39	0	337
Opponent	36	8	26	2	30/30	27/32	0	329

2-Pt. Conversions: Team 1-3, Opponents 1-6

RUSHING	ND	YOS	AVG	LG	TD
Edwards	291	1115	3.8	53	9
Shaw	48	236	4.9	71	0
Cullors	18	48	2.7	15	0
Bledsoe	28	44	1.6	10	0
Floyd	6	22	3.7	10	0
Jefferson	1	15	15.0	15	0
Carter	2	3	1.5	3	0
Zolak	5	0	0.0	4	0
Glenn	2	-1	-0.5	7	0
Tupa	2	-2	-1.0	-1	0
Team	403	1480	3.7	71	9
Opponents	447	1547	3.5	341	8

RECEIVING	No	Yds	Avg	Lg	TD
Coates	67	668	10.0	33	6
Glenn	50	792	15.8	86t	3
Edwards	35	331	9.5	46	3
Jefferson	34	771	22.7	61t	2
Simmons	23	474	20.6	63t	3
Brown	23	346	15.0	52	1
Carter	18	166	9.2	49	0
Cullors	14	146	10.4	43	1
Purnell	12	92	7.7	22	2
Brisby	7	96	13.7	27	2
Shaw	6	30	5.0	11	0
Ellard	5	86	17.2	19	0
Floyd	1	6	6.0	6	0
Team	295	4004	13.6	86t	23
Opponents	336	3857	11.5	84t	26

INTERCEPTIONS	No	YDS	AVG	LG	TD
Law	9	133	14.8	59t	1
Milloy	6	54	9.0	30t	1
Clay	3	19	6.3	19	0
Israel	3	13	4.3	12	0
Thomas	1	24	24.0	24t	1
Canty	1	12	12.0	12	0
Whigham	1	0	0.0	0	0
Team	24	255	10.6	59t	3
Opponents	17	197	11.6	36	0

PUNTING	No	Yds	Avg	Net	TB	In20	Lg	Bk
Tupa	74	3294	44.5	35.4	9	13	64	0
Team	74	3294	44.5	35.4	9	13	64	0
Opp.	73	3100	42.5	34.9	8	20	58	0

PUNT RETURNS	No	FC	Yds	Avg	Lg	TD
Brown	17	8	225	13.2	39	0
Canty	16	7	170	10.6	36	0
Clay	0	2	0	0.0	-	0
Team	33	17	395	12.0	39	0
Opponents	43	8	493	11.5	76	0

KICK RETURNS	No	Yds	Avg	Lg	TD
Cullors	45	1085	24.1	68	0
Canty	11	198	18.0	29	0
Sullivan	2	14	7.0	9	0
Bruschi	1	4	4.0	4	0
Eaton	1	13	13.0	13	0
Shaw	1	16	16.0	16	0
Whigham	1	0	0.0	0	0
Team	62	1330	21.5	68	0
Opponents	71	1335	18.8	37	0

Sacks: Thomas 6.5, Eaton 6.0, Slade 4.0, McGinest 3.5, Spires 3.0, Bruschi 2.0, Israel 2.0, Johnson 2.0, Mitchell 2.0, Sullivan 2.0, Canty 1.0, C. Carter 1.0, Milloy 1.0; Patriots 36.0, Opponents 40.0.

FIELD GOALS	1-19	20-29	30-39	40-49	50+
Vinatieri	3/3	8/8	9/14	9/12	2/2
Team	3/3	8/8	9/14	9/12	2/2
Opp.	0/0	9/9	8/11	8/10	2/2

Vinatieri: (39N, 37B) (19G,23G,52G, 42N) (43G,41G) (34G,49G,27G) (32G, 38G,27G,20G) (45N,41G,30G,36G) (40G) (39N,38G,39N) (25G,44G,45G, 24G) (44G,47N) (21G,29G,35G) (37G, 41G,55G,17G) (32N,35G) (19G)

Opponents: (53G,42G) (34G,26G, 45G) (21G,37G) (33G) (388,23G) (48G, 38G,25G, 143G) (50G) (47B,40G,32G) (31G,20G,40N) (21G) (35N,34G,26G, 22G) (49G, 26G, 43G) (48G) (31B) (36G)

1998 AFC Eastern Division

TEAM	W	L	T	PCT.	PF	PA
NY Jets	12	4	0	.750	416	266
Miami*	10	6	0	.625	321	265
Buffalo*	10	6	0	.625	400	333
Patriots*	9	7	0	.563	337	329
Indianapolis	3	13	0	.188	310	444

*wild card

AFC Championship: at Denver 23, NY Jets 10


Super Bowl XXXI: Denver 34, Atlanta 19, at Miami, Fla.

1998 Coaching Staff: Paul Boudreau, Offensive Line, Jeff Davidson, Asst. Offensive Line, Ray Hamilton, Defensive Line, Ron Lynn, Defensive Backs, Johnny Parker, Strength/ Conditioning, Bo Pelini, Linebackers, Jack Reilly, Quarterbacks, Dante Scarneccia, Special Teams, Steve Sidwell, Defensive Coordinator, Carl Smith, Tight Ends, DeWayne Walker, Defensive Assistant - Secondary, Steve Walters, Wide Receivers, Kirby Wilson, Running Backs, Ernie Zampese, Offensive Coordinator.

PASSING	ATT	CMP	YARDS	CMP%	YDS/ATT	TD	TD%	INT	INT%	LG	SK/YDS	RATING
Bledsoe	481	263	3633	54.7	7.55	20	4.2	14	2.9	86t	36/295	80.9
Zolak	75	32	371	42.7	4.95	3	4.0	3	4.0	61t	4/49	54.9
Team	556	295	4004	53.1	7.20	23	4.1	17	3.1	86t	40/344	77.4
Opps.	570	336	3857	58.9	6.77	26	4.6	24	4.2	84t	36/222	77.1



NEW ENGLAND PATRIOTS ALL-TIME RECORDS



40 YEARS OF PATRIOTS FOOTBALL





PATRIOTS ALL-TIME LEADERS

ALL-TIME LEADING RUSHERS

(Based On Rushing Yardage)

NAME	YEARS	NO.	YARDS	AVG	LG	TD
1. Sam Cunningham	1973-79,81-82	1,385	5,453	3.9	75t	43
2. Jim Nance	1965-71	1,323	5,323	4.0	65t	45
3. Tony Collins	1981-87	1,191	4,647	3.9	54	32
4. Curtis Martin	1995-97	958	3,799	4.0	70t	32
5. Don Calhoun	1975-81	820	3,391	4.1	73	23
6. John Stephens	1988-92	891	3,249	3.6	52	17
7. Larry Garron	1960-68	759	2,981	3.9	85t	14
8. Craig James	1984-88	585	2,469	4.2	73	11
9. Leonard Russell	1991-93	689	2,437	3.5	24	13
10. Mosi Tatupu	1978-90	612	2,415	3.9	55	18
11. Carl Garrett	1969-72	537	2,235	4.2	80t	15
12. Steve Grogan	1975-90	445	2,176	4.9	41t	35
13. Andy Johnson	1974-76,78-81	491	2,017	4.1	69t	13
14. Ron Burton	1960-65	429	1,536	3.6	59	9
15. Horace Ivory	1977-81	329	1,336	4.1	52	14
16. Mack Herron	1973-75	353	1,298	3.7	53	9
17. Robert Perryman	1987-89	369	1,294	3.5	48	9
18. Vagas Ferguson	1980-82	290	1,163	4.0	44	5
19. ROBERT EDWARDS	1998	291	1,115	3.8	53	9
20. Jim Crawford	1960-64	302	1,078	3.6	39t	5
21. Josh Ashton	1972-74	247	994	3.8	35	3
22. Babe Parilli	1961-67	228	949	4.2	33t	14
23. Jim Plunkett	1971-75	159	817	5.1	37	9
24. Mark van Eeghen	1982-83	177	744	4.2	17	2
25. Robert Weathers	1982-86	159	733	4.6	77	4
26. Marion Butts	1994	243	703	2.9	26	8
27. Jon Vaughn	1991-92	144	597	4.1	36	3
28. Billy Lott	1961-64	143	573	4.0	38	7
29. Reggie Dupard	1986-89	186	571	3.1	49	6
30. John Tarver	1972-74	155	554	3.6	28	7
31. Tony Eason	1983-89	126	474	3.8	26	6
32. J.D. Garrett	1964-67	116	434	3.7	58	3
33. David Meggett	1995-97	120	432	3.6	25	3
34. Tom Yewcic	1961-66	72	424	5.9	46	4
35. Al Miller	1960	101	416	4.1	33	1
36. Kevin Turner	1992-94	96	382	4.0	49	1
37. Marvin Allen	1988-91	94	378	4.0	29	2
38. Richard Christy	1960	78	363	4.7	48	4
39. R.C. Gamble	1968-69	94	346	3.7	45	1
40. Leroy Thompson	1994	102	312	3.1	13	2
41. Doug Flutie	1987-89	60	309	5.2	22	1
42. Sam Gash	1992-97	105	291	2.8	14	2
43. DREW BLEDSOE	1993-98	176	276	1.6	15	0
44. Ike Forte	1976-77	87	257	3.0	26	3
45. Corey Croom	1993-95	73	252	3.5	22	1
46. Darryl Stingley	1973-77	28	244	8.7	34t	2
47. Bob Gladioux	1969-72	65	239	3.7	31	0
48. Sedrick Shaw	1997-98	48	236	4.9	71	0
49. Hugh Millen	1991-92	48	200	4.2	26	1
50. Jess Phillips	1976-77	29	191	6.6	46	2

Top 10s

By Rushing Attempts

NAME	ATT.
1. Cunningham, S.	1,385
2. Nance, J.	1,323
3. Collins, T.	1,191
4. Martin, C.	958
5. Stephens, J.	891
6. Calhoun, D.	820
7. Garron, L.	759
8. Russell, L.	689
9. Tatupu, M.	612
10. James, C.	585

By Rushing TDs

NAME	TDS
1. Nance, J.	45
2. Cunningham, S.	43
3. Grogan, S.	35
4. Martin, C.	32
5. Collins, T.	32
6. Calhoun, D.	23
7. Tatupu, M.	18
8. Stephens, J.	17
9. Garrett, C.	15
10. Parilli, V.	14
Ivory, H.	14

By Rushing Average (Minimum 450 Carries)

NAME	AVG.
1. James, C.	4.2
2. Garrett, C.	4.2
3. Calhoun, D.	4.1
4. Johnson, A.	4.1
5. Nance, J.	4.0
6. Martin, C.	4.0
7. Cunningham, S.	3.9
8. Collins, T.	3.9
9. Garron, L.	3.9
10. Tatupu, M.	3.9

**PATRIOTS ALL-TIME LEADERS (Cont.)****TOP 10s****By Receiving Yds**

NAME	YDS
1. Morgan, WR	10,352
2. Fryar, WR	5,726
3. COATES, TE	5,101
4. Colclough, WR	5,001
5. Cappelletti, WR	4,589
6. Jackson, WR	3,162
7. Francis, TE	3,157
8. Graham, WR	3,107
9. Vataha, WR	3,055
10. BRISBY, WR	2,876

By Receiving Tds

NAME	TDS
1. Morgan, WR	67
2. COATES, TE	48
3. Cappelletti, WR	42
4. Colclough, WR	39
5. Fryar, WR	38
6. Francis, TE	28
7. Garron, RB	26
8. Vataha, WR	23
9. Graham, WR	20
10. Jackson, WR	18

**By Receiving Yds Avg.
(Minimum 150 Catches)**

NAME	AVG.
1. Jackson, WR	20.3
2. Morgan, WR	19.4
3. Colclough, WR	17.7
4. Vataha, WR	17.2
5. Whalen, TE	16.3
6. Fryar, WR	15.8
7. Cappelletti, WR	15.7
8. Graham, WR	15.6
9. Francis, TE	15.3
10. BRISBY, WR	14.5

ALL-TIME LEADING RECEIVERS

(Based On Number Of Receptions)

NAME	YEARS	NO	YDS.	AVG	LG	TD
1. Stanley Morgan, WR	1977-89	534	10,352	19.4	76t	67
2. BEN COATES, TE	1991-98	458	5,101	11.1	84t	48
3. Irving Fryar, WR	1984-92	363	5,726	15.8	80t	38
4. Gino Cappelletti, WR	1960-70	292	4,589	15.7	63t	42
5. Jim Colclough, WR	1960-68	283	5,001	17.7	78t	39
6. Tony Collins, RB	1981-87	261	2,356	9.0	49	12
7. Sam Cunningham, RB	1973-79, 81-82	210	1,905	9.1	41	6
Marv Cook, TE	1989-93	210	1,843	8.8	47	11
9. Russ Francis, TE	1975-80, 87-88	207	3,157	15.3	53	28
10. Art Graham, WR	1963-68	199	3,107	15.6	80t	20
11. VINCENT BRISBY, WR	1993-98	199	2,876	14.5	72	14
12. Cedric Jones, WR	1982-90	191	2,703	14.2	65t	16
13. Larry Garron, RB	1960-68	185	2,502	13.5	76t	26
14. Randy Vataha, WR	1971-76	178	3,055	17.2	88t	23
15. Michael Timpson, WR	1989-94	172	2,472	14.4	60t	8
16. TERRY GLENN, WR	1996-98	167	2,355	14.1	86t	11
17. Andy Johnson, RB	1974-76, 78-81	161	1,807	11.2	53	9
18. Harold Jackson, WR	1978-81, 87	156	3,162	20.3	59	18
19. Jim Whalen, TE	1965-69	153	2,487	16.3	87t	17
20. SHAWN JEFFERSON, WR	1996-98	138	2,383	17.3	76	8
21. Jim Nance, RB	1965-71	129	844	6.5	45	1
22. Reggie Rucker, WR	1971-74	126	1,884	15	69t	10
23. Greg McMurtry, WR	1990-93	120	1,519	12.7	65t	4
24. Derrick Ramsey, TE	1983-85	118	1,412	12	39	14
25. Lin Dawson, TE	1981-90	117	1,233	10.5	42	8
26. Curtis Martin, RB	1995-97	117	890	7.6	41	5
27. Stephen Starring, WR	1983-87	112	1,865	16.7	76t	11
28. Ron Burton, RB	1960-65	111	1,205	10.9	73t	8
29. Darryl Stingley, TE	1973-77	110	1,883	17.1	68	14
30. Tony Romeo, TE	1962-67	110	1,724	15.7	62	10
31. Carl Garrett, RB	1969-72	107	1,158	10.8	80t	3
32. David Meggett, RB	1995-97	104	829	8.0	49t	1
33. Sam Gash, FB	1992-97	104	826	7.9	30	6
34. TROY BROWN, WR	1993-98	101	1,356	13.4	67	7
35. John Stephens, RB	1988-92	100	781	7.8	43	1
36. Don Hasselbeck, TE	1977-83	99	1,444	14.6	51	15
37. Kevin Turner, RB	1992-94	98	856	8.7	32	6
38. Mosi Tatupu, RB	1978-90	96	843	8.8	41	2
39. Hart Lee Dykes, WR	1989-90	83	1,344	16.2	42	7
40. Don Calhoun, RB	1975-81	82	614	7.5	47	2
41. Craig James, RB	1984-88	81	819	10.1	90t	2
42. Ron Sellers, WR	1969-71	79	1,477	18.7	77	13
43. Bob Windsor, TE	1972-75	74	915	12.4	36	6
44. Leroy Thompson, RB	1994	65	465	7.2	27t	5
45. Robert Perryman, RB	1987-89	64	430	6.7	18	0
46. Eric Sievers, TE	1989-90	62	692	11.2	46	0
47. Mack Herron, RB	1973-75	61	789	12.9	29	6
48. Leonard Russell, RB	1991-93	55	350	6.4	69	0
49. Jim Crawford, RB	1960-64	52	501	9.6	44	2
50. Greg Baty, TE	1986-87	52	469	9	22	4

**PATRIOTS ALL-TIME LEADERS (Cont.)****ALL-TIME LEADING PASSERS**

(Based On Passing Yardage)

NAME	YEARS	ATT	COMP	YDS	PCT	TD	INT
1. Steve Grogan	1975-90	3,593	1,879	26,886	52.2	182	208
2. DREW BLEDSOE	1993-98	3,382	1,887	21,981	55.8	128	102
3. Babe Parilli	1961-67	2,413	1,140	16,747	47.2	132	138
4. Tony Eason	1983-89	1,500	876	10,732	58.4	60	48
5. Jim Plunkett	1971-75	1,503	729	9,932	48.5	62	87
6. Hugh Millen	1991-92	612	370	4,276	60.5	17	28
7. Mike Taliaferro	1968-70	680	305	3,920	44.9	27	44
8. Butch Songin	1960-61	604	285	3,905	47.2	36	24
9. Matt Cavanaugh	1978-82	385	206	3,018	53.5	19	23
10. Marc Wilson	1989-90	415	214	2,631	51.6	9	16
11. Doug Flutie	1987-89	295	143	1,842	48.5	11	14
12. Tommy Hodson	1990-92	315	171	1,809	54.3	7	11
13. Tom Yewcic	1961-66	206	87	1,374	42.2	12	12
14. Tom Sherman	1968-69	226	90	1,199	39.8	12	16
15. Scott Zolak	1992-98	244	124	1,314	50.8	8	7
16. Joe Kapp	1970	219	98	1,104	44.7	3	17
17. Tom Ramsey	1985-88	164	84	1,005	51.2	6	9
18. Scott Secules	1993	134	75	918	56.0	2	9
19. Tom Owen	1976-81	114	58	655	50.9	3	9
20. Don Trull	1967	81	27	442	33.3	1	7
21. Brian Dowling	1972-73	54	29	383	53.7	2	1
22. Ed Wilson	1965	46	20	257	43.5	1	3
23. Tom Greene	1960	63	27	251	42.9	1	6
24. Neil Graff	1974-75	36	19	241	52.8	2	3
25. Jeff Carlson	1992	49	18	232	36.7	1	3
26. Andy Johnson	1974-76,78-81	13	7	194	53.8	4	1
27. Bob Bleier	1987	39	14	181	35.9	1	1
28. Richard Christy	1960	11	6	94	54.5	2	2
29. John Huarte	1966-67	20	8	88	40.0	0	2
30. Mike Kerrigan	1983-84	15	7	85	46.6	0	1
31. Dick Shiner	1973-74	10	5	68	50.0	0	1
32. Don Westbrook	1977-81	2	2	52	100.0	0	0
33. Bob Gladieux	1969-72	3	1	48	33.3	0	0
34. Harvey White	1960	7	3	44	42.9	0	0
35. Larry Garron	1960-68	6	1	39	16.7	0	0
36. Harold Jackson	1978-81,87	4	2	35	50.0	0	0
37. David Meggett	1995-97	3	1	35	33.3	1	0
38. Jim Corcoran	1968	7	3	33	42.9	0	2
39. Kim Hammond	1969-70	6	2	31	33.3	0	0
40. Mosi Tatupu	1978-90	2	2	30	100.0	1	0
41. Jim Crawford	1960-64	2	2	27	100.0	0	0
42. Gino Cappelletti	1960-70	1	1	27	100.0	1	0
43. Craig James	1984-88	6	3	26	50.0	3	1
44. Jon Vaughn	1991-92	2	1	13	50.0	1	0
45. Shawn McCarthy	1991-92	1	1	11	100.0	0	0
46. Eddie Hare	1979	1	1	4	100.0	0	0

Top 10 By Quarterback Rating

NAME	RATING	NAME	RATING
1. Eason, T.	80.6	6. Parilli, V.	64.8
2. BLEDSOE, D.	75.7	7. Wilson, M.	62.6
3. Millen, H.	71.8	8. Plunkett, J.	59.7
4. Songin, B.	71.7	9. Taliaferro, M.	49.8
5. Grogan, S.	69.6		

Top 10s**By Passing Attempts**

NAME	ATT
1. Grogan, S.	3,593
2. BLEDSOE, D.	3,382
3. Parilli, V.	2,412
4. Plunkett, J.	1,503
5. Eason, T.	1,500
6. Taliaferro, M.	680
7. Millen, H.	612
8. Songin, B.	604
9. Wilson, M.	415
10. Cavanaugh, M.	385

By Passing Comp.

NAME	COMP.
1. BLEDSOE, D.	1,887
2. Grogan, S.	1,879
3. Parilli, V.	1,140
4. Eason, T.	876
5. Plunkett, J.	729
6. Millen, H.	370
7. Taliaferro, M.	305
8. Songin, B.	285
9. Wilson, M.	214
10. Cavanaugh, M.	206

By Passing TDs

NAME	TDs
1. Grogan, S.	182
2. Parilli, V.	132
3. BLEDSOE, D.	128
4. Plunkett, J.	62
5. Eason, T.	60
6. Songin, B.	36
7. Taliaferro, M.	27
8. Cavanaugh, M.	19
9. Millen, H.	17
10. Yewcic, T.	12

By Interceptions

NAME	INT.
1. Grogan, S.	208
2. Parilli, V.	138
3. BLEDSOE, D.	102
4. Plunkett, J.	87
5. Eason, T.	48
6. Taliaferro, M.	44
7. Millen, H.	28
8. Songin, B.	24
9. Cavanaugh, M.	23
10. Kapp, J.	17

**By Completion %
(Minimum 500 Passes)**

NAME	%
1. Millen, H.	60.5
2. Eason, T.	58.4
3. BLEDSOE, D.	55.8
4. Grogan, S.	52.3
5. Plunkett, J.	48.0
6. Parilli, B.	47.2
7. Songin, B.	47.2
8. Taliaferro, M.	44.9

**PATRIOTS ALL-TIME LEADERS (Cont.)****ALL-TIME LEADING SCORERS**

(Based On Total Points)

NAME	YEARS	TD TD	TD RUN	TD PA	RT	FG	PAT	TP
1. Gino Cappelletti	1960-70	42	0	42	0	176	342	1,130
2. John Smith	1974-83	0	0	0	0	128	308	692
3. Tony Franklin	1984-87	0	0	0	0	93	163	442
4. Stanley Morgan	1977-89	68	0	67	1	0	0	408
5. ADAM VINATIERI	1996-98	0	0	0	0	83	111	362
6. Sam Cunningham	1973-79,81-82	49	43	6	0	0	0	294
7. BEN COATES	1991-98	48	0	48	0	0	0	290
8. Jim Nance	1965-71	46	45	1	0	0	0	276
9. Tony Collins	1981-87	44	32	12	0	0	0	264
10. Irving Fryar	1984-92	42	1	38	3	0	0	252
11. Larry Garron	1960-68	42	14	26	2	0	0	252
12. Matt Bahr	1993-95	0	0	0	0	55	73	238
13. Jim Colclough	1960-68	39	0	39	0	0	2	238
14. Curtis Martin	1995-97	37	32	5	0	0	0	226
15. Steve Grogan	1975-90	36	35	0	1	0	0	216
16. Jason Staurovsky	1988-91	0	0	0	0	50	57	207
17. Russ Francis	1975-80,87-88	28	0	28	0	0	0	168
18. Don Calhoun	1975-81	25	23	2	0	0	0	150
19. Randy Vataha	1971-76	24	0	23	1	0	0	144
20. Andy Johnson	1974-76,78-81	22	13	9	0	0	0	132
21. Mosi Tatupu	1978-90	21	18	2	1	0	0	126
22. Art Graham	1963-68	20	0	20	0	0	0	120
23. Ron Burton	1960-65	19	9	8	2	0	0	114
24. John Stephens	1988-92	19	17	1	1	0	0	114
25. Carl Garrett	1969-72	18	15	3	0	0	0	108
Harold Jackson	1978-81,87	18	0	18	0	0	0	108
Cedric Jones	1982-90	18	0	16	2	0	0	108
28. Charlie Gogolak	1970-72	0	0	0	0	20	42	102
Horace Ivory	1977-81	17	14	2	1	0	0	102
Jim Whalen	1965-69	17	0	17	0	0	0	102
31. Mack Herron	1973-75	16	9	6	1	0	0	96
Darryl Stingley	1973-77	16	2	14	0	0	0	96
33. Babe Parilli	1961-67	15	15	0	0	0	1	92
34. Don Hasselbeck	1977-83	15	0	15	0	0	0	90
35. Charlie Baumann	1991-92	0	0	0	0	18	31	85
36. VINCENT BRISBY	1993-98	14	0	14	0	0	0	84
Billy Lott	1961-63	14	7	7	0	0	0	84
Derrick Ramsey	1983-85	14	0	14	0	0	0	84
39. Craig James	1984-88	13	11	2	0	0	0	78
Leonard Russell	1991-93	13	13	0	0	0	0	78
Ron Sellers	1969-71	13	0	13	0	0	0	78
42. ROBERT EDWARDS	1998	12	9	3	0	0	0	72
43. Marv Cook	1989-93	11	0	11	0	0	0	66
TERRY GLENN	1996-98	11	0	11	0	0	0	66
Stephen Starring	1983-87	11	0	11	0	0	0	66
46. Jeff White	1973	0	0	0	0	14	21	63
47. David Posey	1978	0	0	0	0	11	29	62
Tony Romeo	1962-67	10	0	10	0	0	1	62
49. Greg Davis	1989	0	0	0	0	16	13	61
50. Reggie Rucker	1971-74	10	0	10	0	0	0	60

Top 10s**By Touchdowns**

NAME	TDS
1. Morgan, S.	68
2. Cunningham, S.	49
3. COATES, B.	48
5. Nance, J.	46
5. Collins, T.	44
6. Cappelletti, G.	42
Garron, L.	42
Fryar, I.	42
9. Colclough, J.	39
10. Martin, C.	37

By Field Goal Att.

NAME	FGA
1. Cappelletti, G.	334
2. Smith, J.	191
3. Franklin, T.	125
4. VINATIERI, A.	103
5. Bahr, M.	72
6. Staurovsky, J.	69
7. Gogolak, C.	36
8. Baumann, C.	27
9. Sisson, S.	26
10. White, J.	25

By Field Goals Made

NAME	FGS
1. Cappelletti, G.	176
2. Smith, J.	128
3. Franklin, T.	93
4. VINATIERI, A.	83
5. Bahr, M.	55
6. Staurovsky, J.	50
7. Gogolak, C.	20
8. Baumann, C.	18
9. Davis, G.	16
10. Sisson, S.	14
White, J.	14

By PAT's Attempted

NAME	NO.
1. Cappelletti, G.	358
2. Smith, J.	323
3. Franklin, T.	166
4. VINATIERI, A.	114
5. Bahr, M.	73
6. Staurovsky, J.	59
7. Gogolak, C.	42
8. Baumann, C.	34
9. Posey, D.	31
10. White, J.	25

By PAT's Made

NAME	PATS
1. Cappelletti, G.	346
2. Smith, J.	308
3. Franklin, T.	163
4. VINATIERI, A.	111
5. Bahr, M.	73
6. Staurovsky, J.	57
7. Gogolak, C.	42
8. Baumann, C.	31
9. Posey, D.	29
10. White, J.	21

**PATRIOTS ALL-TIME LEADERS (Cont.)****ALL-TIME LEADING INTERCEPTORS****By Interceptions**

	NAME	YEARS	NO.	YDS.	AVG.	LG	TD
1	Raymond Clayborn	1977-89	36	555	15.4	85	1
2	Ron Hall	1961-67	29	476	16.4	87	1
	Roland James	1980-90	29	383	13.2	46	0
	Fred Marion	1982-91	29	457	15.8	83	1
5	Mike Haynes	1976-82	28	393	14	50	1
6	Maurice Hurst	1989-95	27	253	9.4	36	1
7	Nick Buoniconti	1962-68	24	223	9.3	41	0
	Ronnie Lippett	1984-91	24	420	17.5	73	2
9	Don Webb	1961-70	21	366	17.4	59	2
10	TY LAW	1995-98	18	295	16.4	59t	2
	Ron Bolton	1972-75	18	116	6.4	56	0
12	Tim Fox	1976-81	17	215	12.6	29	0
13	Steve Nelson	1974-87	17	226	13.3	37	0
14	Tom Addison	1960-67	16	103	6.4	17	1
15	Rick Sanford	1979-84	16	198	12.4	99t	1
16	Prentice McCray	1974-80	15	352	23.5	63t	2
17	Ross O'Hanley	1960-65	15	288	19.2	61	1
18	Chuck Shonta	1960-67	15	261	17.4	52	0
19	WILLIE CLAY	1996-98	13	178	13.7	53t	1
20	Dick Felt	1962-66	12	199	16.6	35	0
21	LAWYER MILLOY	1996-97	10	83	8.3	30t	1
22	Vincent Brown	1988-95	10	95	9.5	49t	1
23	Larry Carwell	1969-72	10	186	18.6	53t	1
24	Bob Howard	1975-77	10	90	9	44t	1
25	Leroy Mitchell	1967-68	10	50	5	20	0
26	Ed Philpott	1967-71	9	91	10.1	23	0
27	Fred Bruney	1960-62	8	125	15.6	33t	1
28	Tom Hennessey	1965-66	8	113	14.1	33	0
29	Jerome Henderson	1991-93,96	7	52	7.4	34	0
30	Sam Hunt	1974-79	7	189	27	68t	1
31	Johnny Rembert	1983-92	7	70	10	37	0
32	Bob Suci	1963	7	277	39.6	98t	2
33	Clyde Washington	1960-61	7	58	8.3	33	0
34	John Charles	1967-69	6	110	18.3	35t	1
35	Lawrence McGrew	1980-89	6	49	8.2	27	0
36	Rod McSwain	1984-90	6	89	14.8	42	0
37	Ricky Reynolds	1994-96	6	24	4	11	0
38	John Sanders	1974-76	6	75	12.5	23t	1
39	Don Blackmon	1981-87	5	63	12.6	39	0
40	Myron Guyton	1994-95	5	86	17.2	45	0
41	Mike Hawkins	1978-81	5	56	11.2	35t	1
42	Honor Jackson	1972-73	5	133	26.6	55	0
43	Dary Johnson	1968-71	5	85	17	42	0
44	Rod Shoate	1975-81	5	50	10	42t	1

Top 10s**By Int. Return Yds**

	NAME	NO.
1.	Clayborn, R.....	555
2.	Hall, R.....	476
3.	Marion, F.....	457
4.	Lippett, R.	420
5.	Haynes, M.	393
6.	Webb, D.	366
7.	McCray, P.	352
8.	James, R.	332
9.	LAW, T.	295
10.	O'Hanley, R.....	288

By Touchdowns

1.	LAW, T.	2
	Lippett, R.	2
	McCray, P.	2
	Suci, B.	2
	Webb, D.	2
6.	Addison, T.	1
	Brown, V.....	1
	Bruney, F.....	1
	Carwell, L.	1
	CLAY, W.	1
	Clayborn, R.....	1
	Geddes, B.	1
	Hall, R.....	1
	Hawkins, M.....	1
	Haynes, M.	1
	Hitchcock, J.	1
	Howard, B.....	1
	Hunt, Jim Lee	1
	Hunt, Sam	1
	Hurst, M.....	1
	Marion, F.....	1
	McGINEST, W.	1
	MILLOY, L.....	1
	O'Hanley, R.....	1
	Outlaw, J.	1
	Pool, D.	1
	Sanders, J.	1
	Sanford, R.	1
	Shoate, R.	1
	Singleton, C.	1
	SLADE, C.	1
	THOMAS, H.	1
	Weishuhn, C.....	1
	Whigham, L.	1
	Witt, M.	1

**PATRIOTS ALL-TIME LEADERS (Cont.)****ALL-TIME LEADING PUNTERS**

By Punts						
NAME	YEARS	NO.	YDS	AVG	LG	BLK
1. Rich Camarillo	1981-87	468	19,922	42.6	76	4
2. Tom Yewcic	1961-66	377	14,553	38.6	70	9
3. Tom Janik	1969-71	243	9,516	39.2	58	1
4. Mike Patrick	1975-78	222	8,481	38.2	64	0
5. Tom Tupa	1996-98	215	9,602	44.7	73	1
6. Shawn McCarthy	1991-92	169	6,877	40.7	93	2
7. Jeff Feagles	1988-89	154	5,874	38.1	74	1
8. Terry Swanson	1967-68	127	5,081	40.0	62	2
9. Pat O'Neill	1994-95	110	4,355	39.6	57	0
10. Bruce Barnes	1973-74	100	3,738	37.4	53	0
11. Eddie Hare	1979	83	3,038	36.6	58	1
12. Mike Hubach	1980-81	82	3,118	38.0	69	0
13. Pat Studstill	1972	75	2,859	38.1	57	1
14. Mike Saxon	1993	73	3,096	42.4	59	3
15. Tom Greene	1960	61	2,253	36.9	66	1
16. Jim Fraser	1966	55	2,044	37.2	68	2
17. Jerrel Wilson	1978	54	1,921	35.6	57	0

**By Punt Avg.
(Minimum 100 Punts)**

NAME	AVG.
1. Tupa, T.	44.7
2. Camarillo, R.	42.6
3. McCarthy, S.	40.7
4. Swanson, T.	40.0
5. O'Neill, P.	39.6
6. Feagles, J.	39.5
7. Janik, T.	39.2
8. Yewcic, T.	38.5
9. Patrick, M.	37.7
10. Barnes, B.	37.4

ALL-TIME LEADING PUNT RETURNERS

(Based on Return Yardage)

NAME	YEARS	NO.	FC	YDS.	AVG	LG	TD
1. Irving Fryar	1984-92	206	70	2,055	10.0	85t	3
2. David Meggett	1995-97	142	32	1,438	10.1	60t	1
3. Mike Haynes	1976-82	111	8	1,159	10.4	89t	2
4. Stanley Morgan	1977-89	92	32	960	10.4	80t	1
5. Mack Herron	1973-75	74	14	888	12.0	66	0
6. TROY BROWN	1993-98	66	25	651	9.9	39	0
7. Ricky Smith	1982-83	54	20	537	9.9	55	0
8. Carl Garrett	1969-72	43	2	487	11.3	62	0
9. Roland James	1980-90	42	8	400	9.5	75t	1
10. Ron Burton	1960-65	56	0	389	6.9	62	0
11. Bob Suci	1963	25	NA	233	9.3	22	0
12. Walter Stanley	1992	28	17	227	8.1	50	0
13. Ronnie Harris	1993-94	26	4	227	8.7	21	0
14. Jerome Henderson	1991-93,96	27	10	201	7.4	39	0
15. Billy Johnson	1966-69	23	9	195	8.5	52	0
16. Ray Crittenden	1993-94	21	7	192	9.1	30	0
17. Chris Canty	1997-98	16	7	170	10.6	36	0
18. Sammy Martin	1988-91	20	2	165	8.3	28	0
19. Tom Stephens	1960-64	19	NA	151	7.9	26	0
20. Fred Bruney	1960-62	30	NA	148	4.9	19	0
21. Joe Bellino	1965-67	19	8	148	7.8	18	0
22. Jay Cunningham	1965-67	22	5	140	6.4	44	0
23. Dave Cloutier	1964	20	NA	136	6.8	40	0
24. Darryl Stingley	1973-77	19	4	136	7.2	29	0
25. Willie Porter	1968	22	5	135	6.1	24	0
26. Stephen Starring	1983-87	19	2	108	5.7	17	0
27. Erroll Tucker	1989	13	1	102	7.8	25	08

Top 10s**By Punt Returns**

NAME	NO.
1. Fryar, I.	206
2. Meggett, D.	142
3. Haynes, M.	111
4. Morgan, S.	92
5. Herron, M.	74
6. BROWN, T.	66
7. Burton, R.	56
8. Smith, R.	54
9. Garrett, C.	43
10. James, R.	42

**By Return Average
(Minimum of 20 Ret.)**

NAME	AVG.
1. Herron, M.	12.0
2. Garrett, C.	11.3
3. Haynes, M.	10.4
4. Morgan, S.	10.4
5. Meggett, D.	10.1
6. Fryar, I.	10.0
7. BROWN, T.	9.9
8. Smith, R.	9.9
9. James, R.	9.5
10. Burton, R.	6.9

**PATRIOTS ALL-TIME LEADERS (Cont.)****ALL-TIME LEADING KICKOFF RETURNERS**

(Based on Return Yardage)

NAME	YEARS	NO.	YDS.	AVG.	LG	TD
1. David Meggett	1995-97	105	2,561	24.4	62	0
2. Larry Garron	1960-67	89	2,299	25.8	95t	2
3. Stephen Starring	1983-87	107	2,259	21.1	53	0
4. Carl Garrett	1969-72	92	2,251	24.5	63	0
5. Sammy Martin	1988-90	88	1,834	20.8	95t	1
6. Mack Herron	1973-75	71	1,796	25.3	92t	1
7. TROY BROWN	1993-98	76	1,563	20.6	51	0
8. Raymond Clayborn	1977-89	57	1,538	27.0	101t	3
9. Ricky Smith	1982-84	67	1,505	22.5	98t	1
10. DERRICK CULLORS	1993-98	60	1,471	24.5	86t	1
11. Jay Cunningham	1965-67	64	1,372	21.4	45	0
12. Tony Collins	1981-87	65	1,335	20.5	46	0
13. Jon Vaughn	1991-92	54	1,281	23.7	100t	2
14. Horace Ivory	1977-81	45	1,191	26.5	98t	1
15. Ron Burton	1960-65	46	1,119	24.3	91t	1
16. J.D. Garrett	1964-67	48	1,054	22.0	42	0
17. Ray Crittenden	1993-94	47	938	20.0	44	0
18. Joe Bellino	1965-67	43	905	21.0	43	0
19. Allen Carter	1975-76	33	898	27.2	99t	1
20. Marvin Allen	1988-91	43	844	19.6	34	0
21. Allan Clark	1979-80	40	837	20.9	38	0
22. Willie Porter	1968	36	812	22.6	61	0
23. Richard Christy	1960	24	617	25.7	52	0
24. Odell Lawson	1970-71	27	593	22.0	52	0
25. Andy Johnson	1974-76,78-81	28	544	19.4	41	0
26. Walter Stanley	1992	29	529	18.2	40	0
27. Billy Johnson	1966-69	24	453	18.9	36	0
28. Irving Fryar	1984-92	26	495	19.0	47	0
29. Jess Phillips	1976-77	20	490	24.5	71	0
30. Jon Williams	1984	23	461	20.0	29	0
31. Leroy Thompson	1994	18	376	20.9	30	0
32. Reggie Rucker	1971-74	15	375	25.0	43	0
33. Bob Suci	1963	17	360	21.1	35	0
34. Ron Gardin	1971	14	321	22.9	34	0
35. Chris Canty	1997-98	15	313	20.9	63	0

Top 10s**By Kickoff Returns**

NAME	NO.
1. Starring, S.	107
2. Meggett, D.	105
3. Garrett, C.	92
4. Garron, L.	89
5. Martin, S.	88
6. BROWN, T.	76
7. Herron, M.	71
8. Smith, R.	67
9. Collins, T.	66
10. Cunningham, J.	64

By Kickoff Return Avg.

(Minimum of 20 Ret.)

NAME	AVG.
1. Carter, A.	27.2
2. Clayborn, R.	27.0
3. Ivory, H.	26.5
4. Garron, L.	25.8
5. Christy, D.	25.7
6. Herron, M.	25.3
7. CULLORS, D.	24.5
8. Garrett, C.	24.5
9. Meggett, D.	24.4
10. Burton, R.	24.3

**PATRIOTS LONGEST PLAYS****70+ RUSHING**

PLAYER	YARDS	OPP.	DATE
1. Larry Garron	85t	vs. Buf.	10/22/61
2. Carl Garrett	80t	vs. Mia.	11/9/69
3. Robert Weathers	77t	vs. Balt.	9/4/83
Ron Burton	77t	at Den.	10/23/60
5. Sam Cunningham	75t	at Buff.	10/20/74
6. Craig James	73t	vs. St. Louis	12/2/84

70+ PUNT RETURNS

PLAYER	YARDS	OPP.	DATE
1. Mike Haynes	89t	vs. Buff.	11/7/76
2. Irving Fryar	85t	at Buff.	9/22/85
3. Stanley Morgan	80t	vs. Balt.	11/18/79
4. Irving Fryar	77t	vs. Indy	11/10/85
5. Roland James	75t	vs. NYJ	11/2/80

80+ PASS PLAYS

PLAYER	YARDS	OPP.	DATE
1. T. Eason to C. James	90t	at Chi.	9/15/85
2. J. Plunkett to R. Vataha	88t	at Balt.	12/19/71
3. T. Sherman to J. Whalen	87t	at NYJ	10/27/68
4. D.Bledsoe to T.Glenn	86t	at Pitt.	12/6/98
5. D.Bledsoe to B.Coates	84t	vs. Mia.	11/3/96

80+ INTERCEPTION RETURNS

PLAYER	YARDS	OPP.	DATE
1. Jimmy Hitchcock	100t	vs. Mia.	11/23/97
2. Rick Sanford	99t	at Chi.	12/5/82
3. Bob Suci	98t	vs. Hou.	11/1/63
4. Ron Hall	87t	at Den.	9/18/66
5. Raymond Clayborn	85t	at Clev.	10/7/84
6. Fred Marion	83t	at Sea.	11/17/85
7. Chris Singleton	82t	at Indy	11/15/92

90+ KICKOFF RETURNS

PLAYER	YARDS	OPP.	DATE
1. Raymond Clayborn	101t	at Balt.	12/18/77
2. Raymond Clayborn	100t	at NYJ	10/2/77
Jon Vaughn	100t	at Cin.	12/20/92
3. Allan Carter	99t	at Balt.	12/21/75
Jon Vaughn	99t	at Pho.	9/29/91
5. Ricky Smith	98t	vs. NYJ	9/19/82
Horace Ivory	98t	at Balt.	10/19/80
7. Sammy Martin	95t	at Indy	11/27/88
Larry Garron	95t	at Buff.	11/3/62
9. Mac Herron	92t	vs. S.D.	12/2/73
10. Ron Burton	91t	vs. Dallas	11/3/61

70+ PUNTS

PLAYER	YARDS	OPP.	DATE
1. Shawn McCarthy	93	at Buff.	11/3/91
2. Luke Prestridge	89	vs. Mia.	10/21/84
3. Bob Scarpito	87	at Den.	9/29/68
4. Luke Prestridge	82	vs. NYJ	10/28/84
5. Rich Camarillo	76	vs. NYJ	9/19/82
6. Rich Camarillo	75	at Chi.	9/15/85
Rich Camarillo	75	at Oak.	11/1/81
8. Jeff Feagles	74	vs. Indy	10/2/88
9. Rich Camarillo	73	vs. Miami	9/13/87

50+ Field Goals

PLAYER	YARDS	OPP.	DATE
1. ADAM VINATIERI	55	at S.L.	12/13/98
Matt Bahr	55	at Mia.	11/12/95
2. Jason Staurovsky	53	vs. Sea.	10/7/90
Gino Cappelletti	53	at NYJ	11/28/65
4. ADAM VINATIERI	52	at Indy	9/13/98
Adam Vinatieri	52	vs. Buff.	10/12/97
6. Charlie Gogolak	51	at Mia.	10/17/71
Gino Cappelletti	51	vs. Den.	11/20/64
8. Adam Vinatieri	50	at Balt.	10/6/96
Teddy Garcia	50	at Minn.	9/11/88
Tony Franklin	50	vs. LA Raid.	11/1/87
Tony Franklin	50	vs. Det.	12/8/85
Tony Franklin	50	at T.B.	10/27/85
John Smith	50	vs. K.C.	10/4/81

**OPPONENTS LONGEST PLAYS****70+ RUSHING**

PLAYER	YARDS	OPP.	DATE
1. Jack Larschied	87t	at Oak.	10/16/60
2. Thurman Thomas	80t	at Buff.	11/18/90
O.J. Simpson	80t	vs Buff.	9/16/73
4. Tony Dorsett	75t	vs Dal.	9/21/81
5. Wayne Patrick	72	at Buff.	10/11/69

60+ PUNT RETURNS

PLAYER	YARDS	OPP.	DATE
1. Andre Hastings	76	at N.O.	10/4/98
Goldie Sellers	76t	at K.C.	11/17/68
Eugene Mingo	76t	vs Den.	9/9/60
4. Mike Nelms	75t	at Wash.	10/25/81
Nesby Glasgow	75t	vs. Balt.	11/18/79

80+ PASS PLAYS

PLAYER	YARDS	OPP.	DATE
1. George Shaw to Jerry Tarr	97t	vs Den.	9/21/62
2. Len Dawson to Frank Pitts	90t	at K.C.	11/17/68
3. Ken O'Brien to Wesley Walker	88t	at NYJ	11/24/85
4. Steve DeBerg to S. Paige	86t	vs. K.C.	12/2/90
Clyde Grosscup to Don Maynard	86t	NY Titans	10/6/62
6. John Hadl to Lance Alworth	85t	vs S.D.	10/17/65
7. Scott Hunter to Leonard Thompson	82	vs. Det.	10/7/79

70+ INTERCEPTION RETURNS

PLAYER	YARDS	OPP.	DATE
1. Dick Anderson	94t	vs Mia.	11/24/68
2. Ray Buchanan	90t	vs Indy	12/11/94
3. Leroy Irvin	80	vs LARams	11/16/80
4. Levi Johnson	76	at Det.	10/10/76
5. Dave Washington	72t	vs Buff.	11/3/74
LeRoy Moore	70	vs. Den.	11/20/64

90+ KICKOFF RETURNS

PLAYER	YARDS	OPP.	DATE
1. Charlie Warner	102t	vs Buff.	11/7/65
2. Mercury Morris	96t	at Mia.	12/6/70
3. Mercury Morris	94t	vs Mia.	12/5/71
4. Ode Burrell	93t	at Hou.	11/29/64
Elbert Dubenion	93t	at Buff.	11/3/62
6. Reggie Barrow	92t	at Jack.	12/7/97
7. Joe Washington	90t	vs. Balt.	9/18/78
Wallace Francis	90t	at Buff.	12/9/73
Al Frazier	90t	at Den.	12/3/61

70+ PUNTS

PLAYER	YARDS	OPP.	DATE
1. Bob Parsons	81	at Chi.	11/5/82
2. Joe Prokop	76	vs NYJ	11/5/89
3. James Fraser	75	at Den.	11/11/62
4. Reggie Roby	73	vs Mia.	10/5/86
5. Mark Horan	71	vs Den.	10/27/91
6. Lee Johnson	70	at Cin.	9/23/90
Bryan Wagner	70	vs Chi.	10/30/88

50+ FIELD GOALS

PLAYER	YDS	OPP	DATE
1. Morten Anderson	54	at Atl.	10/1/95
Norm Johnson	54	at Atl.	11/29/92
Dean Biasucci	54	vs Indy	11/11/90
4. Jason Elam	53	at Den.	9/7/98
Pat Leahy	53	vs. NYJ	10/20/85
Uwe Von Schamann	53	vs Mia.	10/21/79
7. Pat Leahy	52	vs. NYJ	10/20/85
Raul Allegre	52	vs. Balt.	9/4/83
Raul Allegre	52	at Balt.	10/9/83
Uwe Von Schamann	52	vs Mia.	11/13/82
Chris Bahr	52	at Cin.	10/15/78
12. Jason Elam	51	vs. Den.	10/8/95
Steve Christie	51	at Buff.	11/11/95
Tony Franklin	51	vs Mia.	11/6/88
Chris Bahr	51	at Oak.	11/1/81
16. 50 Yards Accomplished Eight Times; Most Recent:			
Olindo Mare	50	at Mia.	12/22/97



CONSECUTIVE RECORDS

Individual

SEASONS PLAYED

- 16 Steve Grogan (1975-90)
- 14 Steve Nelson (1974-86)

GAMES PLAYED

- 161 Raymond Clayborn (9-18-77 to 11-22-87)
- 152 Gino Cappelletti (9-9-60 to 12-6-70)

GAMES STARTED

- 147 Raymond Clayborn (9-3-78 to 11-22-87)
- 110 Ray Hamilton (9-16-73 to 10-26-80)

GAMES SCORING

- 101 John Smith (9-28-75 to 10-2-83)

GAMES SCORING TD

- 7 Curtis Martin (10-13-96 to 11-24-96)
- 6 ROBERT EDWARDS (9/7/98 to 10/19/98)**
- 5 Curtis Martin (10-23-95 to 11-19-95)
- Michael Timpson (12-26-93 to 9-18-94)
- Horace Ivory (10-22-78 to 11-19-78)
- Jimmy Colclough (11-11-62 to 12-9-62)

GAMES RUSHING TD

- 7 Curtis Martin (10-13-96 to 11-24-96)
- 6 ROBERT EDWARDS (9/7/98 to 10/19/98)**
- 5 Curtis Martin (10-23-95 to 11-19-95)
- Horace Ivory (10-22-78 to 11-19-78)
- 4 Jim Nance (11-27-66 to 12-18-66)
- Tony Collins (9-21-81 to 10-11-81)

GAMES RECEIVING TD

- 5 Michael Timpson (12-26-93 to 9-18-94)
- Jimmy Colclough (11-11-62 to 12-9-62)
- 4 Stanley Morgan (9-21-86 to 10-12-86)
- Stanley Morgan (9-7-80 to 9-29-80)
- Art Graham (12-11-66 to 9-17-67)

GAMES PASSING TD

- 14 Babe Parilli (12-3-61 to 9-8-63)
- 12 Drew Bledsoe (12-5-93 to 10-16-94)
- 11 Drew Bledsoe (12-21-96 to 11-16-97)**
- 10 Babe Parilli (12-11-66 to 10-29-67)
- Mike Taliaferro (9-28-69 to 11-30-69)
- Tony Eason (11-24-85 to 10-5-86)

GAMES NONE INTERCEPTED

- 6 Tony Eason (9-7-86 to 10-26-86)
- 5 Drew Bledsoe (10-23-95 to 11-19-95)

PASSING ATTEMPTS NONE INTERCEPTED

- 179 Drew Bledsoe (10-23-95 to 11-26-95)
- 178 Tony Eason (12-22-85 to 10-26-86)
- 141 Tony Eason (12-18-83 to 10-14-84)

GAMES RECEPTIONS MADE

- 63 Ben Coates (12-27-92 to 12-15-96)
- 42 Jim Colclough (9-9-60 to 9-8-63)
- 28 Stanley Morgan (12-1-85 to 11-29-87)

RECEPTIONS MADE FOR TDs

- 3 Derrick Ramsey (11-18-84)
- Harold Jackson (9-9-79)

GAMES INTERCEPTIONS MADE

- 4 Mike Haynes (11-7-76 to 11-28-76)
- 3 Ty Law (11-26-95 to 12-10-95)
- Myron Guyton (11-12-96 to 11-26-95)

FGs MADE

- 14 Tony Franklin (10-26-86 to 11-23-86)
- 12 Matt Bahr (12-19-94 to 9-25-95)
- 9 Tony Franklin (12-16-84 to 10-6-85), (10-7-84 to 11-4-84)

GAMES FG MADE

- 17 Matt Bahr (12-18-94 to 12-16-95)
- 17 Tony Franklin (11-24-85 to 11-23-86)

PATs MADE

- 105 Gino Cappelletti (12-8-63 to 12-18-66)
- 79 John Smith (11-18-79 to 10-4-81)

Team

MOST VICTORIES

- 8 Nov. 13, 1994 to Sept. 3, 1995
- 7 Oct. 19, 1986 to Nov. 30, 1986
- Nov. 7, 1976 to Sept. 18, 1977
- Sept. 24, 1978 to Nov. 5, 1978

MOST SHUTOUT VICTORIES

- 2 (vs. Miami), Dec. 12, 1982 and at Seattle Dec. 19, 1982

MOST VICTORIES AT HOME

- 10 Sept. 19, 1976 to Oct. 30, 1977

MOST VICTORIES ON ROAD

- 6 Oct. 19, 1986 to Dec. 22, 1986
- Sept. 10, 1978 to Nov. 19, 1978

MOST LOSSES

- 14 Sept. 23, 1990 to Sept. 1, 1991
- 10 Dec. 22, 1991 to Nov. 8, 1992
- 9 Oct. 25, 1981 to Dec. 20, 1981
- Oct. 8, 1972 to Dec. 3, 1972
- Sept. 27, 1970 to Nov. 22, 1970

MOST LOSSES AT HOME

- 10 Dec. 3, 1989 to Sept. 22, 1991
- 6 Nov. 3, 1974 to Sept. 28, 1975
- Oct. 15, 1972 to Sept. 23, 1973
- Sept. 27, 1970 to Dec. 13, 1970

MOST LOSSES ON ROAD

- 8 Sept. 13, 1981 to Dec. 20, 1981
- Dec. 6, 1970 to Dec. 12, 1971
- Oct. 6, 1968 to Oct. 26, 1969

MOST GAMES SCORING

- 125 Dec. 28, 1975 to Nov. 13, 1983

MOST QUARTERS PATRIOTS SCORELESS

- 10 Nov. 22, 1992 (vs. NYJ, 2nd half) to Dec. 6, 1992 (vs. Indianapolis)

MOST SHUTOUT QUARTERS ALLOWED

- 8 Dec. 12, 1982 (vs. Miami) to Dec. 19, 1982 (at Seattle)

MOST QUARTERS NOT ALLOWING A TD

- 10 Dec. 5, 1982 (at Chicago, 2nd half) thru Dec. 19, 1982 (at Seattle)
- (Shutout victories vs. Miami 12-12-82 and at Seattle 12-19-82)

SERIES GAME PATRIOTS' VICTORIES

- 11 Buffalo Bills, Jan. 2, 1983 to Dec. 20, 1987

SERIES GAME PATRIOTS' LOSSES

- 9 New York Jets, Dec. 18, 1966 to Nov. 22, 1970

**100+ YARD RUSHING GAMES**

#	YDS	NO	NAME	DATE	OPPONENTS
1	212	23	Tony Collins	9/18/83	NY Jets
2	208	38	Jim Nance	10/30/66	Oakland
3	199	40	Curtis Martin	9/14/97	NY Jets
4	196	24	Robert Edwards	12/13/98	at St. Louis
5	185	34	Jim Nance	9/24/67	at Buffalo
6	177	25	Don Calhoun	11/28/76	Denver
7	177	22	Don Calhoun	12/5/76	NO
8	166	35	Curtis Martin	11/5/96	at NY Jets
9	166	19	Curtis Martin	1/5/97	Pittsburgh*
10	164	24	Jim Nance	12/17/67	at Miami
11	164	17	Curtis Martin	10/13/96	Washington
12	161	32	Tony Collins	11/28/82	Houston
13	148	27	Curtis Martin	11/26/96	at Buffalo
14	148	31	Curtis Martin	12/10/96	NY Jets
15	147	27	Leonard Russell	11/28/93	NY Jets
16	147	23	Tony Collins	10/23/83	at Buffalo
17	146	17	Jim Nance	12/11/66	at Houston
18	146	35	Michael LeBlanc	10/11/87	Buffalo
19	143	17	Don Calhoun	9/10/78	St. Louis
20	142	25	Craig James	12/22/85	Cincinnati
21	142	30	Curtis Martin	11/12/96	at Miami
22	141	24	Don Calhoun	11/14/76	at Baltimore
23	141	25	Sam Cunningham	10/7/76	Buffalo
24	141	25	Sam Cunningham	10/16/77	at SD
25	141	35	Curtis Martin	11/24/96	Indy
26	140	13	Larry Garron	10/26/62	Oakland
27	138	30	Craig James	12/16/84	Indy
28	138	26	Leonard Russell	12/26/93	Indy
29	137	21	Tony Collins	9/12/82	at Baltimore
30	134	25	John Stephens	10/23/88	at Buffalo
31	133	23	Jim Nance	11/27/66	at Miami
32	130	17	John Stephens	12/17/88	at Denver
33	129	22	Sam Cunningham	10/27/74	at Minnesota
34	128	16	Horace Ivory	11/5/78	at Buffalo
35	128	21	Mosi Tatupu	12/4/83	NO
36	127	14	Andy Johnson	12/12/76	at Tampa
37	127	21	Carl Garrett	11/28/71	at Buffalo
38	127	36	Curtis Martin	10/23/96	Buffalo
39	127	29	Jim Nance	10/8/67	SD
40	127	16	Ron Burton	10/23/60	at Denver
41	126	24	Jim Nance	9/18/66	at Denver
42	126	23	John Stephens	11/19/89	Buffalo
43	125	24	Jim Nance	11/16/69	at Cincinnati
44	125	11	Sam Cunningham	10/20/74	at Buffalo
45	124	18	Andy Johnson	10/19/75	Baltimore
46	124	35	John Stephens	10/30/88	Chicago
47	124	27	John Stephens	12/3/89	Indy
48	123	30	Scott Lockwood	12/27/92	Miami
49	121	25	Curtis Martin	9/7/97	at Indy
50	121	12	J.D. Garrett	10/4/64	at Denver
51	121	31	John Stephens	12/4/88	Seattle
52	120	20	Craig James	11/4/84	at Denver
53	120	20	Curtis Martin	12/16/96	at Pittsburgh
54	119	23	Craig James	11/3/85	Miami
55	119	13	Mack Herron	10/12/75	at Cincinnati
56	118	17	Ron Burton	9/16/62	Houston
57	118	22	Sam Cunningham	10/24/76	at Buffalo
58	116	12	Horace Ivory	11/18/79	Baltimore
59	116	10	Larry Garron	10/22/61	Buffalo

#	YDS	NO	NAME	DATE	OPPONENTS
60	116	28	Leonard Russell	10/10/93	at Phoenix
61	115	26	Craig James	12/8/85	Detroit
62	113	16	Don Calhoun	12/21/80	at NO
63	113	15	Horace Ivory	10/22/78	Miami
64	113	20	Jim Nance	10/15/67	Miami
65	113	21	Sam Cunningham	11/17/74	NY Jets
66	112	19	Craig James	11/22/84	at Dallas
67	112	31	Curtis Martin	12/3/96	NO
68	112	26	Leonard Russell	12/15/91	at NY Jets
69	111	15	Carl Garrett	10/10/71	NY Jets
70	111	19	Jim Nance	12/8/68	at Miami
71	110	20	Jon Vaughn	11/22/92	NY Jets
72	109	27	Andy Johnson	9/18/78	Baltimore
73	109	22	Don Calhoun	11/21/76	at NY Jets
74	109	24	Jim Nance	12/4/66	Buffalo
75	109	18	Jim Nance	11/26/67	at Houston
76	109	17	Jim Nance	11/9/69	Miami
77	108	14	Craig James	11/24/85	at NY Jets
78	108	26	Jim Nance	11/5/67	Houston
79	108	25	Jim Nance	10/23/66	SD
80	108	23	Josh Ashton	10/1/72	Washington
81	107	22	Jim Nance	11/20/66	at KC
82	107	17	Larry Garron	12/8/83	at Houston
83	107	20	Tony Collins	9/16/84	Seattle
84	106	19	Don Calhoun	11/23/80	Baltimore
85	106	27	Leonard Russell	11/3/91	at Buffalo
86	106	21	Sam Cunningham	9/19/76	Miami
87	105	22	Craig James	1/12/86	at Miami*
88	105	11	Dick Christy	11/11/60	NY Titans
89	105	23	Sam Cunningham	9/18/77	KC
90	104	22	Robert Edwards	10/11/98	KC
91	104	23	Robert Edwards	10/19/98	NY Jets
92	104	21	Curtis Martin	11/2/97	at Minnesota
93	104	23	Craig James	1/5/86	at LA Raid*
94	104	22	Jim Nance	11/13/66	Houston
95	104	25	John Stephens	11/6/88	Miami
96	103	21	Andy Johnson	10/26/75	SF
97	103	24	Curtis Martin	12/23/96	at Indy
98	103	15	Don Calhoun	12/7/75	NY Jets
99	103	7	Steve Grogan	10/18/76	NY Jets
100	103	32	Tony Collins	12/19/82	at Seattle
101	103	22	Tony Collins	10/25/81	at Washington
102	102	19	Curtis Martin	9/3/95	Cleveland
103	101	24	Robert Edwards	12/20/98	SF
104	101	31	Sam Cunningham	10/9/77	Seattle
105	101	21	Sam Cunningham	10/3/76	Oakland
106	100	22	Mark van Eeghen	12/19/82	at Seattle
107	100	6	Robert Weathers	9/4/83	Baltimore
108	100	19	Sam Cunningham	11/23/75	at Buffalo
109	100	21	Tony Collins	11/6/83	Buffalo
110	100	17	Vagas Ferguson	11/23/80	Baltimore

* = Playoff

Accomplished 110 Times: 17 Nance; 15 Martin, C.; 11 Cunningham; 9 James; 8 Calhoun, Collins; 7 Stephens; 5 Russell; 4 Edwards, Johnson; 3 Garron, Ivory; 2 Burton, C. Garrett; 1 Ashton, Christy, Ferguson, J.D. Garrett, Grogan, Herron, LeBlanc, Lockwood, Tatupu, van Eeghen, Vaughn, R. Weathers.

**100+ YARD RECEIVING GAMES**

#	YDS	REC	NAME	DATE	OPPONENTS	#	YDS	REC	NAME	DATE	OPPONENTS
1	193	9	Terry Glenn	12/6/98	at Pittsburgh	72	122	5	Stanley Morgan	11/28/82	Houston
2	182	5	Stanley Morgan	11/8/81	Miami	73	122	4	Jim Whalen	12/17/67	at Miami
3	170	5	Stanley Morgan	11/26/78	at Indy	74	122	3	Irving Fryar	10/30/88	Chicago
4	167	8	Art Graham	11/6/64	Houston	75	121	8	Darryl Stingley	10/30/77	NY Jets
5	165	8	Irving Fryar	10/4/92	at NY Jets	76	121	8	Stanley Morgan	12/14/86	SF
6	163	7	Terry Glenn	10/27/97	Green Bay	77	121	4	Stanley Morgan	12/22/85	Cincinnati
7	162	7	Stanley Morgan	10/12/86	NY Jets	78	121	4	Tony Romeo	9/21/62	Denver
8	161	9	Vincent Brisby	10/1/95	at Atlanta	79	121	3	Harold Jackson	9/9/79	NY Jets
9	161	9	Irving Fryar	10/20/91	Minnesota	80	120	7	Stanley Morgan	11/10/85	Indy
10	161	8	Ben Coates	9/4/94	at Miami	81	120*	4	Larry Garron	12/28/63	at Buffalo
11	161	7	Stanley Morgan	9/21/86	Seattle	82	119	12	Ben Coates	11/27/94	at Indy
12	158	5	Stanley Morgan	11/4/79	at Buffalo	83	119	8	Greg McMurtry	12/8/91	Indy
13	158	3	Ron Sellers	12/14/69	at Houston	84	118	7	Stanley Morgan	11/16/86	at LA Rams
14	156	6	Art Graham	10/5/63	at NY Jets	85	118	6	Vincent Brisby	11/12/95	at Miami
15	151	5	Stanley Morgan	10/28/79	at Baltimore	86	118	5	Harold Jackson	10/29/78	N.Y. Jets
16	150	7	Mike Timpson	12/22/92	at Cincinnati	87	118	4	Stanley Morgan	10/4/81	KC
17	149	10	Tony Romeo	11/17/63	KC	88	118	3	Gino Cappelletti	11/13/66	Houston
18	149	6	Randy Vataha	12/7/75	NY Jets	89	117	6	Eric Sievers	12/10/89	at Miami
19	148	8	Cedric Jones	9/10/89	at NY Jets	90	117	6	Vincent Brisby	10/2/94	Green Bay
20	148	8	Stanley Morgan	12/22/86	at Miami	91	116	4	Shawn Jefferson	10/25/98	at Miami
21	147	7	Gino Cappelletti	10/31/64	at NY Jets	92	116	9	Art Graham	9/9/67	at San Diego
22	147	5	Harold Jackson	12/16/79	Minnesota	93	116	7	Stanley Morgan	9/7/86	Indy
23	146	6	Stanley Morgan	11/1/87	LA Raid	94	116	4	Darryl Stingley	10/23/77	Baltimore
24	146	5	Gino Cappelletti	12/18/65	Houston	95	115	6	Vincent Brisby	12/24/94	at Chicago
25	143	8	Irving Fryar	11/17/91	NY Jets	96	115	4	Irving Fryar	11/4/90	at Philadelphia
26	142	4	Stanley Morgan	11/30/80	at SF	97	114	4	Jim Colclough	11/7/65	Buffalo
27	142	4	Jim Colclough	10/6/62	NY Titans	98	114	3	Stanley Morgan	10/21/84	Miami
28	141	7	Stanley Morgan	1/2/83	Buffalo	99	113	10	Michael Timpson	11/13/94	Minnesota
29	141	3	Stanley Morgan	11/22/81	at Buffalo	100	113	6	Larry Garron	12/11/66	at Houston
30	140	6	Stanley Morgan	10/6/85	at Cleveland	101	113	2	Jim Whalen	10/27/68	at NY Jets
31	140	4	Aaron Marsh	9/22/68	NY Jets	102	112	10	Terry Glenn	11/3/96	at Miami
32	139	7	Don Hasselbeck	10/11/81	at NY Jets	103	112	8	Will Moore	9/10/95	Miami
33	139	6	Russ Francis	9/26/76	at Pittsburgh	104	112	5	Don Hasselbeck	10/25/81	at Washington
34	137	9	Jim Colclough	11/17/63	KC	105	112	3	Jim Colclough	12/17/67	at Miami
35	136	9	Stanley Morgan	10/9/83	at Indy	106	111	8	Gino Cappelletti	12/18/66	at NY Jets
36	135	5	Ben Coates	11/3/96	Miami	107	111	6	Don Hasselbeck	9/6/81	Baltimore
37	134	11	Art Graham	11/20/66	at KC	108	110	6	Irving Fryar	9/21/86	Seattle
38	134	6	Irving Fryar	11/24/91	Buffalo	109	110	6	Jim Colclough	10/18/63	Denver
39	134	6	Jim Colclough	12/20/64	Buffalo	110	109	10	Ben Coates	11/1/98	at Indy
40	134	6	Jim Whalen	10/15/67	Miami	111	109	4	Tony Simmons	11/1/98	at Indy
41	132	6	Irving Fryar	10/13/85	Buffalo	112	109	6	Tony Collins	10/27/85	Buffalo
42	131	6	Shawn Jefferson	11/23/98	Miami	113	109*	4	Gino Cappelletti	12/28/63	at Buffalo
43	131	6	Gino Cappelletti	10/3/61	Houston	114	109	3	Jim Whalen	10/25/65	at Oakland
44	130	10	Hart Lee Dykes	12/17/89	at Pittsburgh	115	108	8	Ben Coates	9/18/94	at Cincinnati
45	130	7	Stanley Morgan	12/5/82	at Chicago	116	108	8	Hart Lee Dykes	12/24/89	LA Rams
46	129	7	Randy Vataha	12/5/71	Miami	117	108	6	Ben Coates	10/31/93	at Indy
47	129	6	Stanley Morgan	12/9/79	at NY Jets	118	108	6	Billy Lott	10/22/61	Buffalo
48	127	6	Harold Jackson	10/19/80	at Baltimore	119	108	5	Reggie Rucker	11/18/73	Green Bay
49	127	6	Cedric Jones	11/5/89	NY Jets	120	108	5	Ron Sellers	10/4/70	Baltimore
50	127	4	Stanley Morgan	12/26/82	at Pittsburgh	121	108	4	Shawn Jefferson	11/2/97	at Minnesota
51	127	3	Jim Colclough	11/30/62	NY Titans	122	108	2	Stanley Morgan	9/21/80	at Seattle
52	126	5	Harold Jackson	9/27/81	at Pittsburgh	123	108	2	Stephen Starring	9/25/83	at Pittsburgh
53	126	5	Russ Francis	9/24/78	at Oakland	124	107	7	Randy Vataha	10/24/71	at Dallas
54	126	3	Irving Fryar	10/12/86	NY Jets	125	107	6	Irving Fryar	11/1/87	LA Raid.
55	125	10	Michael Timpson	9/18/94	at Cincinnati	126	107	5	Stanley Morgan	12/7/86	Cincinnati
56	125	7	Russ Francis	11/23/75	at Buffalo	127	106	9	Ben Coates	9/3/95	Cleveland
57	125	6	Stanley Morgan	10/5/86	Miami	128	106	4	Harold Jackson	10/1/78	San Diego
58	125	5	Troy Brown	10/19/97	at NY Jets	129	106	2	Larry Garron	10/23/66	San Diego
59	125	3	Stanley Morgan	9/18/78	Baltimore	130	105	4	Terry Glenn	10/4/98	at NO
60	124	9	Ben Coates	9/11/94	Buffalo	131	105	5	Harold Jackson	11/29/79	at Miami
61	124	8	Terry Glenn	12/21/96	at NY Giants	132	105	5	Hart Lee Dykes	11/12/89	NO
62	124	7	Harold Jackson	9/3/78	Washington	133	105	3	Stephen Starring	9/2/84	at Buffalo
63	124	6	Troy Brown	9/21/97	Chicago	134	104	8	Terry Glenn	11/29/98	Buffalo
64	124	5	Stanley Morgan	11/29/79	at Miami	135	104*	9	Shawn Jefferson	1/3/98	at Pittsburgh
65	124	5	Dick Christy	11/4/60	Oakland	136	104	8	Stanley Morgan	9/11/86	at NY Jets
66	124	4	Ron Sellers	11/2/69	Houston	137	104	8	Derrick Ramsey	11/18/84	Indy
67	123	9	Ben Coates	10/9/94	LA Raid	138	104	3	Art Graham	11/29/64	at Houston
68	123	7	Jim Colclough	9/16/61	Denver	139	104	3	Stanley Morgan	10/8/78	Philadelphia
69	123	5	Jim Colclough	11/11/62	at Denver	140	103	7	Gino Cappelletti	11/3/62	at Buffalo
70	123	5	Joe Johnson	11/25/60	Houston	141	103	7	Reggie Rucker	10/8/72	at Buffalo
71	122	8	Stanley Morgan	11/4/84	at Denver	142	103	6	Andy Johnson	12/21/75	at Baltimore

**100+ YARD RECEIVING GAMES (Cont.)**

#	YDS	REC	NAME	DATE	OPPONENTS	#	YDS	REC	NAME	DATE	OPPONENTS
143	103	5	Hart Lee Dykes	10/7/90	Seattle	160	101	5	Ron Sellers	11/23/69	Buffalo
144	102	4	Terry Glenn	9/20/98	Tennessee	161	100	11	Tony Collins	11/29/87	Philadelphia
145	102	7	Stanley Morgan	10/25/87	at Indy	162	100	6	Bob Adams	12/9/73	at Buffalo
146	102	5	Irving Fryar	10/22/89	at SF	163	100	4	Randy Vataha	12/19/71	at Baltimore
147	102	5	Ron Sellers	10/25/70	at Baltimore	164	100*	3	Stanley Morgan	1/4/87	at Denver
148	102	5	Stanley Morgan	11/22/87	Indy	165	100	3	Don Calhoun	12/14/75	Buffalo
149	102	5	Stephen Starring	9/7/86	Indy	* = Playoff					
150	102	3	Ron Sellers	12/7/69	at San Diego	Accomplished 165 times: 39 times Stanley Morgan; 12 Irving Fryar; 9 Ben Coates, Jim Colclough; 8 Gino Cappelletti, Harold Jackson; 7 Terry Glenn; 6 Ron Sellers; 5 Vincent Brisby, Art Graham; 4 Hart Lee Dykes, Russ Francis, Shawn Jefferson Mike Timpson, Jim Whalen, Randy Vataha; 3 Don Hasselbeck, Stephen Starring; 2 Troy Brown, Tony Collins, Cedric Jones, Larry Garron, Tony Romero, Reggie Rucker, Darryl Stingley; 1 Bob Adams, Don Calhoun, Dick Christy, Larry Garron, Andy Johnson, Joe Johnson, Billy Lott, Aaron Marsh, Greg McMurtry, Will Moore, Derrick Ramsey, Eric Sievers, Tony Simmons.					
151	102	3	Stanley Morgan	10/14/84	Cincinnati						
152	102	3	Stanley Morgan	9/7/80	Cleveland						
153	102	3	Stanley Morgan	9/9/79	NY Jets						
154	101*	8	Russ Francis	12/31/78	Houston						
155	101	6	Vincent Brisby	11/26/95	at Buffalo						
156	101	6	Gino Cappelletti	10/9/64	San Diego						
157	101	6	Irving Fryar	9/20/92	Seattle						
158	101	5	Stanley Morgan	12/9/84	at Philadelphia						
159	101	5	Michael Timpson	9/11/94	Buffalo						

300+ YARD PASSING GAMES

#	YDS.	NAME	DATE	OPPONENTS	ATT.	COMP.	TDS	INTS.	QB RATING
1	426	Drew Bledsoe	11/13/94	Minnesota	70	45	3	0	95.3
2	423	Drew Bledsoe	11/23/98	Miami	54	28	2	2	74.8
3	421	Drew Bledsoe	9/4/94	at Miami	51	32	4	2	98.6
4	419	Drew Bledsoe	11/3/96	Miami	41	30	3	2	109.7
5	414	Tony Eason	9/21/86	Seattle	45	26	3	0	110.8
6	402	Tom Ramsey	11/29/87	Philadelphia	53	34	3	2	90.3
7	401	Steve Grogan	10/12/86	NY Jets	42	23	3	0	111.3
8	400	Babe Parilli	10/16/64	Oakland	47	25	4	4	74.8
9	380	Drew Bledsoe	9/11/94	Buffalo	42	26	3	2	95.3
10	379	Babe Parilli	12/17/66	at NY Jets	38	21	3	2	94.1
11	375	Tony Eason	11/16/86	at LA Rams	52	36	2	2	86.6
12	374	Steve Grogan	11/10/80	at Houston	39	25	3	2	99.7
13	373	Drew Bledsoe	10/27/96	Buffalo	45	32	1	0	103.3
14	372	Hugh Millen	11/17/91	NY Jets	43	30	1	1	94.3
15	365	Drew Bledsoe	9/18/94	at Cincinnati	50	30	1	2	72.5
16	365	Steve Grogan	11/23/75	at Buffalo	46	25	2	3	67.8
17	355	Steve Grogan	11/8/81	Miami	40	23	1	4	53.6
18	354	Babe Parilli	11/17/63	Kansas City	45	25	1	1	79.3
19	350	Steve Grogan	11/29/79	at Miami	39	21	3	2	88.6
20	350	Steve Grogan	11/4/79	at Buffalo	35	19	3	1	105.7
21	348	Jim Plunkett	11/18/73	Green Bay	32	18	2	1	102.1
22	341	Tony Eason	9/17/89	Miami	49	25	1	1	71.9
23	340	Drew Bledsoe	8/31/97	San Diego	39	26	4	0	128.2
24	336	Drew Bledsoe	12/16/96	at Pittsburgh	60	39	3	1	89.3
25	334	Drew Bledsoe	10/2/94	Green Bay	53	29	2	1	78.7
26	333	Babe Parilli	11/29/64	at Houston	36	20	3	1	103.1
27	331	Babe Parilli	10/18/63	Denver	31	21	2	0	124.5
28	330	Hugh Millen	12/8/91	Indianapolis	40	21	2	2	76.0
29	330	Steve Grogan	10/11/81	at NY Jets	30	19	1	2	84.0
30	329	Drew Bledsoe	1/2/94	Miami	43	27	4	1	107.6
31	327	Drew Bledsoe	12/6/98	at Pittsburgh	34	21	1	3	66.7
32	326	Hugh Millen	10/20/91	Minnesota	32	22	1	1	99.2
33	325	Matt Cavanaugh	9/27/81	at Pittsburgh	42	22	1	1	76.0
34	321	Drew Bledsoe	10/9/94	L.A. Raiders	55	23	2	3	50.6
35	317	Drew Bledsoe	10/4/98	at New Orleans	35	21	1	3	63.6
36	317	Steve Grogan	10/28/79	at Baltimore	36	15	2	1	80.4
37	315	Steve Grogan	9/9/79	NY Jets	18	13	5	0	227.8
38	313	Drew Bledsoe	11/2/97	at Minnesota	42	27	2	1	92.7
39	313	Steve Grogan	12/24/89	LA Rams	46	25	1	2	64.9
40	313	Tony Eason	11/4/84	at Denver	38	21	1	1	80.3
41	313	Tony Eason	10/21/84	Miami	29	19	3	0	136.1
42	310	Drew Bledsoe	10/6/96	at Baltimore	39	25	4	0	122.8
43	306	Drew Bledsoe	11/1/98	at Indianapolis	35	22	2	1	98
44	306	Steve Grogan	10/25/81	at Washington	30	17	0	2	64.0
45	304	Tony Eason	10/6/85	at Cleveland	28	20	1	1	103.9
46	304	Tom Yewcic	10/5/63	at NY Jets	38	18	3	4	57.3
47	302	Drew Bledsoe	9/3/96	Cleveland	47	30	0	0	82.0
48	301	Drew Bledsoe	9/21/97	Chicago	37	24	2	1	96.8
49	301	Drew Bledsoe	12/21/97	at NY Giants	47	31	2	2	80.2

Accomplished 49 times: 16 Bledsoe; 11 Grogan; 6 Eason; 5 Parilli; 3 Millen; 1 Cavanaugh, Plunkett, Ramsey, Yewcic.

**MULTIPLE SACK PERFORMANCES**

SACKS	PLAYER	POS	DATE	OPPONENT	SACKS	PLAYER	POS	DATE	OPPONENT
4.0	Mike Hawkins	LB	09/09/79	N.Y. Jets	3.0	John Lee	LB	11/29/81	St. Louis
4.0	Tony McGee	DE	11/16/78	at Baltimore	3.0	Richard Bishop	NT	11/02/80	N.Y. Jets
4.0	Julius Adams	DE	12/04/77	at Atlanta	3.0	Ray Hamilton	DE	10/13/80	Miami
3.5	Chris Slade	LB	11/20/94	San Diego	3.0	Ray Hamilton	DE	11/28/76	Denver
3.5	Andre Tippett	LB	10/26/86	at Buffalo	3.0	Tony McGee	DE	11/28/76	Denver
3.0	Henry Thomas	DT	12/13/98	at St. Louis	3.0	Pete Barnes	LB	11/14/76	at Baltimore
3.0	Chad Eaton	DT	12/6/98	at Pittsburgh	3.0	Connell Smith	DE	10/06/74	Baltimore
3.0	Chris Slade	LB	9/14/97	N.Y. Jets	3.0	Ed Philpott	LB	09/29/68	Denver
3.0	Chris Slade	LB	09/12/93	Detroit	3.0	Houston Antwine	DT	09/08/68	at Buffalo
3.0	Andre Tippett	LB	11/22/87	Indy	3.0	Jim Lee Hunt	DT	12/04/66	Buffalo
3.0	Andre Tippett	LB	11/15/87	Dallas	3.0	Jack Rudolph	LB	09/16/60	at N.Y. Jets
3.0	Andre Tippett	LB	10/18/87	at Houston	2.5	Chris Slade	LB	10/02/94	Green Bay
3.0	Don Blackmon	LB	09/07/86	Indy	2.5	Andre Tippett	LB	09/08/91	Cleveland
3.0*	Garin Veris	DE	12/28/85	at N.Y. Jets	2.5	Garin Veris	DE	11/02/86	Atlanta
3.0	Julius Adams	DE	11/24/85	at N.Y. Jets	2.5	Andre Tippett	LB	09/02/84	at Buffalo
3.0	Andre Tippett	LB	11/10/85	Indy	2.5	Tony McGee	DE	12/14/80	Buffalo
3.0	Andre Tippett	LB	10/20/85	N.Y. Jets	2.5	Tony McGee	DE	11/04/79	at Buffalo
3.0	Don Blackmon	LB	09/08/85	Green Bay	2.5	Larry Eisenhauer	DE	11/13/66	Houston
3.0	Andre Tippett	LB	09/08/85	Green Bay	2.5	Jim Lee Hunt	DT	09/18/66	at Denver
3.0	Toby Williams	DE	11/18/84	at Indy	2.5	Larry Eisenhauer	DE	12/18/65	Houston

*Playoff

OPPONENT 300+ YARD PASSING GAMES

#	Yds	Player	Date	Opponents	Att	Com	TDs	Ints	QB Rat.
1	473	Dan Marino	9/4/94	at Miami	42	23	5	1	124.4
2	457	Jackey Lee	10/13/61	Houston	41	27	2	2	99.3
3	432	Mark Brunell	9/22/96	Jacksonville	39	23	3	1	112.3
4	389	Dan Marino	11/23/97	Miami	60	38	0	3	61.0
5	386	Ken O'Brien	11/5/89	New York	29	22	2	0	143.8
6	386	George Blanda	9/16/62	Houston	36	20	3	4	74.5
7	362	Joe Namath	11/5/67	at New York	43	22	2	2	75.9
8	359	Dan Marino	11/6/88	Miami	51	29	1	2	69.0
9	357	Dan Fouts	10/16/83	San Diego	37	25	1	1	96.3
10	356	Jim Kelly	11/19/89	Buffalo	41	21	1	2	68.8
11	353	Vinny Testaverde	10/6/96	at Baltimore	45	29	3	1	101.4
12	349	Warren Moon	11/13/94	Minnesota	42	26	1	0	96.2
13	340	Bert Jones	12/18/77	at Baltimore	30	19	3	0	135.4
14	339	Doug Flutie	11/29/98	Buffalo	39	21	2	0	100.3
15	338	Joe Namath	10/2/66	New York	56	28	2	3	58.5
16	337	Cotton Davidson	10/16/64	Oakland	34	16	4	1	109.6
17	333	Dan Marino	11/12/95	at Miami	37	27	2	2	95.9
18	333	Boomer Esiason	12/22/91	at Cincinnati	40	20	3	0	103.4
19	333	Lin Dawson	11/17/68	at Kansas City	31	17	3	3	84.5
20	331	Steve DeBerg	12/2/90	Kansas City	21	15	2	0	159.0
21	331	Jackey Lee	11/25/60	Houston	38	21	1	0	93.2
22	330	Jeff George	11/15/92	at Indianapolis	35	18	2	3	67.6
23	329	Dan Fouts	11/9/75	at San Diego	42	25	1	2	72.4
24	328	Jim Kelly	9/11/94	Buffalo	41	25	4	3	88.3
25	328	George Blanda	11/6/64	Houston	44	20	2	1	76.7
26	325	Malcom Wood	10/31/64	at New York	36	22	3	2	95.3
27	324	Lin Dawson	11/20/66	at Kansas City	38	25	2	2	88.0
28	321	Dan Marino	10/6/91	Miami	38	25	2	0	109.6
29	320	Paul McDonald	10/7/84	at Cleveland	37	23	1	0	87.7
30	317	Jim Kelly	11/7/93	Buffalo	46	29	1	0	90.6
31	317	Jack Kemp	10/26/63	at Buffalo	36	18	1	1	78.1
32	317	Rich Gannon	10/20/91	Minnesota	63	35	1	0	74.6
33	316	Dan Marino	10/21/84	Miami	39	24	4	1	110.6
34	315	John Elway	11/4/84	at Denver	40	26	3	1	103.6
35	315	Jack Kemp	10/7/61	San Diego	24	12	3	2	105.4
36	314	Randall Cunningham	11/29/87	Philadelphia	31	18	2	1	100.7
37	313	Ken O'Brien	9/21/87	at New York	26	19	1	0	126.0
38	312	Tom Tupa	9/29/91	at Phoenix	28	17	3	1	119.9
39	312	Jim Zorn	9/21/80	at Seattle	36	20	4	1	110.0
40	311	Ken O'Brien	11/24/85	at New York	33	20	1	0	102.0
41	310	Jim Harbaugh	11/30/97	Indianapolis	41	22	2	0	94.6
42	309	Kerry Collins	10/29/95	Carolina	45	25	2	1	82.5
43	309	Ken O'Brien	11/17/91	New York	41	26	3	0	110.7
44	309	Kerry Collins	10/29/95	Carolina	45	25	2	1	82.5
45	308	Jim Kelly	9/27/92	Buffalo	20	15	3	0	178.8
46	308	Tommy Kramer	12/16/79	Minnesota	61	35	1	1	69.6
47	305	Richard Todd	10/27/83	at New York	36	22	2	1	95.3
48	302	Lin Dawson	10/12/62	Dallas	31	16	2	2	80.3
49	301	Jeff George	9/1/91	at Indianapolis	42	27	1	2	73.6
50	301	Archie Manning	12/21/80	at New Orleans	39	24	1	0	94.1
51	300	Cotton Davidson	11/3/61	Dallas	34	18	2	2	78.1
52	300	Dan Marino	12/10/89	at Miami	32	21	0	1	82.8

**Opponent 100+ Yard Rushing Games**

#	Yds	Att.	Player	Date	Opponent	#	Yds	Att.	Player	Date	Opponent
1	250	29	OJ Simpson	9/16/73	Buffalo	58	122	32	OJ Simpson	10/20/74	at Buffalo
2	219	22	OJ Simpson	12/9/73	at Buffalo	59	122	19	Abner Haynes	9/8/62	at Dallas
3	210	26	Greg Bell	12/24/89	LA Rams	60	121	16	Larry Czonka	11/9/69	Miami
4	197	15	Mercury Morris	9/30/73	at Miami	61	120	18	Thurman Thomas	9/27/92	Buffalo
5	190	31	Harold Green	12/20/92	at Cincinnati	62	120	16	Stanley Wilson	12/7/86	Cincinnati
6	185	21	OJ Simpson	12/14/75	Buffalo	63	120	16	Don Nottingham	9/28/75	Miami
7	174	36	Chris Warren	9/19/93	Seattle	64	119	28	Derrick Moore	10/29/95	Carolina
8	173	28	Herschel Walker	11/15/87	Dallas	65	119	17	Tony Nathan	12/6/81	Miami
9	171	32	Terrell Davis	10/6/97	at Denver	66	119	21	Benny Malone	10/31/76	at Miami
10	168	32	John Riggins	10/15/72	NY Jets	67	119	20	Clemon Daniels	10/8/65	Oakland
11	165	22	Thurman Thomas	11/18/90	at Buffalo	68	119	26	Thurman Thomas	10/27/96	Buffalo
12	163	18	James Brooks	12/7/86	Cincinnati	69	118	14	Brent Fullwood	10/9/88	at GB
13	162	19	Tony Dorsett	9/21/81	Dallas	70	118	29	Eric Dickerson	10/2/88	Indy
14	159	23	Sammie Smith	9/9/90	Miami	71	118	30	Joe Cribbs	10/30/80	at Buffalo
15	157	33	Ruben Mayes	11/30/86	at NO	72	118	27	Earl Campbell	12/13/78	Houston
16	155	27	Roland Hooks	11/6/77	Buffalo	73	117	19	Merril Hoge	12/9/90	at Pittsburgh
17	154	32	Terrell Davis	11/17/96	Denver	74	117	27	Eric Dickerson	11/22/87	Indy
18	153	33	Joe Cribbs	12/13/81	Buffalo	75	117	23	Emerson Boozer	12/18/67	at NY Jets
19	152	20	John Riggins	12/7/75	NY Jets	76	116	26	Curt Warner	12/18/83	at Seattle
20	151	26	Greg Pruitt	9/26/77	at Cleveland	77	116	19	Delvin Williams	10/22/78	Miami
21	150	18	Emerson Boozer	10/15/72	NY Jets	78	115	20	Kevin Mack	10/6/85	at Cleveland
22	149	39	Ernest Byner	12/15/90	Wash	79	115	21	Larry Czonka	12/6/70	at Miami
23	148	32	Barry Sanders	9/12/93	Detroit	80	115	26	Karim Abdul-Jabbar	9/1/96	at Miami
24	147	30	Floyd Little	11/3/68	Denver	81	114	24	Thurman Thomas	9/5/93	at Buffalo
25	146	16	Randy McMillan	9/6/81	Baltimore	82	113	24	Heath Sherman	11/4/90	at Philly
26	143	40	Johnny Hector	10/12/86	NY Jets	83	113	15	Mercury Morris	12/3/72	Miami
27	142	34	Lydell Mitchell	12/16/73	at Baltimore	84	113	20	Larry Brown	10/1/72	Wash
28	142	32	Cookie Gilchrist	9/21/65	Denver	85	113	23	Leroy Kelly	11/21/71	at Cleveland
29	140	33	John Riggins	9/23/84	Wash	86	112	19	Barry Word	12/2/90	KC
30	139	25	Hoyle Granger	12/14/69	at Houston	87	111	30	Thurman Thomas	11/7/93	Buffalo
31	137	18	Wilbert Montgomery	9/13/81	at Philly	88	111	17	John Fuqua	10/22/72	at Pittsburgh
32	137	8	Paul Lowe	10/28/60	San Diego	89	110	18	Adrian Murrell	9/14/97	N.Y. Jets
33	136	28	Anthony Thompson	11/25/90	at Phoenix	90	110	17	Freeman McNeil	10/28/84	NY Jets
34	136	22	Thurman Thomas	10/28/90	Buffalo	91	110	25	OJ Simpson	10/24/76	at Buffalo
35	136	30	Ottis Anderson	12/2/84	St. Louis	92	109	13	Lorenzo Hampton	12/22/86	at Miami
36	136	24	Mike Pruitt	10/20/83	Cleveland	93	109	23	Matt Snell	10/26/69	at NY Jets
37	136	29	Franco Harris	12/8/74	Pittsburgh	94	109	19	Bill Mathis	10/1/61	at NY Jets
38	133	32	Larry Mason	10/4/87	Cleveland	95	108	19	Mark Higgs	11/21/93	at Miami
39	132	28	John Riggins	10/14/73	NY Jets	96	107	27	Garrison Hearst	12/20/98	SF
40	131	18	Barry Sanders	9/25/94	at Detroit	97	107	28	Curtis Martin	10/19/98	NY Jets
41	131	17	Wayne Patrick	10/11/69	at Buffalo	98	107	23	Joe Cribbs	12/14/86	SF
42	130	30	Earl Campbell	11/10/80	at Houston	99	107	23	Andre Franklin	12/12/82	Miami
43	128	31	Adrian Murrell	11/10/96	at NY Jets	100	107	23	Cookie Gilchrist	11/3/62	at Buffalo
44	127	29	Marshall Faulk	9/13/98	Indy	101	106	26	Thurman Thomas	9/11/94	Buffalo
45	126	32	Thurman Thomas	11/3/91	at Buffalo	102	106	28	Dalton Hilliard	11/12/89	NO
46	125	25	William Andrews	10/30/83	at Atlanta	103	106	25	Franco Harris	9/25/83	at Pittsburgh
47	124	8	Randall Cunningham	11/4/90	at Philly	104	106	19	Freeman McNeil	9/19/82	NY Jets
48	124	19	William Andrews	9/14/80	Atlanta	105	105	21	Thurman Thomas	10/1/89	at Buffalo
49	124	22	Matt Snell	11/28/67	at NY Jets	106	105	24	Curt Warner	11/17/85	at Seattle
50	124	22	Hoyle Granger	11/26/67	at Houston	107	105	18	Larry Watkins	9/16/73	Buffalo
51	123	15	Mario Bates	12/3/96	NO	108	105	21	Floyd Little	9/14/69	at Denver
52	123	21	Leroy Hoard	11/6/94	at Cleveland	109	104	32	Jamal Anderson	11/8/98	Atlanta
53	123	25	Bernie Parmalee	10/30/94	Miami	110	104	19	Ricky Waters	10/11/92	SF
54	123	24	Anthony Toney	11/29/87	Philly	111	104	19	Tim Worley	12/17/89	at Pittsburgh
55	123	17	OJ Simpson	11/1/70	Buffalo	112	104	22	Johnny Hector	12/13/87	NY Jets
56	122	21	Johnny Johnson	10/16/94	at NY Jets	113	104	17	Joe Cribbs	1/2/83	Buffalo
57	122	24	Chris Warren	9/20/92	Seattle	114	104	18	Woody Campbell	12/15/68	at Houston

**OPPONENT 100+ YARD RUSHING GAMES (Cont.)**

#	Yds	Att.	Player	Date	Opponent	#	Yds	Att.	Player	Date	Opponent
115	103	22	OJ Simpson	11/19/72	Buffalo	124	100	23	Eddie George	9/20/98	Tennessee
116	102	29	Curtis Martin	12/27/98	at NY Jets	125	100	26	Dorsey Levens	10/27/97	GB
117	102	24	Eric Dickerson	11/16/86	at LA Rams	126	100	20	Blair Thomas	9/30/90	NY Jets
118	102	17	Kenny King	11/1/81	at Oakland	127	100	19	Wilbert Montgomery	12/9/84	at Philly
119	102	16	Curtis Dickey	11/23/80	Baltimore	128	100	32	Horace King	10/10/76	at Detroit
120	101	23	William Howard	12/11/88	TB	129	100	16	John Riggins	10/13/74	at NY Jets
121	101	23	Franco Harris	12/26/82	at Pittsburgh	130	100	14	Mercury Morris	10/28/73	Miami
122	101	18	Joe Delaney	10/4/81	KC	131	100	8	Mark Smolinski	9/8/63	NY Jets
123	101	23	Jim Braxton	12/14/75	Buffalo						

OPPONENT 100+ YARD RECEIVING GAMES

#	YDS	REC.	PLAYER	DATE	OPPONENT	#	YDS	REC.	PLAYER	DATE	OPPONENT
1	232	13	Charles Hennigan	10/13/61	Houston	40	143	9	Charles Frazier	11/6/64	Houston
2	211	5	Irving Fryar	9/4/94	at Miami	41	141	8	Charlie Taylor	10/1/72	Wash
3	210	13	Lance Alworth	11/10/63	San Diego	42	141	6	Glenn Bass	11/15/64	at Buffalo
4	206	11	Art Powell	10/8/65	Oakland	43	140	10	Chris Burford	10/12/62	Dallas
5	202	8	Charles Hennigan	9/16/62	Houston	44	140	6	Wesley Walker	10/20/85	NY Jets
6	187	6	Roger Carr	9/18/78	Baltimore	45	138	8	Steve Largent	11/17/85	at Seattle
7	182	6	Charles Frazier	9/19/65	at Houston	46	138	6	Cliff Branch	12/1/74	at Oakland
8	181	12	Charles Hennigan	11/29/64	at Houston	47	137	9	Donnie Stone	12/3/61	at Denver
9	177	8	Eric Moulds	11/29/98	Buffalo	48	137	9	Fred Biletnikoff	12/18/76	at Oakland
10	177	6	Lance Alworth	10/23/66	San Diego	49	137	8	John Henderson	12/13/70	Minnesota
11	175	9	Rob Moore	9/30/90	NY Jets	50	137	7	Chris Buford	11/3/61	Dallas
12	171	9	Bill Groman	11/25/60	Houston	51	136	12	Dave Casper	10/3/76	Oakland
13	169	7	Lionell Taylor	9/29/63	at Denver	52	135	7	Art Powell	9/13/64	Oakland
14	168	9	Andre Reed	9/27/92	Buffalo	53	134	8	Steve Watson	11/4/84	at Denver
15	168	6	Wesley Walker	11/24/85	at NY Jets	54	133	9	Otis Taylor	11/20/66	at KC
16	164	5	Don Maynard	11/19/67	NY Jets	55	133	7	Steve Largent	12/18/83	at Seattle
17	163	7	Anthony Johnson	11/15/92	at Indy	56	132	9	Sterling Sharpe	10/2/94	Green Bay
18	163	6	Tim McGee	9/23/90	at Cincinnati	57	132	6	Trumaine Johnson	10/23/88	at Buffalo
19	162	11	Art Powell	10/6/62	at NY Jets	58	132	5	Don Maynard	10/29/67	at NY Jets
20	160	5	Gene Washington	10/31/71	at SF	59	131	4	Al Denson	9/3/67	at Denver
21	160	3	Dave Kocourek	10/7/61	San Diego	60	130	5	Rod Smith	10/6/97	at Denver
22	158	6	Charles Frazier	11/13/66	Houston	61	130	6	Haven Moses	11/23/69	Buffalo
23	157	7	Michael Jackson	9/3/95	Cleveland	62	130	6	Al Carmichael	9/9/60	Denver
24	156	9	Butch Johnson	11/4/84	at Denver	63	129	8	Henry Ellard	11/16/86	at L.A. Rams
25	155	10	Chris Burford	9/25/66	KC	64	129	6	Andre Rison	10/29/89	at Indy
26	152	11	Keenan McCardell	12/7/97	at Jacksonville	65	129	6	Don Maynard	12/17/66	at NY Jets
27	152	8	Henry Ellard	10/13/96	Wash	66	129	5	Eddie Brown	12/22/85	Cincinnati
28	151	7	Stephone Paige	12/2/90	KC	67	129	3	Elbert Dubenion	12/20/64	Buffalo
29	151	4	Jerry Tarr	9/21/62	Denver	68	128	5	Ernest Givins	10/8/89	Houston
30	150	8	Art Powell	9/22/63	at Oakland	69	128	3	Ray Butler	9/21/86	Seattle
31	150	7	Bill Groman	12/18/60	at Houston	70	128	8	Michael Jackson	10/6/96	at Baltimore
32	148	5	Bill Groman	10/13/61	Houston	71	127	9	Al Toon	11/17/91	NY Jets
33	147	7	Andre Reed	9/11/94	Buffalo	72	127	7	Ed Rutkowski	11/15/64	at Buffalo
34	147	6	Lance Alworth	12/7/69	at San Diego	73	127	6	Steve Largent	9/21/80	at Seattle
35	147	4	J.D. Hill	11/23/07	at Buffalo	74	126	5	Frank Pitts	11/17/68	at KC
36	145	8	Duriel Harris	11/8/81	Miami	75	125	8	Tony Hill	11/22/84	at Dallas
37	145	8	Ernie Jones	9/29/91	at Phoenix	76	124	9	Oliver Williams	10/18/87	at Houston
38	144	7	Frank Jackson	12/6/64	at KC	77	124	8	Lance Alworth	10/9/64	San Diego
39	143	11	Bake Turner	10/31/64	at NY Jets	78	124	6	Anderson	10/28/60	San Diego

**OPPONENT 100+ YARD RECEIVING GAMES (Cont.)**

#	YDS	REC.	PLAYER	DATE	OPPONENT	#	YDS	REC.	PLAYER	DATE	OPPONENT
79	123	9	Mark Duper	9/13/87	Miami	126	110	9	O.J. McDuffie	11/23/97	Miami
80	122	9	Charles Hennigan	12/8/63	at Houston	127	110	12	Jim Jensen	11/6/88	Miami
81	122	7	Mark Clayton	11/3/85	Miami	128	110	8	Al Toon	12/13/87	NY Jets
82	122	6	Don Maynard	11/14/65	NY Jets	129	110	7	Ahmad Rashad	11/3/74	Buffalo
83	122	6	George Farmer	10/11/83	at L.A. Rams	130	110	6	Andre Reed	9/5/93	at Buffalo
84	122	4	Raymond Chester	12/18/77	Baltimore	131	110	6	Rich Caster	10/5/75	at NY Jets
85	121	7	Art Powell	10/16/64	Oakland	132	110	5	Glenn Doughty	12/18/77	Baltimore
86	121	5	Andre Reed	11/3/91	at Buffalo	133	109	6	Don Maynard	10/31/64	at NY Jets
87	121	5	Don Maynard	11/28/65	at NY Jets	134	109	4	Duriel Harris	9/11/83	at Miami
88	121	5	Mike Quick	11/29/87	Phily	135	109	3	Charlie Ferguson	10/26/63	at Buffalo
89	121	4	Mel Baker	12/15/74	at Miami	136	109	3	Al Carmichael	10/23/60	at Denver
90	121	4	Andre Reed	10/27/96	Buffalo	137	109	3	Fred Biletnikoff	10/22/67	Oakland
91	120	7	Sean Dawkins	11/30/97	Indy	138	109	3	Lance Alworth	10/17/65	San Diego
92	120	9	Chris Burford	11/21/65	KC	139	108	9	Johnny Mitchell	12/11/95	NY Jets
93	120	7	Duriel Harris	10/7/84	at Cleveland	140	108	8	Charlie Young	11/4/73	at Phily
94	119	9	Marshall Faulk	11/1/98	at Indy	141	108	7	Gary Garrison	11/9/75	at San Diego
95	119	12	Lionel Taylor	9/21/62	Denver	142	107	8	Perry Richards	10/22/61	Buffalo
96	119	6	Fred Banks	12/10/89	at Miami	143	107	6	Andre Reed	11/19/89	Buffalo
97	119	6	Quinn Early	9/8/96	Buffalo	144	107	6	Fred Biletnikoff	10/6/68	at Oakland
98	118	7	Bake Turner	11/28/65	at NY Jets	145	107	4	Ricky Proehl	9/29/91	at Phoenix
99	118	7	Fred Biletnikoff	10/24/65	Oakland	146	107	4	Don Norton	10/19/62	San Diego
100	117	8	Terance Mathis	11/8/98	Atlanta	147	106	10	Lionel Taylor	10/23/60	at Denver
101	117	8	Junior Miller	9/14/80	Atlanta	148	106	9	George Sauer	10/2/66	NY Jets
102	117	5	John Gilliam	10/27/74	at Minnesota	149	106	5	Don Norton	10/31/65	at San Diego
103	117	5	Don Maynard	10/6/62	at NY Jets	150	105	6	Ryan Yarborough	12/11/95	NY Jets
104	116	8	Cris Carter	11/2/97	at Minnesota	151	105	8	Paul Johns	9/16/84	Seattle
105	116	15	Ricky Young	12/16/79	Minnesota	152	105	5	Willie Frazier	9/9/67	San Diego
106	116	7	Frank Lewis	10/23/83	at Buffalo	153	105	3	Mike Barber	11/10/80	at Houston
107	115	5	Jerry Rice	12/20/98	SF	154	104	7	Bob Chandler	11/7/76	Buffalo
108	115	5	Otis Taylor	9/23/73	KC	155	104	7	Elbert Dubenion	10/8/66	at Buffalo
109	115	3	Bo Roberson	10/16/64	Oakland	156	104	5	Paul Warfield	9/15/74	Miami
110	115	4	Andre Rison	9/22/96	Jacksonville	157	104	5	Joe Auer	11/27/66	at Miami
111	114	10	Cris Carter	10/20/91	Minnesota	158	104	4	Marlin Briscoe	11/29/70	at Buffalo
112	114	4	Andre Reed	10/1/89	at Buffalo	159	103	11	Tom Rathman	10/22/89	at SF
113	114	4	Billy Cannon	9/17/67	Oakland	160	103	10	Bake Turner	9/8/63	NY Jets
114	113	3	Irving Fryar	9/10/96	Miami	161	103	6	Glenn Bass	12/20/64	Buffalo
115	113	9	Marlin Briscoed	9/15/74	Miami	162	102	6	Mark Clayton	12/10/89	at Miami
116	113	8	Don Maynard	11/30/62	NY Jets	163	102	4	Mark Duper	10/5/86	Miami
117	113	7	Frank Lewis	1/2/83	Buffalo	164	102	2	Willie Frazier	11/6/64	Houston
118	113	7	Charles Hennigan	11/25/60	Houston	165	101	4	Sean Dawkins	11/19/95	Indy
119	113	4	James Lofton	9/27/92	Buffalo	166	101	7	Gene Washington	12/13/70	Minnesota
120	112	6	Andre Reed	12/8/94	at Buffalo	167	101	6	James Brooks	12/7/86	Cincinnati
121	112	6	Jerry Rice	10/22/89	at SF	168	101	5	Bill Groman	11/12/61	at Houston
122	112	5	Clemon Daniels	10/30/66	Oakland	169	101	4	Willie Jackson	9/22/96	Jacksonville
123	111	8	Dan Woods	10/16/77	at San Diego	170	100	6	Dave Casper	11/28/82	Houston
124	111	6	Roland Hooks	11/22/81	at Buffalo	171	100	5	Don Maynard	11/11/60	NY Jets
125	111	5	Ron Shanklin	10/22/72	at Pittsburgh	172	100	3	Luther Hayes	12/17/61	at San Diego



YEAR-BY-YEAR SCORING LEADERS

YEAR	PLAYER	TD	PAT	FG	TOTAL
1960	Gino Cappelletti	0	36	8	60
1961	Gino Cappelletti	8	48	17	147
1962	Gino Cappelletti	5	38	20	128
1963	Gino Cappelletti	2	35	22	113
1964	Gino Cappelletti	7	38	25	155
1965	Gino Cappelletti	9	27	17	132
1966	Gino Cappelletti	6	35	16	119
1967	Gino Cappelletti	3	29	16	95
1968	Gino Cappelletti	2	26	15	83
1969	Gino Cappelletti	0	26	14	68
1970	Jim Nance	7	0	0	42
1971	Charlie Gogolak	0	28	12	64
1972	Carl Garrett	5	0	0	30
1973	Jeff White	0	21	14	63
1974	John Smith	0	42	16	90
1975	John Smith	0	33	9	60
1976	John Smith	0	42	15	87
1977	John Smith	0	33	15	78
1978	Horace Ivory	11	0	0	66
1979	John Smith *	0	46	23	115

YEAR	PLAYER	TD	PAT	FG	TOTAL
1980	John Smith *	0	51	26	129
1981	John Smith	0	37	15	82
1982	John Smith	0	6	5	21
1983	Tony Collins	10	0	0	60
1984	Tony Franklin	0	42	22	108
1985	Tony Franklin	0	40	24	112
1986	Tony Franklin	0	44	32	140
1987	Tony Franklin	0	37	15	82
1988	Robert Perryman	6	0	0	36
1989	Greg Davis	0	13	16	61
1990	Jason Staurovsky	0	19	16	67
1991	Jason Staurovsky	0	10	13	49
1992	Charlie Baumann	0	22	11	55
1993	Scott Sisson	0	15	14	57
1994	Matt Bahr	0	36	27	117
1995	Matt Bahr	0	27	23	96
1996	ADAM VINATIERI	0	39	27	120
	Curtis Martin	17	0	0	104
1997	ADAM VINATIERI	0	40	25	115
1998	ADAM VINATIERI	0	32	31	127

* -NFL Leader



K John Smith is the only Patriot to ever lead the NFL in scoring in consecutive years (115 - 1979 and 129 - 1980).



RB Jim Nance became the first Patriot to rush for over 1,000 yards in consecutive seasons (1966-67).

YEAR-BY-YEAR LEADING RUSHERS

YEAR	PLAYER	ATT	YDS	AVG	LG	TD
1960	Alan Miller	101	416	4.2	33	1
1961	Billy Lott	100	461	4.7	38	5
1962	Ron Burton	134	548	4.0	59	2
1963	Larry Garron	179	750	4.1	47	2
1964	Larry Garron	183	585	3.2	16	2
1965	Jim Nance	111	321	2.9	20	5
1966	Jim Nance	299	1458	4.9	65	11
1967	Jim Nance	269	1216	4.5	53	7
1968	Jim Nance	177	593	3.4	30	4
1969	Jim Nance	193	750	3.9	43	6
1970	Jim Nance	145	522	3.6	21	7
1971	Carl Garrett	181	784	4.3	38	1
1972	Josh Ashton	128	546	4.3	35	3
1973	Sam Cunningham	155	516	3.3	25	4
1974	Mack Herron	231	824	3.6	28	7
1975	Sam Cunningham	169	666	3.9	17	6
1976	Sam Cunningham	172	824	4.8	24	3
1977	Sam Cunningham	270	1015	3.8	31	4
1978	Sam Cunningham	199	768	3.9	52	8
1979	Sam Cunningham	159	563	3.5	27	5

YEAR	PLAYER	ATT	YDS	AVG	LG	TD
1980	Vagas Ferguson	211	818	3.9	44	2
1981	Tony Collins	204	873	4.3	29	7
1982	Tony Collins	164	632	3.9	54	1
1983	Tony Collins	219	1049	4.8	50	10
1984	Craig James	160	790	4.9	73	1
1985	Craig James	263	1227	4.7	65	5
1986	Craig James	154	427	2.8	16	4
1987	Tony Collins	147	474	3.2	19	3
1988	John Stephens	297	1168	3.9	52	4
1989	John Stephens	244	833	3.4	35	7
1990	John Stephens	212	808	3.8	26	2
1991	Leonard Russell	266	959	3.6	24	4
1992	Jon Vaughn	113	451	4.0	36	1
1993	Leonard Russell	300	1088	3.6	21	7
1994	Marion Butts	243	703	2.9	26	8
1995	Curtis Martin	368	1487	4.0	49	14
1996	Curtis Martin	316	1152	3.6	57	14
1997	Curtis Martin	274	1160	4.2	70	4
1998	ROBERT EDWARDS	291	1115	3.8	53	9

* -NFL Leader

**YEAR-BY-YEAR LEADING PASSERS**

YEAR	PLAYER	ATT	CMP	PCT.	YDS	TD	LGINT
1960	Butch Songin.....	392	187	47.7	2476	22	78 15
1961	Butch Songin.....	212	98	46.2	1429	14	58t 9
1962	Babe Parilli.....	253	140	55.3	1988	18	67t 8
1963	Babe Parilli.....	337	153	45.4	2335	13	77t 24
1964	Babe Parilli.....	473	228	48.2	3465	31	80t 27
1965	Babe Parilli.....	426	173	40.6	2597	18	73t 26
1966	Babe Parilli.....	382	181	47.4	2721	20	63t 20
1967	Babe Parilli.....	344	161	46.8	2317	19	79t 24
1968	Tom Sherman.....	226	90	39.8	1199	12	87t 16
1969	Mike Taliaferro.....	331	160	48.3	2160	19	77 18
1970	Joe Kapp.....	219	98	44.7	1104	3	48 17
1971	Jim Plunkett.....	328	158	48.2	2158	19	88t 16
1972	Jim Plunkett.....	355	169	47.6	2196	8	62 25
1973	Jim Plunkett.....	376	193	51.3	2550	13	64 17
1974	Jim Plunkett.....	352	173	49.1	2457	19	69t 22
1975	Steve Grogan.....	274	139	50.0	1976	11	62t 18
1976	Steve Grogan.....	302	145	48.0	1903	18	58t 20
1977	Steve Grogan.....	305	160	52.5	2162	17	68 21
1978	Steve Grogan.....	362	181	50.0	2824	15	75t 23
1979	Steve Grogan.....	423	206	48.7	3286	28	63t 20

YEAR	PLAYER	ATT	CMP	PCT.	YDS	TD	LGINT
1980	Steve Grogan.....	306	175	57.2	2475	18	71 22
1981	Steve Grogan.....	216	117	54.2	1859	7	76t 16
	Matt Cavanaugh.....	219	115	52.5	1633	5	65 13
1982	Steve Grogan.....	122	66	54.1	930	7	62t 4
1983	Steve Grogan.....	303	168	55.4	2411	15	76t 12
1984	Tony Eason.....	431	259	60.1	3228	23	76t 8
1985	Tony Eason.....	299	168	56.2	2126	11	90t 17
1986	Tony Eason.....	448	276	61.6	3328	19	49 10
1987	Steve Grogan.....	161	93	57.8	1183	10	40 9
1988	Doug Flutie.....	179	92	51.4	1150	8	80t 10
1989	Steve Grogan.....	261	133	51.0	1697	9	55t 14
1990	Marc Wilson.....	265	139	52.5	1625	6	36 11
1991	Hugh Millen.....	409	246	60.1	3073	9	60t 18
1992	Hugh Millen.....	203	124	61.1	1203	8	39 10
1993	DREW BLEDSDE.....	429	214	49.9	2494	15	54t 15
1994	DREW BLEDSDE.....	691	400	57.9	4555	25	62t 27
1995	DREW BLEDSDE.....	636	323	50.8	3507	13	47t 16
1996	DREW BLEDSDE.....	623	374	59.9	4068	27	84t 15
1997	DREW BLEDSDE.....	522	314	60.2	3706	28	76 15
1998	DREW BLEDSDE.....	481	263	54.7	3633	20	86t 14

YEAR-BY-YEAR LEADING RECEIVERS

YEAR	PLAYER	NO	YDS	AVG	LG	TD
1960	Jim Colclough.....	49	666	13.6	61	9
1961	Gino Cappelletti.....	45	768	17.1	53	8
1962	Jim Colclough.....	40	868	21.7	78t	10
1963	Jim Colclough.....	42	793	18.8	56t	3
1964	Gino Cappelletti.....	49	865	17.7	58t	7
1965	Jim Colclough.....	40	677	16.9	41	3
1966	Art Graham.....	51	673	13.2	42	4
1967	Art Graham.....	41	606	14.8	79t	4
1968	Jim Whalen (TE).....	47	718	15.3	87t	7
1969	Carl Garrett (RB).....	29	267	9.2	34	2
1970	Ron Sellers.....	38	550	14.5	48	4
1971	Randy Vataha.....	51	872	17.1	88t	9
1972	Reggie Rucker.....	44	681	15.5	62	3
1973	Reggie Rucker.....	53	743	14.0	64	3
1974	Mack Herron (RB).....	38	474	12.5	18	5
1975	Randy Vataha.....	46	720	15.7	47	6
1976	Andy Johnson (RB).....	29	343	11.8	53	4
1977	Sam Cunningham (RB).....	42	370	8.8	35	1
1978	Russ Francis (TE).....	39	543	13.9	53	4
1979	Harold Jackson.....	45	1013	22.5	59	7

YEAR	PLAYER	NO	YDS	AVG	LG	TD
1979	Stanley Morgan.....	44	1002	22.8	63t	12
1980	Stanley Morgan.....	45	991	22.0	71	6
1981	Don Hasselbeck (TE).....	46	808	17.6	51	6
	Stanley Morgan.....	44	1029	23.4	76t	6
1982	Stanley Morgan.....	28	584	20.9	75t	3
1983	Stanley Morgan.....	58	863	14.9	50t	2
1984	Derrick Ramsey (TE).....	66	792	12.0	34	7
1985	Tony Collins (RB).....	52	549	10.6	49	2
1986	Stanley Morgan.....	84	1491	17.8	44t	10
1987	Tony Collins (RB).....	44	347	7.9	29	3
1988	Reggie Dupard (RB).....	34	232	6.8	15	0
1989	Eric Sievers (TE).....	54	615	11.4	46	0
1990	Irving Fryar.....	54	856	15.9	56	4
1991	Marv Cook (TE).....	82	808	9.9	49	3
1992	Irving Fryar.....	55	791	14.4	54t	4
1993	BEN COATES (TE).....	53	659	12.4	54t	8
1994	BEN COATES (TE).....	96	1174	12.2	62t	7
1995	BEN COATES (TE).....	84	915	10.9	35	6
1996	TERRY GLENN.....	90	1132	12.6	37t	6
1997	BEN COATES (TE).....	66	737	11.2	35	8

YEAR-BY-YEAR NET YARDS FROM SCRIMMAGE

YEAR	PLAYER	TOTAL YDS	RUSH	REC.
1960	Alan Miller.....	700	416	284
1961	Jim Colclough.....	794	37	757
	Billy Lott.....	794	461	333
1962	Ron Burton.....	1009	548	350
1963	Larry Garron.....	1168	750	418
1964	Larry Garron.....	935	585	350
1965	Gino Cappelletti.....	680	0	680
1966	Jim Nance.....	1561	1458	103
1967	Jim Nance.....	1412	1216	196
1968	Jim Whalen.....	718	0	718
1969	Carl Garrett.....	958	691	267
1970	Jim Nance.....	670	522	148
1971	Carl Garrett.....	1049	784	265
1972	Carl Garrett.....	898	488	410
1973	Reggie Rucker.....	742	-1	743
1974	Mack Herron.....	1298	824	299
1975	Sam Cunningham.....	919	666	253
1976	Sam Cunningham.....	1123	824	299
1977	Sam Cunningham.....	1385	1015	370
1978	Sam Cunningham.....	1065	768	297

YEAR	PLAYER	TOTAL YDS	RUSH	REC.
1979	Harold Jackson.....	1025	12	1013
1980	Stanley Morgan.....	1027	36	991
1981	Tony Collins.....	1105	873	232
1982	Tony Collins.....	819	632	187
1983	Tony Collins.....	1306	1049	257
1984	Craig James.....	949	790	159
1985	Craig James.....	1587	1227	360
1986	Stanley Morgan.....	1491	0	1491
1987	Tony Collins.....	821	474	347
1988	John Stephens.....	1266	1168	98
1989	John Stephens.....	1040	833	207
1990	John Stephens.....	1004	808	196
1991	Leonard Russell.....	1040	959	81
1992	Irving Fryar.....	797	6	791
1993	Leonard Russell.....	1333	1088	245
1994	BEN COATES.....	1174	0	1174
1995	Curtis Martin.....	1748	1487	261
1996	Curtis Martin.....	1485	1152	333
1997	Curtis Martin.....	1456	1160	296
1998	ROBERT EDWARDS.....	1446	1115	331

**YEAR-BY-YEAR LEADING INTERCEPTORS**

YEAR	PLAYER	NO	YDS	AVG	LG	TD	YEAR	PLAYER	NO	YDS	AVG	LG	TD
1960	Gino Cappelletti	4	68	17.0	24	0	1981	Rick Sanford	3	28	9.3	21	0
	Harry Jacobs	4	26	6.5	14	0		Tim Fox	3	20	6.7	20	0
1961	Don Webb	5	153	30.6	59	2	1982	Mike Haynes	4	26	6.5	26	0
1962	Ross O'Hanley	5	83	16.6	28	0	1983	Rick Sanford	7	24	3.4	16	0
1963	Bob Suci	8	277	36.7	98	2	1984	Raymond Clayborn	3	102	34.0	85	0
1964	Ron Hall	11	148	13.5	50	0	1985	Fred Marion	7	189	27.0	83	0
1965	Ron Hall	3	35	11.7	29	0	1986	Ronnie Lippett	8	76	9.5	43	0
1966	Ron Hall	6	159	26.5	87	0	1987	Fred Marion	4	53	13.3	25	0
1967	Nick Buoniconti	4	7	1.8	7	0	1988	Raymond Clayborn	4	65	16.3	31	0
	Don Webb	4	91	22.8	41	0		Fred Marion	4	47	11.8	22	0
1968	Leroy Mitchell	7	41	5.9	20	0		Roland James	4	30	7.5	22	0
1969	Larry Carwell	4	114	28.5	38	0	1989	Maurice Hurst	5	31	6.2	161	1
1970	Daryl Johnson	2	51	25.5	42	0	1990	Maurice Hurst	4	61	15.3	36	0
1971	Larry Carwell	5	72	14.4	531	1		Ronnie Lippett	4	94	23.5	73	0
1972	Honor Jackson	4	133	33.3	55	0		Fred Marion	4	17	4.3	16	0
1973	Ron Bolton	6	65	10.8	56	0	1991	Maurice Hurst	3	21	7.0	21	0
1974	Ron Bolton	7	18	2.6	10	0	1992	Jerome Henderson	3	43	14.3	34	0
1975	Ron Bolton	5	33	6.6	15	0		Maurice Hurst	3	29	9.7	27	0
1976	Mike Haynes	8	90	11.3	28	0	1993	Maurice Hurst	4	53	13.3	24	0
1977	Mike Haynes	5	54	10.8	22	0	1994	Maurice Hurst	7	68	9.7	24	0
1978	Mike Haynes	6	123	20.5	50	1	1995	Vincent Brown	4	1	0.3	1	0
1979	Raymond Clayborn	5	56	11.2	27	0	1996	WILLIE CLAY	4	50	12.5	35	0
1980	Raymond Clayborn	5	87	17.4	29	0	1997	WILLIE CLAY	6	109	18.2	531	1
							1998	TY LAW	9	133	14.8	591	1

YEAR-BY-YEAR SACK LEADERS

NOTE: Sacks did not become an official NFL statistic until 1982.

YEAR	PLAYER	SACKS	YEAR	PLAYER	SACKS	YEAR	PLAYER	SACKS
1960	Jack Rudolph, LB	3.0	1973	Julius Adams, DE	8.0	1986	Garin Veris, DE	11.0
1961	Rommie Loudt, LB	7.0	1974	Julius Adams, DE	8.0	1987	Andre Tippett, LB	12.5
1962	Larry Eisenhauer, DE	5.5	1975	Tony McGee, DE	9.0	1988	Andre Tippett, LB	8.0
1963	Larry Eisenhauer, DE	9.0	1976	Tony McGee, DE	9.5	1989	Brent Williams, DE	8.0
1964	Larry Eisenhauer, DE	7.5	1977	Tony McGee, DE	12.0	1990	Brent Williams, DE	6.0
1965	Larry Eisenhauer, DE	9.5	1978	Tony McGee, DE	12.0	1991	Andre Tippett, LB	8.5
1966	Jim Lee Hunt, DT	9.0	1979	Tony McGee, DE	10.5	1992	Andre Tippett, LB	7.0
1967	Houston Antwine, DT	6.0	1980	Julius Adams, DE	9.0	1993	CHRIS SLADE, LB	9.0
1968	Houston Antwine, DT	7.5	1981	Tony McGee, DE	5.5	1994	CHRIS SLADE, LB	9.5
1969	Houston Antwine, DT	5.0	1982	Don Blackmon, LB	4.5	1995	WILLIE MCGINEST, DE	11.0
1970	Ron Berger, DE	9.0	1983	Andre Tippett, LB	8.5	1996	WILLIE MCGINEST, DE	9.5
1971	Steve Kiner, LB	6.5	1984	Andre Tippett, LB	18.5	1997	CHRIS SLADE, LB	9.0
1972	Julius Adams, DE	4.0	1985	Andre Tippett, LB	16.5	1998	HENRY THOMAS, DT	6.5

YEAR-BY-YEAR LEADING PUNTERS

YEAR	PLAYER	NO	YARDS	AVG	LG	YEAR	PLAYER	NO	YARDS	AVG	LG
1960	Tom Greene	59	2235	37.9	66	1980	Mike Hubach	63	2392	38.0	69
1961	Tom Yewcic	62	2406	38.8	64	1981	Rich Camarillo	47	1959	41.7	75
1962	Tom Yewcic	68	2634	38.7	56	1982	Rich Camarillo	49	2140	43.7	76
1963	Tom Yewcic	73	2880	39.4	65	1983	Rich Camarillo	81	3615	44.6	70
1964	Tom Yewcic	72	2787	38.7	63	1984	Rich Camarillo	48	2020	42.1	61
1965	Tom Yewcic	76	3094	40.7	70	1985	Rich Camarillo	92	3953	43.0	75
1966	Jim Fraser	53	2044	38.6	68	1986	Rich Camarillo	89	3746	42.1	64
1967	Terry Swanson	65	2632	40.5	62	1987	Rich Camarillo	62	2489	40.1	73
1968	Bob Scarpitto	34	1382	40.6	87	1988	Jeff Feagles	91	3482	38.3	74
	Terry Swanson	62	2449	39.5	57	1989	Jeff Feagles	64	2392	37.4	64
1969	Tom Janik	70	2903	41.5	56	1990	Brian Hansen	90	3752	41.7	69
1970	Tom Janik	86	3364	39.1	57	1991	Shawn McCarthy	66	2650	40.2	93
1971	Tom Janik	87	3249	37.3	58	1992	Shawn McCarthy	103	4212	40.9	61
1972	Pat Studstill	75	2859	38.1	57	1993	Mike Saxon	73	3096	42.4	59
1973	Bruce Barnes	55	2134	38.8	53	1994	Pat O'Neill	69	2841	41.2	67
1974	Bruce Barnes	45	1604	35.6	50	1995	Pat O'Neill	41	1,514	36.9	57
1975	Mike Patrick	83	3223	38.8	62		Byran Wagner	37	1,557	42.1	57
1976	Mike Patrick	67	2688	40.1	52	1996	Tom Tupa	63	2,739	43.5	62
1977	Mike Patrick	65	2354	36.2	64	1997	Tom Tupa	78	3,569	45.8	73
1978	Jerrel Wilson	54	1921	35.6	57	1998	Tom Tupa	74	3,294	44.5	64
1979	Eddie Hare	83	3038	36.6	58						

YEAR-BY-YEAR LEADING KICKOFF RETURNERS

YEAR	PLAYER	NO	YDS	AVG	LG	TD	YEAR	PLAYER	NO	YDS	AVG	LG	TD
1960	Dick Christy	24	617	25.7	46	0	1980	Horace Ivory*	36	992	27.6	98t	1
1961	Larry Garron	16	438	27.4	89	1	1981	Tony Collins	39	773	18.3	32	0
1962	Larry Garron	24	686	28.5	95t	1	1982	Ricky Smith	24	567	23.6	98t	1
1963	Larry Garron	28	693	24.7	58	0	1983	Ricky Smith	42	916	21.8	53	0
1964	J.D. Garrett	32	749	23.4	42	0	1984	Tony Collins	26	544	20.9	46	0
1965	Jay Cunningham	17	374	22.0	45	0	1985	Stephen Starring	48	1012	21.1	53	0
1966	Joe Bellino	18	410	22.8	43	0	1986	Stephen Starring	36	802	22.3	52	0
1967	Jay Cunningham	30	627	20.0	41	0	1987	Stephen Starring	23	445	19.3	43	0
1968	Willie Porter	36	812	22.6	61	0	1988	Sammy Martin	31	735	23.7	95t	1
1969	Carl Garrett	28	792	28.3	63	0	1989	Sammy Martin	24	584	24.3	38	0
1970	Odell Lawson	25	546	21.8	52	0	1990	Sammy Martin	25	515	20.6	38	0
1971	Carl Garrett	24	538	22.4	37	0	1991	Jon Vaughn	34	717	21.1	99t	1
1972	Carl Garrett	16	410	25.6	49	0	1992	Jon Vaughn	20	564	28.2	100t	1
1973	Mack Herron	41	1092	26.6	92t	1	1993	Ray Crittenden	23	478	20.8	44	0
1974	Mack Herron	28	629	18.0	62	0	1994	Ray Crittenden	24	460	19.2	36	0
1975	Allen Carter	32	879	27.5	99t	1	1995	David Meggett	38	964	25.4	62	0
1976	Jess Phillips	14	397	28.4	71	0	1996	David Meggett	34	781	23.0	54	0
1977	Raymond Clayborn*	28	869	31.0	101t	3	1997	David Meggett	33	816	24.7	61	0
1978	Raymond Clayborn	27	636	23.6	60	0	1998	DERRICK CULLORS	45	1085	24.1	68	0
1979	Allan Clark	37	816	22.1	38	0	* = NFL Leader						



KR Mack Herron holds the franchise record for kickoff return yards in a single season with 1,092 in 1973.



WR/PR Irving Fryar holds the distinction of being the only Patriot to ever be voted to the Pro Bowl as a punt return specialist (1985).

YEAR-BY-YEAR LEADING PUNT RETURNERS

YEAR	PLAYER	NO	YDS	AVG	LG	TD	YEAR	PLAYER	NO	YDS	AVG	LG	TD
1960	Billy Wells	12	66	4.6	16	0	1979	Stanley Morgan	29	289	10.0	80t	1
1961	Fred Bruney	23	109	4.7	11	0	1980	Roland James	33	331	10.0	75t	1
1962	Ron Burton	21	122	5.8	22	0	1981	Stanley Morgan	15	116	7.7	26	0
1963	Bob Suci	25	233	9.3	22	0	1982	Ricky Smith	16	139	8.7	19	0
1964	Dave Cloutier	20	136	6.8	40	0	1983	Ricky Smith	38	398	10.5	55	0
1965	Ron Burton	15	61	4.1	12	0	1984	Irving Fryar	36	347	9.6	55	0
1966	Tom Hennessey	7	39	5.6	11	0	1985	Irving Fryar	37	520	14.1	85t	2
1967	Jay Cunningham	17	105	6.2	44	0	1986	Irving Fryar	35	336	10.5	59t	1
	Joe Bellino	15	129	8.6	18	0	1987	Irving Fryar	18	174	9.7	36	0
1968	Willie Porter	22	135	6.1	24	0	1988	Irving Fryar	38	398	10.5	30	0
1969	Carl Garrett	12	159	13.3	45	0	1989	Sammy Martin	19	164	8.6	28	0
1970	Carl Garrett	17	168	9.9	62	0	1990	Irving Fryar	28	133	4.8	17	0
1971	Carl Garrett	8	124	15.5	50	0	1991	Jerome Henderson	27	201	7.4	39	0
1972	Carl Garrett	6	36	6.0	27	0	1992	Walter Stanley	28	227	8.1	50	0
1973	Mack Herron	27	282	10.8	54	0	1993	TROY BROWN	25	224	9.0	19	0
1974	Mack Herron	35	517	14.8	66	0	1994	TROY BROWN	24	202	8.4	38	0
1975	Darryl Stingley	15	113	7.5	29	0	1995	David Meggett	45	383	8.5	23	0
1976	Mike Haynes	45	608	13.5	89t	2	1996	David Meggett	52	588	11.3	60t	1
1977	Stanley Morgan	16	220	13.8	53	0	1997	David Meggett	45	467	10.4	47	0
	Mike Haynes	24	200	8.3	46	0	1998	TROY BROWN	17	225	13.2	39	0
1978	Stanley Morgan	32	335	10.5	48	0							



PATRIOTS INDIVIDUAL RECORDS

The following records relate to service with the Patriots and reflect only regular season activity; postseason playoff competition is excluded. Number of games per season: 1960-1977 (14); 1978-81 (16); 1982 (9); 1983-86 (16); 1987 (15), and 1988-98 (16).

SERVICE

MOST

Seasons —	16	Steve Grogan, 1975-90
	15	Julius Adams, 1971-77, 79-85, 87
	14	Steve Nelson, 1974-87
	13	Bruce Armstrong, 1987-99
		Raymond Clayborn, 1977-89
		John Hannah, 1973-85
		Stanley Morgan, 1977-89
		Mosi Tatupu, 1978-90

Games (100 Games Played) —

Player, Pos.	Games	Years
1. Julius Adams, DE	206	1971-87*
2. Mosi Tatupu, RB	194	1978-90
3. Raymond Clayborn, CB	191	1977-89
4. John Hannah, OG	183	1973-85
5. Bruce Armstrong, OT	180+	1987-98
6. Stanley Morgan, WR	180	1977-89
7. Steve Nelson, LB	174	1974-87
8. Tom Neville, OT	160	1965-77
9. Pete Brock, C	154	1976-87
10. Gino Cappelletti, K/WR	152c	1960-70
11. Andre Tippett, LB	151	1982-93
12. Bill Lenkaitis, C	151	1971-81
13. Steve Grogan, QB	149	1975-90
14. Roland James, SS	145	1980-90
15. Fred Marion, FS	144	1982-91
16. Houston Antwine, DT	142	1961-71
17. Jim Lee Hunt, DT	141	1960-70
18. Len St. Jean, OG	140c	1964-73
19. Don Webb, DB	134	1961-71
20. Ray Hamilton, NT	132	1973-81
21. Jon Morris, C	130	1964-74
22. Irving Fryar, WR	129	1984-92
23. Ben Coates, TE	126+	1991-98
Johnny Rembert, LB	126	1983-92
25. Jim Colclough, WR	124	1960-68
Steve King, LB	124	1973-81
Charlie Long, OT	124	1961-69
28. Vincent Brown, LB	123	1988-95
29. Ronnie Lippett, CB	122	1983-91
Lawrence McGrew, LB	122	1980-89
31. Brent Williams, DE	121	1986-93
32. Cedric Jones, WR	120	1982-90
33. Sam Adams, OG	119	1972-80
Ed Reynolds, LB	119	1983-91
Tony McGee, DE	119	1974-81
36. John Smith, K	116	1974-83
37. Larry Eisenhauer, DE	115	1961-69
38. Bob Dee, DE	112c	1960-67
39. Tim Goad, NT	109	1988-94
40. Lin Dawson, TE	105	1981-90
41. Maurice Hurst, CB	104	1989-95

c - denotes consecutive games played

+

* - Julius Adams did not play in 1986.

SCORING

MOST POINTS

Career —	1,130	Gino Cappelletti, 1960-70
	671	John Smith, 1974-82
	442	Tony Franklin, 1984-87
	408	Stanley Morgan, 1977-89
	362	Adam Vinatieri, 1996-98
Season —	155	Gino Cappelletti, 1964 (7-td, 36-xp*, 25-fg)
	147	Gino Cappelletti, 1961 (8-td, 48-xp, 17-fg)
	140	Tony Franklin, 1986 (44-xp, 32 fg)
	132	Gino Cappelletti, 1965 (27-xp, 17-fg, 9-td)
	129	John Smith, 1980 (51-xp, 26-fg)
	127	Adam Vinatieri, 1998 (32-xp, 31-fg, 2-pt. conversion)

Game —	28	Gino Cappelletti vs. Hou., Dec. 18, 1965 (2-td, 4-xp, 4-fg)
	24	Gino Cappelletti vs. Buf., Nov. 15, 1964 (3-td, 6-xp*)

Most Seasons Leading League —

- Gino Cappelletti, 1961, 63-66
- John Smith, 1979, 1980

TOUCHDOWNS

MOST

Career —	68	Stanley Morgan, 1977-89 (67-p, 1-rt)
	49	Sam Cunningham, 1973-79, 1981-82 (43-r, 6-p)
	48	Ben Coates, 1991-98 (48-p)
	46	Jim Nance, 1965-71 (45-r, 1-p)
	42	Gino Cappelletti, 1960-70 (42-p)
		Larry Garron, 1960-68 (15-r, 26-p, 1-rt)

Season —	17	Curtis Martin, 1996 (14-r, 3-p)
	15	Curtis Martin, 1995 (14-r, 1-p)
	13	Stanley Morgan, 1979 (12-p, 1-rt)
		Steve Grogan, 1976 (12-r, 1-f)
	12	Mack Herron, 1974 (7-r, 5-p)
	11	Horace Ivory, 1978 (11-r)
		Sam Cunningham, 1974 (9-r, 2-p)
		Jim Nance, 1966 (11-r)
		Billy Lott, 1961 (5-r, 6-p)
	10	Stanley Morgan, 1986 (10-p)
		Irving Fryar, 1985 (1-r, 7-p, 2-rt)
		Tony Collins, 1983 (10-r)
		Andy Johnson, 1976 (6-r, 4-p)
		Jim Colclough, 1962 (10-p)

Game —	3	Accomplished 17 times; Most recent: Curtis Martin, vs. Miami, Nov. 3, 1996 (3-r)
---------------	---	--

*includes one two-point conversion



PAT KICKS

MOST ATTEMPTS

Career — 353 Gino Cappelletti, 1960-70
 323 John Smith, 1974-83
 166 Tony Franklin, 1984-87
114 Adam Vinatieri, 1996-98
 73 Matt Bahr, 1993-95

Season — 51 John Smith, 1980
 50 Gino Cappelletti, 1961
 49 John Smith, 1979
 46 John Smith, 1976
 45 Tony Franklin, 1986

Game — 8 David Posey vs. NY Jets, Oct. 29, 1978
 John Smith vs. NY Jets, Sept. 9, 1979
 7 Gino Cappelletti vs. Buffalo, Oct. 22, 1961
 John Smith vs. Oakland, Oct. 3, 1976

MOST MADE

Career — 342 Gino Cappelletti, 1960-70
 308 John Smith, 1974-83
 163 Tony Franklin, 1984-87
111 Adam Vinatieri, 1996-97
 73 Matt Bahr, 1993-95

Season — 51 John Smith, 1980
 48 Gino Cappelletti, 1961
 46 John Smith, 1979
 44 Tony Franklin, 1986
 42 Tony Franklin, 1984
 John Smith, 1974 and 1976

Game — 8 John Smith vs. NY Jets, Sept. 9, 1979
 7 David Posey vs. NY Jets, Oct. 29, 1978
 Gino Cappelletti vs. Buffalo, Oct. 22, 1961

MISCELLANEOUS SCORING

SAFETY

Game — 1 Accomplished 20 times, Most recent:
 Don Blackmon at Tampa Bay, 10-27-85

Season — 2 Don Blackmon at Tampa Bay,
 10-27-85 and vs. Green Bay, 9-8-85

(NOTE: See fumble section for scoring on fumbles)

MISSED FG RETURNED FOR TD

91 yds Ron Burton vs. Denver, Nov. 11, 1962

BLOCKED FG RETURNED FOR TD

71 yds Raymond Clayborn at Houston, Oct. 18, 1987
 65 yds Mike Haynes at NY Jets, Oct. 5, 1980
 45 yds Larry Carwell vs. Cincinnati, Sept. 17, 1971

BLOCKED PUNT RETURNED FOR TD

31 yds Rod McSwain at LA Rams, Nov. 16, 1986
 20 yds Don Webb vs. San Diego, Dec. 17, 1961
 17 yds Mossi Tatupu at New Orleans, Nov. 30, 1986
 8 yds Rick Sanford vs. Baltimore, Nov. 18, 1979
4 yds Tedy Bruschi vs. Baltimore, Oct. 6, 1996
 3 yds Willie Scott vs. Indianapolis, Nov. 22, 1987
 0 yds Leroy Moore vs. Oakland, Nov. 17, 1961

FIELD GOALS

MOST ATTEMPTS

Career — 333 Gino Cappelletti, 1960-70
 191 John Smith, 1974-83
 125 Tony Franklin, 1984-87
103 Adam Vinatieri, 1996-98
 72 Matt Bahr, 1993-95
 69 Jason Staurovsky, 1988-91

Season — 41 Tony Franklin, 1986
39 Adam Vinatieri, 1998
 38 Gino Cappelletti, 1963
 37 Gino Cappelletti, 1962
 Gino Cappelletti, 1964
35 Adam Vinatieri, 1996
 34 Matt Bahr, 1994
 John Smith, 1980
 Gino Cappelletti, 1969

Game

7 Jason Staurovsky, vs. Indy, Dec. 3, 1989
 Gino Cappelletti vs. Cin., Nov. 16, 1969
 Gino Cappelletti vs. Buf., Sept. 24, 1967
 Gino Cappelletti vs. S.D., Sept. 20, 1964
 6 Adam Vinatieri vs. Jack, Sept. 22, 1996
 Gino Cappelletti vs. NYJ, Sept. 27, 1964
 6 Gino Cappelletti vs. Hou., Dec. 18, 1965

Most Seasons Leading League

3 Gino Cappelletti, 1961, 63-64

MOST MADE

Career — 176 Gino Cappelletti, 1960-70
 128 John Smith, 1974-83
 93 Tony Franklin, 1984-87
83 Adam Vinatieri, 1996-98
 55 Matt Bahr, 1993-95
 50 Jason Staurovsky, 1988-91

Season — 32 Tony Franklin, 1986
31 Adam Vinatieri, 1998
27 Adam Vinatieri, 1996
 Matt Bahr, 1994
 26 John Smith, 1980
25 Adam Vinatieri, 1997
 Gino Cappelletti, 1964

Game

6 Gino Cappelletti vs. Denver, Oct. 4, 1964
5 Adam Vinatieri vs. Jacksonville, Sept. 22, 1996
 Jason Staurovsky, vs. Indianapolis, Dec. 3, 1989

Game (No Misses)

6 Gino Cappelletti vs. Denver, Oct. 4, 1964

Longest Made

55 **Adam Vinatieri at St. Louis, Dec. 13, 1998**
 Matt Bahr at Miami, Nov. 12, 1995
 53 Gino Cappelletti vs. NY Jets, Nov. 28, 1965
 Jason Staurovsky vs. Seattle, Oct. 7, 1990
52 Adam Vinatieri vs. Buffalo, Oct. 12, 1997
 51 Matt Bahr vs. Denver, Oct. 8, 1995
 Charlie Gogolak vs. Miami, Oct. 17, 1971
 Gino Cappelletti vs. Denver, Nov. 20, 1964



RUSHING

MOST ATTEMPTS

Career —	1,385	Sam Cunningham, 1973-79, 1981-82
	1,323	Jim Nance, 1965-71
	1,191	Tony Collins, 1981-87
	958	Curtis Martin, 1995-97
	891	John Stephens, 1988-92
	820	Don Calhoun, 1975-81

Season —	368	Curtis Martin, 1995
	316	Curtis Martin, 1996
	300	Leonard Russell, 1993
	299	Jim Nance, 1966
	297	John Stephens, 1988

Game —

40	Curtis Martin vs. NYJ, Sept. 14, 1997 (199 yds)
38	Jim Nance vs. Oak., Oct. 30, 1966 (208 yds)
36	Curtis Martin vs. Buf., Oct. 23, 1995 (127 yds)
35	Curtis Martin vs. Indy, Nov. 24, 1996 (141 yds)
	Curtis Martin at NYJ, Nov. 5 1995 (166 yds)
	Michael LeBlanc vs. Buf., Oct. 11, 1987 (146 yds)
	John Stephens vs. Chi., Oct. 30, 1988 (124 yds)
34	Jim Nance vs. Buffalo, Sept. 24, 1967 (185 yds)

Seasons Leading League —	3	Jim Nance, 1966-67, 69
---------------------------------	---	------------------------

MOST YARDAGE

Career —	5,453	Sam Cunningham, 1973-79, 1981-82
	5,323	Jim Nance, 1965-71
	4,647	Tony Collins, 1981-87
	3,799	Curtis Martin 1995-97
	3,391	Don Calhoun, 1975-81

Season —	1,487	Curtis Martin, 1995
	1,458	Jim Nance, 1966
	1,227	Craig James, 1985
	1,216	Jim Nance, 1967
	1,168	John Stephens, 1988
	1,160	Curtis Martin, 1997
	1,152	Curtis Martin, 1996
	1,115	Robert Edwards, 1998
	1,088	Leonard Russell, 1993
	1,049	Tony Collins, 1983
	1,015	Sam Cunningham, 1977

Game —

212	Tony Collins vs. NY Jets, Sept. 18, 1983 (23 att.)
208	Jim Nance vs. Oakland, Oct. 30, 1966 (38 att.)
199	Curtis Martin vs. NY Jets, Sept. 14, 1997 (40 att.)
196	Robert Edwards at St. Louis, Dec. 13, 1998 (24 att.)
185	Jim Nance vs. Buffalo, Sept. 24, 1967 (34 att.)

Seasons Leading League —	2	Jim Nance, 1966-67
---------------------------------	---	--------------------

LONGEST RUN FROM SCRIMMAGE

85	Larry Garron vs. Buffalo, Oct. 22, 1961 (TD)
80	Carl Garrett vs. Miami, Nov. 9, 1969 (TD)
77	Robert Weathers vs. Balt., Sept. 4, 1983 (TD)
	Ron Burton at Denver, Oct. 23, 1960
75	Sam Cunningham, Oct. 20, 1974 (TD)
74	Don Calhoun at St. Louis, Sept. 10, 1978

HIGHEST AVG. GAIN

Career (450 Attempts) —	4.22	Craig James, 1984-88 (585-2,469)
	4.16	Carl Garrett, 1969-72 (537-2,235)
	4.13	Don Calhoun, 1974-81 (820-3,391)
	4.02	Jim Nance, 1965-71 (1,323-5,323)
	3.96	Curtis Martin, 1995-97 (958-3,799)
	3.95	Mosi Tatupu, 1978-90 (612-2,415)
	3.94	Sam Cunningham, 1973-79, 81-82 (1,385-5,453)

Season (100 Attempts) —

5.59	Don Calhoun, 1976 (129-721)
5.45	Mosi Tatupu, 1983 (106-578)
5.04	Carl Garrett, 1969 (137-691)
4.94	Craig James, 1984 (160-790)
4.91	Horace Ivory, 1978 (141-693)

Game (10 Attempts) —

11.60	Larry Garron vs. Buffalo, Oct. 22, 1961 (10-116)
11.36	Sam Cunningham at Buffalo, Oct. 20, 1974 (11-125)
10.77	Larry Garron vs. Oakland, Oct. 26, 1962 (13-140)

MOST TOUCHDOWNS

Career —	45	Jim Nance, 1965-71
	43	Sam Cunningham, 1973-79, 1981
	35	Steve Grogan, 1975-90
	32	Curtis Martin, 1995-97
		Tony Collins, 1981-87
	23	Don Calhoun, 1975-81

Season —	14	Curtis Martin, 1996
		Curtis Martin, 1995
	12	Steve Grogan, 1976
	11	Horace Ivory, 1978
		Jim Nance, 1966
	10	Tony Collins, 1983
	9	Robert Edwards, 1998
		Don Calhoun, 1980

Game —	3	Curtis Martin, vs. Miami, Nov. 3, 1996
		Mosi Tatupu at LA Rams, Dec. 11, 1983
		Tony Collins vs. NY Jets, Sept. 18, 1983
		Sam Cunningham at Buffalo, Oct. 20, 1974

Seasons Leading League —

1	Jim Nance, 1966
---	-----------------



RB Robert Edwards became the third rookie and eighth player in franchise history to rush for over 1,000 yards in a season.



PASSING

MOST ATTEMPTS

Career —

3,593	Steve Grogan, 1975-90
3,382	Drew Bledsoe, 1993-98
2,413	Vito (Babe) Parilli, 1961-67
1,503	Jim Plunkett, 1971-75
1,500	Tony Eason, 1983-89

Season —

691	Drew Bledsoe, 1994
636	Drew Bledsoe, 1995
623	Drew Bledsoe, 1996
522	Drew Bledsoe, 1997
481	Drew Bledsoe, 1998
473	Vito (Babe) Parilli, 1964

Game —

70	Drew Bledsoe vs. Minnesota, Nov. 13, 1994*
60	Drew Bledsoe at Pittsburgh, Dec. 16, 1995
59	Steve Grogan vs. New Orleans, Nov. 12, 1989
56	Drew Bledsoe vs. Denver, Oct. 8, 1995
	Marc Wilson at Pittsburgh, Dec. 17, 1989
55	Drew Bledsoe vs. LA Raiders, Oct. 19, 1994

Most Season's Leading the League —

- 3 Drew Bledsoe, 1994-96**

MOST COMPLETIONS

Career —

1,887	Drew Bledsoe, 1993-98
1,879	Steve Grogan, 1975-90
1,140	Vito (Babe) Parilli, 1961-67
876	Tony Eason, 1983-89
729	Jim Plunkett, 1971-75

Season —

400	Drew Bledsoe, 1994
373	Drew Bledsoe, 1996
323	Drew Bledsoe, 1995
314	Drew Bledsoe, 1997
276	Tony Eason, 1986

Game —

45	Drew Bledsoe vs. Minnesota, Nov. 13, 1994*
39	Drew Bledsoe at Pittsburgh, Dec. 16, 1995
36	Tony Eason at LA Rams, Nov. 16, 1986
34	Tom Ramsey vs. Philadelphia, Nov. 29, 1987
32	Drew Bledsoe vs. Buffalo, Oct. 27, 1996
	Drew Bledsoe at Miami, Sept. 5, 1994
31	Drew Bledsoe at New York Giants, Dec. 21, 1996

Most Season's Leading the League —

- 2 Drew Bledsoe, 1994, 1996**

*NFL Record

PASSING EFFICIENCY (Pct)

Career (500 Attempts) —

.604	Hugh Millen, 1991-92 (612-370)
.584	Tony Eason, 1983-89 (1500-876)
.558	Drew Bledsoe, 1993-98 (3382-1887)
.523	Steve Grogan, 1975-90 (3593-1879)
.485	Jim Plunkett, 1971-75 (1503-729)
.472	Babe Parilli, 1961-67 (2413-1140)
	Butch Songin, 1960-61 (604-285)

Season (100 Attempts) —

.616	Tony Eason, 1986 (448-276)
.611	Hugh Millen at Miami, Nov. 10, 1991 (26-20)
.608	Steve Grogan, 1986 (102-62)
.602	Drew Bledsoe, 1997 (522-314)
.601	Tony Eason, 1984 (431-259)
	Hugh Millen, 1991 (409-246)

Game (20 Attempts) —

.800	Babe Parilli vs. Miami, Oct. 15, 1967 (20-16)
.769	Hugh Millen at Miami, Nov. 10, 1991 (26-20)
.750	Tony Eason vs. Green Bay, Sept. 8, 1985 (28-21)
.732	Drew Bledsoe vs. Miami, Nov. 3, 1996 (41-30)
.727	Tony Eason vs. Buffalo, Nov. 23, 1986 (33-24)

Most Seasons Leading League —

- 1 Vito (Babe) Parilli, 1961**

MOST YARDAGE

Career —

26,886	Steve Grogan, 1975-90
21,981	Drew Bledsoe, 1993-98
16,747	Vito (Babe) Parilli, 1961-67
10,732	Tony Eason, 1983-89
9,932	Jim Plunkett, 1971-75

Season —

4,555	Drew Bledsoe, 1994
4,086	Drew Bledsoe, 1996
3,706	Drew Bledsoe, 1997
3,633	Drew Bledsoe, 1998
3,507	Drew Bledsoe, 1995
3,465	Vito (Babe) Parilli, 1964

Game —

426	Drew Bledsoe vs. Minnesota, Nov. 13, 1994
423	Drew Bledsoe vs. Miami, Nov. 23, 1998
421	Drew Bledsoe at Miami, Sept. 5, 1994
419	Drew Bledsoe vs. Miami, Nov. 3, 1996
414	Tony Eason vs. Seattle, Sept. 21, 1986
402	Tom Ramsey vs. Philadelphia, Nov. 29, 1987
401	Steve Grogan vs. NY Jets, Oct. 12, 1986

Seasons Leading League —

- 1 Drew Bledsoe, 1994**
Vito (Babe) Parilli, 1964

Longest Completion —

90t	Tony Eason at Chicago, Sept. 15, 1985 (to Craig James)
88t	Jim Plunkett vs. Baltimore, Dec. 19, 1971 (to Randy Vataha)
87t	Tom Sherman vs. NY Jets, Oct. 27, 1968 (to Jim Whalen)
86t	Drew Bledsoe at Pittsburgh, Dec. 6, 1998
	(to Terry Glenn)
84t	Drew Bledsoe vs. Miami, Nov. 3, 1996
	(to Ben Coates)



PASSING (Cont.)

HAD INTERCEPTED

Fewest

Career (500 Attempts) —

- 24 Butch Songin, 1960-61
- 44 Mike Taliaferro, 1968-70
- 48 Tony Eason, 1983-89

Season (100 Attempts) —

- 2 Steve Grogan, 1986 (102 att.)
- 4 Scott Zolak, 1992 (100 att.)
- Steve Grogan, 1982 (122 att.)
- 5 Steve Grogan, 1985 (156 att.)
- 5 Tom Hodson, 1990 (156 att.)

Game (25 attempts) —

- 0 **Accomplished many times. Most recent:**
Drew Bledsoe at Buffalo, Nov. 15, 1998

Most

Career (500 attempts) —

- 208 Steve Grogan, 1975-90
- 138 Babe Parilli, 1961-67
- 102 Drew Bledsoe, 1993-98**
- 87 Jim Plunkett, 1971-75

Season —

- 27 Drew Bledsoe, 1994**
- Babe Parilli, 1964
- 26 Babe Parilli, 1965
- 25 Jim Plunkett, 1972
- 24 Babe Parilli, 1967
- Babe Parilli, 1963
- 23 Steve Grogan, 1978

Game (25 attempts) —

- 6 Steve Grogan vs. San Francisco, Nov. 30, 1980
- Babe Parilli vs. Denver, Sept. 3, 1967
- 5 Drew Bledsoe at Pittsburgh, Dec. 5, 1993**
- Steve Grogan at Detroit, Oct. 10, 1976
- Steve Grogan at Baltimore, Dec. 21, 1975
- Mike Taliaferro vs. NY Jets, Oct. 27, 1968
- Babe Parilli vs. Buffalo, Sept. 11, 1965
- Babe Parilli vs. NY Jets, Oct. 31, 1964

Lowest Percentage Season —

- 1.9 Tony Eason, 1984 (8-431)
- 2.0 Steve Grogan, 1986 (2-102)
- 2.2 Tony Eason, 1986 (10-448)
- 2.4 Drew Bledsoe, 1996 (15-623)**
- 2.5 Drew Bledsoe, 1995 (13-136)**

Seasons Leading League —

Fewest

- 2 Vito (Babe) Parilli, 1961 (tied), 1962
- 1 Tony Eason, 1984
- Ed (Butch) Songin, 1961 (tied)

Most

- 1 Vito (Babe) Parilli, 1964 (tied)

MOST TOUCHDOWNS

Career —

- 182 Steve Grogan, 1975-90
- 132 Vito (Babe) Parilli, 1961-67
- 128 Drew Bledsoe, 1993-98**
- 62 Jim Plunkett, 1971-75
- 60 Tony Eason, 1983-89

Season —


- 31 Vito (Babe) Parilli, 1964
- 28 Drew Bledsoe, 1997**
- 28 Steve Grogan, 1979
- 27 Drew Bledsoe, 1996**
- 25 Drew Bledsoe, 1994**
- 23 Tony Eason, 1984

Game —

- 5 Steve Grogan vs. NY Jets, Sept. 9, 1979
- Vito (Babe) Parilli at Buffalo, Nov. 15, 1964
- Vito (Babe) Parilli vs. Miami, Oct. 15, 1967
- 4 **Accomplished 13 times. Most Recent:**
Drew Bledsoe at Indianapolis, Sept. 7, 1997

Seasons Leading League —

- 1 Steve Grogan, 1979 (tied Brian Sipe of Clev.-28)
- 1 Babe Parilli, 1964



Patriots QB Steve Grogan holds the Patriots' record for career touchdowns with 182.

RECEIVING

MOST RECEPTIONS

Career —

534	Stanley Morgan, 1977-89
456	Ben Coates, 1991-98
363	Irving Fryar, 1984-92
292	Gino Cappelletti, 1960-70
283	Jim Colclough, 1960-68

Season —

96	Ben Coates, 1994
90	Terry Glenn, 1996
84	Ben Coates, 1995
	Stanley Morgan, 1986
82	Marv Cook, 1991
77	Tony Collins, 1986

Game —

12	Ben Coates at Indy, Nov. 27, 1994 (119 yds)
11	Ben Coates at Pittsburgh, Dec. 16, 1995 (83)
	Leroy Thompson vs. Min., Nov. 13, 1994 (74)
	Tony Collins vs. Phi., Nov. 29, 1987 (100)
	Art Graham vs. K.C., Nov. 20, 1966 (134)
10	Ben Coates vs. Buffalo, Nov. 29, 1998 (70)
	Ben Coates at Indianapolis, Nov. 1, 1998 (109)
	Terry Glenn vs. Miami, Nov. 3, 1996 (119)
	Ben Coates vs. Min., Nov. 13, 1994 (74)
	Michael Timpson vs. Min., Nov. 13, 1994 (113)
	Tony Romeo vs. K.C., Nov. 17, 1963 (149)
	Tony Collins at LA Rams, Nov. 16, 1986 (66)
	Marv Cook vs. Houston, Sept. 22, 1991 (99)

YARDAGE

Career —

10,352	Stanley Morgan, 1977-89
5,726	Irving Fryar, 1984-92
5,076	Ben Coates, 1991-98
5,001	Jim Colclough, 1960-68
4,589	Gino Cappelletti, 1960-70

Season —

1,491	Stanley Morgan, 1986
1,174	Ben Coates, 1994
1,132	Terry Glenn, 1996
1,029	Stanley Morgan, 1981
1,014	Irving Fryar, 1991
1,013	Harold Jackson, 1979
1,002	Stanley Morgan, 1979

Game —

193	Terry Glenn at Pittsburgh, Dec. 6, 1998 (9 rec)
182	Stanley Morgan vs. Miami, Nov. 8, 1981 (5)
170	Stanley Morgan vs. Baltimore, Nov. 26, 1978 (5)
167	Art Graham vs. Houston, Nov. 6, 1964 (8)
165	Irving Fryar at N.Y. Jets, Oct. 4, 1992 (8)
163	Terry Glenn vs. Green Bay, Oct. 27, 1997 (7)

Longest Reception —

90t	Craig James at Chicago, Sept. 15, 1985 (from Tony Eason)
88t	Randy Vataha vs. Baltimore, Dec. 19, 1971 (from Jim Plunkett)
87t	Jim Whalen vs. NY Jets, Oct. 27, 1968 (from Tom Sherman)
86	Terry Glenn at Pittsburgh, Dec. 6, 1998 (from Drew Bledsoe)
84t	Ben Coates vs. Miami, Nov. 3, 1996 (from Drew Bledsoe)

AVERAGE GAIN

Career (150 Minimum) —

20.3	Harold Jackson, 1978-81 (156-3,162)
19.3	Stanley Morgan, 1977-89 (534-10,352)
17.7	Jim Colclough, 1960-68 (283-5,001)
15.8	Irving Fryar, 1984-92 (363-5,726)
15.7	Gino Cappelletti, 1960-70 (292-4,589)

Season (35 Minimum) —

23.4	Stanley Morgan, 1981 (44-1,029)
22.8	Stanley Morgan, 1979 (44-1,002)
22.5	Harold Jackson, 1979 (45-1,013)
22.0	Stanley Morgan, 1980 (45-991)
21.7	Jim Colclough, 1962 (40-868)

Game (4 Minimum) —

36.4	Stanley Morgan vs. Miami, Nov. 8, 1981 (5-182)
35.5	Stanley Morgan vs. S.F., Nov. 30, 1980 (4-142)
	Jim Colclough vs. NY Jets, Oct. 6, 1962 (4-142)
35.0	Aaron Marsh vs. N.Y. Jets, Sept. 22, 1968 (4-140)
34.0	Stanley Morgan at Balt., Nov. 26, 1978 (5-170)

TOUCHDOWNS

Career —

67	Stanley Morgan, 1977-89
48	Ben Coates, 1991-98
	Gino Cappelletti, 1960-68
39	Jim Colclough, 1960-68
37	Irving Fryar, 1984-92

Season —

12	Stanley Morgan, 1979
10	Stanley Morgan, 1986
	Jim Colclough, 1962
9	Ben Coates, 1996
	Randy Vataha, 1971
	Gino Cappelletti, 1965
	Jim Colclough, 1960, 1961

Game —

3	Accomplished Seven Times. Most Recent: Ben Coates at Buffalo, Nov. 26, 1995
---	--



Patriots TE Ben Coates currently ranks second in franchise history with 456 receptions.



INTERCEPTIONS

MOST INTERCEPTIONS

Career —

- 36 Raymond Clayborn, 1977-89
- 29 Ron Hall, 1961-67
- 29 Roland James, 1980-90
- 29 Fred Marion, 1982-91
- 28 Mike Haynes, 1976-82

Season —

- 11 Ron Hall, 1964
- 9 Ty Law, 1998**
- 8 Ronnie Lippett, 1986
- Mike Haynes, 1976
- Bob Suci, 1963
- 7 Accomplished 5 times. Most recent: Maurice Hurst, 1994

Game —

- 3 Accomplished 6 times. Most recent: Roland James at Buffalo, Oct. 23, 1983

RETURN YARDAGE

Career —

- 555 Raymond Clayborn, 1977-89
- 476 Ron Hall, 1961-67
- 457 Fred Marion, 1982-91
- 420 Ronnie Lippett 1984-91
- 393 Mike Haynes, 1976-82

Season —

- 277 Bob Suci, 1963
- 189 Fred Marion, 1985
- 182 Prentice McCray, 1976
- 159 Ron Hall, 1966
- 153 Don Webb, 1961

MOST PUNTS

Career —

- 468 Rich Camarillo, 1981-87
- 377 Tom Yewcic, 1961-67
- 243 Tom Janik, 1969-71
- 222 Mike Patrick, 1975-78
- 215 Tom Tupa, 1996-98

Season —

- 103 Shawn McCarthy, 1992
- 92 Rich Camarillo, 1985
- 91 Jeff Feagles, 1988
- 90 Brian Hansen, 1990
- 89 Rich Camarillo, 1986

Game —

- 11 Shawn McCarthy, vs. New Orleans, Nov. 8, 1992
- Rich Camarillo at Chicago, Sept. 15, 1985
- Rich Camarillo at Dallas, Nov. 22, 1984
- Jim Fraser vs. NY Jets, Oct. 2, 1966
- 10 Shawn McCarthy, vs. Indy, Dec. 6, 1992
- Tom Greene vs. Houston, Dec. 18, 1960
- Tom Yewcic vs. Buffalo, Dec. 1, 1963
- Tom Yewcic vs. Buffalo, Nov. 15, 1964
- Bob Scarpitto vs. Oakland, Oct. 6, 1968
- Brian Hansen vs. Indianapolis, Nov. 11, 1990

Game —

- 118 Prentice McCray at NY Jets, Nov. 21, 1976 (2)
- 115 Fred Marion at Seattle, Nov. 17, 1985 (2)
- 110 Bob Suci vs. Houston, Nov. 1, 1963 (2)
- 100 Jimmy Hitchcock, vs. Miami, Nov. 23, 1997 (1)
- 99 Rick Sanford at Chicago, Dec. 5, 1982 (1)

Longest Return —

- 100 Jimmy Hitchcock, vs. Miami, Nov. 23, 1997 (TD)
- 99 Rick Sanford at Chicago, Dec. 5, 1982 (TD)
- 98 Bob Suci vs. Houston, Nov. 1, 1963 (TD)
- 87 Ron Hall vs. Denver, Sept. 18, 1966
- 85 Raymond Clayborn at Clev., Oct. 7, 1984 (TD)
- 83 Fred Marion at Seattle, Nov. 17, 1985 (TD)

TOUCHDOWNS

Career —

- 2 Ronnie Lippett, 1983-91
- Prentice McCray, 1974-80
- Don Webb, 1961-62, 64-71
- John Charles, 1967-69
- Bob Suci, 1963

Season —

- 2 Ronnie Lippett, 1987
- Prentice McCray, 1976
- Bob Suci, 1963
- Don Webb, 1961

Game

- 2 Prentice McCray at NY Jets, Nov. 21, 1976

PUNTING

YARDAGE

Career —

- 19,922 Rich Camarillo, 1981-87
- 14,553 Tom Yewcic, 1961-67
- 9,602 Tom Tupa, 1996-98
- 9,516 Tom Janik, 1969-71
- 8,481 Mike Patrick, 1975-78

Season —

- 4,212 Shawn McCarthy, 1992
- 3,953 Rich Camarillo, 1985
- 3,752 Brian Hansen, 1990
- 3,746 Rich Camarillo, 1986
- 3,615 Rich Camarillo, 1983

Game —

- 514 Rich Camarillo at Chicago, Sept. 15, 1985 (11)
- 479 Rich Camarillo at Dallas, Nov. 22, 1984 (11)
- 436 Bob Scarpitto vs. Oakland, Oct. 6, 1968 (10)
- 426 Rich Camarillo at Oakland, Nov. 1, 1981 (9)
- 417 Tom Yewcic at Buffalo, Nov. 15, 1964 (10)

Longest Punt —

- 93 Shawn McCarthy at Buffalo, Nov. 3, 1991
- 89 Luke Prestridge vs. Miami, Oct. 21, 1984
- 87 Bob Scarpitto at Denver, Sept. 29, 1968
- 82 Luke Prestridge vs. NY Jets, Oct. 28, 1984
- 76 Rich Camarillo vs. N.Y. Jets, Sept. 19, 1982



PUNTING (Cont.)

HIGHEST AVERAGE YARDAGE

Career (100 Punts Min.) —

- 44.7 Tom Tupa, 1996-98 (215)
- 42.6 Rich Camarillo, 1981-87 (468)
- 40.0 Terry Swanson, 1967-68 (127)
- 39.8 Shawn McCarthy, 1991-92 (172)
- 38.6 Tom Yewcic, 1961-67 (377)
- 38.2 Mike Patrick, 1975-78 (222)

Season (Qualifiers) —

- 45.8 Tom Tupa, 1997
- 44.6 Rich Camarillo, 1983
- 44.5 Tom Tupa, 1998

MOST

Career —

- 206 Irving Fryar, 1984-91
- 142 David Meggett, 1995-97
- 111 Mike Haynes, 1976-80
- 92 Stanley Morgan, 1977-89
- 74 Mack Herron, 1973-75

Season —

- 52 David Meggett, 1996
- 45 David Meggett, 1997
- David Meggett, 1995
- Mike Haynes, 1976
- 38 Irving Fryar, 1988
- Ricky Smith, 1983

Game —

- 10 Ronnie Harris at Pittsburgh, Dec. 5, 1993
- 7 David Meggett vs. NY Jets, Dec. 10, 1995
- Ray Crittenden vs. Green Bay, Nov. 2, 1994
- Irving Fryar at Dallas, Nov. 22, 1984
- 6 Accomplished Seven Times, Most Recent: David Meggett vs. San Diego, Aug. 31, 1997

Most Seasons Leading League —

- 1 Irving Fryar, 1985
- Ron Burton, 1962
- Fred Bruney, 1961

MOST YARDAGE

Career —

- 2,055 Irving Fryar, 1984-91
- 1,443 David Meggett, 1995-97
- 1,159 Mike Haynes, 1976-81
- 960 Stanley Morgan, 1977-1989
- 888 Mack Herron, 1973-75

Season —

- 608 Mike Haynes, 1976
- 588 David Meggett, 1996
- 520 Irving Fryar, 1985
- 517 Mack Herron, 1974
- 467 David Meggett, 1997

Game —

- 156 Mike Haynes vs. Buffalo, Nov. 7, 1976
- 133 Stanley Morgan vs. Buffalo, Nov. 20, 1977
- 133 Irving Fryar at Buffalo, Sept. 22, 1985
- 126 Billy Johnson vs. Houston, Nov. 5, 1967

Season (Qualifiers) continued —

- 43.7 Rich Camarillo, 1982
- 43.5 Tom Tupa, 1996
- 42.9 Rich Camarillo, 1985

Game (4 Punts Min.) —

- 55.6 Tom Tupa, at Indianapolis, Sept. 7, 1997 (5)
- 54.3 Pat O'Neill at Detroit, Sept. 25, 1994 (4)
- 51.9 Tom Tupa, at Denver, Oct. 6, 1997 (7)
- 51.3 Tom Tupa, vs. San Diego, Aug. 31, 1997 (4)
- 51.2 Tom Tupa, vs. Indianapolis, Nov. 30, 1997 (5)
- Shawn McCarthy at Buffalo, Nov. 3, 1991 (5)

PUNT RETURNS

LONGEST PUNT RETURN

- 89 Mike Haynes vs. Buffalo, Nov. 7, 1976 (TD)
- 85 Irving Fryar at Buffalo, Sept. 22, 1985 (TD)
- 80 Stanley Morgan vs. Balt., Nov. 18, 1979 (TD)
- 77 Irving Fryar vs. Indianapolis, Nov. 10, 1985 (TD)
- 75 Roland James vs. NY Jets, Nov. 2, 1980

HIGHEST AVG. YARDAGE

Career (20 Returns) —

- 12.0 Mack Herron, 1973-75 (74-888)
- 11.3 Carl Garrett, 1969-72 (43-487)
- 10.4 Mike Haynes, 1976-81 (111-1159)
- Stanley Morgan, 1977-89 (92-960)
- 10.2 David Meggett, 1995-97 (142-1443)
- 10.0 Irving Fryar, 1984-92 (70-2055)

Season (Qualifiers) —

- 14.8 Mack Herron, 1974
- 14.1 Irving Fryar, 1985
- 13.5 Mike Haynes, 1976
- 10.8 Mack Herron, 1973
- 10.5 Four Times, Most Recent: Irving Fryar, 1988

Game (3 Returns) —

- 39.0 Mike Haynes vs. Buffalo, Nov. 7, 1976 (4)
- 35.7 Ricky Smith vs. Baltimore, Sept. 4, 1981 (3)

TOUCHDOWNS

Career —

- 3 Irving Fryar, 1984-91
- 2 Mike Haynes, 1976-81

Season —

- 2 Irving Fryar, 1985
- Mike Haynes, 1976

Game —

- 1 David Meggett at NY Giants, Dec. 21, 1996
- Irving Fryar vs. Atlanta, Nov. 2, 1986
- Irving Fryar vs. Indianapolis, Nov. 10, 1985
- Irving Fryar at Buffalo, Sept. 22, 1985
- Roland James vs. NY Jets, Nov. 2, 1980
- Stanley Morgan vs. Baltimore, Nov. 18, 1979
- Mike Haynes vs. Denver, Nov. 28, 1976
- Mike Haynes vs. Buffalo, Nov. 7, 1976



KICKOFF RETURNS

MOST

Career —

- 107 Stephen Starring, 1983-87
- 105 David Meggett, 1995-97
- 92 Carl Garrett, 1969-72
- 89 Larry Garron, 1960-68
- 80 Sammy Martin, 1988-90
- 76 Troy Brown, 1993-98**

Season —

- 48 Stephen Starring, 1985
- 42 Ricky Smith, 1983
- 41 Mack Herron, 1973
- 39 Tony Collins, 1981
- 38 David Meggett, 1995

Game —

- 8 Willie Porter vs. NY Jets, Sept. 22, 1968
- 6 By many players, Most recent:
Stephen Starring at Indianapolis, Oct. 25, 1987

Most Seasons Leading League —

- 1 Jon Vaughn, 28.2 (20-564), 1992
- Horace Ivory, 27.6 (36-992), 1980
- Raymond Clayborn, 31.0 (28-869), 1977

YARDAGE

Career —

- 2,561 David Meggett, 1995-97
- 2,299 Larry Garron, 1960-68
- 2,259 Stephen Starring, 1983-87
- 2,251 Carl Garrett, 1969-72
- 1,834 Sammy Martin, 1988-90

Season —

- 1,092 Mack Herron, 1973
- 1,085 Derrick Cullors, 1998**
- 1,012 Stephen Starring, 1985
- 992 Horace Ivory, 1980
- 964 David Meggett, 1995

Game —

- 206 Allen Carter at Baltimore, Dec. 21, 1975
- 175 Carl Garrett vs. Buffalo, Oct. 11, 1969

LONGEST

- 101 Raymond Clayborn at Balt., Dec. 18, 1977 (TD)
- 100 Jon Vaughn at Cincinnati, Dec. 20, 1992 (TD)
- Raymond Clayborn at NYJ, Oct. 2, 1977 (TD)
- 99 Allen Carter at Baltimore, Dec. 21, 1975 (TD)
- 99 Jon Vaughn at Phoenix, Sept. 29, 1991 (TD)
- 98 Ricky Smith vs. NY Jets, Sept. 19, 1982 (TD)
- Horace Ivory at Baltimore, Oct. 19, 1980 (TD)

HIGHEST AVG. YARDAGE

Career (20 Returns) —

- 27.2 Allen Carter, 1975-76 (33-898)
- 26.9 Raymond Clayborn, 1977-89 (57-1,538)
- 26.5 Horace Ivory, 1978-81 (45-1,191)
- 25.8 Larry Garron, 1960-67 (89-2,299)
- 25.3 Mack Herron, 1973-75 (71-1,796)

Season (Qualifiers) —

- 31.0 Raymond Clayborn, 1977
- 28.5 Larry Garron, 1962
- 28.4 Jess Phillips, 1976
- 28.3 Carl Garrett, 1969
- 28.2 Jon Vaughn, 1992

Game (3 Returns) —

- 49.3 Ron Burton vs. Dallas Texans, Nov. 3, 1961 (3)
- 47.0 Horace Ivory at Baltimore, Oct. 19, 1980 (3)

TOUCHDOWNS

Career —

- 3 Raymond Clayborn, 1977-89
- 2 Jon Vaughn, 1991-92
- Larry Garron, 1960-68

Season —

- 3 Raymond Clayborn, 1977

Game —

- 1 Accomplished 14 times. Most recent:
Derrick Cullors at Buf. Nov. 9, 1997, (86 yd. TD)**

FUMBLES

MOST

Career —

- 77 Steve Grogan, 1975-90
- 49 Sam Cunningham, 1973-79, 1981
- 42 Vito (Babe) Parilli, 1961-67

Season —

- 12 Steve Grogan, 1979
- Sam Cunningham, 1975
- Mack Herron, 1974

Game —

- 4 Vito (Babe) Parilli vs. Denver, Nov. 6, 1966
- 3 Accomplished 10 times. Most recent:
Steve Grogan at Buffalo, Dec. 20, 1987

MOST OWN RECOVERIES

Career —

- 31 Steve Grogan, 1975-90
- 19 Vito (Babe) Parilli, 1961-67

Season —

- 6 Steve Grogan, 1987
- Vito (Babe) Parilli, 1963
- Ricky Smith, 1984
- 5 Vito (Babe) Parilli, 1964

Game —

- 2 Accomplished 9 times. Most recent:
Steve Grogan vs. Miami, Sept. 13, 1987



FUMBLES (Cont.)

MOST OPPONENT RECOVERIES

Career —

- 17 Steve Nelson, 1974-87
- Andre Tippett, 1982-93
- 15 Jim Hunt, 1960-70
- 14 Raymond Hamilton, 1973-80
- 13 Bob Dee, 1960-67

Season —

- 5 Bob Dee, 1961
- 4 Andre Tippett, 1993
- Brent Williams, 1986
- Steve Nelson, 1978
- John Sanders, 1975
- Larry Eisenhauer, 1964
- Jack Rudolph, 1960

Game —

- 3 Steve Nelson vs. Philadelphia, Oct. 8, 1978
- 2 By 20 players. Most recent:
Johnny Rembert at NY Jets, Nov. 13, 1988

MOST RETURN YARDAGE

Career —

- 82 Don Webb, 1961-71
- 67 Jim Hunt, 1960-70

Season —

- 54 Brent Williams, 1986
- 52 Chuck Shonta, 1960

Game —

- 52 Chuck Shonta vs. NY Titans, Sept. 17, 1960 (1-opp)
- 51 Jim Hunt vs. Houston, Dec. 15, 1968 (1-opp)

LONGEST RETURN

- 52 Chuck Shonta vs. NY Titans, Sept. 17, 1960 (TD)
- 51 Jim Hunt vs. Houston, Dec. 15, 1968

TOUCHDOWNS

Own Fumbles Recovered For TD —

- 1 Eight players. Most recent:
John Stephens vs. Cincinnati, Oct. 16, 1988
(Recovered Robert Perryman fumble in the end zone)

Opponents' Fumbles Recovered For TD —

- 1 Accomplished many times.
Most recent: Willie McGinest
at San Diego, Dec. 1, 1996 (in end zone)

SACKS *

Career —

- 100.0 Andre Tippett, 1982-93
- 79.5 Julius Adams, 1971-77, 79, 85, 87
- 72.5 Tony McGee, 1974-81
- 54.0 Ray Hamilton, 1973-81
- 45.4 Larry Eisenhauer, 1961-69

Season —

- 18.5 Andre Tippett, 1984
- 16.5 Andre Tippett, 1985
- 12.5 Andre Tippett, 1987
- 12.0 Tony McGee, 1978
- 12.0 Tony McGee, 1979

Rookie Season —

- 10.5 Garin Veris, 1985
- 9.0 Chris Slade, 1993

*Sacks have been an official NFL statistic since 1982—
Totals reflect all-time Patriots

Career Sack Leaders

Player	Sacks	Career Years
1. Andre Tippett	100.0	1982-88, 90-93
2. Julius Adams	79.5	1971-77, 79-85, 87
3. Tony McGee	72.5	1974-81
4. Ray Hamilton	54.0	1973-81
5. Larry Eisenhauer	45.5	1961-69
6. Brent Williams	43.5	1986-93
7. Chris Slade	42.5	1993-98
8. Houston Antwine	39.0	1961-71
9. Garin Veris	36.0	1985-88, 90-91
10. Richard Bishop	32.5	1976-81
11. Willie McGinest	30.5	1994-98
12. Don Blackmon	29.5	1981-87
13. Jim Lee Hunt	29.0	1960-71
14. Bob Dee	27.5	1960-67
15. Rod Shoate	22.5	1975-81
16. Steve Nelson	20.0	1974-81
17. Mel Lunsford	19.5	1973-80
18. Nick Buoniconti	18.0	1962-68
19. Vincent Brown	16.5	1988-95
20. Ken Sims	16.0	1982-89
21. Toby Williams	15.5	1983-88
22. Tom Addison	15.0	1960-70
23. Jack Rudolph	14.5	1960-65
24. Ron Berger	14.0	1969-72
25. Henry Thomas	13.5	1997-98



PATRIOTS TEAM RECORDS

Note: Number of games per season: 1960-1977 (14); 1978-81 (16); 1982 (9); 1983-86 (16); 1987 (15), and 1988-98 (16).

VICTORIES

MOST

Season—

- 11 1996, 1986, 1985, 1978, 1976
- 10 1997, 1994, 1964, 1980

FEWEST

Season—

- 1 1990
- 2 1992, 1981, 1970

OFFENSIVE SCORING

MOST POINTS SCORED

Season (Points)—

- 441 1980
- 418 1996
- 413 1961
- 412 1986
- 411 1979

Season (Average)—

- 29.5 1961
- 27.6 1980
- 26.8 1976
- 26.1 1996
- 26.0 1964

Game—

- 56 vs. NY Jets, Sept. 9, 1979
- 55 vs. NY Jets, Oct. 29, 1978
- 52 vs. Buffalo, Oct. 22, 1961
- 50 at Indy, Nov. 18, 1984
- 48 vs. Oakland, Oct. 3, 1976

Quarter—

- 1st: 21 vs. NYJ, Oct. 29, 1978
- 1st: 21 at Miami, Dec. 15, 1974
- 2nd: 27 vs. Balt., Nov. 18, 1979
- 3rd: 22 vs. Dallas Texans, Nov. 18, 1960
- 4th: 27 vs. Balt., Nov. 23, 1980

FEWEST POINTS SCORED

Season—

- 149 1970
- 181 1990
- 192 1972
- 205 1992
- 229 1968

Game—

- 0 17 Times: Most recent: Indianapolis 6, Patriots 0, Dec. 6, 1992

MOST POINTS SCORED, BOTH TEAMS

Game—

- 86 at NE 43, Oakland 43 (tie), Oct. 16, 1964
- 84 NE 46, at Balt. 38, Oct. 6, 1996
- 78 NYJ 47, at NE 31, Sept. 22, 1968
- 76 at Buffalo 45, NE 31, Nov. 23, 1975
- at NE 55, NYJ 21, Oct. 29, 1978

FEWEST POINTS SCORED, BOTH TEAMS

Game—

- 3 at Patriots 3, Miami 0, Dec. 12, 1982
- 6 NY Jets 6, at Patriots 0, Nov. 26, 1993
- Indy 6, at Patriots 0, Dec. 6, 1992
- 7 Houston 7, at Patriots 0, Sept. 21, 1975
- 9 at Patriots 7, Cincinnati 2, Dec. 12, 1993
- Patriots 6, at Miami 3, Nov. 20, 1988
- Patriots 6, at NY Jets 3, Dec. 15, 1991

GREATEST MARGIN OF VICTORY

Game—

- 53 at Patriots 56, NY Jets 3, Sept. 9, 1979
- 42 at Patriots 45, Houston 3, Nov. 1, 1963
- 41 Patriots 41, at S.D. 0, Dec. 17, 1961
- 39 at Patriots 42, Baltimore 3, Oct. 6, 1974
- 38 Patriots 45, at S.D. 7, Dec. 1, 1996
- at Patriots 38, Indy 0, Dec. 26, 1993

GREATEST MARGIN OF DEFEAT

Game—

- 52 at Miami 52, Patriots 0, Nov. 12, 1972
- 42 at G.B.(Mil.) 45, Patriots 3, Oct. 9, 1988
- 38 at NY Jets 45, Patriots 7, Sept. 26, 1993

GREATEST MARGIN OF DEFEAT

Game—(continued)

- at Cincinnati 45, Patriots 7, Dec. 20, 1970
- at Miami 41, Patriots 3, Oct. 17, 1971
- 36 Chicago 46, Patriots 10, Jan. 26, 1986 (Super Bowl XX)

MOST TOUCHDOWNS

Season—

- 52 1961, 1980
- 49 1979
- 48 1976
- 46 1979
- 45 1986

Game—

- 8 vs. NY Jets, Sept. 9, 1979
- vs. NY Jets, Oct. 29, 1978
- 7 vs. Oakland, Oct. 3, 1976
- vs. Buffalo, Oct. 22, 1961
- 6 12 times: Most recent: at S.D., Dec. 1, 1996

FEWEST TOUCHDOWNS

Season—

- 17 1982 (9 games)
- 18 1970
- 19 1990
- 22 1991
- 24 1972

MOST POINTS AFTER TOUCHDOWNS

Season—

- 51 1980
- 48 1961
- 46 1979
- 44 1986
- 42 1974, 1976, 1984

FEWEST POINTS AFTER TOUCHDOWNS

Season—

- 15 1982 (9 games)
- 17 1970
- 19 1990, 1991
- 22 1992



OFFENSIVE SCORING (Cont.)

MOST FGs ATTEMPTED

Season—

- 41 1986
- 40 1989
- 39 **1998**, 1964
- 38 1963
- 37 1962

Game—

- 7 vs. Indy Dec. 3, 1989
- at Cin., Nov. 16, 1969
- at Buffalo, Sept. 24, 1967
- at S.D., Sept. 20, 1964
- 6 vs. Jack., Sept. 22, 1996
- vs. Denver, Oct. 4, 1964

FEWEST FGs ATTEMPTED

Season—

- 13 1982 (9 games)
- 16 1972
- 17 1975, 1992
- 21 1971, 1977
- 22 1970, 1974, 1983,

MOST FGs MADE

Season—

- 32 1986
- 31 1998**
- 30 1989
- 27 1994
- 26 1980

Game—

- 6 at Denver, Oct. 4, 1964
- 5 vs. Jack., Sept. 22, 1996

FEWEST FGs MADE

Season—

- 8 1982 (9 games), 1972, 1970, 1960
- 9 1983, 1975
- 11 1992

FIRST DOWNS

MOST TOTAL

Season—

- 348 1994
- 339 1996
- 335 1995, 1989
- 328 1981
- 322 1978

Game—

- 31 **vs. Kansas City, Oct. 11, 1998**
- vs. Phila., Nov. 29, 1987
- at Houston, Dec. 11, 1966
- 30 vs. NY Jets, Sept. 9, 1979
- at Indianapolis, Oct. 29, 1989

FEWEST TOTAL

Season—

- 146 1982 (9 games)
- 166 1969
- 181 1968
- 184 1970
- 190 1971

Game—

- 3 vs. Wash., Dec. 15, 1990
- 5 vs. Miami, Dec. 12, 1982
- at NY Jets, Nov. 22, 1970
- 6 at K.C., Oct. 11, 1970
- at Phil., Nov. 4, 1990
- vs. N. O., Nov. 8, 1992

MOST RUSHING

Season—

- 181 1978
- 150 1976
- 139 1980
- 132 1977, 1979
- 130 1983

Game—

- 21 vs. Denver, Nov. 28, 1976
- 18 vs. NY Jets, Oct. 18, 1976
- 17 at Buffalo, Nov. 5, 1978
- vs. Buffalo, Dec. 10, 1978

FEWEST RUSHING

Season—

- 55 1965
- 63 1970
- 64 1969
- 65 1990
- 66 1964

Game—

- 0 at N.O., Nov. 30, 1986
- at Buffalo, Oct. 26, 1980
- at NY Jets, Nov. 22, 1970
- 1 16 times. Most recent:
- vs. Atlanta, Nov. 8, 1998**

MOST PASSING

Season—

- 243 1994
- 207 1995
- 206 1996
- 202 1986
- 186 1984

Game—

- 22 at Cin., Sept. 18, 1994
- vs. Min., Nov. 13, 1994
- 21 vs. Phila., Nov. 29, 1987
- 20 at Miami, Sept. 4, 1994
- at Indy, Nov. 18, 1984
- at Houston, Nov. 10, 1980
- vs. Oak., Oct. 16, 1964

FEWEST PASSING

Season—

- 63 1982 (nine games)
- 87 1969, 1989
- 94 1971, 1968
- 95 1976
- 98 1970

Game—

- 0 vs. Miami, Dec. 8, 1968
- at T.B., Dec. 12, 1976
- 1 vs. N.O., Dec. 4, 1983
- vs. Miami, Dec. 12, 1982

MOST PENALTY

Season—

- 35 1986
- 34 1989
- 30 1993
- 29 1965
- 27 1979

Game—

- 7 at Houston, Sept. 19, 1965
- 6 vs. Kansas City, Oct. 11, 1998**
- 5 Seven times. Most Recent:
- vs. Miami Nov. 3, 1996

FEWEST PENALTY

Season—

- 9 1982 (nine games)
- 11 1971, 1991
- 14 1977
- 15 1969, 1976, 1985

Game—

- 0 Many times. Most recent:
- vs. Tennessee, Sept. 20, 1998**



TOTAL NET YARDS

MOST

Season—

5,965 1978
5,776 1994
5,623 1981
5,499 1985
5,470 1979
5,457 1995

Game—

597 vs. NY Jets, Sept. 9, 1979
529 vs. NY Jets, Oct. 29, 1978
526 vs. Hou., Dec. 18, 1965
506 vs. Seattle, Sept. 21, 1986
500 vs. Oakland, Oct. 16, 1964

FEWEST

Season—

2,626 1970
2,633 1982 (9 games)
3,127 1968
3,419 1969
3,556 1971

Game—

57 vs. NYJ, Sept. 19, 1982
(61r, -4p)
74 vs. Oakland, Oct. 22, 1967
(34r, 40p)
80 at NY Jets, Nov. 20, 1970
(23r, 57p)
92 at Denver, Nov. 11, 1979
(58r, 34p)
100 vs. K.C., Sept. 21, 1969
(43r, 57p)

RUSHING

MOST ATTEMPTS

Season—

671 1978
603 1977
591 1976
588 1980, 1988
565 1985

Game—

62 vs. Denver, Nov. 28, 1976
(332 yds.)
60 at Seattle, Dec. 19, 1982
(249 yds.)
58 vs. Indy, Dec. 26, 1993
(257 yds.)
55 Four times, Most recent:
vs. Seattle, Dec. 4, 1988
(171 yds.)
54 at Buffalo, Nov. 20, 1977
(256 yds.)
vs. Chicago, Oct. 30, 1988
(185 yds.)

FEWEST ATTEMPTS

Season—

324 1982 (9 games)
334 1970
363 1960
367 1969
386 1972

Game—

9 vs. Denver, Nov. 17, 1996
(17 yards)
10 vs. NY Jets, Oct. 12, 1986
(17 yds)
11 vs. Wash., Sept. 23, 1984
(17 yds)
vs. Buffalo, Dec. 20, 1964
(33 yds)
12 vs. Minn., Nov. 13, 1994
(42 yds)
at K.C., Oct. 3, 1965
(32 yds)
13 at NY Jets, Sept. 26, 1993
(31 yds)
vs. K.C., Dec. 2, 1990
(64 yds)
vs. Miami, Sept. 17, 1989
(43 yds)

MOST YARDS

Season—

3,165 1978
2,948 1976
2,605 1983
2,331 1985
2,303 1977

Game—

332 vs. Denver, Nov. 28, 1976
330 vs. NYJ, Oct. 18, 1976
328 vs. NYJ, Sept. 18, 1983
281 vs. Oakland, Oct. 30, 1966
vs. Cin., Dec. 22, 1985
279 at Buffalo, Nov. 5, 1978

FEWEST YARDS

Season—

1,040 1970
1,117 1965
1,347 1982
1,332 1994
1,361 1964

Game—

2 at N.O., Nov. 30, 1986
(18 attempts)
17 vs. Denver, Nov. 17, 1996
(9 att.)
vs. NY Jets, Oct. 12, 1986
(10 att)
vs. Wash., Sept. 23, 1984
(11 att)
at LA Chargers, Oct. 28,
1960 (24 att)
18 at Miami, Oct. 18, 1992
(18 att)
22 vs. NYJ, Nov. 14, 1965
(23 att)

MOST TOUCHDOWNS

Season—

30 1978
24 1976
23 1981
21 1974
19 1983, 1980

Game—

4 Accomplished 6 times.
Most recent:
vs. S.D., Oct. 16, 1983

FEWEST TOUCHDOWNS

Season—

3 1982 (9 games)
4 1990
6 1997, 1992
7 1971
8 1968, 1965



PASSING

MOST ATTEMPTS

Season—

699 1994
686 1995
628 1996
610 1989
557 1986
556 **1998**, 1993

Game—

70 vs. Minn., Nov. 13, 1994
60 at Pitt., Dec. 16, 1995
59 vs. Denver, Oct. 8, 1995
vs. N.O., Nov. 12, 1989
56 at Pitt., Dec. 17, 1989
55 vs. LA Raid., Oct. 9, 1994

FEWEST ATTEMPTS

Season—

187 1982 (9 games)
305 1977
309 1976
330 1971
338 1969

Game—

5 vs. Miami, Dec. 12, 1982
(2 comps.)
9 vs. Miami, Nov. 9, 1969
(2 comps.)
10 Three times, Most recent:
vs. Seattle, Dec. 4, 1988
(5 comps.)
11 vs. Indy, Dec. 26, 1993
(9 comps.)
vs. Oakland, Oct. 30, 1966
(4 comps.)
12 vs. Buffalo, Oct. 20, 1968
(4 comps.)

MOST COMPLETIONS

Season—

405 1994
374 1996
351 1995
340 1986
321 1997
302 1989

Game—

45 vs. Minn., Nov. 13, 1994
39 at Pitt., Dec. 16, 1995
36 at LA Rams, Nov. 16, 1986
34 vs. Phil., Nov. 29, 1987
32 vs. Buf., Oct. 27, 1996
at Miami, Sept. 4, 1994

FEWEST COMPLETIONS

Season—

93 1982 (9 games)
146 1976
159 1971
160 1977, 1968
162 1969

Game—

2 vs. Mia., Nov. 9, 1969
(9 att.)
vs. Miami, Dec. 12, 1982
(5 att.)
3 vs. N.O., Dec. 4, 1983
(10 att.)
4 Four times, Most recent:
vs. Buffalo, Oct. 11, 1987
5 Seven times, Most recent:
at Buffalo, Oct. 23, 1988
6 Seven times, Most recent:
vs. NYJ, Sept. 19, 1982

MOST NET YARDS

Season—

4,444 1994
3,901 1996
3,954 1986
3,660 1997
3,591 1995
3,550 1997

Game—

426 vs. Minn., Nov. 13, 1994
421 at Miami, Sept. 4, 1994
414 vs. Miami, Nov. 23, 1998
409 vs. Miami, Nov. 3, 1996
405 vs. Oakland, Oct. 16, 1964

FEWEST NET YARDS

Season—

1347 1982 (9 games)
1586 1970
1746 1976
1765 1968
1887 1971

Game—

4 vs. NYJ, Sept. 19, 1982
13 vs. Miami, Dec. 12, 1982
15 at Atlanta, Nov. 29, 1992
16 vs. N.O., Dec. 4, 1983
at Miami, Dec. 8, 1968

MOST TOUCHDOWNS

Season—

31 1997, 1964
30 1979
29 1986, 1961
27 1996, 1980
26 1984

Game—

6 vs. NY Jets, Sept. 9, 1979
5 Many times, Most recent:
at Buffalo, Nov. 15, 1964

FEWEST TOUCHDOWNS

Season—

7 1970
10 1972
11 1991
12 1988, 1982
13 1992, 1973

MOST HAD INTERCEPTED

Season—

34 1981
33 1968
32 1967
29 1965, 1963
28 1988, 1975, 1972, 1970

Game—

6 at Denver, Sept. 3, 1967
vs. Buffalo, Dec. 9, 1967
at K.C., Oct. 11, 1970
at S.F., Nov. 30, 1980

FEWEST HAD INTERCEPTED

Season—

9 1982 (9 games)
13 1986, 1962
14 1984
15 1997, 1996
16 1995, 1991

SACKS ALLOWED, MOST (ALLOWED BY N.E. OFFENSE)

Season—

66 1984 (454 yards)
65 1992 (458 yards)
63 1991 (436 yards)
58 1990 (443 yards)
49 1979 (382 yards)

Game—

10 at Dallas, Nov. 22, 1984
(57 yds)

SACKS ALLOWED, FEWEST (ALLOWED BY N.E. OFFENSE)

Season—

14 1977 (155 yards)
15 1982 (9 games-134 yds)
19 1976 (164 yds)
21 1974 (174 yds)
22 1994 (139 yds)
23 1993 (127 yds),
1988 (160 yds),
1962 (164 yds)

Game—

0 Accomplished many times,
**Most recent: vs. Kansas City,
Oct. 11, 1998**



PUNTING

MOST PUNTS

Season—

103	1992
96	1968
92	1990, 1986, 1985, 1984
91	1988
89	1987

Game—

- 11 Four times, Most recent:
vs. N.O., Nov. 8, 1992
- 10 Six times, Most recent:
vs. Indy, Dec. 6, 1992

FEWEST PUNTS

Season—

49	1982 (9 games)
61	1973, 1978
63	1980
64	1961
65	1967

Game—

- 0 3 times, Most recent:
vs. Hou., Nov. 12, 1978
- 1 11 times, Most recent:
at N.Y. Jets, Nov. 10, 1996

MOST YARDS

Season—

4,212	1992
3,953	1985
3,904	1984
3,831	1968
3,752	1990

Game—

- 514 at Chicago, Sept. 15, 1985
- 479 at Dallas, Nov. 22, 1984
- 436 at Oakland, Nov. 1, 1981
at Oakland, Oct. 6, 1968

FEWEST YARDS

Season—

2,137	1978
2,140	1982 (9 games)
2,297	1973
2,392	1980 & 1989
2,354	1977

Game—

- 0 3 times, Most recent:
vs. Hou., Nov. 12, 1978

HIGHEST AVG.

Season—

45.2	1997
44.6	1983
44.5	1998
43.7	1982
43.2	1996

Game (4 Punts Min.)—

- 55.6 at Indy, Sept. 7, 1997 (5)
- 54.3 at Detroit, Sept. 25, 1994
- 51.3 vs. S.D., Aug. 31, 1995 (4)
- 51.2 vs. Indy, Nov. 30, 1997 (5)
at Buff., Nov. 3, 1991 (5)

LOWEST AVG.

Season—

34.6	1977
35.0	1978

PUNT RETURNS

MOST

Season—

60	1980
52	1996
51	1993
48	1984, 1976
47	1978

Game—

- 10 at Pittsburgh, Dec. 5, 1993
- 7 vs. NY Jets, Dec. 12, 1995
at Dallas, Nov. 22, 1984
vs. Houston, Nov. 5, 1967
- 6 Accomplished 12 times,
Most recent: at NY Jets,
Nov. 5, 1995

FEWEST RETURNS

Season—

16	1982
17	1972
23	1969
24	1966
25	1987

MOST YARDS

Season—

628	1976
588	1996
533	1974
530	1985
520	1978

Game—

- 167 vs. Buffalo, Nov. 7, 1976
- 139 at Buffalo, Nov. 20, 1977

FEWEST YARDS

Season—

37	1972
134	1990
138	1962
139	1982
143	1966

HIGHEST AVG.

Season—

13.3	1974
13.1	1976
13.0	1961
12.6	1985
11.3	1996

LOWEST AVG.

Season—

2.2	1972
4.6	1990
5.3	1968, 1962
5.6	1965
5.8	1971

MOST TOUCHDOWNS

Season—

- 2 1985, 1976

Game—

- 1 at NYG, Dec. 21, 1996
vs. Atlanta, Nov. 2, 1986
vs. Indy, Nov. 10, 1985
at Buffalo, Sept. 22, 1985
vs. NY Jets, Nov. 2, 1980
vs. Balt., Nov. 18, 1979
vs. Denver, Nov. 28, 1976
vs. Buffalo, Nov. 7, 1976



KICKOFF RETURNS

MOST

Season—

77 1990
75 1995
73 1967
71 1968
69 1989

Game—

10 vs. Buffalo, Dec. 9, 1967
9 at Dallas, Oct. 24, 1971
vs. NYJ, Sept. 22, 1968
vs. Oakland, Oct. 16, 1964

FEWEST

Season—

28 1982 (9 games)
39 1977
46 1976
47 1993
48 1987
49 1961

Game—

0 vs. Cin., Dec. 12, 1993
at Buffalo, Dec. 20, 1987
vs. Seattle, Oct. 9, 1977
at Denver, Sept. 14, 1969

MOST YARDS

Season—

1,691 1995
1,520 1975
1,462 1989
1,442 1968
1,421 1960

Game—

245 at Dallas, Oct. 24, 1971
230 at Balt., Dec. 21, 1975
178 at NY Jets, Oct. 2, 1977
175 vs. NY Jets, Oct. 11, 1969
170 at Denver, Sept. 7, 1998

FEWEST YARDS

Season—

646 1982 (9 games)
819 1993
901 1987 (15 games)
1,051 1977
1,087 1976

Game—

0 at Buffalo, Dec. 20, 1987
vs. Seattle, Oct. 9, 1977
at Denver, Sept. 14, 1969

HIGHEST AVG.

Season—

26.9 1977
25.2 1997
24.1 1973
23.7 1960
23.6 1976
23.5 1972

LOWEST AVG.

Season—

17.4 1993
17.8 1994
18.1 1990
18.3 1981
18.8 1987 & 1979

MOST TOUCHDOWNS

Season—

3 1977
2 1961
1 1997, 1992, 1991, 1988,
1982, 1980, 1975, 1973,
1962

Game—

1 13 times, Most recent:
At Cin., Dec. 20, 1992

PENALTIES

MOST

Season—

114 1985
112 1977
111 1992
108 1998
102 1976

Game—

14 at N.Y. Jets, Dec. 23, 1990
at Indy, Dec. 1, 1985
at Cin., Oct. 15, 1978
at Denver, Dec. 1, 1991
13 vs. K.C., Sept. 18, 1977

FEWEST

Season—

50 1973
52 1962
53 1982 (9 games) & 1964
58 1965
59 1967

Game—

1 12 times, Most recent:
vs. Buffalo, Oct. 23, 1995

MOST YARDS

Season—

1,051 1992
931 1977
914 1976
864 1979
853 1998

Game—

139 vs. Buffalo, Nov. 6, 1983
134 at Cin., Dec. 20, 1992
125 vs. NY Jets, Oct. 29, 1978
at Cin., Oct. 15, 1978

FEWEST YARDS

Season—

412 1982 (9 games)
456 1962
467 1964
506 1987
509 1989

Game—

5 Seven times, Most recent
vs. Buffalo, Oct. 23, 1995



FUMBLES

MOST

Season—

- 51 1973
- 47 1983
- 43 1975
- 42 1992
- 37 1967, 1962

Game—

- 8 vs. Baltimore, Oct. 7, 1973
- 6 7 times, Most recent:
vs. Miami, Dec. 15, 1974

FEWEST

Season—

- 15 1969
- 16 1982 (9 games)
- 18 1970
- 19 **1998**, 1988, 1980
- 23 1964

Game—

- 0 Many times, Most recent:
vs. San Francisco, Dec. 20, 1998

MOST TOTAL RECOVERED

Season—

- 43 1983, 1973
- 37 1985
- 36 1975

Game—

- 8 at Pitt., Sept. 26, 1976
- 7 at LA Rams, Dec. 11, 1983

FEWEST TOTAL RECOVERED

Season—

- 8 1982 (9 games)
- 15 1988
- 18 1990

MOST OWN RECOVERED

Season—

- 25 1973
- 24 1983

Game—

- 5 at Wash., Oct. 25, 1981
- vs. Baltimore, Oct. 7, 1973

FEWEST OWN RECOVERED

Season—

- 5 1970, 1969
- 8 1982 (9 games),
1971, 1968

MOST OPPONENTS' RECOVERED

Season—

- 27 1976
- 24 1985
- 21 1987, 1978

Game—

- 6 at LA Rams, Dec. 11, 1983
- at Pitt., Sept. 26, 1976
- 5 at N.O., Nov. 30, 1986
- vs. Denver, Nov. 6, 1966

FEWEST OPPONENTS' RECOVERED

Season—

- 8 **1998**, 1984
- 9 1993
- 1965
- 10 1977, 1962
- 11 1982 (9 games)

DEFENSIVE—NET YARDS ALLOWED

MOST NET YARDS ALLOWED

Season—

- 5,827 1981
- 5,764 1995
- 5,697 1990
- 5,644 1989
- 5,576 1983

Game—

- 584 vs. Cin., Dec. 7, 1986
- 552 vs. Miami, Oct. 21, 1984
- 540 vs. Houston, Oct. 13, 1961
- 525 at Miami, Sept. 4, 1994
- 514 at Phil., Nov. 4, 1990
- 501 vs. Miami, Dec. 3, 1972

FEWEST NET YARDS ALLOWED

Season—

- 2,812 1982 (9 games)
- 3,834 1963
- 4,022 1976
- 4,067 1974
- 4,072 1971

Game—

- 65 vs. Seattle, Dec. 4, 1988
- 86 vs. Balt., Oct. 23, 1977
- 88 vs. Miami, Oct. 12, 1980
- 94 vs. Indy, Nov. 6, 1992

SCORING ALLOWED

MOST POINTS ALLOWED

Season—

- 446 1972 & 1990
- 406 1968
- 391 1989
- 389 1967
- 377 1995

Game—

- 52 at Miami, Nov. 12, 1972
- 48 at Phil., Nov. 4, 1990
- 48 at NY Jets, Oct. 27, 1968
- vs. Oakland, Oct. 22, 1967
- 45 at NY Jets, Sept. 26, 1993

Shutout Game—

- 52 at Miami, Nov. 12, 1972
- 34 at Dallas Texans, Dec. 11, 1960

FEWEST POINTS ALLOWED

Season (Points)—

- 157 1982 (9 games)
- 217 1977
- 236 1976
- 257 1963
- 283 1966

Season (Average)—

- 15.5 1977
- 16.9 1976
- 17.8 1988
- 17.9 1993 & 1978
- 18.1 1991, 1985 & 1983

Game—

- 0 17 times, Most recent:
vs. Arizona, Sept. 15, 1996
(31-0)



RUSHING ALLOWED

MOST ATTEMPTS ALLOWED

Season—

644 1981
565 1990
560 1973
555 1975
549 1983

Game—

58 vs. NY Jets, Oct. 14, 1973
54 vs. Clev., Oct. 4, 1987
vs. St. Louis, Dec. 2, 1984
vs. Wash., Sept. 23, 1984
vs. NY Jets, Oct. 15, 1972

FEWEST ATTEMPTS ALLOWED

Season—

310 1963
314 1982 (9 games)
350 1961
356 1964
369 1966

Game—

10 at Oakland, Dec. 9, 1961
14 at Seattle, Dec. 19, 1982
15 vs. Hou., Dec. 18, 1965

MOST YARDS

Season—

2,950 1981
2,850 1973
2,717 1972
2,676 1990
2,359 1969

Game—

360 vs. Buffalo, Sept. 16, 1973
349 vs. Buffalo, Dec. 14, 1975

FEWEST YARDS

Season—

1,041 1961
1,107 1963
1,135 1966
1,143 1964
1,289 1972

Game—

2 at S.D., Dec. 17, 1961
19 vs. Houston, Nov. 1, 1963

MOST TOUCHDOWNS

Season—

29 1990
27 1972
22 1979, 1968
21 1960
20 1988, 1985, 1981, 1870

Game—

6 at NY Jets, Oct. 27, 1968
5 at G.B. (Mil.), Oct. 9, 1988

FEWEST TOUCHDOWNS

Season—

5 1991
7 1966
8 **1998**, 1977
9 1993, 1983,
1982 (nine games), 1961
10 1965, 1964

PASSING ALLOWED

MOST ATTEMPTS ALLOWED

Season—

616 1997
596 1996
570 1998
565 1991
549 1995
545 1994

Game—

63 vs. Minn., Oct. 20, 1991
61 vs. Minn., Dec. 16, 1979
60 vs. Miami, Nov. 23, 1997
56 vs. NY Jets, Oct. 2, 1966
vs. Denver, Sept. 21, 1962
55 at Indy, Oct. 20, 1996

FEWEST ATTEMPTS ALLOWED

Season—

240 1973
267 1982 (9 games)
325 1972
334 1970
348 1969

Game—

7 at Buffalo, Dec. 9, 1973
vs. NY Jets, Oct. 14, 1973
9 vs. NY Jets, Oct. 15, 1972

MOST COMPLETIONS ALLOWED

Season—

368 1997
342 1995
336 1998
335 1991
322 1996
298 1994

Game—

38 vs. Miami, Nov. 23, 1997
36 at Indy, Oct. 20, 1996
35 vs. Minn., Dec. 16, 1979
vs. Minn., Oct. 20, 1991
34 at Miami, Nov. 12, 1995

FEWEST COMPLETIONS ALLOWED

Season—

134 1973
142 1982 (9 games)
170 1971
174 1972
177 1970

Game—

1 vs. NY Jets, Oct. 14, 1973
2 at Buffalo, Dec. 9, 1973

MOST NET YARDS ALLOWED

Season—

3,886 1995
3,852 1991
3,803 1996
3,772 1997
3,737 1994
3,666 1989

Game—

467 vs. Minn., Dec. 16, 1979
456 at Miami, Sept. 4, 1994

FEWEST NET YARDS ALLOWED

Season—

1,338 1973
1,519 1982 (9 games)
2,033 1977
2,154 1971
2,175 1976

Game—

0 vs. NY Jets, Oct. 14, 1973
8 vs. NY Jets, Oct. 10, 1971

**PASSING ALLOWED (Cont.)****MOST TOUCHDOWNS ALLOWED****Season—**

- 29 1995
- 28 1967, 1980
- 27 1961, 1989
- 26 1966
- 25 1991, 1984

Game—

- 5 vs. Oakland, Oct. 22, 1967
- vs. K.C., Sept. 25, 1966

FEWEST TOUCHDOWNS ALLOWED**Season—**

- 9 1982 (9 games)
- 11 1973
- 13 1988, 1979
- 14 1997, 1985
- 15 1986

**SACKS, MOST RECORDED
(BY N.E. DEFENSE)****Season—**

- 58 1977 (471 yards),
NFL leaders
- 57 1979 (512 yards),
NFL leaders
- 56 1963 (626 yards)
- 55 1984 (452 yards)
- 51 1985 (334 yards)

Game—

- 10 at Oakland, Sept. 22, 1963
(100 yds)
- 9 at Houston, Dec. 8, 1963
(100 yds)
vs. NY Jets, Sept. 9, 1979
(86 yds)
vs. Denver, Nov. 28, 1976
(59 yds)

**SACKS, FEWEST RECORDED
(BY N.E. DEFENSE)****Season—**

- 15 1972 (101 yards)
- 20 1982 (9 games-134 yds),
1981 (175 yards)
1992 (114 yards)
- 22 1969 (159 yards)
1966 (209 yards)

Game—

- 0 Accomplished many times,
Most recent:
vs. Miami, Nov. 23, 1998

MOST TOTAL ALLOWED**Season—**

- 328 1981
- 326 1983
- 322 1997
- 312 1991
- 311 1984

Game—

- 33 vs. Miami, Nov. 23, 1997
vs. Miami, Oct. 21, 1984
- 30 at Pitt., Sept. 25, 1983
vs. NYJ, Sept. 19, 1982
vs. Minn., Dec. 16, 1979

FEWEST TOTAL ALLOWED**Season—**

- 185 1982 (9 games)
- 215 1977, 1973
- 219 1967
- 220 1962
- 222 1963

Game—

- 2 vs. Seattle, Dec. 4, 1988
- 5 at Chicago, Oct. 14, 1979
vs. Indy, Nov. 11, 1990

MOST RUSHING**Season—**

- 160 1981
- 151 1990
- 144 1972
- 142 1969, 1973
- 129 1983

Game—

- 20 vs. NYJ, Sept. 19, 1982
- 19 vs. Buffalo, Dec. 14, 1975
vs. NY Jets, Oct. 15, 1972

FEWEST RUSHING**Season—**

- 59 1963
- 61 1967
- 63 1964
- 68 1966, 1962
- 72 1961

Game—

- 0 6 times, Most recent:
vs. Indy, Nov. 11, 1990

MOST PASSING**Season—**

- 208 1998**
- 199 1991
- 183 1997
- 182 1984
- 178 1996
- 176 1989

Game—

- 21 vs. Miami, Nov. 23, 1997
- 20 at S.F., Oct. 22, 1989
- 18 vs. Buffalo, Nov. 7, 1993
at Denver, Nov. 4, 1984
vs. S.D., Oct. 16, 1983
vs. S.F., Oct. 2, 1983

FEWEST PASSING**Season—**

- 67 1973
- 88 1982 (9 games)
- 105 1970
- 111 1971, 1977
- 115 1969

Game—

- 1 vs. NY Jets, Oct. 14, 1973
- 2 Accomplished 9 times,
Most recent: vs. Seattle,
Dec. 4, 1988

MOST PENALTY**Season—**

- 31 1992
- 28 1968
- 25 1997, 1996, 1983
- 24 1985, 1960
- 22 1987, 1976, 1970, 1966

Game—

- 7 at Oakland, Oct. 6, 1968
- 6 at NY Jets, Oct. 27, 1968

FEWEST PENALTY**Season—**

- 6 1973
- 10 1982 (9 games)
- 11 1993, 1974, 1980
- 13 1965
- 15 1988, 1986, 1978, 1964

Game—

- 0 Many times, Most recent:
**vs. San Francisco,
Dec. 20, 1998**



INTERCEPTIONS BY PATRIOTS

MOST

Season—

- 31 1964
- 29 1963
- 25 1962, 1960
- 24 **1998**, 1980, 1974
- 23 1996, 1985, 1976, 1968
- 22 1994

Game—

- 7 at NY Jets, Nov. 21, 1976
- 6 vs. NY Jets, Sept. 27, 1964
- vs. Houston, Nov. 1, 1963

FEWEST

Season—

- 8 1970
- 10 1972
- 12 1991, 1982
- 13 1993, 1975, 1973
- 14 1992, 1990

MOST YARDS

Season—

- 645 1963
- 505 1976
- 427 1985, 1964
- 366 1997
- 365 1962
- 358 1978

Game—

- 204 vs. Houston, Nov. 1, 1963
- 160 vs. Miami, Nov. 23, 1997
- 145 at NY Jets, Nov. 21, 1976

FEWEST YARDS

Season—

- 99 1991
- 105 1973
- 118 1989
- 122 1993
- 143 1995
- 165 1975

MOST TOUCHDOWNS

Season—

- 4 1997
- 3 **1998**, 1992, 1976, 1963, 1962
- 2 1996, 1987, 1974, 1971, 1967, 1961

Game—

- 2 at Indy, Nov. 15, 1992
- at NY Jets, Nov. 21, 1976
- vs. Houston, Nov. 1, 1963

FEWEST TOUCHDOWNS

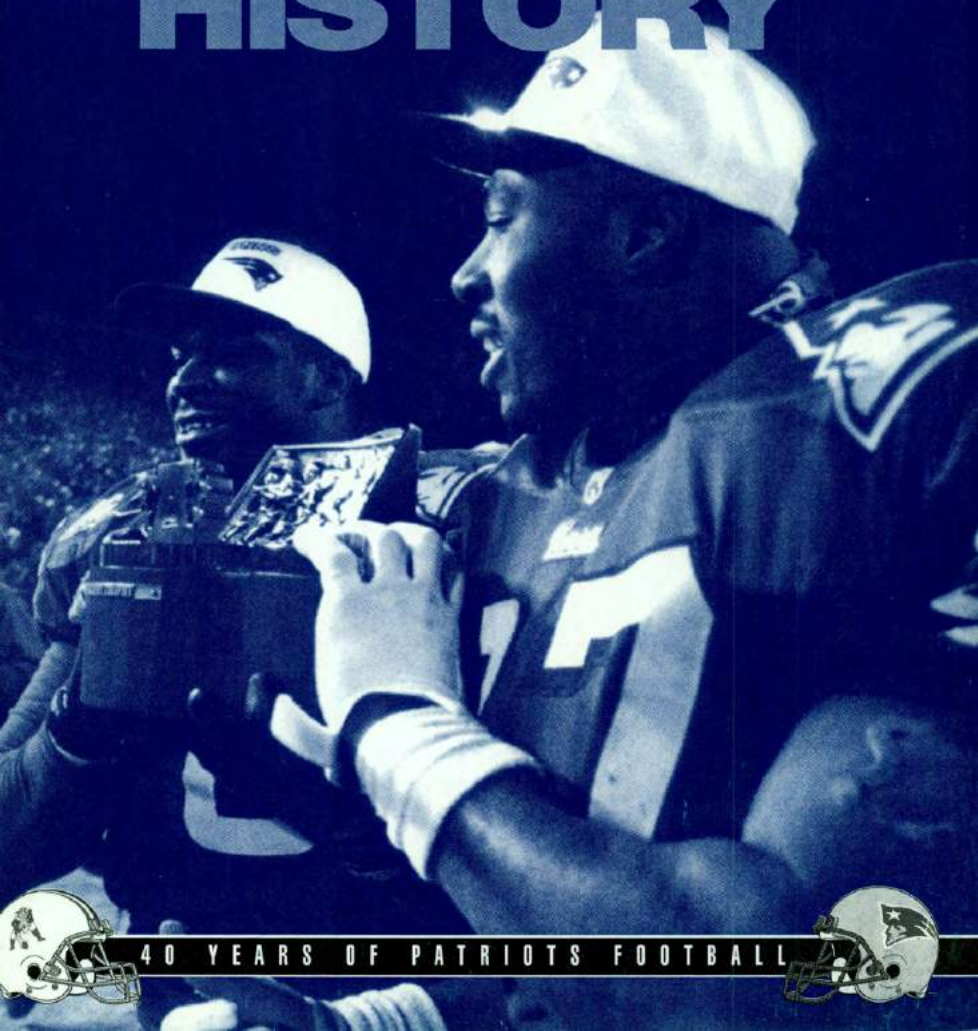
Season—

- 0 1995, 1993, 1991, 1990, 1988, 1984, 1981, 1977, 1973, 1972, 1970, 1966, 1965, 1960
- 1 1994, 1989, 1986, 1985, 1983, 1982, 1980, 1979, 1978, 1975, 1969, 1968, 1964

Team Records Set in 1999



NEW ENGLAND PATRIOTS PLAYOFFS HISTORY



40 YEARS OF PATRIOTS FOOTBALL





PATRIOTS PLAYOFF RESULTS

The Patriots have played in 17 playoff games during their 38-year history, including six over the past three seasons. Their overall record is 7-10. The Patriots have been to three Championship games, 1963 at San Diego (AFL Championship), 1985 vs. Chicago (Super Bowl XX) and 1996 vs. Green Bay (Super Bowl XXXI).

Date	Playoff	Opponent	Result	Site	Attendance
12/28/63	AFL Divisional	at Buffalo Bills	W 26-8	War Memorial Stadium	33,044
1/5/64	AFL Championship	at San Diego Chargers	L 10-51	Balboa Stadium	30,127
12/18/76	AFC Divisional	at Oakland Raiders	L 21-24	Oakland County Coliseum	53,045
12/31/78	AFC Divisional	vs. Houston Oilers	L 14-31	Schaefer Stadium	60,881
1/8/83	First Round Playoff	at Miami Dolphins	L 13-28	Orange Bowl	73,479
12/28/85	AFC Wild Card	at New York Jets	W 26-14	Meadowlands	70,958
1/5/86	AFC Divisional	at LA Raiders	W 27-20	LA Coliseum	88,936
1/12/86	AFC Championship	at Miami Dolphins	W 31-14	Orange Bowl	74,978
1/26/86	Super Bowl XX	vs. Chicago Bears	L 10-46	Superdome (New Orleans)	73,818
1/4/87	AFC Divisional	at Denver Broncos	L 17-22	Mile High Stadium	76,105
1/1/95	AFC Wild Card	at Cleveland Browns	L 13-20	Cleveland Stadium	77,452
1/5/97	AFC Divisional	vs. Pittsburgh Steelers	W 28-3	Foxboro Stadium	60,188
1/12/97	AFC Championship	vs. Jacksonville Jaguars	W 20-6	Foxboro Stadium	60,190
1/26/97	Super Bowl XXXI	vs. Green Bay Packers	L 35-21	Superdome (New Orleans)	72,301
12/28/97	AFC Wild Card	vs. Miami Dolphins	W 17-3	Foxboro Stadium	60,041
1/3/98	AFC Divisional	at Pittsburgh Steelers	L 6-7	Three Rivers Stadium	61,228
1/3/99	AFC Wild Card	at Jacksonville Jaguars	L 10-25	Alltel Stadium	71,139

PATRIOTS PLAYOFF PARTICIPATION

POS	#	YR	NAME	GP	GS	POS	#	YR	NAME	GP	GS
DT	95	13	Thomas, Henry	13	11	CB	21	8	Israel, Steve	5	1
WR	84	9	Jefferson, Shawn	12	10	TE	86	6	Bartrum, Mike	5	0
FS	32	8	Clay, Willie	9	8	T	77	11	Moss, Zefross	4	4
T	78	13	Armstrong, Bruce	7	7	RB	27	6	Warren, Lamont	4	1
TE	87	9	Coates, Ben	7	7	RB	29	3	Cullors, Derrick	3	2
DE	55	6	McGinest, Willie	7	7	FB	30	6	Carter, Tony	3	1
G	71	7	Rucci, Todd	7	7	FS	42	3	Carter, Chris	3	0
OLB	53	7	Slade, Chris	7	7	G	63	4	Irwin, Heath	3	0
G	68	6	Lane, Max	7	6	RB	47	2	Edwards, Robert	1	1
MLB	58	6	Moore, Marty	7	2	TE	83	2	Rutledge, Rod	1	1
P	10	15	Johnson, Lee	7	0	OLB	99	3	Crawford, Vernon	1	0
SS	25	6	Whigham, Larry	7	0	G	61	3	Denson, Damon	1	0
QB	11	7	Bledsoe, Drew	6	6	LB	45	1	Cottrell, Dana	1	0
CB	24	5	Law, Ty	6	6	FB	37	2	Floyd, Chris	1	0
SS	36	4	Milloy, Lawyer	6	6	CB	34	2	Jones, Tebucky	1	0
DE	74	4	Sullivan, Chris	6	2	RB	44	2	Shaw, Harold	1	0
OLB	54	4	Bruschi, Tedy	6	1	WR	81	2	Simmons, Tony	1	0
DT	90	3	Eaton, Chad	6	1	DE	94	2	Spires, Greg	1	0
WR	80	7	Brown, Troy	6	0	LB	93	1	Stuckey, Shawn	1	0
K	4	4	Vinatieri, Adam	6	0						
PLAYOFF TOTALS										186	105

VETERAN PATRIOTS WHO HAVE NOT APPEARED IN A PLAYOFF GAME

Pos	#	Yr.	Name
T	66	3	Ellis, Ed
WR	18	2	Ladd, Anthony
C	67	2	Andersen, Jason

Pos	#	Yr.	Name
DT	75	2	Rheams, Leonta
CB	31	1	Serwanga, Kato



PLAYOFF TIE BREAKERS

Selection of Clubs

1. Three division champions from each conference.
2. Three "Wild Card" clubs (non-champions with three best records) from each conference. All Wild Cards may come from the same division. Clubs eliminated in divisional champion tiebreakers are eligible if their records qualify them.

Tie-Breaking Procedures

The following procedures will be used to break standings ties for postseason playoffs and to determine regular-season schedules.

To Break a Tie Within a Division

If, at the end of the regular season, two or more clubs in the same division finish with identical won-lost-tied percentages, the following steps will be taken until a champion is determined.

Two Clubs

Three or More Clubs

(Note: If two clubs remain tied after a third club is eliminated during any step, the tiebreaker reverts back to step 1 of the two-club format).

(Note: If one team wins multiple-team tiebreaker to advance to playoff round, remaining teams revert to step 1 of applicable two-club format, i.e., either in division tiebreaker or Wild Card tiebreaker. If two teams in a multiple-team tie possess superior marks in a tiebreaking step, this pair of teams revert to top of applicable two-club format to break tie. One team advances to playoff round, while other returns to original group and step 1 of applicable tiebreaker).

1. Head-to-head (best won-lost-tied percentage in games among the clubs).
2. Best won-lost-tied percentage in games played within the division.
3. Best won-lost-tied percentage in games played within the conference.
4. Best won-lost-tied percentage in common games.
5. Best net points in division games.
6. Best net points in all games.
7. Strength of schedule.
8. Best net touchdowns in all games.
9. Coin toss.

To Break a Tie for the Wild Card Team

If it is necessary to break ties to determine the three Wild Card clubs from each conference, the following steps will be taken.

1. If the tied clubs are from the same division, apply division tiebreaker.
2. If the tied clubs are from different divisions, apply the following steps.

Two Clubs

1. Head-to-head, if applicable.
2. Best won-lost-tied percentage in games played within the conference.
3. Best won-lost-tied percentage in common games, minimum of four.
4. Best average net points in conference games.
5. Best net points in all games.
6. Strength of schedule.
7. Best net touchdowns in all games.
8. Coin toss.



LAST TIME IT HAPPENED - PLAYOFFS

TEAM

At Least 400 total yards:

By Opponent: 441, at Denver Jan. 4, 1987
(188R - 253P)

At Least 200 yards rushing:

By Patriots: 255, at Miami, Jan. 12, 1986

By Opponent: 214, at Miami, Jan. 8, 1983

At Least 300 yards rushing:

By Opponent: 318, at San Diego, Jan. 5, 1964, AFL
Championship

At Least 300 NET Yards Passing:

By Patriots: 300, vs. Buffalo, Dec. 28, 1963

By Opponent: 301, vs. Buffalo, Dec. 28, 1963

INDIVIDUAL OFFENSE

100-Yard Rushing Game:

By Patriots: Curtis Martin, vs. Pittsburgh, Jan. 5,
1997 (19-166-3)

By Opponent: Fred Taylor, at Jacksonville, Jan. 3, 1999
(33-162-1)

200-Yard Rushing Game:

By Opponent: Keith Lincoln, at San Diego, Jan. 5,
1965 (13-206)

100-Yard Receiving Game:

By Patriots: Shawn Jefferson, at Pittsburgh, Jan. 3,
1998 (9-104)

By Opponent: Antonio Freeman, vs. Green Bay, Jan.
26, 1997 (3-105-1)

Two-100 Yard Receivers in One Game:

By Patriots: Larry Garron(4-120) & Gino
Cappelletti(4-129)
vs. Buffalo, Dec. 28, 1963

250-Yard Passing Game:

By Patriots: Drew Bledsoe, at Pittsburgh, Jan. 3,
1998 (264 yds)

By Opponent: Vinny Testaverde, at Cleveland, Jan. 1,
1995 (268 yds)

300-Yard Passing Game:

By Patriots: Babe Parilli at Buffalo, Dec. 28, 1963
(300 yards)

3 Touchdown Passing Game:

By Patriots: Tony Eason at Miami, Jan. 12, 1986

By Opponent: Dan Pastorini vs. Houston, Dec. 31,
1978

INDIVIDUAL DEFENSE

Interception Return for a Touchdown:

By Patriots: Todd Collins, vs. Miami, Dec. 28, 1997
(40 yds)

By Opponent: Reggie Phillips, vs Chicago, Jan. 26,
1986, Super Bowl XX (28 yds)

Fumble Return for a Touchdown:

By Patriots: Otis Smith, vs. Jacksonville, Jan. 12,
1997 (47 yards)

Fumble Recovered in End Zone for a Touchdown:

By Patriots: Jim Bowman at Raiders, Jan. 5, 1986

Safety:

By Opponent: Rulon Jones, at Denver, Jan. 4, 1987
(sacked Tony Eason)

At least THREE Sacks:

By Patriots: Garin Veris, vs. NY Jets, Dec. 28, 1985

At least TWO Interceptions:

By Patriots: Ronnie Lippett, at LA Raiders, Jan. 5,
1986

INDIVIDUAL SPECIAL TEAMS

Blocked Punt:

By Opponent: Greg Townsend at LA Raiders, Jan. 5,
1986 (Rich Camarillo att.)

Missed Extra Point:

By Opponent: George Blair (dropped snap), vs. S.D.,
Jan. 5, 1964.

Fake Punt:

By Patriots: Pat O'Neill 21-yard pass to Corwin
Brown, Jan. 1, 1995

Blocked Field Goal Attempt:

By Patriots: Troy Barnett, at Cleveland, Jan. 1, 1995
(Matt Stover att.)

3 Field Goals in a Game:

By Patriots: Tony Franklin at N.Y. Jets, Dec. 28, 1985
(4)

By Opponent: Mike Hollis, at Jacksonville, Jan. 3,
1999 (4)

4 Field Goals in a Game:

By Patriots: Tony Franklin at N.Y. Jets, Dec. 28, 1985

By Opponent: Mike Hollis, at Jacksonville, Jan. 3,
1999

underline denotes last season



PATRIOTS INDIVIDUAL PLAYOFF RECORDS

The following records reflect on only the postseason performances by the Patriots. The Patriots have played in a total of 17 playoff games during their 38-year history.

PLAYOFF SCORING

MOST POINTS

Career—

- 39 Tony Franklin (9 Fgs, 12 PAT kicks)
- 30 Adam Vinatieri (6 Fgs, 12 PAT kicks)**
- 30 Curtis Martin (5 Rush touchdowns)
- 18 Gino Cappelletti (5 Fgs, 3 PAT kicks)
- 18 Stanley Morgan (3 Rec. touchdowns)

Game—

- 18 Curtis Martin vs. Pittsburgh, Jan. 5, 1997 (3R TDs)
- 14 Gino Cappelletti at Buffalo, Dec. 28, 1963 (4 FGs, 2 PAT kicks)
- 14 Tony Franklin at NY Jets, Dec. 28, 1985 (4 FGs, 2 PAT kicks)
- 12 Stanley Morgan at Denver, Jan. 4, 1987 (2 rec TDs)
- 12 Larry Garron at Buffalo, Dec. 28, 1963 (2 rec TDs)

MOST FGs MADE

Career—

- 9 Tony Franklin (5 games)
- 6 Adam Vinatieri (6 games)**
- 5 Gino Cappelletti (2 games)
- 2 Matt Bahr (1 game)
- John Smith (2 games)

Game—

- 4 Tony Franklin at NY Jets, Dec. 28, 1985 (33, 41, 20, 26)
- Gino Cappelletti at Buffalo, Dec. 28, 1963 (28, 12, 33, 36)
- 2 Adam Vinatieri, at Pittsburgh, Jan. 4, 1998 (31, 46)**
- Adam Vinatieri, vs. Jacksonville, Jan. 12, 1997 (29, 20)**
- Matt Bahr at Cleveland, Jan. 1, 1995 (23, 33)
- Tony Franklin at LA Raiders., Jan. 5, 1986 (45, 32)
- John Smith at Miami, Jan. 8, 1983 (23, 42)

MOST FGs ATTEMPTED

Career—

- 11 Tony Franklin (5 games)
- 9 Adam Vinatieri (6 games)**
- 6 Gino Cappelletti (2 games)
- 3 John Smith (2 games)
- 2 Matt Bahr (1 game)

Game—

- 5 Tony Franklin at NY Jets, Dec. 28, 1985 (33, 41, 20, 41wl, 26)
- Gino Cappelletti at Buffalo, Dec. 28, 1963 (28, 12, 33, 36, 45s)
- 3 Adam Vinatieri, vs. Miami, Dec. 28, 1997 (48wl, 47 wr, 22G)**
- Adam Vinatieri, vs. Jacksonville, Jan. 12, 1997 (29G, 20G, 46n)**
- 2 Accomplished five times, Most Recent:
- Adam Vinatieri, at Pittsburgh, Jan. 4, 1998 (31G, 46G)**

LONGEST FG

- 46 Adam Vinatieri, at Pittsburgh, Jan. 3, 1998**
- 45 Tony Franklin at L.A. Raiders, Jan. 5, 1986
- 42 John Smith at Miami, Jan. 8, 1983
- 41 Tony Franklin at NY Jets, Dec. 28, 1985

PLAYOFF RUSHING

MOST ATTEMPTS

Career—

- 82 Craig James (5 games)
- 49 Curtis Martin (3 games)
- 47 Tony Collins (6 games)
- 30 Sam Cunningham (2 games)
- 29 Derrick Cullors (3 games)**
- 26 Robert Weathers (3 games)

Game—

- 23 Craig James, at LA Raiders, Jan. 5, 1986
- 22 Derrick Cullors, vs. Miami, Dec. 27, 1997**
- Craig James, at Miami, Jan. 12, 1986
- Craig James, at NY Jets, Dec. 28, 1985
- 20 Sam Cunningham, at Oak., Dec. 18, 1976
- 19 Curtis Martin, vs. Jacksonville, Jan. 12, 1997
- Curtis Martin, vs. Pittsburgh, Jan. 5, 1997
- Larry Garron, at Buffalo, Dec. 28, 1963

MOST YARDAGE

Career—

- 290 Craig James (5 games)
- 267 Curtis Martin (3 games)
- 200 Tony Collins (6 games)
- 110 Sam Cunningham (2 games)
- 108 Robert Weathers (3 games)

Game—

- 166 Curtis Martin, vs. Pittsburgh, Jan. 5, 1997
- 105 Craig James, at Miami, Jan. 12, 1986
- 104 Craig James, at L.A. Raiders, Jan. 5, 1986
- 87 Robert Weathers, at Miami, Jan. 12, 1986
- 86 Derrick Cullors, vs. Miami, Dec. 28, 1997**

LONGEST RUN FROM SCRIMMAGE

- 781 Curtis Martin, vs. Pittsburgh, Jan. 5, 1997
- 45 Robert Weathers at Miami, Jan. 12, 1986
- 231 Curtis Martin, vs. Pittsburgh, Jan. 5, 1997
- 23 Tony Collins at Denver, Jan. 4, 1987
- 22 Sam Cunningham at Oak., Dec. 18, 1976
- Mosi Tatupu at Miami, Jan. 12, 1986

TDs RUSHING

Career—

- 5 Curtis Martin (3 games)
- 1 Robert Edwards (1 game)**
- Craig James (4 games)
- Mosi Tatupu (how many games)
- Andy Johnson (2 games)
- Jess Philips (1 game)
- Larry Garron (2 games)

LONGEST TD (RUSHING)

- 78 Curtis Martin vs. Pittsburgh, Jan. 5, 1997
- 23 Curtis Martin vs. Pittsburgh, Jan. 5, 1997
- 18 Curtis Martin vs. Green Bay, Jan. 26, 1997



PLAYOFF PASSING

YARDS PASSING

Career—

- 1,233 **Drew Bledsoe (6 games)**
- 633 Babe Parilli (2 games)
- 571 Steve Grogan (4 game)
- 561 Tony Eason (5 game)

Game—

- 300 Babe Parilli at Buffalo Dec. 28, 1963
- 264 **Drew Bledsoe, at Pittsburgh, Jan. 3, 1998**
- 253 **Drew Bledsoe vs. Green Bay, Jan. 26, 1997**
- 235 **Drew Bledsoe at Cleveland, Jan. 1, 1995**
- 194 Tony Eason, at Denver, Jan. 4, 1987

PASSING ATTEMPTS

Career—

- 231 **Drew Bledsoe (6 games)**
- 95 Steve Grogan (4 games)
- 72 Tony Eason (5 games)
- 64 Babe Parilli (2 games)

Game—

- 50 **Drew Bledsoe at Cleveland, Jan. 1, 1995**
- 48 **Drew Bledsoe vs. Green Bay, Jan. 26, 1997**
- 44 Scott Zolak, at Jacksonville, Jan. 3, 1999
- Drew Bledsoe, at Pittsburgh, Jan. 3, 1998**
- 35 Babe Parilli at Buffalo, Dec. 28, 1963
- 32 **Drew Bledsoe, vs. Miami, Dec. 28, 1997**

PASSING COMPLETIONS

Career—

- 119 **Drew Bledsoe (6 games)**
- 48 Steve Grogan (4 games)
- 42 Tony Eason (5 games)
- 28 Babe Parilli (2 games)

Game—

- 23 **Drew Bledsoe, at Pittsburgh, Jan. 3, 1998**
- 21 Scott Zolak, at Jacksonville, Jan. 3, 1999
- Drew Bledsoe at Cleveland, Jan. 1, 1995**
- Drew Bledsoe vs. Jacksonville, Jan. 12, 1997**
- 20 Steve Grogan vs. Chicago, Jan. 26, 1986
- 16 **Drew Bledsoe, vs. Miami, Dec. 28, 1997**
- Steve Grogan at Miami, Jan. 8, 1983

COMPLETION PERCENTAGE

Career—

- 58.3 Tony Eason (5 games)
- 55.0 Tom Owen (1 game)
- 51.5 **Drew Bledsoe (6 games)**
- 50.5 Steve Grogan (4 games)

Game—

- 83.0 Tony Eason, at Miami, Jan. 12, 1986 (12-10)
- 75.0 Tony Eason, at NYJ, Dec. 28, 1986 (16-12)
- 60.6 **Drew Bledsoe, vs. Jacksonville, Jan. 12, 1997 (33-20)**
- 58.3 **Drew Bledsoe, vs. Pittsburgh, Jan. 5, 1997 (24-14)**
- 57.0 Steve Grogan, vs. Chicago, Jan. 26, 1986 (30-17)

TDs PASSING

Career—

- 7 Tony Eason (5 games)
- 5 **Drew Bledsoe (6 games)**
- 3 Steve Grogan (4 games)
- 2 Babe Parilli (2 games)

Game—

- 3 Tony Eason at Miami, Jan. 12, 1986
- 2 **Drew Bledsoe vs. Green Bay, Jan. 26, 1997**
- Tony Eason at Denver, Jan. 4, 1987
- Babe Parilli at Buf., Dec. 28, 1963
- 1 Accomplished nine times, Most Recent:
Drew Bledsoe, vs. Miami, Dec. 28, 1997

INTERCEPTIONS

Career—

- 12 **Drew Bledsoe (6 games)**
- 7 Steve Grogan (4 games)
- 2 Babe Parilli (2 games)
- 1 Tom Owen (1 game)
- 1 Tom Yewcic (2 games)
- 0 Tony Eason (5 games)

Game—

- 4 **Drew Bledsoe, vs. Green Bay, Jan. 26, 1997**
- 3 **Drew Bledsoe, at Cleveland, Jan. 1, 1995**
- 2 Accomplished four times, Most Recent:
Drew Bledsoe, at Pittsburgh, Jan. 3, 1998
- 1 Accomplished six times, Most Recent:
Scott Zolak, at Jacksonville, Jan. 3, 1999

PLAYOFF RECEPTIONS

MOST CATCHES

Career—

- 24 **Shawn Jefferson (6 games)**
- 22 **Ben Coates (7 games)**
- 21 **Terry Glenn (5 games)**
- 19 Stanley Morgan (6 games)
- 14 Keith Byars (5 games)

Game—

- 9 **Shawn Jefferson, at Pittsburgh, Jan. 3, 1998**
- 8 Russ Francis vs. Hou., Dec. 31, 1978
- 7 Stanley Morgan vs. Chi., Jan. 26, 1986
- 7 Don Hasselbeck at Mia., Jan. 8, 1983
- 6 **Ben Coates, vs. Green Bay, Jan. 26, 1996**
- Vincent Brisby, at Cleveland, Jan. 1, 1995**
- Ben Coates, at Cleveland, Jan. 1, 1995**

YARDS RECEIVING

Career—

- 321 Stanley Morgan (6 games)
- 317 **Terry Glenn (5 games)**
- 284 **Shawn Jefferson (6 games)**
- 204 **Ben Coates (7 games)**
- 197 Russ Francis (2 games)
- 181 Gino Cappelletti (2 games)

Game—

- 120 Larry Garron at Buffalo, Dec. 28, 1963 (4 Rec.)
- 109 Gino Cappelletti at Buffalo, Dec. 28, 1963 (4)
- 104 **Shawn Jefferson, at Pittsburgh, Jan. 3, 1998 (9)**
- 101 Russ Francis vs. Houston, Dec. 31, 1978 (8)
- 100 Stanley Morgan at Denver, Jan. 4, 1987 (3)
- 96 **Terry Glenn, at Pittsburgh, Jan. 3, 1998 (5)**
- Russ Francis, at Raiders, Dec. 18, 1976 (4)

TD RECEPTIONS

Career—

- 3 Stanley Morgan (6 games)
- 2 Keith Byars (5 games)
- Russ Francis (2 games)
- Larry Garron (2 games)

Game—

- 2 Larry Garron at Buffalo, 12-28-63
- Stanley Morgan at Denver, 1-4-87
- 1 Accomplished 15 times, Most Recent:
Troy Brown, vs. Miami, Dec. 28, 1997 (24-yards)

LONGEST RECEPTION

- 59t Larry Garron from Babe Parilli, at Buffalo, 12-28-63
- 53 **Terry Glenn from Drew Bledsoe, vs. Pittsburgh, 1-5-97**
- 51 Gino Cappelletti from Babe Parilli, at Buffalo, 12-28-63
- 49 Gino Cappelletti from Babe Parilli, at San Diego, 1-5-64
- 45t Stanley Morgan from Tony Eason, at Denver, 1-4-87
- 45 Art Graham from Babe Parilli, at San Diego, 1-5-6



PLAYOFF INTERCEPTIONS

MOST

Career—

- 3 Fred Marion
- 2 **Willie Clay**
Ron Lippett
Ross O'Hanley
Bob Dee
- 1 Held by many Patriots

Game—

- 2 Ron Lippett, at LA Raiders, Jan. 5, 1986
- 2 Ross O'Hanley, at Buffalo, Dec. 28, 1963
- 2 Bob Dee, at Buffalo, Dec. 28, 1963
- 1 Accomplished 15 times, Most Recent:
Steve Israel, at Pittsburgh, Jan. 3, 1998

RETURN YARDAGE

Career—

- 69 Fred Marion
- 40 Todd Collins
- 22 **Chris Slade**

Game—

- 40 Todd Collins vs. Miami, Dec. 28, 1997 (one int.)
- 26 Fred Marion at NYJ, 12-28-85 (one int.)
- 22 **Chris Slade vs. Miami, Dec. 28, 1997 (one int.)**
Fred Marion at L.A. Rai., 1-5-86 (one int.)
- 21 Fred Marion at Miami, 1-12-86 (one int.)

LONGEST INTERCEPTION RETURN

- 40 Todd Collins vs. Miami, Dec. 28, 1997 (TD)
- 22 **Chris Slade vs. Miami, Dec. 28, 1997**
Fred Marion at L.A. Rai., 1-5-86
- 21 Fred Marion at Miami, 1-12-86

PLAYOFF PUNTS

MOST PUNTS

Career—

- 36 Tom Tupa (5 games)
- 35 Rich Camarillo (6 games)
- 14 Tom Yewcic (2 games)

Game—

- 9 Rich Camarillo at Denver, Jan. 4, 1987 (50.2 avg.)
- 8 Tom Tupa, at Jacksonville, Jan. 3, 1999 (47.3)
- Tom Tupa, vs. Green Bay, Jan. 26, 1997 (45.1)
- 7 Tom Tupa, at Pittsburgh, Jan. 3, 1998 (42.0)
- Tom Tupa, vs. Miami, Dec. 28, 1997 (36.7)
- Tom Tupa vs. Pittsburgh, Jan. 5, 1997 (43.6)
- Tom Yewcic at Buffalo, Dec. 28, 1963 (32.3)
- Tom Yewcic at San Diego, 1-5-64 (47.0)

BEST PUNT AVG.

- 50.2 Rich Camarillo at Den., Jan. 4, 1987 (9 kicks)
- 47.3 Tom Tupa at Jacksonville, Jan. 3, 1999 (8)
- 46.9 Tom Yewcic at S.D., Jan. 5, 1964 (7)
- 45.1 Tom Tupa vs. Green Bay, Jan. 26, 1997 (8)
- 45.0 Rich Camarillo, at LA Raiders, Jan 5, 1986 (5)

LONGEST PUNT

- 68 Tom Yewcic at S.D., Jan. 5, 1964
- 62 Rich Camarillo vs. Chi., Jan. 26, 1986
- 60 Rich Camarillo, at Denver, Jan. 4, 1987

PLAYOFF PUNT RETURNS

MOST

Career—

- 18 David Meggett (5 games)
- 8 Irving Fryar (5 games)

Game—

- 7 David Meggett vs. Pittsburgh, Jan. 5, 1997
- 4 **Troy Brown, at Jacksonville, Jan. 3, 1999**
David Meggett vs. Green Bay, Jan. 26, 1997
- Irving Fryar, at NY Jets, Dec. 28, 1985
- 3 David Meggett, at Pittsburgh, Jan. 3, 1998
- David Meggett vs. Jacksonville, Jan. 12, 1997

YARDS

Career—

- 165 David Meggett (5 games)
- 47 Irving Fryar (5 games)
- 34 Art Graham (2 games)

Game—

- 72 David Meggett, vs. Pittsburgh, Jan. 5, 1997
- 34 Art Graham, at Buffalo, Dec. 28, 1963
- 30 David Meggett, vs. Green Bay, Jan. 26, 1997
- 29 David Meggett, vs. Jacksonville, Jan. 12, 1997
- 27 **Troy Brown, at Jacksonville, Jan. 3, 1999**

LONGEST PUNT RETURN

- 28 Art Graham, at Buffalo., 12-28-63
- 20 David Meggett, vs. Green Bay, Jan. 26, 1997
- 17 **Troy Brown, at Jacksonville, Jan. 3, 1999**
- 14 David Meggett, vs. Pittsburgh, Jan. 5, 1997

PLAYOFF KICKOFF RETURNS

MOST

Career—

- 15 Stephen Starring (5 games)
- 8 David Meggett (5 games)
- 7 **Derrick Cullors (3 games)**
Leroy Thompson (1 game)
- 4 Jess Phillips (1 game)

Game—

- 7 Stephen Starring, vs. Chicago, Jan. 26, 1986
- 6 **Derrick Cullors, at Jacksonville, Jan. 3, 1999**
- 5 David Meggett, vs. Green Bay, Jan. 26, 1997
- 4 Leroy Thompson, at Cleveland, Jan. 1, 1995
- Jess Phillips, at Oakland, Dec. 18, 1976

YARDS

Career—

- 315 Stephen Starring (5 games)
- 169 David Meggett (5 games)
- 81 **Derrick Cullors (3 games)**
Leroy Thompson (1 game)

Game—

- 153 Stephen Starring, vs. Chicago, Jan. 26, 1986
- 117 David Meggett, vs. Green Bay, Jan. 26, 1997
- 71 Leroy Thompson, at Cleveland, Jan. 1, 1995
- 68 James McAlister, vs. Houston, Dec. 31, 1978
- Raymond Clayborn, vs. Houston, Dec. 31, 1978

LONGEST KICKOFF RETURN

- 47 Raymond Clayborn vs. Hou., 12-31-78
- 37 Stephen Starring at Mia., 1-12-86
- 36 Stephen Starring, vs. Chicago, Jan. 26, 1986

40 YEARS OF PATRIOTS FOOTBALL

TEAM PLAYOFF RECORDS

MOST POINTS SCORED

31 at Miami, Jan. 12, 1986 (31-14 w)
 28 vs. Pittsburgh, Jan. 5, 1997 (28-3 w)
 27 at L.A. Raid., Jan. 5, 1986 (27-20 w)
 26 at NY Jets, Dec. 28, 1985 (26-14 w)
 at Buffalo, Dec. 28, 1963 (26-8 w)

FEWEST POINTS ALLOWED

3 vs. Miami, Dec. 28, 1997 (17-3 w)
 vs. Pittsburgh, Jan. 5, 1997 (28-3 w)
 6 vs. Jacksonville, Jan. 12, 1997 (20-6 w)
 7 at Pittsburgh, Jan. 3, 1997 (7-6 L)
 8 at Buf., Dec. 28, 1963 (26-8 w)

FIRST DOWNS

Total—

23 at Oakland Dec. 18, 1976
 21 at Miami, Jan. 12, 1986
 20 at Cleveland, Jan. 1, 1995
 17 vs. Pittsburgh, Jan. 5, 1997
 16 vs. Green Bay, Jan. 26, 1997
 at Buffalo, Dec. 28, 1963

Rushing—

15 at Miami, Jan. 12, 1986
 10 at Oakland Dec. 18, 1976
 9 vs. Pittsburgh, Jan. 5, 1997
 at LA Raiders, Jan. 5, 1986
 6 Accomplished six times,
 Most Recent:
 vs. Jacksonville, Jan. 12, 1997

Passing—

14 at Pittsburgh, Jan. 3, 1997
 at Cleveland, Jan. 1, 1995
 12 vs. Green Bay, Jan. 26, 1996
11 at Jacksonville, Jan. 3, 1999
 10 vs. Chicago, Jan. 26, 1986

Penalty—

7 at Oakland, Dec. 18, 1976
 2 vs. Pittsburgh, Jan. 5, 1996
 at Buffalo, Dec. 28, 1963
 1 Accomplished five times,
 Most Recent:
 vs. Green Bay, Jan. 26, 1996

3rd Down Efficiency—

.500 at L.A. Raiders, Jan. 5, 1986 (8/16)
 at Oakland, Dec. 18, 1976 (7/14)
 .438 at Miami, Jan. 12, 1986 (7/16)
 .461 vs. Houston, Dec. 31, 1978 (6/13)

TOTAL NET YARDS

Most—

375 at Buf., Dec. 28, 1963
 (83 Rush, 292 Pass, 70 Plays)
 346 vs. Pitt., Jan. 5, 1996
 (194 R, 152 Pa, 60 Pl)
 331 at Oak., Dec. 18, 1976
 (164 R, 167 Pa, 73 Pl)
 326 at Mia., Jan. 12, 1986
 (255 R, 71 Pa, 71 Pl)
 303 at Clev., Jan. 1, 1995
 (57R, 246Pa, 68 Pl)

NO. OF PLAYS

73 at Oak., Dec. 18, 1976
 (49 Rush, 24 Pass)
 71 at Miami, Jan. 12, 1986 (59 R, 12 P)
 70 at Buffalo, Dec. 28, 1963 (36 R, 34 P)
 68 at Clev., Jan. 1, 1995 (16 R, 51 P)
 67 at LA Raid., Jan. 5, 1986 (49 R, 15 P)

RUSHING

Attempts—

59 at Miami, Jan. 12, 1986
 49 at Oakland, Dec. 18, 1976
 at L.A. Raiders, Jan. 5, 1986
 39 at NY Jets, Dec. 28, 1985
 36 at Buffalo, Dec. 28, 1963

Yards Rushing—

255 at Miami, Jan. 12, 1986
 194 vs. Pittsburgh, Jan. 5, 1997
 164 at Oakland, Dec. 18, 1976
 156 at LA Raiders, Jan. 5, 1986
 121 at Denver, Jan. 4, 1987

Rushing TDs—

3 vs. Pittsburgh, Jan. 5, 1997
 1 Many times, Most Recent:
at Jacksonville, Jan. 3, 1999

PASSING

Attempts—

51 at Cleveland, Jan. 1, 1995
 48 vs. Green Bay, Jan. 26, 1996
44 at Jacksonville, Jan. 3, 1999
 at Pittsburgh, Jan. 3, 1997
 37 vs. San Diego, Jan. 5, 1964
 36 vs. Chicago, Jan. 26, 1986

Completions—

25 vs. Green Bay, Jan. 26, 1996
 23 at Pittsburgh, Jan. 3, 1997
 22 at Cleveland, Jan. 1, 1995
21 at Jacksonville, Jan. 3, 1999
 20 vs. Jacksonville, Jan. 12, 1996

Yards Passing—

292 at Buffalo, Dec. 28, 1983
 246 at Cleveland, Jan. 1, 1995
 244 at Pittsburgh, Jan. 3, 1997
 214 vs. Green Bay, Jan. 26, 1996
 186 at San Diego, Jan. 5, 1964
 180 vs. Houston, Dec. 31, 1978

TDs Passing—

3 at Miami, Jan. 12, 1986
 2 vs. Green Bay, Jan. 26, 1997
 at Denver, Jan. 4, 1987
 vs. Houston, Dec. 31, 1978
 at Buffalo, Dec. 28, 1963

Interceptions (Most)—

4 vs. Green Bay, Jan. 26, 1997
 3 at Cleveland, Jan. 1, 1995
 3 vs. Houston, Dec. 31, 1978

Interceptions (Fewest)—

0 Accomplished five times,
 Most Recent:
 vs. Miami, Dec. 28, 1997
 1 at Buffalo, Dec. 28, 1963.

Sacks Against—

0 at Miami, Jan. 12, 1986
 at L.A. Raiders, Jan. 5, 1986
 1 at Cleveland, Jan. 1, 1996 (10 yds)
2 at Jacksonville, Jan. 3, 1999 (13)
 at Pittsburgh, Jan. 3, 1997 (20)
 vs. Jacksonville, Jan. 12, 1997 (17)
 vs. Pittsburgh, Jan. 5, 1997 (15)

PUNTING

Most Punts For—

9 at Denver, Jan. 4, 1987 (50.2 avg.)
8 at Jacksonville, Jan. 3, 1999 (47.3)
 vs. Green Bay, Jan. 26, 1997 (45.1)
 7 at Pittsburgh, Jan. 3, 1997 (42.0)
 vs. Miami, Dec. 28, 1997 (36.7)
 vs. Pittsburgh, Jan. 5, 1997 (43.6)
 at Buffalo, Dec. 28, 1963 (32.3)
 at San Diego, Jan. 5, 1963 (47.0)

Fewest Punts For—

3 at Oak., Dec. 18, 1976 (44.0 avg.)
 4 at Clev., Jan. 1, 1995 (42.3.)
 vs. Hou., Dec. 31, 1978 (43.3)

PENALTIES

Most vs.—

10 at Oakland, Dec. 18, 1976 (83 yds)
 8 vs. Hou., Dec. 31, 1978 (92)
 7 at Pittsburgh, Jan. 3, 1997 (68)
 at Buffalo, Dec. 28, 1963 (65)
 6 at LA Raiders, Jan. 5, 1986 (45)

Fewest vs.—

1 at NY Jets, Dec. 28, 1985 (10 yds)
 at San Diego, Jan. 5, 1964 (14)
 2 vs. Green Bay, Jan. 26, 1997 (22)
 vs. Jacksonville, Jan. 12, 1997 (5)
 vs. Pittsburgh, Jan. 5, 1997 (21)

Most Yards For—

92 vs. Hou., Dec. 31, 1978 (8 pen.)
 83 at Oakland, Dec. 18, 1976 (10)
 65 at Buffalo, Dec. 28, 1963 (7)

Fewest Yards For—

5 vs. Jacksonville, Jan. 12, 1997 (2 pen.)
 10 at NY Jets, Dec. 28, 1985 (1)
 15 at Miami, Jan. 12, 1986 (2)
 18 at San Diego, Jan. 5, 1964 (1)

Sacks By—

5 vs. Green Bay, Jan. 26, 1997 (38 yds)
 at NY Jets, Dec. 28, 1985 (51)
 4 vs. Miami, Dec. 28, 1997 (21)
 vs. Houston, Dec. 31, 1978 (26)
 at Oakland, Dec. 18, 1976 (32)

DEFENSE—YARDS ALLOWED

Fewest—

162 vs. Miami, Dec. 28, 1997
 213 vs. Pittsburgh, Jan. 5, 1997
 240 at NY Jets, Dec. 28, 1985

Most—

610 at San Diego, Jan. 5, 1963
 448 vs. Miami, Jan. 8, 1983
 441 at Denver, Jan. 4, 1987

**PLAYOFF GAME-BY-GAME****1963 AFL DIVISIONAL PLAYOFFS • PATRIOTS 26, BUFFALO 8 • War Memorial Stadium****December 28, 1963 • Weather: Fair - Cold • Attendance - 33,044**

	1	2	3	4	OT	F
Boston Patriots	10	6	0	10	--	26
Buffalo Bills	0	0	8	0	--	8

TEAM	Q	PLAY	SCORE	
			Visitor	Home
Boston	1	G.Cappelletti 28 yd field goal	3	0
Boston	1	L.Garron 59 yd pass fm Parilli (Cappelletti kick)	10	0
Boston	2	G.Cappelletti 12 yd field goal	13	0
Boston	2	G.Cappelletti 33 yd field goal	16	0
Buffalo	3	E.Dubenion 93 yd pass from Lamonica (Tracey-Lamonica pass)	16	8
Boston	4	L.Garron 17 yd pass fm Parilli (Cappelletti kick)	23	8
Boston	4	G.Cappelletti 36 yd field goal	26	8

FINAL INDIVIDUAL STATISTICS

RUSHING	NO	YDS	AVG	LG	TD	RUSHING	NO	YDS	AVG	LG	TD
L. Garron	19	44	2.3	9	0	C. Gilchrist	8	7	0.9	6	0
T. Neumann	1	16	16.0	16	0	G. Bass	2	4	2.0	2	0
R. Burton	8	12	1.5	15	0	J. Kemp	2	-4	-2.0	0	0
H. Crump	5	9	1.8	4	0	Buffalo:	12	7	0.6	6	0
B. Lott	2	2	1.0	3	0						
V. Parilli	1	0	0.0	0	0						
Patriots:	36	83	2.3	16	0						

RECEIVING	NO	YDS	AVG	LG	TD	RECEIVING	NO	YDS	AVG	LG	TD
L. Garron	4	120	30.0	59t	2	C. Ferguson	4	47	11.8	15	0
G. Cappelletti	4	109	27.3	51	0	G. Bass	4	45	11.3	27	0
R. Burton	3	22	7.3	12	0	E. Dubenion	3	115	38.3	93t	1
A. Graham	1	22	22.0	22	0	E. Rutkowski	3	45	15.0	16	0
B. Lott	1	18	18.0	18	0	E. Warlick	3	33	11.0	13	0
J. Colclough	1	9	9.0	9	0	C. Gilchrist	1	11	11.0	11	0
Patriots:	14	300	21.4	59t	2	B. Miller	1	5	5.0	5	0
						Buffalo:	19	301	15.8	93t	1

INTERCEPTIONS	NO	YDS	AVG	LG	TD	INTERCEPTIONS	NO	YDS	AVG	LG	TD
R. O'Hanley	2	13	6.5	13	0	R. Abruzzese	1	9	9.0	9	0
B. Dee	2	0	0.0	0	0	Buffalo:	1	9	9.0	9	0
Patriots:	4	13	3.3	13	0						

PUNT RETURN	NO	YDS	AVG	LG	TD	PUNT RETURN	NO	YDS	AVG	LG	TD
A. Graham	2	34	17.0	28	0	R. Abruzzese	3	8	2.7	5	0
Patriots:	2	34	17.0	28	0	Buffalo:	3	8	2.7	5	0

KICKOFF RET.	NO	YDS	AVG	LG	TD	KICKOFF RET.	NO	YDS	AVG	LG	TD
B. Suci	2	38	19.0	23	0	E. Dubenion	5	136	27.2	62	0
Patriots:	2	38	19.0	23	0	E. Rutkowski	1	18	18.0	18	0
						J. Murdock	1	3	3.0	3	0
						Buffalo:	7	157	22.4	62	0

PASSING	A	C	YDS	PCT.	TD	I	LG	S/YD	RATING
V. Parilli	35	14	300	40.0	2	1	59t	-/-	78.3
Patriots:	35	14	300	40.0	2	1	59t	-/-	78.3

PASSING	A	C	YDS	PCT.	TD	I	LG	S/YD	RATING
Lamonica	24	9	168	37.5	1	3	93t	-/-	24.3
J. Kemp	21	10	133	47.6	0	1	27	-/-	48.3
Buffalo:	45	19	301	42.2	1	4	93t	-/-	35.5

TEAM STATISTICS	BOS	BUF
TOTAL FIRST DOWNS	16	13
By Rushing	5	0
By Passing	9	11
By Penalty	2	2
TOTAL NET YARDS	375	286
NET YARDS RUSHING	83	7
Total Rushing Plays	36	12
Avg. per Rush	2.3	0.6
NET YARDS PASSING	292	279
Gross Yards Passing	300	301
Att.-Comp.-I	35-14-1	45-19-4
Completion Pct.	40.0	42.2
PUNTS/AVERAGE	7/32.3	8/35.1
PENALTIES/YARDS	7/65	9/100
FUMBLES/BALLS LOST	0/0	3/2
FIELD GOALS	28.12.33.45.36	None

NE PATRIOTS STARTING LINEUP

WR	G. Cappelletti	DE	B. Dee
T	D. Oakes	DT	H. Antwine
G	C. Long	DT	J. Richardson
C	W. Cudzik	DE	L. Eisenhauer
G	B. Neighbors	LB	T. Addison
T	M. Graham	LB	N. Buoniconti
TE	T. Romeo	LB	J. Rudolph
WR	J. Colclough	CB	D. Felt
QB	V. Parilli	CB	B. Suci
RB	R. Burton	S	R. Hall
FB	L. Garron	S	R. O'Hanley

BUFFALO BILLS STARTING LINEUP

E	E. Warlick	DE	R. McDole
T	S. Barber	DT	J. Dunaway
G	T. Day	DT	T. Sestak
C	D. Bemiller	DE	S. Youngelman
G	B. Shaw	LB	J. Tracey
T	K. Rice	LB	H. Jacobs
E	B. Miller	LB	M. Stratton
QB	J. Kemp	CB	W. West
HB	E. Dubenion	CB	B. Edgeroso
HB	G. Bass	S	G. Saimes
HB	C. Gilchrist	S	R. Abruzzese

GAME NOTES

- The Patriots held Buffalo to only seven yards rushing on 12 attempts (0.6 average). It ranks as the lowest rushing output by a Patriots playoff opponent.
- K Gino Cappelletti converted four of five field goal attempts against the Bills. Each are Patriot single-game playoff records (tied with Tony Franklin).
- The game marked the only time in team playoff history that two receivers gained over 100 yards in one playoff game for the Patriots. Larry Garron caught four passes for 120 yards and Gino Cappelletti caught four passes for 109 yards.



1963 AFL CHAMPIONSHIP GAME • SAN DIEGO 51, PATRIOTS 10 • Balboa Stadium

January 5, 1964 • Weather: 71 degrees; wind NW 11 mph • Attendance - 30,127

	1	2	3	4	OT	F
Boston Patriots	7	3	0	0	--	10
San Diego	21	10	7	13	--	51

TEAM	Q	PLAY	SCORE
			Visitor Home
SD	1	T.Rote 2 yd run (Blair kick)	0 7
SD	1	K.Lincoln 67 yd run (Blair kick)	0 14
Boston	1	L.Garron 7 yd run (Cappelletti kick)	7 14
SD	1	P.Lowe 58 yd run (Blair kick)	7 21
SD	2	G.Blair 11 yd field goal	7 24
Boston	2	G.Cappelletti 15 yd field goal	10 24
SD	2	D.Norton 14 yd pass fm Rote (Blair kick)	10 31
SD	3	L.Alworth 48 yd pass fm Rote (Blair kick)	10 38
SD	4	K.Lincoln 25 yd pass fm Hadl (pass failed)	10 44
SD	4	J.Hadl 1 yd run (Blair kick)	10 51

TEAM STATISTICS	BOS	SD
TOTAL FIRST DOWNS	14	21
By Rushing	6	11
By Passing	8	9
By Penalty	0	1
TOTAL NET YARDS	262	610
Total Offensive Plays	59	60
NET YARDS RUSHING	75	318
Total Rushing Plays	16	32
Avg. per Rush	4.7	9.9
NET YARDS PASSING	186	292
Gross Yards Passing	228	305
Att.-Comp.-I	37-17-2	26-17-0
Completion Pct.	45.9	65.4
PUNTS/AVERAGE	7/47	2/44
PENALTIES/YARDS	1/18	6/30
FUMBLES/BALLS LOST	1/0	1/1
FIELD GOALS	15	11

FINAL INDIVIDUAL STATISTICS

RUSHING	NO	YDS	AVG	LG	TD	RUSHING	NO	YDS	AVG	LG	TD
H. Crump	7	18	2.6	6	0	K. Lincoln	13	206	15.8	67	1
L. Garron	3	15	5.0	7	1	P. Lowe	12	94	7.8	58	1
B. Lott	3	15	5.0	6	0	T. Rote	4	15	3.8	10	1
T. Yewcic	1	14	14.0	14	0	G. McDougall	1	2	2.0	2	0
V. Parilli	1	10	10.0	10	0	J. Hadl	1	1	1.0	1	1
R. Burton	1	3	3.0	3	0	B. Jackson	1	0	0.0	0	0
Patriots:	16	75	4.7	14	1	San Diego:	32	318	9.9	6	4

RECEIVING	NO	YDS	AVG	LG	TD	RECEIVING	NO	YDS	AVG	LG	TD
R. Burton	4	12	3.0	8	0	K. Lincoln	7	123	17.6	32	1
J. Colclough	3	26	8.7	10	0	L. Alworth	4	77	19.3	48	1
G. Cappelletti	2	72	36.0	49	0	J. MacKinnon	2	53	26.5	33	0
A. Graham	2	68	34.0	45	0	D. Norton	2	44	22.0	30	1
H. Crump	2	28	14.0	28	0	D. Kocourek	1	5	5.0	5	0
B. Lott	2	16	8.0	11	0	G. McDougall	1	4	4.0	4	0
L. Garron	2	6	3.0	5	0	San Diego:	17	306	18.0	48	3
Patriots:	17	222	13.1	49	0						

INTERCEPTIONS	NO	YDS	AVG	LG	TD	INTERCEPTIONS	NO	YDS	AVG	LG	TD
Patriots:	0	0	0.0	0	0	B. Mitinger	1	5	5.0	5	0
						P. Maguire	1	10	10.0	10	0
						San Diego:	2	15	7.5	10	0

PUNT RETURN	NO	YDS	AVG	LG	TD	PUNT RETURN	NO	YDS	AVG	LG	TD
None						None					

KICKOFF RET.	NO	YDS	AVG	LG	TD	KICKOFF RET.	NO	YDS	AVG	LG	TD
L. Garron	2	32	16.0	17	0	L. Alworth	2	47	23.5	28	0
H. Crump	2	31	15.5	22	0	P. Lowe	1	23	23.0	23	0
R. Burton	2	27	13.5	18	0	San Diego:	0	0	18.0	62	0
B. Suci	1	18	18.0	18	0						
T. Romeo	1	9	9.0	9	0						
B. Yates	1	5	5.0	5	0						
Patriots:	9	122	13.6	23	0						

PASSING	A	C	YDS	PCT.	TD	I	LG	S/YD	RATING
Parilli	29	14	189	48.2	0	1	45	-/-	55.1
Yewcic	8	3	39	37.5	0	1	23	-/-	39.6
Patriots:	37	17	228	45.9	0	2	45	-/-	43.5

PASSING	A	C	YDS	PCT.	TD	I	LG	S/YD	RATING
Rote	15	10	173	66.6	2	0	48	-/-	150.1
Hadl	10	6	112	60.0	1	0	33	-/-	132.1
Lincoln	1	1	20	100.0	0	0	20	-/-	118.8
San Diego:	25	16	305	64.0	3	0	48	-/-	146.3

NE PATRIOTS STARTING LINEUP

WR	G. Cappelletti	DE	B. Dee
T	D. Oakes	DT	H. Antwine
G	C. Long	DT	J. Richardson
C	W. Cudzik	DE	L. Eisenhauer
G	B. Neighbors	LB	T. Addison
T	M. Graham	LB	N. Buoniconti
TE	T. Romeo	LB	J. Rudolph
WR	J. Colclough	CB	D. Felt
QB	V. Parilli	CB	B. Suci
RB	R. Burton	S	R. Hall
FB	L. Garron	S	R. O'Hanley

SAN DIEGO CHARGERS STARTING LINEUP

WR	D. Norton	DE	E. Faison
T	E. Wright	DT	H. Schmidt
G	S. DeLuca	DT	G. Gross
C	D. Rogers	DE	B. Patrick
G	P. Shea	LB	E. Karas
T	R. Mix	LB	C. Allen
TE	D. Kocourek	LB	P. Maguire
WR	L. Alworth	CB	B. Whitehead
QB	T. Rote	CB	D. Harris
RB	K. Lincoln	S	G. Blair
FB	P. Lowe	S	G. Glick

GAME NOTES

- This was the first of three championship games involving the Patriots. (Super Bowls XX following the 1985 season and XXXI following 1996.)
- The 610 yards yielded by the Patriots defense still ranks as the highest total ever given up by the Patriots.
- The Patriots committed only one penalty versus the Chargers. It is the lowest single game total in team playoff history (tied with Dec. 28, 1985 at NY Jets).



40 YEARS OF PATRIOTS FOOTBALL



1976 AFC DIVISIONAL PLAYOFFS • OAKLAND 24, PATRIOTS 21 • Oakland-Alameda County Coliseum

December 18, 1976 • Weather: 58 degrees; wind WNW 8 mph • Attendance - 53,045

	1	2	3	4	OT	F
New England Patriots	7	0	14	0	--	21
Oakland Raiders	3	7	0	14	--	24

TEAM	Q	PLAY	SCORE	
			Visitor	Home
NE	1	A. Johnson 1 yd run (Smith kick)	7	0
Oakland	1	E.Mann 40 yd field goal	7	3
Oakland	2	F.Biletznikoff 31 yd pass from Stabler (Mann kick)	7	10
NE	3	R.Francis 26 yd pass from Grogan (Smith kick)	14	10
NE	3	J. Phillips 3 yd run (Smith kick)	21	10
Oakland	4	M.van Eeghen 1 yd run (Mann kick)	21	17
Oakland	4	K.Stabler 1 yd (Mann kick)	21	24

FINAL INDIVIDUAL STATISTICS

RUSHING	NO	YDS	AVG	LG	TD	RUSHING	NO	YDS	AVG	LG	TD
S. Cunningham	20	68	3.4	22	0	M. van Eeghen	11	39	3.5	6	1
S. Grogan	7	35	5.0	10	0	C. Davis	7	29	4.1	9	0
A. Johnson	14	32	2.3	8	1	P. Banaszak	4	8	2.0	5	0
D. Calhoun	5	17	3.4	7	0	C. Garrett	1	4	4.0	4	0
J. Phillips	3	12	4.0	6	1	K. Stabler	1	1	1.0	11	1
Patriots:	49	164	3.3	22	2	Oakland:	24	81	3.4	9	2

RECEIVING	NO	YDS	AVG	LG	TD	RECEIVING	NO	YDS	AVG	LG	TD
R. Francis	4	96	24.0	40	1	F. Biletznikoff	9	137	15.2	31t	1
D. Stingley	2	36	18.0	24	0	D. Casper	4	47	11.8	21	0
S. Cunningham	2	14	7.0	7	0	C. Branch	3	32	10.7	17	0
A. Johnson	2	13	6.5	9	0	M. van Eeghen	1	8	8.0	8	0
M. Briscoe	1	7	7.0	7	0	C. Davis	1	5	5.0	5	0
A. Chandler	1	1	1.0	1	0	C. Garrett	1	4	4.0	4	0
Patriots:	12	167	13.9	40	1	Oakland:	19	233	12.3	31t	1

INTERCEPTIONS	NO	YDS	AVG	LG	TD	INTERCEPTIONS	NO	YDS	AVG	LG	TD
Patriots:	0	0	0.0	0	0	S. Thomas	1	18	18.0	18	0
						M. Johnson	1	0	0.0	0	0
						Oakland:	2	18	9.0	18	0

PUNTING	NO	YDS	AVG	In20	LG	PUNTING	NO	YDS	AVG	In20	LG
M. Patrick	3	132	44.0	1	51	R. Guy	5	189	37.8	2	48

PUNT RETURN	NO	FC	YDS	AVG	LG	TD	PUNT RETURN	NO	FC	YDS	AVG	LG	TD
M. Haynes	1	1	13	13.0	13	0	N. Colzie	3	0	53	17.7	24	0
Patriots:	1	1	13	13.0	13	0	Oakland:	3	0	53	17.7	24	0

KICKOFF RET.	NO	YDS	AVG	LG	TD	KICKOFF RET.	NO	YDS	AVG	LG	TD
J. Phillips	4	67	16.8	22	0	C. Garrett	4	119	29.8	41	0
G. Webster	1	0	0.0	0	0	Oakland:	4	119	29.8	41	0
Patriots:	5	67	13.4	23	0						

PASSING	A	C	YDS	PCT.	TD	I	LG	S/YD	RATING
S. Grogan	23	12	167	52.2	1	1	40	0/0	72.2
R. Francis	1	0	0	0.0	0	1	0	0/0	39.6
Patriots:	24	12	167	50.0	1	2	40	0/0	51.9

PASSING	A	C	YDS	PCT.	TD	I	LG	S/YD	RATING
K. Stabler	32	19	233	59.4	1	0	31t	4/32	92.3
Oakland:	32	19	233	59.4	1	0	31t	4/32	92.3

TEAM STATISTICS	NE	OAK
TOTAL FIRST DOWNS	23	20
By Rushing	10	5
By Passing	6	13
By Penalty	7	2
Third Down: Md/Att.	7/14	6/12
Third Down: Eff.	50%	50%
TOTAL NET YARDS	331	282
Total Offensive Plays	73	70
Average Per Play	4.5	4.0
NET YARDS RUSHING	164	81
Total Rushing Plays	49	24
Avg. per Rush	3.3	3.8
NET YARDS PASSING	167	201
Gross Yards Passing	167	233
Att.-Comp.-I	24-12-2	32-19-0
Completion Pct.	50.0	59.4
PUNTS/AVERAGE	3/44.0	5/37.8
PENALTIES/YARDS	10/83	11/93
FUMBLES/BALLS LOST	1/1	1/1
FIELD GOALS	50	40

NE PATRIOTS STARTING LINEUP

WR R. Vataha	DE M. Lunsford
T L. Gray	NT R. Hamilton
G J. Hannah	DE J. Adams
C B. Lenkaitis	LB S. Zabel
G S. Adams	LB S. Hunt
T B. McKay	LB S. Nelson
TE R. Francis	LB P. Barnes
WR D. Stingley	CB B. Howard
QB S. Grogan	CB M. Haynes
RB A. Johnson	S P. McCray
FB S. Cunningham	S T. Fox

OAKLAND RAIDERS STARTING LINEUP

WR C. Branch	DE J. Mutuszak
T A. Shell	NT D. Rowe
G G. Upshaw	DE O. Sistrunk
C D. Dalby	LB P. Villapiano
G G. Buehler	LB W. Hall
T J. Vella	LB M. Johnson
TE D. Casper	LB T. Hendricks
WR F. Biletznikoff	CB S. Thomas
QB K. Stabler	CB W. Brown
RB C. Davis	S G. Atkinson
FB M. Van Eeghen	S J. Tatum

GAME NOTES

• The game was marred by a controversial roughing the passer call on NT Ray Hamilton. The Patriots had seemingly stopped the Raiders when a Ken Stabler pass on a 3rd and 18 fell incomplete. However, penalty flags were thrown and the Raiders had a first and ten at the Patriot 13. Five plays later Stabler rolled around left end for the winning score.

• The Patriots finished the season 11-3, rebounding from a 3-11 record in 1975.



40 YEARS OF PATRIOTS FOOTBALL



1978 AFC DIVISIONAL PLAYOFF • HOUSTON 31, PATRIOTS 14 • Foxboro Stadium

December 31, 1978 • Weather: 39 degrees; wind SSE 7 mph • Attendance - 60,881

	1	2	3	4	OT	F
Houston Oilers	0	21	3	7		31
New England Patriots	0	0	7	7		14

TEAM	Q	PLAY	SCORE Visitor	Home
Houston	2	K.Burrough 71 yd pass from Pastorini (Fritsch kick)	7	0
Houston	2	M.Barber 19 yd pass from Pastorini (Fritsch kick)	14	0
Houston	2	M.Barber 13 yd pass from Pastorini (Fritsch kick)	21	0
Houston	3	T.Fritsch 30 yd field goal	24	0
NE	3	H.Jackson 24 yd pass from Johnson (Smith kick)	24	7
NE	4	R.Francis 24 yd pass from Owen (Smith kick)	24	14
Houston	4	E.Campbell 2 yd run (Fritsch kick)	31	14

FINAL INDIVIDUAL STATISTICS

RUSHING	NO	YDS	AVG	LG	TD	RUSHING	NO	YDS	AVG	LG	TD
S. Cunningham	10	42	4.2	8	0	E. Campbell	27	118	4.4	35	1
S. Grogan	1	16	16.0	16	0	T. Wilson	14	26	1.9	8	0
A. Johnson	6	14	2.3	4	0	R. Coleman	7	19	2.7	12	0
H. Ivory	3	11	3.7	6	0	B. Duncan	2	7	3.5	5	0
Patriots:	20	83	4.2	16	0	L. Poole	3	7	2.3	4	0
						G. Nielson	1	-3	-3.0	-3	0
						Houston:	54	174	3.2	35	1

RECEIVING	NO	YDS	AVG	LG	TD	RECEIVING	NO	YDS	AVG	LG	TD
R. Francis	8	101	12.6	24t	1	M. Barber	5	83	16.6	22	2
S. Cunningham	3	28	9.3	15	0	K. Burrough	3	91	30.3	71t	1
S. Morgan	2	37	18.5	19	0	R. Caster	2	12	6.0	7	0
A. Johnson	2	16	8.0	11	0	E. Campbell	1	10	10.0	10	0
H. Jackson	1	24	24.0	24t	1	R. Woods	1	4	4.0	4	0
Patriots:	16	206	12.9	24t	2	Houston:	12	200	16.7	71t	3

INTERCEPTIONS	NO	YDS	AVG	LG	TD	INTERCEPTIONS	NO	YDS	AVG	LG	TD
T. Fox	1	0	0.0	0	0	M. Reinfeldt	2	27	13.5	27	0
Patriots:	1	0	0.0	0	0	G. Bingham	1	19	19.0	19	0
						Houston:	3	46	15.3	27	0

PUNTING	NO	YDS	AVG	In20	LG	PUNTING	NO	YDS	AVG	In20	LG
J. Wilson	4	173	43.3	1	55	C. Parsley	5	174	34.8	0	47

PUNT RETURN	NO	FC	YDS	AVG	LG	TD	PUNT RETURN	NO	FC	YDS	AVG	LG	TD
S. Morgan	2	1	6	3.0	6	0	K. Knoff	2	0	7	3.5	7	0
M. Haynes	1	0	0	0.0	0	0	R. Woods	1	0	-1	-1.0	-1	0
Patriots:	3	1	6	2.0	6	0	Houston:	3	0	6	2.0	7	0

KICKOFF RET.	NO	YDS	AVG	LG	TD	KICKOFF RET.	NO	YDS	AVG	LG	TD
J. McAlister	3	68	22.7	28	0	J. Dirben	2	37	18.5	22	0
R. Clayborn	2	68	34.0	47	0	R. Woods	1	16	16.0	16	0
Patriots:	5	136	27.2	47	0	Houston:	3	53	17.7	22	0

PASSING	A	C	YDS	PCT.	TD	I	LG	S/YD	RATING
T. Owen	22	12	144	54.5	1	1	24t	3/23	71.0
S. Grogan	12	3	38	25.0	0	2	18	1/3	39.6
A. Johnson	1	1	24	100.0	1	0	24t	0/0	118.8
Patriots:	35	16	206	45.7	2	3	24t	4/26	48.0

PASSING	A	C	YDS	PCT.	TD	I	LG	S/YD	RATING
D. Pastorini	15	12	200	80.0	3	1	71t	3/30	163.2
Houston:	15	12	200	80.0	3	1	71t	3/30	163.2

TEAM STATISTICS	NE	HOU
TOTAL FIRST DOWNS	15	21
By Rushing	6	11
By Passing	8	8
By Penalty	1	2
Third Down: Md/Att.	6/13	11/17
Third Down: Eff.	46%	65%
TOTAL NET YARDS	263	344
Total Offensive Plays	59	72
Average Per Play	4.5	4.8
NET YARDS RUSHING	83	174
Total Rushing Plays	20	54
Avg. per Rush	4.2	3.2
NET YARDS PASSING	180	170
Gross Yards Passing	206	200
Att.-Comp.-I	35-16-3	15-12-1
Completion Pct.	45.7	80.0
PUNTS/AVERAGE	4/43.3	5/34.8
PENALTIES/YARDS	8/92	2/25
FUMBLES/BALLS LOST	2/0	1/0
FIELD GOALS	43	30

NE PATRIOTS STARTING LINEUP

WR S. Morgan	DE M. Lunsford
T L. Gray	NT R. Hamilton
G J. Hannah	DE R. Bishop
C B. Lenkaitis	LB S. Zabel
G S. Adams	LB S. Hunt
T S. Jordan	LB S. Nelson
TE R. Francis	LB R. Shoate
WR H. Jackson	CB R. Clayborn
QB S. Grogan	CB M. Haynes
RB A. Johnson	S T. Fox
FB S. Cunningham	S D. Beaudoin

HOUSTON OILERS STARTING LINEUP

WR K. Burrough	DE J. Young
T G. Sampson	NT C. Culp
G G. Reihner	DE E. Bethea
C C. Mauck	LB R. Brazile
G E. Fisher	LB G. Bingham
T C. Hayman	LB S. Kiner
TE M. Barber	LB T. Washington
WR R. Caster	CB G. Stenrick
QB D. Pastorini	CB W. Alexander
RB E. Campbell	S B. Currier
FB T. Wilson	S M. Reinfeldt

GAME NOTES

- This was the first home playoff game ever played by the Patriots.
- The Patriots finished the 1978 season with an 11-5 record and earned the AFC Eastern Division Championship.
- TE Russ Francis' eight catches are the second highest single game total in team play-off history. (WR Shawn Jefferson recorded nine at Pittsburgh, Jan. 3, 1998)

**1982 SUPER BOWL TOURNAMENT • MIAMI 28, PATRIOTS 13 • Orange Bowl****January 8, 1983 • Weather: 76 degrees; wind E 8 mph • Attendance - 68,842**

	1	2	3	4	OT	F
New England Patriots	0	3	3	7	--	13
Miami Dolphins	0	14	7	7	--	28

TEAM	Q	PLAY	SCORE	
			Visitor	Home
NE	2	J.Smith 23 yd field goal	3	0
Miami	2	B.Hardy 2 yd pass from Woodley (von Schamann kick)	3	7
Miami	2	T.Franklin 1 yd run (von Schamann kick)	3	14
NE	3	J.Smith 42 yd field goal	6	14
Miami	3	W.Bennett 2 yd run (von Schamann kick)	6	21
Miami	4	B.Hardy 2 yd pass from Woodley (von Schamann kick)	6	28
NE	4	D.Hasselbeck 22 yd pass from Grogan (Smith kick)	13	28

FINAL INDIVIDUAL STATISTICS

RUSHING	NO	YDS	AVG	LG	TD	RUSHING	NO	YDS	AVG	LG	TD
M. van Eeghen	9	40	4.4	9	0	A. Franklin	26	112	4.3	12	1
T. Collins	7	35	5.0	7	0	T. Nathan	12	71	5.9	16	0
M. Tatupu	1	4	4.0	4	0	D. Woodley	1	16	16.0	16	0
S. Morgan	1	-2	-2.0	-2	0	W. Bennett	5	10	2.0	3	1
Patriots:	18	77	4.3	9	0	T. Vigorito	1	5	5.0	5	0
						Miami:	45	214	4.8	16	2

RECEIVING	NO	YDS	AVG	LG	TD	RECEIVING	NO	YDS	AVG	LG	TD
D. Hasselbeck	7	87	12.4	22t	1	T. Nathan	5	68	13.6	26	0
L. Dawson	4	49	12.3	17	0	B. Hardy	3	23	7.7	19	2
T. Collins	1	17	17.0	17	0	J. Rose	2	47	23.5	35	0
K. Toler	1	16	16.0	16	0	T. Vigorito	2	40	20.0	23	0
P. Brown	1	8	8.0	8	0	J. Cefalo	2	27	13.5	16	0
A. Johnson	1	7	7.0	7	0	D. Harris	1	36	36.0	36	0
M. van Eeghen	1	5	5.0	5	0	R. Diana	1	5	5.0	5	0
Patriots:	16	189	11.8	22t	1	Miami:	16	246	15.4	36	2

INTERCEPTIONS	NO	YDS	AVG	LG	TD	INTERCEPTIONS	NO	YDS	AVG	LG	TD
Patriots:	0	0	0.0	0	0	D. McNeal	1	16	16.0	16	0
						G. Small	1	0	0.0	0	0
						F. Walker	0	9	--	9	0
						Miami:	2	25	12.5	16	0

PUNTING	NO	YDS	AVG	In20	LG	PUNTING	NO	YDS	AVG	In20	LG
R. Camarillo	5	218	43.6	1	58	T. Orosz	1	51	51.0	0	51

PUNT RETURN	NO	FC	YDS	AVG	LG	TD	PUNT RETURN	NO	FC	YDS	AVG	LG	TD
Patriots:	0	0	0	0.0	0	0	T. Vigorito	4	0	40	10.0	13	0
							Miami:	4	0	40	10.0	13	0

KICKOFF RET.	NO	YDS	AVG	LG	TD	KICKOFF RET.	NO	YDS	AVG	LG	TD
R. Smith	3	54	18.0	20	0	F. Walker	3	73	24.3	30	0
Patriots:	3	54	18.0	20	0	Miami:	3	73	24.3	30	0

PASSING	A	C	YDS	PCT.	TD	I	LG	S/YD	RATING
S. Grogan	30	16	189	53.3	1	2	22t	4/29	56.1
Patriots:	30	16	189	53.3	1	2	22t	4/29	56.1

PASSING	A	C	YDS	PCT.	TD	I	LG	S/YD	RATING
D. Woodley	19	16	246	84.2	2	0	36	2/12	161.3
Miami:	19	16	246	84.2	2	0	36	2/12	161.3

TEAM STATISTICS	NE	MIA
TOTAL FIRST DOWNS	14	27
By Rushing	6	12
By Passing	8	14
By Penalty	0	1
Third Down: Md/Att.	1/9	7/9
Third Down: Eff.	11%	78%
TOTAL NET YARDS	237	448
Total Offensive Plays	52	66
Average Per Play	4.6	6.8
NET YARDS RUSHING	77	214
Total Rushing Plays	18	45
Avg. per Rush	4.3	4.8
NET YARDS PASSING	160	234
Sacked/Yards Lost	4/29	2/12
Gross Yards Passing	189	246
Att.-Comp.-I	30-16-2	19-16-0
Completion Pct.	53.3	84.2
PUNTS/AVERAGE	5/43.6	1/51.0
PENALTIES/YARDS	4/27	2/15
FUMBLES/BALLS LOST	1/1	3/3
FIELD GOALS	23. 42	52

NE PATRIOTS STARTING LINEUP

WR S. Morgan	DE K. Sims
T B. Holloway	NT L. Williams
G J. Hannah	DE J. Adams
C P. Brock	LB L. McGrew
G R. Wooten	LB S. Nelson
T S. Jordan	LB C. Weishuhn
TE D. Hasselbeck	LB D. Blackmon
WR P. Brown	CB M. Haynes
QB S. Grogan	CB R. Clayborn
FB M. van Eeghen	S K. Lee
TE L. Dawson	S R. Sanford

MIAMI DOLPHINS STARTING LINEUP

TE R. Lee	DE K. Bokamper
T J. Giesler	NT B. Baumhower
G B. Kuechenberg	DE D. Betters
C D. Stephenson	LB B. Brudzinski
G J. Toews	LB A. Duhe
T E. Laakso	LB E. Rhone
TE B. Hardy	LB L. Gordon
WR J. Cefalo	CB G. Small
QB D. Woodley	CB D. McNeal
RB T. Vigorito	S G. Blackwood
FB T. Franklin	S L. Blackwood

GAME NOTES

- This was the first of three meetings between the Patriots and the Dolphins in the playoffs. They also met in the 1985 AFC Championship game and the 1997 Wild Card game.
- The Patriots finished the strike shortened season 5-4 and in seventh place in the AFC.



40 YEARS OF PATRIOTS FOOTBALL



1985 AFC WILD CARD • NEW ENGLAND 26, NY JETS 14 • Meadowlands Stadium December 28, 1985 • Weather: 33 degrees; wind SW 15-30 mph • Attendance - 70,958

	1	2	3	4	OT	F
New England Patriots	3	10	10	3	--	26
New York Jets	0	7	7	0	--	14

TEAM	Q	PLAY	SCORE Visitor	Home
NE	1	T.Franklin 33 yd field goal	3	0
New York	2	J.Hector 11 yd pass from O'Brien (Leahy kick)	3	7
NE	2	T.Franklin 41 yd field goal	6	7
NE	2	S.Morgan 36 yd pass from Eason (Franklin kick)	13	7
NE	3	T.Franklin 20 yd field goal	16	7
NE	3	J.Rembert 15 yd fumble return (Franklin kick)	23	7
New York	3	M.Shuler 12 yd pass from Ryan (Leahy kick)	23	14
NE	4	T.Franklin 26 yd field goal	26	14

FINAL INDIVIDUAL STATISTICS

RUSHING	NO	YDS	AVG	LG	TD	RUSHING	NO	YDS	AVG	LG	TD
C. James	22	49	2.2	12	0	F. McNeil	16	41	2.6	7	0
T. Collins	11	36	3.3	8	0	J. Hector	4	13	3.3	7	0
T. Eason	6	14	2.3	12	0	K. O'Brien	1	4	4.0	4	0
Patriots:	39	99	2.5	12	0	NY Jets:	21	58	2.8	7	0

RECEIVING	NO	YDS	AVG	LG	TD	RECEIVING	NO	YDS	AVG	LG	TD
S. Morgan	4	62	15.5	36	1	A. Toon	9	93	10.3	16	0
I. Fryar	2	47	23.5	39	0	M. Shuler	5	53	10.6	21	1
C. James	2	36	18.0	24	0	W. Walker	4	54	13.5	24	0
L. Dawson	2	20	10.0	12	0	F. McNeil	3	13	4.3	5	0
T. Collins	2	14	7.0	11	0	J. Hector	1	11	11.0	11	1
Patriots:	12	179	14.9	39	1	R. Klever	1	9	9.0	9	0
						NY Jets:	23	233	10.1	24	2

INTERCEPTIONS	NO	YDS	AVG	LG	TD	INTERCEPTIONS	NO	YDS	AVG	LG	TD
F. Marion	1	26	26.0	26	0	NY Jets:	0	0	0.0	0	0
G. Veris	1	18	18.0	18	0						
Patriots:	2	44	22.0	26	0						

PUNTING	NO	YDS	AVG	In20	LG	PUNTING	NO	YDS	AVG	In20	LG
R. Camarillo	5	200	40.0	1	54	D. Jennings	5	192	38.4	1	49

PUNT RETURN	NO	FC	YOS	AVG	LG	TD	PUNT RETURN	NO	FC	YOS	AVG	LG	TD
I. Fryar	4	0	12	3.0	8	0	K. Sohn	1	1	3	3.0	3	0
Patriots:	4	0	12	3.0	8	0	NY Jets:	1	1	3	3.0	3	0

KICKOFF RET.	NO	YDS	AVG	LG	TD	KICKOFF RET.	NO	YDS	AVG	LG	TD
S. Starring	1	19	19.0	19	0	J. Hector	6	115	19.2	33	0
C. Jones	1	11	11.0	11	0	B. Humphery	1	50	50.0	50	0
Patriots:	2	30	15.0	19	0	NY Jets:	7	165	23.6	50	0

PASSING	A	C	YDS	PCT.	TD	I	LG	S/YD	RATING
T. Eason	16	12	179	75.0	1	0	39	3/20	132.0
Patriots:	16	12	179	75.0	1	0	39	3/20	132.0

PASSING	A	C	YDS	PCT.	TD	I	LG	S/YD	RATING
K. O'Brien	17	13	149	76.5	1	1	24	2/21	97.4
P. Ryan	17	10	84	58.8	1	1	13	3/30	66.8
NY Jets:	34	23	233	67.6	2	2	24	5/51	82.1

TEAM STATISTICS	NE	NYJ
TOTAL FIRST DOWNS	12	15
By Rushing	5	3
By Passing	6	12
By Penalty	1	0
Third Down: Md/Att.	3/14	5/13
Third Down: Eff.	21%	38%
TOTAL NET YARDS	258	240
Total Offensive Plays	58	60
Average Per Play	4.4	4.0
NET YARDS RUSHING	99	58
Total Rushing Plays	39	21
Avg. per Rush	2.5	2.8
NET YARDS PASSING	159	182
Sacked/Yards Lost	3/20	5/51
Gross Yards Passing	179	233
Att.-Comp.-I	16-12-0	34-23-2
Completion Pct.	75.0	67.6
PUNTS/AVERAGE	5/40.0	5/38.4
PENALTIES/YARDS	1/10	6/48
FUMBLES/BALLS LOST	2/0	3/2
FIELD GOALS	33 41 20 41 26	None

NE PATRIOTS STARTING LINEUP

WR S. Morgan	DE G. Veris
T B. Holloway	NT L. Williams
G J. Hannah	DE J. Adams
C P. Brock	LB A. Tippet
G R. Wooten	LB S. Nelson
T S. Moore	LB L. McGrew
TE L. Dawson	LB D. Blackmon
WR I. Fryar	CB R. Lippett
QB T. Eason	CB R. Clayborn
RB T. Collins	S R. James
FB C. James	S F. Marion

NY JETS STARTING LINEUP

TE A. Toon	DE M. Gastineau
T R. McElroy	DT J. Klecko
G J. Sweeney	DT B. Bennett
C J. Fields	DE M. Lyons
G D. Alexander	LB K. Clifton
T M. Powell	LB L. Mehl
TE M. Shuler	LB B. Crable
WR W. Walker	CB J. Lynn
QB K. O'Brien	CB R. Carter
RB F. McNeil	S K. Springs
FB R. Klever	S H. Hamilton

GAME NOTES

• DE Garin Veris recorded three sacks and an interception against the Jets. His three sacks rank as the best single-game total in Patriots playoff history.

• K Tony Franklin converted four of five field goals against the Jets. Each are Patriots single-game playoff records (tied with Gino Cappelletti).



40 YEARS OF PATRIOTS FOOTBALL



1985 AFC DIVISIONAL • NEW ENGLAND 27, L.A. Raiders 20 • L.A. Coliseum

January 5, 1986 • Weather: 67 degrees; wind E 5 mph • Attendance - 88,936

	1	2	3	4	OT	F
New England Patriots	7	10	10	0	--	27
Los Angeles Raiders	3	17	0	0	--	20

TEAM	Q	PLAY	SCORE Visitor Home
NE	1	L.Dawson 13 yd pass from Eason (Franklin kick)	7 0
Los Angeles	1	C.Bahr 29 yd field goal	7 3
Los Angeles	2	J.Hester 16 yd pass from Wilson (Bahr kick)	7 10
Los Angeles	2	M.Allen 11 yd run (Bahr kick)	7 17
NE	2	C.James 2 yd run (Franklin kick)	14 17
NE	2	T.Franklin 45 yd field goal	17 17
Los Angeles	2	C.Bahr 32 yd field goal	17 20
NE	3	T.Franklin 32 yd field goal	20 20
NE	3	J.Bowman fumble rec. for TD (Franklin kick)	27 20

FINAL INDIVIDUAL STATISTICS

RUSHING	NO	YDS	AVG	LG	TD	RUSHING	NO	YDS	AVG	LG	TD
C. James	23	104	4.5	16	1	M. Allen	22	121	5.5	17	1
T. Collins	9	18	2.0	7	0	F. Hawkins	4	33	8.3	23	0
R. Weathers	9	18	2.0	5	0	M. Wilson	1	9	9.0	9	0
M. Tatupu	4	17	4.3	22	0	LA Raiders:	27	163	6.0	7	1
I. Fryar	1	3	3.0	3	0						
T. Eason	3	-4	-1.3	0	0						
Patriots:	49	156	3.2	22	1						

RECEIVING	NO	YDS	AVG	LG	TD	RECEIVING	NO	YDS	AVG	LG	TD
C. James	3	48	16.0	24	0	T. Christensen	4	78	19.5	31	0
D. Ramsey	2	34	17.0	29	0	D. Williams	3	33	11.0	14	0
S. Morgan	1	22	22.0	22	0	M. Allen	3	8	2.7	6	0
L. Dawson	1	13	13.0	13	1	J. Hester	1	16	16.0	16	1
T. Collins	1	8	8.0	8	0	LA Raiders:	11	135	12.3	31	1
Patriots:	8	125	15.6	29	1						

INTERCEPTIONS	NO	YDS	AVG	LG	TD	INTERCEPTIONS	NO	YDS	AVG	LG	TD
R. Lippett	2	1	0.5	1	0	LA Raiders:	0	0	0.0	0	0
F. Marion	1	22	22.0	22	0						
Patriots:	3	23	7.7	22	0						

PUNTING	NO	YDS	AVG	In20	LG	PUNTING	NO	YDS	AVG	In20	LG
R. Camarillo	5	225	45.0	0	50	R. Guy	2	68	34.0	1	35

PUNT RETURN	NO	FC	YDS	AVG	LG	TD	PUNT RETURN	NO	FC	YDS	AVG	LG	TD
F. Marion	0	1	0	0.0	0	0	F. Walker	4	0	36	9.0	16	0
Patriots:	0	1	0	0.0	0	0	LA Raiders:	4	0	36	9.0	16	0

KICKOFF RET.	NO	YDS	AVG	LG	TD	KICKOFF RET.	NO	YDS	AVG	LG	TD
S. Starrng	2	45	22.5	24	0	F. Walker	3	59	19.7	36	0
C. Jones	2	9	4.5	8	0	S. Seale	2	7	3.5	7	0
Patriots:	4	54	13.5	24	0	LA Raiders:	5	66	13.2	36	0

PASSING	A	C	YDS	PCT.	TD	I	LG	S/YD	RATING
T. Eason	14	7	117	50.0	1	0	29	3/27	102.4
C. James	1	1	8	100.0	0	0	8	0/0	118.8
Patriots:	15	8	125	53.3	1	0	29	3/27	103.5

PASSING	A	C	YDS	PCT.	TD	I	LG	S/YD	RATING
M. Wilson	27	11	135	40.7	1	3	31	2/11	22.9
LA Raiders:	27	11	135	40.7	1	3	31	2/11	22.9

TEAM STATISTICS	NE	LAR
TOTAL FIRST DOWNS	15	17
By Rushing	9	11
By Passing	5	6
By Penalty	1	0
Third Down: Md/Att.	8/16	3/9
Third Down: Eft.	50%	33%
TOTAL NET YARDS	254	298
Total Offensive Plays	67	56
Average Per Play	3.8	5.3
NET YARDS RUSHING	156	163
Total Rushing Plays	49	27
Avg. per Rush	3.2	6.0
NET YARDS PASSING	98	124
Sacked/Yards Lost	3/27	2/11
Gross Yards Passing	125	135
Att.-Comp.-I	15-8-0	27-11-3
Completion Pct.	53.3	40.7
PUNTS/AVERAGE	5/45.0	2/34.0
PENALTIES/YARDS	6/45	6/53
FUMBLES/BALLS LOST	3/2	5/3
FIELD GOALS	45. 32	29. 44. 32

NE PATRIOTS STARTING LINEUP

WR	S. Morgan	DE	G. Veris
T	B. Holloway	NT	L. Williams
G	J. Hannah	DE	J. Adams
C	P. Brock	LB	A. Tippet
G	R. Wooten	LB	S. Nelson
T	S. Moore	LB	L. McGrew
TE	L. Dawson	LB	D. Blackmon
WR	I. Fryar	CB	R. Lippett
QB	T. Eason	CB	R. Clayborn
RB	T. Collins	S	R. James
FB	C. James	S	F. Marion

LA RAIDERS STARTING LINEUP

TE	J. Hester	DE	H. Long
T	B. Davis	DT	B. Pickel
G	C. Hannah	DE	S. Jones
C	D. Mosebar	LB	B. Van Pelt
G	M. Marvin	LB	M. Millen
T	H. Lawrence	LB	R. McKenzie
TE	T. Christensen	LB	R. Martin
WR	D. Williams	CB	L. Hayes
QB	M. Wilson	CB	M. Haynes
RB	F. Hawkins	S	S. Toran
RB	M. Allen	S	V. McElroy

GAME NOTES

- The Patriots defense forced six turnovers, three interceptions and three fumble recoveries. New England scored 20 of its 27 points off of turnovers.
- Patriots CB Ronnie Lippett became only the third Patriot to record two interception in a single game.



1985 AFC CHAMPIONSHIP • NEW ENGLAND 31, MIAMI 14 • Orange Bowl

January 12, 1986 • Weather: 64 degrees; wind NE 7 mph • Attendance - 74,978

	1	2	3	4	OT	F
New England Patriots	3	14	7	7	--	31
Miami Dolphins	0	7	0	7	--	14

TEAM	Q	PLAY	SCORE	
			Visitor	Home
NE	1	T.Franklin 23 yd field goal	3	0
Miami	2	D.Johnson 10 yd pass from Marino (Reveiz kick)	3	7
NE	2	T.Collins 4 yd pass from Eason (Franklin kick)	10	7
NE	2	D.Ramsey 1 yd pass from Eason (Franklin kick)	17	7
NE	3	R.Weathers 2 yd pass from Eason (Franklin kick)	24	7
Miami	4	T.Nathan 10 yd pass from Marino (Reviez kick)	24	14
NE	4	M.Tatupu 1 yd run (Franklin kick)	31	14

FINAL INDIVIDUAL STATISTICS

RUSHING	NO	YDS	AVG	LG	TD	RUSHING	NO	YDS	AVG	LG	TD
C. James	22	105	4.8	13	0	J. Carter	6	56	9.3	19	0
R. Weathers	16	87	5.4	45	0	R. Davenport	3	6	2.0	3	0
T. Collins	12	61	5.1	14	0	T. Nathan	2	4	2.0	2	0
M. Tatupu	6	9	1.5	2	1	W. Bennett	1	2	2.0	2	0
T. Eason	3	-7	-2.3	-2	0	D. Marino	1	0	0.0	0	0
Patriots:	59	255	4.3	45	1	Miami:	13	68	5.2	19	0

RECEIVING	NO	YDS	AVG	LG	TD	RECEIVING	NO	YDS	AVG	LG	TD
D. Ramsey	3	18	6.0	15	1	T. Nathan	5	57	11.4	20	1
T. Collins	3	15	5.0	9	1	B. Hardy	3	52	17.3	29	0
S. Morgan	2	30	15.0	18	0	M. Duper	3	45	15.0	18	0
M. Tatupu	1	6	6.0	6	0	M. Clayton	3	41	13.7	16	0
R. Weathers	1	2	2.0	2t	1	R. Davenport	3	23	7.7	9	0
Patriots:	10	71	7.1	18	3	D. Johnson	1	10	10.0	10t	1
						N. Moore	1	10	10.0	10	0
						J. Rose	1	10	10.0	10	0
						Miami:	20	248	12.4	29	2

INTERCEPTIONS	NO	YDS	AVG	LG	TO	INTERCEPTIONS	NO	YDS	AVG	LG	TO
F. Marion	1	21	21.0	21	0	Miami:	0	0	0.0	0	0
R. Clayborn	1	0	0.0	0	0						
Patriots:	2	21	10.5	21	0						

PUNTING	NO	YDS	AVG	In20	LG	PUNTING	NO	YDS	AVG	In20	LG
R. Camarillo	5	201	40.2	2	49	R. Roby	4	165	41.3	1	49

PUNT RETURN	NO	FC	YDS	AVG	LG	TD	PUNT RETURN	NO	FC	YDS	AVG	LG	TD
R. James	2	2	2	1.0	2	0	T. Vigorito	1	1	8	8.0	8	0
Patriots:	2	2	2	1.0	2	0	Miami:	1	1	8	8.0	8	0

KICKOFF RET.	NO	YDS	AVG	LG	TD	KICKOFF RET.	NO	YDS	AVG	LG	TD
S. Starring	3	67	22.3	37	0	L. Hampton	6	91	15.2	23	0
Patriots:	3	67	22.3	37	0	Miami:	6	91	15.2	23	0

PASSING	A	C	YDS	PCT.	TD	I	LG	S/YD	RATING
T. Eason	12	10	71	83.3	3	0	18	0/0	179.5
Patriots:	12	10	71	83.3	3	0	18	0/0	179.5

PASSING	A	C	YDS	PCT.	TD	I	LG	S/YD	RATING
D. Marino	48	20	248	41.7	2	2	29	1/14	54.9
Miami:	48	20	248	41.7	2	3	29	1/14	54.9

TEAM STATISTICS	NE	MIA
TOTAL FIRST DOWNS	21	18
By Rushing	15	3
By Passing	6	15
By Penalty	0	0
Third Down: Md/Att.	7/16	3/10
Third Down: Eff.	44%	30%
TOTAL NET YARDS	326	302
Total Offensive Plays	71	62
Average Per Play	4.6	4.9
NET YARDS RUSHING	255	68
Total Rushing Plays	59	13
Avg. per Rush	4.3	5.2
NET YARDS PASSING	71	248
Sacked/Yards Lost	0/0	1/14
Gross Yards Passing	71	234
Att.-Comp.-I	12-10-0	48-20-2
Completion Pct.	83.3	41.7
PUNTS/AVERAGE	5/40.2	4/41.3
PENALTIES/YARDS	2/15	4/35
FUMBLES/BALLS LOST	2/2	5/4
FIELD GOALS	23	41

NE PATRIOTS STARTING LINEUP

WR S. Morgan	DE G. Veris
T B. Holloway	NT L. Williams
G J. Hannah	DE J. Adams
C P. Brock	LB A. Tippet
G R. Wooten	LB S. Nelson
T S. Moore	LB L. McGrew
TE L. Dawson	LB D. Blackmon
WR S. Starring	CB R. Lippett
QB T. Eason	CB R. Clayborn
RB T. Collins	S R. James
FB C. James	S F. Marion

MIAMI DOLPHINS STARTING LINEUP

TE M. Duper	DE D. Betters
T J. Giesler	DT M. Charles
G R. Foster	DE K. Bokamper
C D. Stephenson	LB B. Brudzinski
G S. Clark	LB J. Brophy
T R. Lee	LB J. Shipp
TE B. Hardy	LB H. Green
WR M. Clayton	CB P. Lankford
WR N. Moore	CB W. Judson
QB Dan Marino	S G. Blackwood
RB T. Nathan	S B. Brown

GAME NOTES

- The Patriots became the first team to ever reach the Super Bowl by winning three games on the road.
- The 31 points scored by the Patriots are a team playoff record.
- Patriots RB Craig James rushed for 105 yards on 22 carries, becoming the only Patriot to ever eclipse the 100-yard mark in consecutive games.



40 YEARS OF PATRIOTS FOOTBALL



SUPER BOWL XX • CHICAGO 46, NEW ENGLAND 10 • Superdome

January 26, 1986 • Weather: Indoors • Attendance - 73,818

	1	2	3	4	OT	F
Chicago Bears	13	10	21	2	--	46
New England Patriots	3	0	0	7	--	10

TEAM	Q	PLAY	SCORE	
			Visitor	Home
NE	1	T.Franklin 36 yd field goal	0	3
Chicago	1	K.Butler 28 yd field goal	3	3
Chicago	1	K.Butler 24 yd field goal	6	3
Chicago	1	M.Suhey 11 yd run (Butler kick)	13	3
Chicago	2	J.McMahon 2 yd run (Butler kick)	20	3
Chicago	2	K.Butler 24 yd field goal	23	3
Chicago	3	J.McMahon 1 yd run (Butler kick)	30	3
Chicago	3	R.Phillips 28 yd interception return (Butler kick)	37	3
Chicago	3	W.Perry 1 yd run (Butler kick)	44	3
NE	4	I.Fryar 8 yd pass from Grogan (Franklin kick)	44	10
Chicago	4	Safety, Grogan tackled by Waechter in end zone	46	10

FINAL INDIVIDUAL STATISTICS

RUSHING	NO	YDS	AVG	LG	TD	RUSHING	NO	YDS	AVG	LG	TD
T. Collins	3	4	1.3	3	0	W. Payton	22	61	2.8	7	0
R. Weathers	1	3	3.0	3	0	M. Suhey	11	52	4.7	11	1
S. Grogan	1	3	3.0	3	0	T. Sanders	4	15	3.8	10	0
C. James	5	1	0.2	3	0	D. Gentry	3	15	5.0	8	0
G. Hawthorne	1	-4	-4.0	-4	0	J. McMahon	5	14	2.8	7	2
Patriots:	11	7	0.6	3	0	C. Thomas	2	8	4.0	7	0
						W. Perry	1	1	1.0	11	1
						S. Fuller	1	1	1.0	1	0
						Chicago:	49	167	3.4	11	4

RECEIVING	NO	YDS	AVG	LG	TD	RECEIVING	NO	YDS	AVG	LG	TD
S. Morgan	7	70	10.0	19	0	W. Gault	4	129	32.3	60	0
S. Starring	2	39	19.5	24	0	D. Gentry	2	41	20.5	27	0
I. Fryar	2	24	12.0	16	1	K. Margerum	2	36	18.0	29	0
T. Collins	2	19	9.5	11	0	E. Moorehead	2	22	11.0	14	0
D. Ramsey	2	16	8.0	11	0	M. Suhey	1	24	24.0	24	0
C. James	1	6	6.0	6	0	C. Thomas	1	4	4.0	4	0
R. Weathers	1	3	3.0	3	0	Chicago:	12	256	21.3	60	0
Patriots:	17	177	10.4	24	1						

INTERCEPTIONS	NO	YDS	AVG	LG	TD	INTERCEPTIONS	NO	YDS	AVG	LG	TD
Patriots:	0	0	0.0	0	0	R. Phillips	1	28	28.0	28	1
						J. Morrissey	1	47	47.0	47	0
						Chicago:	2	75	37.5	47	1

PUNTING	NO	YDS	AVG	In20	LG	PUNTING	NO	YDS	AVG	In20	LG
R. Camarillo	6	263	43.8	1	62	M. Buford	4	173	43.3	1	52

PUNT RETURN	NO	FC	YDS	AVG	LG	TD	PUNT RETURN	NO	FC	YDS	AVG	LG	TD
I. Fryar	2	0	22	11.0	12	0	K. Ortego	2	1	20	10.0	12	0
Patriots:	2	0	22	11.0	12	0	Chicago:	2	1	20	10.0	12	0

KICKOFF RET.	NO	YDS	AVG	LG	TD	KICKOFF RET.	NO	YDS	AVG	LG	TD
S. Starring	7	153	21.9	36	0	W. Gault	4	49	12.3	18	0
Patriots:	7	153	21.9	36	0	Chicago:	4	49	12.3	18	0

PASSING	A	C	YDS	PCT.	TD	I	LG	S/YD	RATING
S. Grogan	30	17	177	56.7	1	2	24	4/33	57.2
T. Eason	6	0	0	0.0	0	0	0	3/28	39.6
Patriots:	36	17	177	47.2	1	2	24	7/61	48.0

PASSING	A	C	YDS	PCT.	TD	I	LG	S/YD	RATING
J. McMahon	20	12	256	60.0	0	0	60	1/3	105.4
W. Fuller	4	0	0	0.0	0	0	0	1/11	39.6
W. Perry	0	0	0	0.0	0	0	0	1/1	--
Chicago:	24	12	256	50.0	0	0	60	3/15	88.2

TEAM STATISTICS	NE	CHI
TOTAL FIRST DOWNS	12	23
By Rushing	1	13
By Passing	10	9
By Penalty	1	1
Third Down: Md/Att.	1/10	7/14
Third Down: Eff.	10%	50%
TOTAL NET YARDS	123	408
Total Offensive Plays	54	76
Average Per Play	2.3	5.4
NET YARDS RUSHING	7	167
Total Rushing Plays	11	49
Avg. per Rush	0.6	3.4
NET YARDS PASSING	116	241
Sacked/Yards Lost	7/61	3/15
Gross Yards Passing	177	256
Att.-Comp.-I	36-17-2	24-12-0
Completion Pct.	47.2	50.0
PUNTS/AVERAGE	6/43.8	4/43.3
PENALTIES/YARDS	5/35	7/40
FUMBLES/BALLS LOST	4/4	3/2
FIELD GOALS	36	28.24.24

NE PATRIOTS STARTING LINEUP

WR	S. Morgan	DE	G. Veris
T	B. Holloway	NT	L. Williams
G	J. Hannah	DE	J. Adams
C	P. Brock	LB	A. Tippet
G	R. Wooten	LB	S. Nelson
T	S. Moore	LB	L. McGrew
TE	L. Dawson	LB	D. Blackmon
WR	S. Starring	CB	R. Lippett
QB	T. Eason	CB	R. Clayborn
RB	T. Collins	S	R. James
FB	C. James	S	F. Marion

CHICAGO BEARS STARTING LINEUP

WR	W. Gault	DE	D. Hampton
T	J. Covert	DL	S. McMichael
G	M. Bortz	DL	W. Perry
C	J. Hilgenberg	DE	R. Dent
G	T. Thayer	LB	O. Wilson
T	K. VanHorne	LB	M. Singletary
TE	E. Moorehead	LB	W. Marshall
WR	D. McKinnon	CB	M. Richardson
QB	J. McMahon	CB	L. Frazier
RB	W. Payton	S	D. Duerson
FB	M. Suhey	S	G. Fencik

GAME NOTES

• This game marked the second of three championship games involving the Patriots. (1963 AFC Championship and Super Bowl XXXI following 1996)

• New England scored the quickest points in Super Bowl history when K Tony Franklin booted a 36-yard field goal 1:19 into the contest.



1986 AFC PLAYOFF • DENVER 22, NEW ENGLAND 17 • Mile High Stadium
January 4, 1987 • Weather: 65 degrees; wind S 9 mph • Attendance - 76,105

	1	2	3	4	OT	F
New England Patriots	0	10	7	0	---	17
Denver Broncos	3	7	10	2	---	22

		SCORE	
TEAM	Q	Visitor	Home
Denver	1	0	3
NE	2	7	3
Denver	2	7	10
NE	2	10	10
Denver	3	10	13
NE	3	17	13
Denver	3	17	20
Denver	4	17	22

TEAM STATISTICS	NE	DEN
TOTAL FIRST DOWNS	12	23
By Rushing	6	12
By Passing	6	9
By Penalty	0	2
Third Down: Md/Att.	2/12	5/15
Third Down: Eff.	17%	33%
TOTAL NET YARDS	271	441
Total Offensive Plays	54	75
Average Per Play	5.0	5.9
NET YARDS RUSHING	121	188
Total Rushing Plays	24	42
Avg. per Rush	5.0	4.5
NET YARDS PASSING	150	253
Sacked/Yards Lost	6/44	1/4
Gross Yards Passing	194	257
Att.-Comp.-I	24-13-0	32-13-2
Completion Pct.	51.2	40.6
PUNTS/AVERAGE	9/50.2	6/46.0
PENALTIES/YARDS	5/45	3/20
FUMBLES/BALLS LOST	1/0	0/0
FIELD GOALS	3/8	2/22

FINAL INDIVIDUAL STATISTICS

RUSHING	NO	YDS	AVG	LG	TD	RUSHING	NO	YDS	AVG	LG	TD
T. Collins	5	46	9.2	23	0	S. Winder	19	102	5.4	16	0
C. James	10	31	3.1	17	0	G. Lang	11	44	4.0	14	0
T. Eason	2	23	11.5	13	0	J. Elway	5	18	3.6	22	1
R. Dupard	5	18	3.6	8	0	K. Bell	2	12	6.0	8	0
G. Hawthorne	1	5	5.0	5	0	S. Sewell	2	8	4.0	8	0
I. Fryar	1	-2	-2.0	-2	0	G. Willhite	3	4	1.3	3	0
Patriots:	24	121	5.0	23	0	Denver:	42	188	4.5	22	1

RECEIVING	NO	YDS	AVG	LG	TD	RECEIVING	NO	YDS	AVG	LG	TD
T. Collins	4	46	11.5	20	0	V. Johnson	4	89	22.3	48	1
S. Morgan	3	100	33.3	45	2	S. Sewell	3	41	13.7	39	0
G. Baty	3	31	10.3	13	0	O. Mobley	2	69	34.5	49	0
I. Fryar	2	11	5.5	7	0	S. Watson	1	21	21.0	21	0
G. Hawthorne	1	6	6.0	6	0	B. Micho	1	20	20.0	20	0
Patriots:	13	194	14.9	45	2	S. Winder	1	16	16.0	16	0
						G. Lang	1	1	1.0	1	0
						Denver:	13	257	21.3	49	1

INTERCEPTIONS	NO	YDS	AVG	LG	TD	INTERCEPTIONS	NO	YDS	AVG	LG	TD
R. McSwain	1	2	2.0	2	0	Denver:	0	0	0.0	0	0
J. Rembert	1	0	0.0	0	0						
Patriots:	2	2	1.0	2	0						

PUNTING	NO	YDS	AVG	In20	LG	PUNTING	NO	YDS	AVG	In20	LG
R. Camarillo	9	452	50.2	0	60	M. Horan	5	245	49.0	3	54
						J. Elway	1	31	31.0	1	31
						Denver:	6	276	46.0	4	54

PUNT RETURN	NO	FC	YDS	AVG	LG	TD	PUNT RETURN	NO	FC	YDS	AVG	LG	TD
I. Fryar	2	0	13	6.5	9	0	V. Johnson	3	0	26	8.7	13	0
Patriots:	2	0	13	6.5	9	0	G. Willhite	1	1	9	9.0	9	0
							Denver:	4	1	35	8.8	13	0

KICKOFF RET.	NO	YDS	AVG	LG	TD	KICKOFF RET.	NO	YDS	AVG	LG	TD
S. Starring	2	31	15.5	21	0	K. Bell	3	63	21.0	35	0
Patriots:	2	31	15.5	21	0	G. Lang	1	21	21.0	21	0
						Denver:	4	84	21.0	35	0

PASSING	A	C	YDS	PCT.	TD	I	LG	S/YD	RATING
T. Eason	24	13	194	54.2	2	0	45	6/44	108.7
Patriots:	24	13	194	54.2	2	0	45	6/44	108.7

PASSING	A	C	YDS	PCT.	TD	I	LG	S/YD	RATING
J. Elway	32	13	257	40.6	1	2	49	1/4	53.8
Broncos:	32	13	257	40.6	1	2	49	1/4	53.8

NE PATRIOTS STARTING LINEUP

WR S. Morgan	DE G. Veris
T B. Holloway	NT T. Williams
G P. Fairchild	DE B. Williams
C P. Brock	LB A. Tippett
G R. Wooten	LB J. Rembert
T D. Haley	LB L. McGrew
TE G. Baty	LB D. Blackmon
WR I. Fryar	CB E. Gibson
QB T. Eason	CB R. Clayborn
RB T. Collins	S R. James
FB M. Tatupu	S F. Marion

DENVER BRONCOS STARTING LINEUP

WR V. Johnson	DE R. Jones
T D. Studdard	DL G. Kragen
G K. Bishop	DE A. Townsend
C B. Bryan	LB J. Ryan
G P. Howard	LB K. Mecklenburg
T K. Lanier	LB R. Hunley
TE J. Hackett	LB T. Jackson
WR S. Watson	CB L. Wright
QB J. Elway	CB M. Harden
RB S. Winder	S S. Foley
FB O. Mobley	S R. Robbins

GAME NOTES

- Patriots WR Stanley Morgan recorded three catches for 100 yards and two touchdowns. It was only the second two touchdown performance in Patriots playoff history (Larry Garron, Dec. 28, 1963).
- Patriots QB Tony Eason earned a quarterback rating of 108.7 against the Broncos. It was his fourth rating over 100.0 in his five playoff games.



40 YEARS OF PATRIOTS FOOTBALL



1994 AFC WILD CARD • CLEVELAND 20, NEW ENGLAND 13 • Cleveland Stadium

January 1, 1995 • Weather: 35 degrees; wind NW 15 mph • Attendance - 77,452

	1	2	3	4	OT	F
New England Patriots	0	10	0	3	--	13
Cleveland Browns	3	7	7	3	--	20

TEAM	Q	PLAY	Visitor	Home
Cleveland	1	M.Stover 30 yd field goal	0	3
NE	2	L.Thompson 13 yd pass from Bledsoe (Bahr kick)	7	3
Cleveland	2	M.Carrier 13 yd pass from Testaverde (Stover kick)	7	10
NE	2	M.Bahr 23 yd field goal	10	10
Cleveland	3	L.Hoard 10 yd run (Stover kick)	10	17
Cleveland	4	M.Stover 21 yd field goal	10	20
NE	4	M.Bahr 33 yd field goal	13	20

FINAL INDIVIDUAL STATISTICS

RUSHING	NO	YDS	AVG	LG	TD	RUSHING	NO	YDS	AVG	LG	TD
C. Croom	9	35	3.9	13	0	L. Hoard	17	66	3.9	10t	1
L. Thompson	4	16	4.0	8	0	E. Byner	10	30	3.0	5	0
K. Turner	1	4	4.0	4	0	V. Testaverde	5	19	3.8	9	0
D. Bledsoe	2	2	1.0	3	0	E. Metcalf	2	10	5.0	7	0
Patriots:	16	57	3.6	13	0	Cleveland:	34	125	3.7	10t	1

RECEIVING	NO	YDS	AVG	LG	TD	RECEIVING	NO	YDS	AVG	LG	TD
V. Brisby	6	83	13.8	18	0	M. Jackson	7	122	17.4	36	0
C. Coates	6	79	13.2	24	0	D. Alexander	5	69	13.8	23	0
L. Thompson	4	33	8.3	13t	1	F. Hartley	2	17	8.5	12	0
M. Timpson	2	20	10.0	13	0	E. Byner	2	16	8.0	10	0
C. Brown	1	21	21.0	21	0	M. Carrier	2	13	6.5	8	1
J. Burke	1	8	8.0	8	0	L. Hoard	1	25	25.0	25	0
K. Turner	1	7	7.0	7	0	B. Kinchen	1	6	6.0	6	0
C. Croom	1	5	5.0	5	0	Cleveland:	20	268	13.4	36	1
Patriots:	22	256	11.6	24	1						

INTERCEPTIONS	NO	YDS	AVG	LG	TD	INTERCEPTIONS	NO	YDS	AVG	LG	TD
Patriots:	0	0	0.0	0	0	E. Turner	1	28	28.0	28	0
						L. Riddick	1	16	16.0	16	0
						P. Johnson	1	3	3.0	3	0
						Cleveland:	3	47	15.7	28	0

PUNTING	NO	YDS	AVG	In20	LG	PUNTING	NO	YDS	AVG	In20	LG
P. O'Neill	4	169	42.3	3	51	T. Tupa	3	113	37.7	0	45

PUNT RETURN	NO	FCYDS	AVG	LG	TD	PUNT RETURN	NO	FCYDS	AVG	LG	TD		
T. Brown	2	0	5	2.5	5	0	E. Metcalf	1	1	1	1.0	1	0
Patriots:	2	0	5	2.5	5	0	Cleveland:	1	1	1	1.0	1	0

KICKOFF RET.	NO	YDS	AVG	LG	TD	KICKOFF RET.	NO	YDS	AVG	LG	TD
L. Thompson	4	71	17.8	24	0	E. Metcalf	2	46	23.0	27	0
R. Crittenden	1	28	28.0	28	0	B. Kinchen	1	24	24.0	24	0
C. Brown	0	0	0.0	0	0	Cleveland:	3	70	23.3	27	0
Patriots:	5	99	19.8	28	0						

PASSING	A	C	YDS	PCT.	TD	I	LG	S/YD	RATING
D. Bledsoe	50	21	235	42.0	1	3	24	1/10	38.3
P. O'Neill	1	1	21	100.0	0	0	21	0/0	118.8
Patriots:	51	22	256	43.1	1	3	24	1/10	41.0

PASSING	A	C	YDS	PCT.	TD	I	LG	S/YD	RATING
V. Testaverde	30	20	268	66.7	1	0	36	2/14	106.0
Cleveland:	30	20	268	66.7	1	0	36	2/14	106.0

TEAM STATISTICS	NE	CLE
TOTAL FIRST DOWNS	20	22
By Rushing	6	8
By Passing	14	14
By Penalty	0	0
Third Down: Md/Att.	5/14	5/12
Third Down: Eff.	36%	42%
TOTAL NET YARDS	303	379
Total Offensive Plays	68	66
Average Per Play	4.5	5.7
NET YARDS RUSHING	57	125
Total Rushing Plays	16	34
Avg. per Rush	3.6	3.7
NET YARDS PASSING	246	254
Sacked/Yards Lost	1/10	2/14
Gross Yards Passing	256	268
Att.-Comp.-I	51-22-3	30-20-0
Completion Pct.	43.1	66.6
PUNTS/AVERAGE	4/42.3	3/37.7
PENALTIES/YARDS	3/21	4/25
FUMBLES/BALLS LOST	0/0	2/1
FIELD GOALS	23/31	30/50
		49/21

NE PATRIOTS STARTING LINEUP

WR V. Brisby	DE M. Pitts
T B. Armstrong	NT R. Agnew
G B. Kratch	DE M. Jones
C M. Arthur	LB W. McGinest
G T. Rucci	LB V. Brown
T P. Harlow	LB M. Moore
TE B. Coates	LB C. Slade
WR M. Timpson	CB R. Reynolds
QB D. Bledsoe	CB M. Hurst
RB C. Croom	S H. Barnett
FB S. Gash	S M. Guyton

CLEVELAND BROWNS STARTING LINEUP

WR M. Jackson	DE R. Burnett
T T. Jones	DT B. Johnson
G D. Dawson	DL M.D. Perry
C S. Everitt	DE A. Pleasant
G B. Dahl	LB C. Banks
T O. Brown	LB P. Johnson
TE B. Kinchen	LB F. Stams
TE F. Hartley	CB A. Langham
WR D. Alexander	CB D. Griffin
QB V. Testaverde	S L. Riddick
RB E. Byner	S E. Turner

GAME NOTES

• The Patriots won their final seven games of the 1994 season to reach the playoffs for the first time since 1986.

• QB Drew Bledsoe completed 21 of 50 passes for 194 yards in his first playoff appearance.



40 YEARS OF PATRIOTS FOOTBALL



1996 AFC DIVISIONAL • NEW ENGLAND 28, PITTSBURGH 3 • Foxboro Stadium

January 5, 1997 • Weather: 46 degrees; wind E 6 mph • Attendance - 60,188

	1	2	3	4	OT	F
Pittsburgh Steelers	0	0	3	0		3
New England Patriots	14	7	0	7		28

TEAM	Q	PLAY	SCORE	
			Visitor	Home
NE	1	C.Martin 2 yd run (A.Vinatieri kick)	0	7
NE	1	K.Byars 34 yd pass from D.Bledsoe (A.Vinatieri kick)	0	14
NE	2	C.Martin 78 yd run (A.Vinatieri kick)	0	21
Pittsburgh	3	N.Johnson 29 yd Field Goal	3	21
NE	4	C.Martin 23 yd run (A.Vinatieri kick)	3	28

FINAL INDIVIDUAL STATISTICS

RUSHING	NO	YDS	AVG	LG	TD	RUSHING	NO	YDS	AVG	LG	TD
C. Martin	19	166	8.7	78t	3	J. Bettis	13	43	3.3	11	0
D. Meggett	2	18	9.0	14	0	F. McAfee	5	30	6.0	10	0
K. Byars	2	8	4.0	7	0	M. Tomczak	2	20	10.0	10	0
M. Grier	5	7	1.4	4	0	K. Stewart	4	19	4.8	10	0
S. Zolak	3	-4	-1.3	-1	0	J. Witman	3	11	3.7	14	0
D. Bledsoe	1	-1	-1.0	-1	0	Pittsburgh:	27	123	4.6	14	0
Patriots:	32	194	6.1	78t	3						

RECEIVING	NO	YDS	AVG	LG	TD	RECEIVING	NO	YDS	AVG	LG	TD
K. Byars	4	53	13.3	34t	1	A. Hastings	5	55	11.0	23	0
T. Glenn	3	69	23.0	53	0	K. Botkin	2	20	10.0	11	0
B. Coates	3	18	6.0	8	0	J. Arnold	2	16	8.0	11	0
R. Jefferson	3	18	6.0	9	0	E. Mills	2	15	7.5	8	0
C. Martin	2	9	4.5	6	0	F. McAfee	2	7	3.5	9	0
Patriots:	15	167	11.1	53	1	J. Bettis	2	-1	-0.5	2	0
						J. Witman	1	-2	-2.0	-2	0
						Pittsburgh:	16	110	6.9	23	0

INTERCEPTIONS	NO	YDS	AVG	LG	TD	INTERCEPTIONS	NO	YDS	AVG	LG	TD
W. Clay	1	14	14.0	14	0	C. Brown	1	0	0.0	0	0
L. Milloy	1	0	0.0	0	0	W. Williams	1	0	0.0	0	0
Patriots:	2	14	7.0	14	0	Pittsburgh:	2	0	0.0	0	0

PUNTING	NO	YDS	AVG	In20	LG	PUNTING	NO	YDS	AVG	In20	LG
T. Tupa	7	305	43.6	2	52	J. Miller	9	378	42.0	1	48

PUNT RETURN	NO	FC	YDS	AVG	LG	TD	PUNT RETURN	NO	FC	YDS	AVG	LG	TD
D. Meggett	7	2	72	10.3	14	0	J. Arnold	5	0	34	6.8	16	0
Patriots:	7	2	72	10.3	14	0	Pittsburgh:	5	0	34	6.8	16	0

KICKOFF RET.	NO	YDS	AVG	LG	TD	KICKOFF RET.	NO	YDS	AVG	LG	TD
T. Brown	2	54	27.0	29	0	E. Mills	5	99	19.8	36	0
Patriots:	2	54	27.0	29	0	Pittsburgh:	5	99	19.8	36	0

PASSING	A	C	YDS	PCT.	TD	I	LG	S/YO	RATING
D. Bledsoe	24	14	164	58.3	1	2	53	2/15	58.3
S. Zolak	2	1	3	50.0	0	0	3	0/0	50.0
Patriots:	26	15	167	57.7	1	2	53	2/15	57.7

PASSING	A	C	YDS	PCT.	TD	I	LG	S/YO	RATING
M. Tomczak	29	16	110	55.2	0	2	23	2/15	35.1
K. Stewart	10	0	0	0.0	0	0	0	1/5	39.6
Pittsburgh:	39	16	110	41.0	0	2	23	3/20	26.7

TEAM STATISTICS	NE	PIT
TOTAL FIRST DOWNS	17	12
By Rushing	9	7
By Passing	6	5
By Penalty	2	0
Third Down: Md/Att.	5/13	3/18
Third Down: Eff.	38%	17%
TOTAL NET YARDS	346	213
Total Offensive Plays	60	69
Average Per Play	5.8	3.1
NET YARDS RUSHING	194	123
Total Rushing Plays	32	27
Avg. per Rush	6.1	4.6
NET YARDS PASSING	152	90
Sacked/Yards Lost	2/15	3/20
Gross Yards Passing	167	110
Att.-Comp.-I	26-15-2	39-16-2
Completion Pct.	57.7	41.0
PUNTS/AVERAGE	7/43.6	9/42.0
PENALTIES/YARDS	2/21	3/15
FUMBLES/BALLS LOST	0/0	0/0
FIELD GOALS	None	29

NE PATRIOTS STARTING LINEUP

WR	S. Jefferson	DE	F. Collons
T	B. Armstrong	DL	M. Wheeler
G	W. Roberts	DL	P. Sagapolutele
C	D. Wolabaugh	DE	W. McGinest
G	T. Rucci	LB	C. Slade
T	M. Lane	LB	T. Johnson
TE	B. Coates	LB	T. Collins
WR	T. Glenn	CB	T. Law
QB	D. Bledsoe	CB	O. Smith
RB	C. Martin	S	L. Milloy
FB	K. Byars	S	W. Clay

PITTSBURGH STEELERS STARTING LINEUP

WR	C. Johnson	DE	B. Johnson
T	J. Jackson	NT	J. Steed
G	W. Wolford	DE	K. Henry
C	D. Dawson	LB	J. Gildon
G	B. Stai	LB	L. Kirkland
T	J. Strzelczyk	LB	J. Olsavsky
TE	J. Hayes	LB	C. Brown
WR	A. Hastings	CB	R. Woodson
QB	M. Tomczak	CB	W. Williams
RB	J. Bettis	S	C. Lake
FB	T. Lester	S	D. Perry

GAME NOTES

- The Patriots earned their first home play off win in team history, defeating the Steelers 28-3. The 28 points scored by the Patriots are the second highest single game total in team history.
- New England's RB Curtis Martin set a Patriots playoff record with 166 rushing yards and three rushing touchdowns.
- Patriots' QB Drew Bledsoe completed his first seven passes for 123 yards and a touchdown.



40 YEARS OF PATRIOTS FOOTBALL



1996 AFC CHAMPIONSHIP • NEW ENGLAND 20, JACKSONVILLE 6 • Foxboro Stadium

January 12, 1997 • Weather: 27 degrees; wind WNW 30 mph • Attendance - 60,190

	1	2	3	4	OT	F
Jacksonville Jaguars	0	3	3	0	--	6
New England Patriots	7	6	0	7	--	20

TEAM	Q	PLAY	SCORE	
			Visitor	Home
NE	1	C.Martin 1 yd run (A.Vinatieri kick)	0	7
Jacksonville	2	M.Hollis 32 yd Field Goal (13-62,6:03)	3	7
NE	2	A.Vinatieri 29 yd Field Goal (4-7,1:29)	3	10
NE	2	A.Vinatieri 20 yd Field Goal (9-68,1:29)	3	13
Jacksonville	3	M.Hollis 28 yd Field Goal (9-27,5:39)	6	13
NE	4	O.Smith 47 yd fumble ret. (A.Vinatieri kick)	6	20

FINAL INDIVIDUAL STATISTICS

RUSHING	NO	YDS	AVG	LG	TD	RUSHING	NO	YOS	AVG	LG	TD
C. Martin	19	59	3.1	15	1	N. Means	19	43	2.3	9	0
D. Meggett	3	9	3.0	8	0	J. Stewart	7	40	5.7	16	0
D. Bledsoe	1	4	4.0	4	0	M. Brunell	6	34	5.7	14	0
K. Byars	1	1	1.0	1	0	B. Barker	1	-16	-16.0	-16	0
Patriots:	24	73	3.0	15	1	Jacksonville:	33	101	3.1	16	0

RECEIVING	NO	YOS	AVG	LG	TD	RECEIVING	NO	YOS	AVG	LG	TD
T. Glenn	5	33	6.6	11	0	P. Mitchell	7	63	9.0	13	0
S. Jefferson	4	91	22.8	38	0	K. McCardell	6	62	10.3	15	0
K. Byars	4	16	4.0	6	0	J. Smith	3	45	15.0	22	0
C. Martin	3	18	6.0	12	0	J. Stewart	2	8	4.0	8	0
D. Meggett	3	15	5.0	9	0	D. Brown	1	10	10.0	10	0
B. Coates	1	5	5.0	5	0	R. Barlow	1	2	2.0	2	0
Patriots:	20	178	8.9	38	0	Jacksonville:	20	190	9.5	22	0

INTERCEPTIONS	NO	YDS	AVG	LG	TD	INTERCEPTIONS	NO	YDS	AVG	LG	TD
T. Bruschi	1	12	12.0	12	0	A. Beasley	1	15	15.0	15	0
W. Clay	1	0	0	0	0	Jacksonville:	1	15	15.0	15	0
Patriots:	2	12	6.0	12	0						

PUNTING	NO	YDS	AVG	In20	LG	PUNTING	NO	YDS	AVG	In20	LG
T. Tupa	6	238	39.7	3	46	B. Barker	5	182	36.4	0	43

PUNT RETURN	NO	FC	YOS	AVG	LG	TD	PUNT RETURN	NO	FC	YOS	AVG	LG	TD
D. Meggett	3	1	29	9.7	12	0	C. Hudson	4	0	15	3.8	9	0
Patriots:	3	1	29	9.7	12	0	Jacksonville:	4	0	15	3.8	9	0

KICKOFF RET.	NO	YDS	AVG	LG	TD	KICKOFF RET.	NO	YOS	AVG	LG	TD
D. Meggett	3	52	17.3	18	0	B. Brooks	4	69	17.3	27	0
Patriots:	3	52	17.3	18	0	Jacksonville:	4	69	17.3	27	0

PASSING	A	C	YOS	PCT.	TD	I	LG	S/YD	RATING
D. Bledsoe	33	20	178	60.6	0	1	38	2/17	62.4
Patriots:	33	20	178	60.6	0	1	38	2/17	62.4

PASSING	A	C	YOS	PCT.	TD	I	LG	S/YD	RATING
M. Brunell	38	20	190	52.6	0	2	22	1/2	44.8
Jacksonville:	38	20	190	52.6	0	2	22	1/2	44.8

TEAM STATISTICS	NE	JAX
TOTAL FIRST DOWNS	13	18
By Rushing	6	6
By Passing	7	12
By Penalty	0	0
Third Down: Md/Att.	2/13	5/14
Third Down: Eff.	15%	36%
TOTAL NET YARDS	234	289
Total Offensive Plays	59	72
Average Per Play	4.0	4.0
NET YARDS RUSHING	73	101
Total Rushing Plays	24	33
Avg. per Rush	3.0	3.1
NET YARDS PASSING	161	188
Sacked/Yards Lost	2/17	1/2
Gross Yards Passing	178	190
Att.-Comp.-I	33-20-1	38-20-2
Completion Pct.	60.6	52.6
PUNTS/AVERAGE	6/39.7	5/36.4
PENALTIES/YARDS	2/5	4/23
FUMBLES/BALLS LOST	2/1	3/2
FIELD GOALS	29 20.46	32.28

NE PATRIOTS STARTING LINEUP

TE	J. Burke	DE	F. Collins
T	B. Armstrong	DL	M. Wheeler
G	W. Roberts	DL	P. Sagapolutele
C	D. Wohlabaugh	DE	W. McGinest
G	T. Rucci	LB	C. Slade
T	M. Lane	LB	T. Johnson
TE	B. Coates	LB	T. Collins
FB	M. Grier	CB	T. Law
QB	D. Bledsoe	CB	O. Smith
RB	C. Martin	S	L. Milloy
FB	K. Byars	S	W. Clay

JACKSONVILLE JAGUARS STARTING LINEUP

WR	J. Smith	LE	T. Brackens
T	T. Boselli	DT	C. Simmons
G	B. Coleman	DT	P. Frase
C	D. Widell	DT	D. Davey
G	R. Tylski	DT	J. Jurkovic
T	L. Searcy	DE	J. Lageman
TE	D. Brown	LB	B. Boyer
WR	K. McCardell	LB	T. McManus
QB	M. Brunell	DB	T. Davis
RB	N. Means	DB	D. Hall
TE	P. Mitchell	DB	R. Massey

GAME NOTES

- The Patriots defense forced four Jaguar turnovers, including a James Stewart fumble which CB Otis Smith returned for the Patriots' final score.
- New England's defense limited Jaguar RB Natrone Means to only 43 yards on 19 carries. Means had gained 315 yards in his two playoff games prior to the AFC Championship game.



40 YEARS OF PATRIOTS FOOTBALL



SUPER BOWL XXXI • GREEN BAY 35, NEW ENGLAND 21 • Superdome

January 26, 1997 • Weather: Indoors • Attendance - 72,301

	1	2	3	4	OT	F
New England Patriots	14	0	7	0	--	21
Green Bay Packers	10	17	8	0	--	35

TEAM	Q	PLAY	SCORE	
			Visitor	Home
Green Bay	1	A.Rison 54 yd pass from Favre (Jacke kick)	0	7
Green Bay	1	C.Jacke 37 yd Field Goal	0	10
NE	1	K.Byars 1 yd pass from Bledsoe (Vinatieri kick)	7	10
NE	1	B.Coates 4 yd pass from Bledsoe (Vinatieri kick)	14	10
Green Bay	2	A.Freeman 81 yd pass from Favre (Jacke kick)	14	17
Green Bay	2	C.Jacke 31 yd Field Goal	14	20
Green Bay	2	B.Favre 2 yd run (C.Jacke kick)	14	27
NE	3	C.Martin 18 yd run (A.Vinatieri kick)	21	27
Green Bay	3	D.Howard 99 yd kickoff return (M.Chmura-Favre pass)	21	35

FINAL INDIVIDUAL STATISTICS

RUSHING	NO	YDS	AVG	LG	TD	RUSHING	NO	YDS	AVG	LG	TD
C. Martin	11	42	3.8	18t	1	D. Levens	14	61	4.4	12	0
D. Bledsoe	1	1	1.0	1	0	E. Bennett	17	40	2.4	10	0
D. Meggett	1	0	0	0	0	B. Favre	4	12	3.0	12	1
Patriots:	13	43	3.3	18t	1	W. Henderson	1	2	2.0	2	0
						Green Bay:	36	115	3.2	12	1

RECEIVING	NO	YDS	AVG	LG	TD	RECEIVING	NO	YDS	AVG	LG	TD
B. Coates	6	67	11.2	19	1	A. Freeman	3	105	35.0	81t	1
T. Glenn	4	62	15.5	44	0	D. Levens	3	23	7.7	14	0
K. Byars	4	42	10.5	32	1	A. Rison	2	77	38.5	54t	1
S. Jefferson	3	34	11.3	14	0	W. Henderson	2	14	7.0	8	0
C. Martin	3	28	9.3	20	0	M. Chmura	2	13	6.5	8	0
D. Meggett	3	8	2.7	5	0	K. Jackson	1	10	10.0	10	0
V. Brisby	2	12	6.0	7	0	E. Bennett	1	4	4.0	4	0
Patriots:	25	253	10.1	44	2	Green Bay:	14	246	17.6	81t	2

INTERCEPTIONS	NO	YDS	AVG	LG	TD	INTERCEPTIONS	NO	YDS	AVG	LG	TD
Patriots:	0	0	0.0	0	0	B. Williams	1	16	16.0	16	0
						M. Prior	1	8	8.0	8	0
						D. Evans	1	0	0	0	0
						C. Newsome	1	0	0	0	0
						Green Bay:	4	24	15.0	16	0

PUNTING	NO	YDS	AVG	In20	LG	PUNTING	NO	YDS	AVG	In20	LG
T. Tupa	8	361	45.1	3	53	C. Hentrich	7	299	42.7	1	58

PUNT RETURN	NO	FC	YDS	AVG	LG	TD	PUNT RETURN	NO	FC	YDS	AVG	LG	TD
D. Meggett	4	2	30	7.5	20	0	D. Howard	6	1	90	15.0	34	0
Patriots:	4	2	30	7.5	20	0	Green Bay:	6	1	90	15.0	34	0

KICKOFF RET.	NO	YDS	AVG	LG	TD	KICKOFF RET.	NO	YDS	AVG	LG	TD
D. Meggett	5	117	23.4	26	0	D. Howard	4	154	38.5	99t	1
H. Graham	1	18	18.0	18	0	Green Bay:	4	154	38.5	99t	1
Patriots:	6	135	22.5	26	0						

PASSING	A	C	YDS	PCT.	TD	I	LG	S/YD	RATING
D. Bledsoe	48	25	253	52.1	2	4	44	5/39	46.6
Patriots:	48	25	253	52.1	2	4	44	5/39	46.6

PASSING	A	C	YDS	PCT.	TD	I	LG	S/YD	RATING
B. Favre	27	14	246	51.9	2	0	81t	5/38	107.9
Green Bay:	27	14	246	51.9	2	0	81t	5/38	107.9

TEAM STATISTICS	NE	GB
TOTAL FIRST DOWNS	16	16
By Rushing	3	8
By Passing	12	6
By Penalty	1	2
Third Down: Md/Att.	4/14	3/15
Third Down: Eff.	29%	20%
TOTAL NET YARDS	257	323
Total Offensive Plays	66	68
Avg. per Play	3.9	4.8
NET YARDS RUSHING	43	115
Total Rushing Plays	13	36
Avg. per Rush	3.3	3.2
NET YARDS PASSING	214	208
Sacked/Yards Lost	5/39	5/38
Gross Yards Passing	253	246
Att.-Comp.-Int	48-25-4	27-14-0
Completion Pct.	52.1	51.9
PUNTS/AVERAGE	8/45.1	7/42.7
PENALTIES/YARDS	2/22	3/41
FUMBLES/BALLS LOST	0/0	0/0
FIELD GOALS	None	37.3147

NE PATRIOTS STARTING LINEUP

WR	S. Jefferson	DE	F. Collons
T	B. Armstrong	DL	M. Wheeler
C	W. Roberts	DL	P. Sagapolutele
G	C. D. Wohlabaugh	DE	W. McGinest
G	T. Rucci	LB	C. Slade
T	M. Lane	LB	T. Johnson
TE	B. Coates	LB	T. Collins
WR	T. Glenn	CB	T. Law
QB	D. Bledsoe	CB	O. Smith
RB	C. Martin	S	L. Milloy
FB	K. Byars	S	W. Clay

GREEN BAY PACKERS STARTING LINEUP

WR	A. Freeman	LE	R. White
T	B. Wilkerson	DT	S. Dotson
G	A. Taylor	NT	G. Brown
C	F. Winters	DE	S. Jones
G	A. Timmerman	LB	W. Simmons
T	E. Dotson	LB	R. Cox
TE	M. Chmura	LB	B. Williams
WR	A. Rison	CB	C. Newsome
QB	B. Favre	CB	D. Evans
RB	E. Bennett	S	L. Butler
RB	W. Henderson	S	E. Robinson

GAME NOTES

- This game marked the third of three championship games involving the Patriots (1963 AFC Championship and Super Bow XX following 1985)
- The two teams combined for a Super Bow record 24 points in the first quarter. (New England - 14; Green Bay - 10)
- Green Bay's Desmond Howard became the first special teams player to be awarded the Super Bowl MVP trophy.

**1997 AFC WILD CARD • NEW ENGLAND 17, MIAMI 3 • Foxboro Stadium****January 28, 1997 • Weather: 35 degrees; wind N 15 mph • Attendance - 60,041**

	1	2	3	4	OT	F
Miami	0	0	0	3	--	3
New England	0	7	10	0	--	17

		SCORE	
TEAM	Q	Visitor	Home
NE	2	0	7
NE	3	0	14
NE	3	0	17
Dolphins	4	3	17

TEAM	Q	PLAY
NE	2	T. Brown 24 yd pass from Bledsoe (Vinatieri kick)
NE	3	T. Collins 40 yd interception return (Vinatieri kick)
NE	3	A. Vinatieri 22 yd field goal
Dolphins	4	O. Mare 38 yd field goal

FINAL INDIVIDUAL STATISTICS

RUSHING						RUSHING					
NO	YDS	AVG	LG	TD		NO	YDS	AVG	LG	TD	
D. Cullors	22	86	3.9	13	0	B. Parmalee	9	22	2.4	5	0
M. Grier	6	16	2.7	10	0	K. Abdul-Jabbar	5	16	3.2	15	0
D. Bledsoe	2	4	2.0	4	0	J. McPhail	1	4	4.0	4	0
D. Meggett	1	2	2.0	2	0	D. Marino	1	2	2.0	2	0
Patriots:	31	108	3.5	13	0	S. Pritchett	1	-2	-2.0	-2	0
						Miami:	17	42	2.5	15	0

RECEIVING						RECEIVING					
NO	YDS	AVG	LG	TD		NO	YDS	AVG	LG	TD	
T. Glenn	4	57	14.3	24	0	J. McPhail	5	28	5.6	16	0
B. Coates	4	25	6.3	9	0	L. Thomas	3	62	20.7	42	0
T. Brown	2	32	16.0	24t	1	B. Parmalee	3	13	4.3	9	0
D. Meggett	2	11	5.5	14	0	O.J. McDuffie	3	6	2.0	5	0
S. Jefferson	1	7	7.0	7	0	B. Perriman	1	13	13.0	13	0
L. Purnell	1	4	4.0	4	0	C. Jordan	1	11	11.0	11	0
S. Gash	1	3	3.0	3	0	T. Drayton	1	8	8.0	8	0
D. Cullors	1	0	0	0	0	Miami:	17	141	8.3	42	0
Patriots:	16	139	8.7	24t	1						

INTERCEPTIONS						INTERCEPTIONS					
NO	YDS	AVG	LG	TD		NO	YDS	AVG	LG	TD	
T. Collins	1	40	40.0	40t	1	Miami:	0	0	0.0	0	0
C. Slade	1	22	22.0	22	0						
Patriots:	2	62	31.0	40	1						

PUNTING						PUNTING					
NO	YDS	AVG	In20	LG		NO	YDS	AVG	In20	LG	
T. Tupa	7	257	36.7	1	49	J. Kidd	7	262	37.4	1	47

PUNT RETURN							PUNT RETURN						
	NO	FC	YDS	AVG	LG	TD		NO	FC	YDS	AVG	LG	TD
D. Meggett	1	0	10	10.0	10	0	OJ McDuffie	4	2	34	0.0	12	0
T. Brown	1	2	0	0.0	0	0	T. Buckley	1	0	11	0.0	11	0
Patriots:	2	2	10	5.0	10	0	Miami:	5	2	45	9.0	12	0

KICKOFF RET.						KICKOFF RET.					
NO	YDS	AVG	LG	TD		NO	YDS	AVG	LG	TD	
D. Cullors	1	17	17.0	17	0	C. Harris	3	77	25.7	40	0
Patriots:	1	17	17.0	17	0	Miami:	3	77	25.7	40	0

PASSING	A	C	YDS	PCT.	TD	I	LG	S/YD	RATING
D. Bledsoe	32	16	139	50.0	1	0	24t	3/19	72.3
Patriots:	32	16	139	50.0	1	0	24t	3/19	72.3

PASSING	A	C	YDS	PCT.	TD	I	LG	S/YD	RATING
D. Marino	43	17	141	39.5	0	2	42	4/21	29.3
Miami:	43	17	141	39.5	0	2	42	4/21	29.3

TEAM STATISTICS		NE	MIA
TOTAL FIRST DOWNS		15	10
By Rushing		7	2
By Passing		7	6
By Penalty		1	2
Third Down: Md/Att.	7/17	5/17	
Third Down: Eff.	41%	29%	
TOTAL NET YARDS		228	162
Total Offensive Plays		66	64
Avg. per Play		3.5	2.5
NET YARDS RUSHING		108	42
Total Rushing Plays		31	17
Avg. per Rush		3.5	2.5
NET YARDS PASSING		120	120
Sacked/Yards Lost		3/19	4/21
Gross Yards Passing		139	141
Att.-Comp.-Int	32-16-0	43-17-2	
Completion Pct.		50.0	39.5
PUNTS/AVERAGE		7/36.7	7/37.4
PENALTIES/YARDS		5/31	5/21
FUMBLES/BALLS LOST		2/0	2/1
FIELD GOALS		48,47, 22	38

NE PATRIOTS STARTING LINEUP

WR	S. Jefferson	DE	C. Sullivan
T	B. Armstrong	DL	M. Wheeler
G	M. Lane	DE	H. Thomas
C	D. Wohlabaugh	DE	W. McGinest
G	T. Rucci	LB	C. Slade
T	Z. Moss	LB	T. Johnson
TE	B. Coates	LB	T. Collins
WR	T. Glenn	CB	T. Law
QB	D. Bledsoe	CB	J. Hitchcock
RB	D. Cullors	S	L. Milloy
FB	K. Byars	S	W. Clay

MIAMI DOLPHINS STARTING LINEUP

WR	L. Thomas	LE	T. Armstrong
T	R. Webb	DT	T. Bowens
G	J. Buckley	NT	D. Gardner
C	T. Ruddy	DE	J. Taylor
G	E. McIver	LB	A. Harris
T	J. Brown	LB	Z. Thomas
TE	T. Drayton	LB	D. Hollier
WR	O.J. McDuffie	CB	T. Buckley
QB	D. Marino	CB	S. Madison
RB	B. Parmalee	S	S. Wooden
RB	S. Pritchett	S	C. Jackson

GAME NOTES

- The Patriots' victory marked their third consecutive home playoff win.
- New England held the Dolphins to only three points, the lowest total in Patriots' playoff history (tied with Jan. 5, 1997, vs. Pittsburgh). They also limited Miami's offense to 162 yards, the lowest total in team playoff history.
- New England did not turn the ball over, while forcing Miami into two interceptions and a fumble. One interception was returned 40-yards for a touchdown by LB Todd Collins.



1997 AFC DIVISIONAL • PITTSBURGH 7, NEW ENGLAND 6 • Three Rivers Stadium

January 3, 1998 • Weather: 55 degrees; wind SW 12 mph • Attendance - 61,228

	1	2	3	4	OT	F
New England	0	3	0	3	--	6
Pittsburgh	7	0	0	0	--	7

TEAM	Q	PLAY	Visitor	Home
Pittsburgh	1	K. Stewart 40 yd run (Johnson kick)	0	7
NE	2	A. Vinatieri 31 yd field goal	3	7
NE	4	A. Vinatieri 46 yd field goal	6	7

TEAM STATISTICS	NE	PIT
TOTAL FIRST DOWNS	15	16
By Rushing	1	6
By Passing	14	8
By Penalty	0	2
Third Down: Md/Att.	6/15	8/18
Third Down: Eff.	40%	44%
TOTAL NET YARDS	280	279
Total Offensive Plays	65	70
Avg. per Play	4.3	4.0
NET YARDS RUSHING	36	145
Total Rushing Plays	19	37
Avg. per Rush	1.9	3.9
NET YARDS PASSING	244	134
Sacked/Yards Lost	2/20	2/0
Gross Yards Passing	264	134
Att/Comp/Int	44-23-2	31-14-1
Completion Pct.	52.3	45.2
PUNTS/AVERAGE	7/42.0	9/32.7
PENALTIES/YARDS	7/68	5/41
FUMBLES/BALLS LOST	2/2	0/0
FIELD GOALS	31/46	None

FINAL INDIVIDUAL STATISTICS

RUSHING	NO	YDS	AVG	LG	TD	RUSHING	NO	YDS	AVG	LG	TD
S. Shaw	10	22	2.2	9	0	K. Stewart	11	68	6.2	40t	1
D. Cullors	7	18	2.6	8	0	J. Bettis	25	67	2.7	14	0
D. Bledsoe	2	-4	-2.0	3	0	F. McAfee	1	10	10.0	10	0
Patriots:	19	36	1.9	9	0	Pittsburgh:	37	145	3.9	40t	1

RECEIVING	NO	YDS	AVG	LG	TD	RECEIVING	NO	YDS	AVG	LG	TD
S. Jefferson	9	104	11.6	19	0	C. Hawkins	4	28	7.0	9	0
T. Glenn	5	96	19.2	39	0	Y. Thigpen	3	54	18.0	28	0
V. Brisby	3	37	12.3	20	0	C. Johnson	3	28	9.3	10	0
K. Byars	2	1	0.5	2	0	T. Lester	2	3	1.5	3	0
S. Shaw	1	13	13.0	13	0	W. Blackwell	1	14	14.0	14	0
T. Brown	1	6	6.0	6	0	J. Bettis	1	7	7.0	7	0
S. Gash	1	6	6.0	6	0	Pittsburgh:	14	134	9.6	28	0
D. Cullors	1	1	1.0	1	0						
Patriots:	23	264	11.5	39	0						

INTERCEPTIONS	NO	YDS	AVG	LG	TD	INTERCEPTIONS	NO	YDS	AVG	LG	TD
S. Israel	1	0	0.0	0	0	C. Scott	1	27	27.0	27	0
Patriots:	1	0	0.0	0	0	L. Kirkland	1	21	21.0	21	0
						Pittsburgh:	2	48	24.0	27	0

PUNTING	NO	YDS	AVG	In20	LG	PUNTING	NO	YDS	AVG	In20	LG
T. Tupa	7	294	42.0	2	54	J. Miller	9	294	32.7	4	46

PUNT RETURN	NO	FCYDS	AVG	LG	TD	PUNT RETURN	NO	FCYDS	AVG	LG	TD		
D. Meggett	3	2	24	8.0	10	0	W. Blackwell	4	0	78	19.5	58	0
Patriots:	3	2	24	8.0	10	0	C. Hawkins	0	1	0	0.0	0	0
						Pittsburgh:	4	1	78	19.5	58	0	0

KICKOFF RET.	NO	YDS	AVG	LG	TD	KICKOFF RET.	NO	YDS	AVG	LG	TD
C. Canty	2	36	18.0	23	0	W. Blackwell	3	36	12.0	18	0
Patriots:	2	36	18.0	23	0	A. Coleman	0	8	--	8	0
						Pittsburgh:	3	44	14.7	18	0

PASSING	A	C	YDS	PCT.	TD	I	LG	S/YD	RATING
D. Bledsoe	44	23	264	52.3	0	2	39	2/20	51.7
Patriots:	44	23	264	52.3	0	2	39	2/20	51.7

PASSING	A	C	YDS	PCT.	TD	I	LG	S/YD	RATING
K. Stewart	31	14	134	45.2	0	1	28	2/0	44.3
Pittsburgh:	31	14	134	45.2	0	1	28	2/0	44.3

NE PATRIOTS STARTING LINEUP

WR S. Jefferson	DE C. Sullivan
T B. Armstrong	DL M. Wheeler
G M. Lane	DL H. Thomas
C D. Wohlabaugh	DE W. McGinest
G T. Rucci	LB C. Slade
T Z. Moss	LB T. Johnson
TE B. Coates	LB T. Collins
WR T. Glenn	CB T. Law
QB D. Bledsoe	CB J. Hitchcock
RB D. Cullors	S L. Milloy
FB S. Gash	S W. Clay

PITTSBURGH STEELERS STARTING LINEUP

WR Y. Thigpen	LE N. Harrison
T J. Jackson	DT J. Steed
G W. Wolford	DE K. Henry
C D. Dawson	LB J. Gildon
G B. Stai	LB L. Kirkland
T J. Strzelczyk	LB E. Holmes
TE M. Bruener	LB D. Jones
WR C. Johnson	CB C. Scott
QB K. Stewart	CB C. Lake
RB T. Lester	S M. Bell
RB J. Bettis	S D. Perry

GAME NOTES

- Patriots K Adam Vinatieri accounted for all the Patriots scoring, connecting on two field goals (31 and 46 yards).
- Patriots' WR Shawn Jefferson caught a team playoff record nine passes for 104 yards. Jefferson has caught a franchise record 24 passes in his six playoff games with the Patriots.

**1998 AFC WILD CARD • JACKSONVILLE 25, NEW ENGLAND 10 • Alltel Stadium****January 3, 1999 • Weather: 60 degrees; wind W 10 mph • Attendance - 71,139**

	1	2	3	4	OT	F
New England	0	0	7	3	--	10
Jacksonville	6	6	0	13	--	25

TEAM	Q	PLAY	Visitor	Home
Jacksonville	1	M. Hollis 35 yd field goal	0	3
Jacksonville	1	M. Hollis 24 yd field goal	0	6
Jacksonville	2	F. Taylor 13 yd run (two-point attempt failed)	0	12
NE	3	R. Edwards 1 yd run (Vinatieri kick)	7	12
NE	4	A. Vinatieri 27 yd field goal	10	12
Jacksonville	4	J. Smith 37 yd pass from Brunell (Hollis kick)	10	19
Jacksonville	4	M. Hollis 34 yd field goal	10	22
Jacksonville	4	M. Hollis 21 yd field goal	10	25

FINAL INDIVIDUAL STATISTICS

RUSHING	NO	YDS	AVG	LG	TD	RUSHING	NO	YDS	AVG	LG	TD
Edwards	17	28	1.6	7	1	F. Taylor	33	162	4.9	46	1
S. Shaw	1	4	4.0	4	0	M. Brunell	4	-2	-0.5	0	0
T. Carter	1	3	3.0	3	0	Jacksonville:	37	160	4.3	46	1
Patriots:	19	35	1.8	7	1						

RECEIVING	NO	YDS	AVG	LG	TD	RECEIVING	NO	YDS	AVG	LG	TD
T. Brown	4	46	11.5	21	0	K. McCardell	6	72	12.0	19	0
S. Jefferson	4	30	7.5	10	0	J. Smith	5	56	11.2	37	1
T. Simmons	3	42	14.0	16	0	P. Mitchell	1	22	22.0	22	0
R. Edwards	3	33	11.0	17	0	D. Jones	1	8	8.0	8	0
D. Cullors	2	17	8.5	13	0	D. Shelton	1	3	3.0	3	0
B. Coates	2	10	5.0	8	0	Jacksonville:	14	161	11.5	37	1
T. Carter	2	3	1.5	3	0						
L. Purnell	1	9	9.0	9	0						
Patriots:	21	190	9.0	21	0						

INTERCEPTIONS	NO	YDS	AVG	LG	TD	INTERCEPTIONS	NO	YDS	AVG	LG	TD
Patriots:	0	0	0.0	0	0	C. Hudson	1	17	17.0	17	0
						Jacksonville:	1	17	17.0	17	0

PUNTING	NO	YDS	AVG	In20	LG	PUNTING	NO	YDS	AVG	In20	LG
T. Tupa	8	378	47.3	1	58	B. Barker	6	269	44.8	1	60

PUNT RETURN	NO	FC	YDS	AVG	LG	TD	PUNT RETURN	NO	FC	YDS	AVG	LG	TD
T. Brown	4	0	27	6.8	17	0	R. Barlow	7	0	72	10.3	14	0
Patriots:	4	0	27	6.8	17	0	Jacksonville:	7	0	72	10.3	14	0

KICKOFF RET.	NO	YDS	AVG	LG	TD	KICKOFF RET.	NO	YDS	AVG	LG	TD
D. Cullors	6	64	10.7	21	0	R. Barlow	3	66	22.0	25	0
S. Shaw	1	14	14.0	14	0	Jacksonville:	3	66	22.0	25	0
Patriots:	7	78	11.1	21	0						

PASSING	A	C	YDS	PCT.	TD	I	LG	S/YD	RATING
S. Zolak	44	21	190	47.7	0	1	21	2/19	50.4
Patriots:	44	21	190	47.7	0	1	21	2/19	50.4

PASSING	A	C	YDS	PCT.	TD	I	LG	S/YD	RATING
M. Brunell	34	14	161	41.1	1	0	37	2/13	65.9
Jacksonville:	34	14	161	41.1	1	0	37	2/13	65.9

TEAM STATISTICS	PATS	JAX
TOTAL FIRST DOWNS	14	17
By Rushing	3	6
By Passing	11	9
By Penalty	0	2
Third Down: Md/Att.	5/15	7/18
Third Down: Eff.	33%	39%
TOTAL NET YARDS	206	308
Total Offensive Plays	65	73
Avg. per Play	3.2	4.2
NET YARDS RUSHING	35	160
Total Rushing Plays	19	37
Avg. per Rush	1.8	4.3
NET YARDS PASSING	171	148
Sacked/Yards Lost	2/19	2/13
Gross Yards Passing	190	161
Att./Comp./Int	44/21/1	34/14/0
Completion Pct.	47.7	41.2
PUNTS/AVERAGE	8/47.3	6/44.8
PENALTIES/YARDS	6/50	4/35
FUMBLES/BALLS LOST	4/2	1/0
FIELD GOALS	2/2	35/24
		34.21

NE PATRIOTS STARTING LINEUP


WR	S. Jefferson	DE	F. Collons
T	B. Armstrong	DT	C. Eaton
G	M. Lane	DT	H. Thomas
C	D. Wohlabaugh	DE	W. McGinest
G	T. Rucci	LB	C. Slade
T	Z. Moss	LB	M. Moore
TE	B. Coates	LB	T. Bruschi
TE	R. Rutledge	CB	T. Law
QB	S. Zolak	CB	S. Israel
RB	R. Edwards	S	L. Milloy
FB	T. Carter	S	W. Clay

JACKSONVILLE JAGUARS STARTING LINEUP

WR	J. Smith	LE	J. Smeenge
T	T. Boselli	DT	J. Jurkovic
G	B. Coleman	DT	K. Pritchett
C	J. Wade	DE	E. Curry
G	B. DeMarco	LB	B. Paup
T	L. Searcy	LB	B. Schwartz
TE	P. Mitchell	LB	K. Hardy
WR	K. McCardell	CB	A. Beasley
QB	M. Brunell	CB	D. Thomas
RB	F. Taylor	S	D. Darius
RB	D. Shelton	S	C. Hudson

GAME NOTES

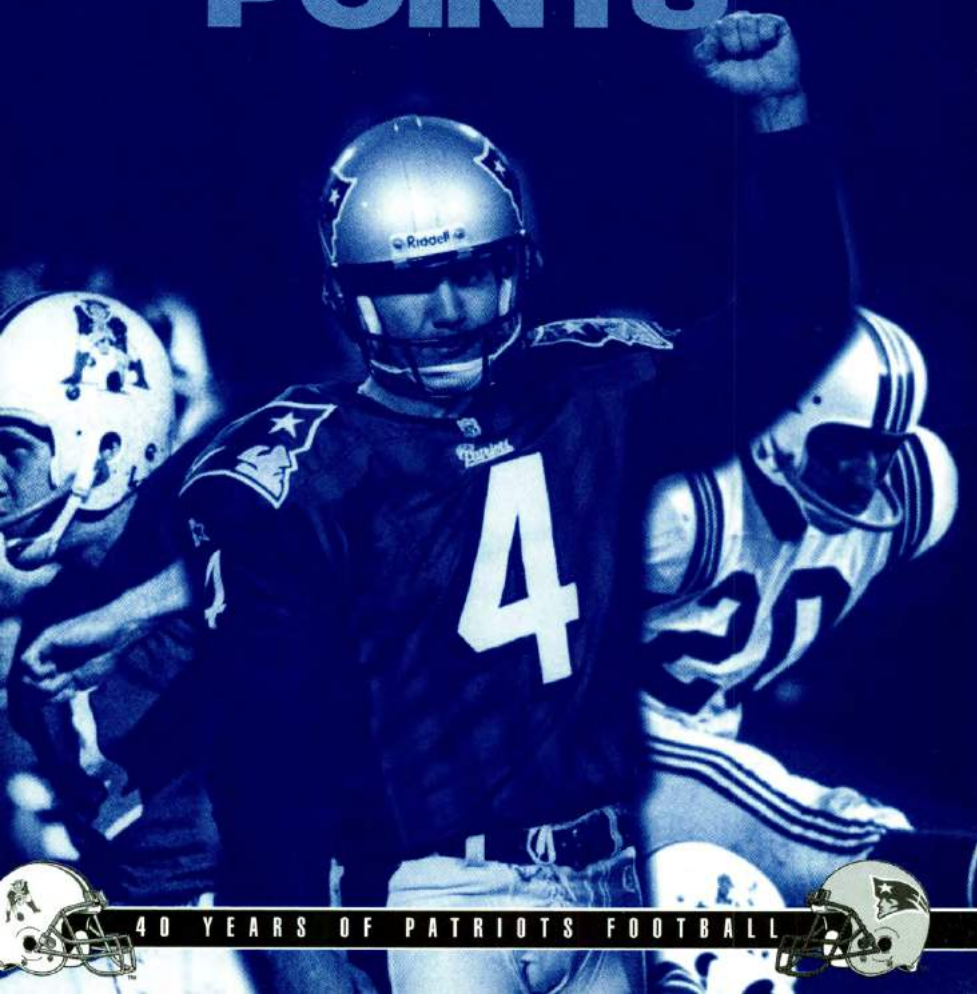
- This was the Patriots' sixth playoff game in three years and it marked the third consecutive season they qualified for post-season play.
- Despite playing without four starters, the Patriots trailed by only two points, 12-10, early in the fourth quarter.
- Jacksonville's RB Fred Taylor rushed for 162 yards on 33 carries, the second highest total recorded against the Patriots in playoff history.





NEW ENGLAND PATRIOTS

EXTRA POINTS



40 YEARS OF PATRIOTS FOOTBALL




PATRIOTS PRESEASON BROADCAST CREW

For the fifth consecutive season, the New England Patriots will team with WCVB-TV Channel 5 to televise all four of the Patriots' locally produced preseason games. The Patriots are responsible for the advertising sales of the games and will oversee the game production, which will be handled by Boston Bureau Productions. The play-by-play responsibilities will be handled by a pair of CBS broadcasters, Don Criqui and Jerry Glanville, who return for their fifth season to provide play-by-play and color commentary. WCVB's Mike Lynch will report again from the sidelines.

The trio will be in Foxboro to kickoff the Patriots' preseason, Aug. 13 versus the Washington Redskins. Their broadcast schedule will continue when the Patriots travel to Tampa Bay on Aug. 28 and conclude with the preseason finale in Carolina on Sept. 2. In addition this preseason, the Patriots will host the Dallas Cowboys on ESPN on Aug. 21. The game can be seen locally on WCVB Channel 5. This is the fourth consecutive year, and only the fourth in Patriots history, that they have been featured on national television in the preseason.

All four games will be televised in Boston on WCVB-TV (Channel 5), in Providence on WPRI (Channel 12) and WNAC (Channel 64), WTXN in Hartford, CT (Ch. 20) and WMTW in Portland, Maine (Ch 8).



Don Criqui



Jerry Glanville



Mike Lynch

PATRIOTS RADIO FLAGSHIP – WBCN 104.1 FM

WBCN 104.1 FM begins its fifth season as the flagship station for the Patriots and will broadcast every Patriots preseason and regular season game in stereo. The Patriots are the only major sports franchise in New England to broadcast its games in stereo all year long.

Gil Santos and broadcast partner Gino Cappelletti will once again deliver play-by-play account for each of the Patriots games this season. The popular broadcast team celebrates their 16th season together - fifth on WBCN's Rock Radio Network.

Santos is now in his 23rd season as the voice of the Patriots, having covered the team from 1966-79 and again from 1991 to present. The veteran play-by-play broadcaster remains at WBZ as the station's sports director.

Cappelletti enters his 19th season offering his insight and expert analysis of the game. It would be

hard to find anyone more knowledgeable on the subject of the Patriots than Cappelletti. He was one of the original members of the Boston Patriots and retired in 1970 after an 11-year all-star career. He remains the Patriots' all-time leading scorer (1,130 points) and is fourth among the Patriots' all-time leading receivers. Following his playing career, he spent three seasons on the Patriots sidelines (1979-81) as an assistant on Ron Erhardt's staff and 18 years in the broadcast booth, providing game analysis along with Santos (1972-78 and 91-present) and Dale Arnold (1988-90).

WBCN also broadcasts a three-hour pre-game show with host Bill Abbate and former Patriots' Pete Brock and Mike Ruth. The triumvirate also host a two-hour post-game show that includes exclusive coverage of Pete Carroll's post game press conference and interviews with Patriot players.



40 YEARS OF PATRIOTS FOOTBALL



PATRIOTS RADIO NETWORK

The 1999 New England Patriots Radio Network



Gil Santos



Gino Cappelletti

Flagship Station

WBCN 104.1 FM Boston, Mass.

Connecticut

WLAD 800 AM Danbury
WSUB 980 AM Groton
WTIC 1060 AM Hartford
WINY 1350 AM Putnam

Maine

WHQQ 107.9 FM Augusta-Waterville
WZON 610 AM Bangor
WMDI 107.7 FM Bar Harbor
WIDE 1400 AM Biddeford
WQDY 1230 AM Calais
WQSS 102.5 FM Camden
WDME 103.1 FM Dover-Foxcroft
WTME 1240 AM Lewiston-Auburn
WJAE 1440 AM Portland
WSKW 1160 AM Skowhegan

Massachusetts

WCIB 101.9 FM Cape Cod
WSAR 1480 AM Fall River
WEIM 1280 FM Fitchburg
WINQ 97.7 FM Gardner
WGAM 1520 AM Greenfield
WBSM 1240 AM New Bedford
WHMP 1400 AM North Hampton
WHMP 99.3 FM North Hampton
WBEC 1420 AM Pittsfield
WHYN 560 AM Springfield
WTAG 580 AM Worcester

New Hampshire

WMOU 1230 AM Berlin
WTSL 1400 AM Hanover
WKBK 1220 AM Keene
WBHG 101.5 FM Laconia
WLTN 1400 AM Littleton
WGIR 610 AM Manchester
WPNH 100.1 FM Plymouth
WHXT 95.3 FM Portsmouth
WTMN 1380 AM Portsmouth

Rhode Island

WPRO 630 AM Providence
WERI 1230 AM Westerly
WOON 1240 AM Woonsocket

Vermont

WBTN 1370 AM Bennington
WKVT 92.7 FM Brattleboro
WXTS 96.7 FM Burlington
WEAV 960 AM Burlington
WMNM 92.1 FM Middlebury
WSYB 1380 AM Rutland
WCFR 93.5 FM Springfield
WSTJ 1340 AM St. Johnsbury
WDEV 550 AM Waterbury
WDEV 96.1 FM Waterbury

VIRGIN ISLANDS & PUERTO RICO

VWVI Radio 1 St. Thomas/St. John
Puerto Rico (East)



STAY TUNED

PATRIOTS MONDAY

The highly rated "Patriots Monday" is an in-depth radio show that is broadcast throughout New England and can be heard internationally via patriots.com on Monday afternoons. Butch Sterns will host "Patriots Monday" and will be joined by Nick Cafardo of the *Boston Globe* and Jim Donaldson from the *Providence Journal*. The show provides exclusive interviews the day after each game with Patriots' head coach Pete Carroll, quarterback Drew Bledsoe and linebacker Ted Johnson. In addition, this season's show will also feature a player of the week. The show can be heard live Monday afternoons from 4 p.m. to 7 p.m. on flagship station WNRB (1510 AM) One-On-One Sports and throughout New England on network affiliates (see local listings).

PATRIOTS ALL ACCESS

Saturday's at 11 a.m. and 11:30 p.m.

"Patriots All Access" provides inside information on the New England Patriots every week that can be found only on one show. The Emmy Award winning "All Access" is hosted by Mike Lynch, who is joined each week by Patriots head coach Pete Carroll, as well as a Patriots player. In addition, fans can look forward to previews, reviews, analysis of Patriots games and a weekly feature story provided by John Dennis. "Patriots All Access" can be seen in Boston on WCVB Channel 5, beginning September 11, 1999. The show will air on Saturday's at 11 a.m. and will be rebroadcast Saturday night at 11:30 p.m. In Providence, it can be seen on WPRI (Ch. 12) Sunday's at 11:00 a.m. and in Portland, Maine on WMTW (Ch. 8) Saturday at 11:30 p.m. For other New England markets, be sure to check your local listings.

PATRIOTS 5th QUARTER

Immediately after the game, tune into the popular "Patriots Fifth Quarter," featuring live coverage of the postgame press conferences with Head Coach Pete Carroll and quarterback Drew Bledsoe. It's a complete wrap-up with highlights and player interviews. This year, the show will air following select regular season games on WBZ Ch. 4 in Boston.

PATRIOTS POOL REPORTERS

Veteran beat reporters Glen Farley of the *Brockton Enterprise* and Ron Hobson of the *Quincy Patriot Ledger* will serve as the Patriots' pool reporters for the upcoming season. In the event that there is the need to get comments from a game official after a game, a pool reporter will be allowed access to ask questions and record comments. The comments will then be distributed by the Pool Reporter to all other media. Farley and Hobson each sit in the first row of the Patriots press box on game days.



Glen Farley
Brockton Enterprise



Ron Hobson
Quincy Patriot Ledger



40 YEARS OF PATRIOTS FOOTBALL



TRAINING CAMP

BRYANT COLLEGE SMITHFIELD, RHODE ISLAND

**CAMP OPENS:**

Sunday, July 31

MAILING ADDRESS:

Bryant College
c/o **New England Patriots**

OFFICE PHONE:

(401) 232-1776

CAMP ENDS:

Wednesday, August 25

1150 Douglas Pike
Smithfield, R.I. 02917

FAN INFO LINE:

(401) 232-6480

For the 24th year, the Patriots will use Bryant College as the site of their summer training camp. The College's 387-acre campus, varied facilities and proximity to urban centers combine to make it the perfect setting for meetings, conferences and retreats.

Bryant College is much more than a beautiful campus -- the College is widely recognized and nationally accredited for the quality of its academic programs. The International Association for Management Education (AACSB) accredits Bryant's undergraduate and graduate programs, placing Bryant among only 17 percent of the country's business programs. Bryant has consistently been named one of the nation's top business specialty schools by *US News and World Report* and *Barron's* recognized Bryant as one of the

Best Buys in higher education.

As a top business college, Bryant is also renowned as a valuable resource to the region's business community. The College's Center for International Business assists organizations with import/export and international trade issues and the College works on small business development, telecommunications and management development.

During this past offseason, the Patriots and Bryant College extended their agreement for three more years, and will remain in Smithfield, R.I. through 2001.

For more information about Bryant College, call (401) 232-6000; or visit their web site at www.bryant.edu.



FOXBORO STADIUM

FOXBORO STADIUM QUICK FACTS

**Constructed:**

Sept. 23, 1970 to Aug. 15, 1971

Playing Surface:

Natural Grass (installed in 1991)

Football Seating Capacity:

60,292

Press Box Capacity:

124 (100 seats for credentialed media)

Site Acreage:

330 acres

Available Parking:

16,000 automobiles

The site for the construction of Foxboro Stadium was selected for its proximity to three of New England's largest cities - Boston, Providence, R.I. and Worcester, Mass. Official ground breaking ceremonies for the stadium took place on September 23, 1970. Just 326 days later (August 15, 1971), the Patriots christened their new home by hosting the New York Giants in an exhibition game. The home field helped give them a 20-14 advantage over the Giants before 60,423 fans.

Robert Kraft established an ownership position with the facility in 1989. In the Fall of 1993, Kraft became sole owner of the facility when he purchased his partner's interest in the stadium. Kraft's vision as owner has been to develop the facility into a nationally recognized family entertainment venue. By building and developing relationships with local officials and representatives of the music industry, Kraft and his associates have opened up the facility to more frequent samplings of diverse entertainment. In fact, Foxboro Stadium has hosted three times as many special events in the past seven years than it did during the first 20 years of operation.

In the last three years, the Patriots have hosted three home playoff games, including the 1996 AFC Championship game. It was the first game of its kind to be played in New England. The Patriots have held a distinct home-field advantage over the past three years, as evident in their three postseason victories and their combined 21-6 (.778) home record during

that time. They enter the 1999 season with 51 consecutive sellouts at Foxboro Stadium, a streak which will extend to 61 by season's end.

The Rolling Stones, who have played Foxboro Stadium twice, headline a long list of national tours who have drawn record crowds in Foxboro. Other acts include The Who, U2, Pink Floyd, Billy Joel, Elton John, and the Dave Mathews Band. The stadium has worked to create unique events for our region, such as The National Earth Day Concerts and the Walden Woods concert in 1993.

In 1990, the U.S. was awarded the rights to host the 1994 World Cup Soccer Championships. An initial list of the 35 prospective venues failed to include any Boston or New England site. Stadium management initiated the lobbying effort internationally to add Foxboro's name to the list. Joining forces with the tourism officials throughout the region ultimately led to Foxboro's selection as one of nine host sites for World Cup Games. Only Los Angeles and New York were awarded more than Foxboro's six games.

In 1996, Foxboro Stadium added a new tenant, providing a home for the New England Revolution — one of 10 professional soccer teams in the Major Soccer League (MLS). The stadium was selected as the site of the 1996 and 1999 MLS Championship Games. Following the success of the World Cup in 1994, Foxboro Stadium was selected as a venue for the 1999 Women's World Cup.

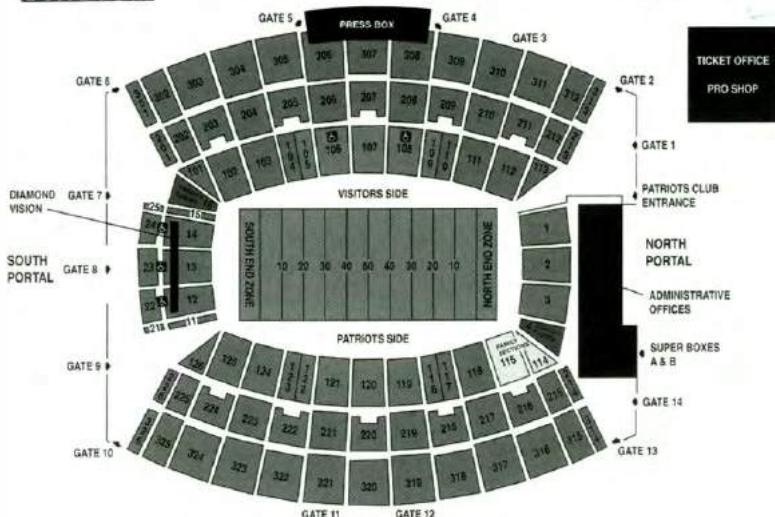


40 YEARS OF PATRIOTS FOOTBALL



PATRIOTS TICKETS

STADIUM SEATING DIAGRAM



To purchase individual game tickets or to add your name to the Patriots' season ticket waiting list, please call a Patriots ticket representative at 1-800-543-1776.

Chairs	\$60	Sideline A	\$39	Corner Chairs	\$42
Family Section	\$28	Sideline B	\$39	End Zone	\$26

DIRECTIONS TO FOXBORO STADIUM

The New England Patriots administrative offices are located at the north end of Foxboro Stadium. Visitors should enter Gate P4. For more detailed directions, please call (508) 543-8200. Below are directions from Logan Airport in Boston and T.F. Green Airport in Providence.

From downtown Boston/Logan Airport: Stay in the center lanes when exiting the airport and follow signs to the Summer Tunnel (toll) to I-93 south. Take Interstate 93 south to Exit 1 (to Providence) approximately 18 miles. Exit 1 puts you on Interstate 95 south. Follow I-95 south for 7.4 miles to Exit 9 (Wrentham), which exits onto Route 1 south. Continue on Route 1 south for four miles. Foxboro Stadium is on the left. For access to the administration building, enter lot P4.

From downtown Providence/T.F. Green Airport: Exit T.F. Green airport following signs to I-95 North. Take I-95 North 26 miles to I-495 North (Exit 6B off I-95). Take I-495 North 2.6 miles to Route 1 North (Exit 14). Take Route 1 North 4.4 miles. Foxboro Stadium is on the right.



40 YEARS OF PATRIOTS FOOTBALL



PATRIOTS CHEERLEADERS



The New England Patriots are committed to performing at a championship level both on the field and in the community. That commitment is personified by the New England Patriots Cheerleaders, who are considered among the premier professional dance squads in the nation.

The squad provides entertainment to thousands of Patriots fans with their high-energy dance routines on the sidelines of every game at Foxboro Stadium. Their dance routines combine gymnastics, stunts and kick lines. Tracy Sormanti, the staff's director and choreographer, employs a wide repertoire of routines, which has earned the Patriots Cheerleaders a reputation for being among the most versatile in the league.

This year's squad consists of 38 of New England's most talented and beautiful performers. The range of educational backgrounds, which include accounting, primary and secondary education, psychology and exercise physiology, reflects the talents which make up this year's squad.

In addition to performing on the Patriots' sidelines, the Patriots Cheerleaders are also committed to community service. In 1998 alone, the squad volunteered over 1,500 hours of their time to charitable organizations throughout New

England. Those appearances assisted numerous charitable organizations, including the Make-A-Wish Foundation, the D.A.R.E. program, the Genesis Fund and Special Olympics.

In addition to their charitable involvement, the Patriots Cheerleaders also make hundreds of appearances for corporations and businesses throughout New England each year. For appearance rates and availability, please contact the Patriots Cheerleaders Director and Choreographer Tracy Sormanti at (508) 543-8200.

Patriots
CHEERLEADERS



1999 New England Patriots Cheerleader Roster



**Director/
Choreographer**
Tracy Sormanti

Line Captains
Diane Cefalo
Kalen Mace
Kristien Moccia
Dean Thibodeau

Veterans
Doni Akers
Valerie Brooks
Nicole Chapman
Christen Coen
Ann DuLong
Michelle Ebrecht
April Fitch
Kristen Fowler
Cathe Frechette
Alani Gabriel
Sarah Galarneau
Stephanie Hammond

Veterans (Cont.)
Julie Joyce
Kelli LaVita
Lolita Lipa
Elizabeth Lopez
Christina Previti
Dawn Quintiliani
Sandra Salvucci
Stacie Schifino
Karen Sheehan
Jodi Shelton
Linda Smith
Gabrielle Valliere

Rookies
Jennifer Brody
Rachel Ferrante
Lisa Grassi
Meghan Kennedy
Alyssa Manzi
Beth Newton
Paula Odierno
Audra Paquette
Tracey Shaw

**1999 AMERICAN FOOTBALL CONFERENCE TEAM SCHEDULES**

(All Times Local)

BALTIMORE RAVENS

SEPT. 12	at St. Louis	12:00
SEPT. 19	PITTSBURGH	1:00
SEPT. 26	CLEVELAND	1:00
OCT. 3	at Atlanta	1:00
OCT. 10	at Tennessee	3:15
OCT. 17	OPEN DATE	
OCT. 21	KANSAS CITY (Th)	8:20
OCT. 31	BUFFALO	1:00
NOV. 7	at Cleveland	1:00
NOV. 14	at Jacksonville	4:05
NOV. 21	at Cincinnati	4:05
NOV. 28	JACKSONVILLE	1:00
DEC. 5	TENNESSEE	1:00
DEC. 12	at Pittsburgh	1:00
DEC. 19	NEW ORLEANS	1:00
DEC. 26	CINCINNATI	1:00
JAN. 2	at New England	1:00

DENVER BRONCOS

SEPT. 13	MIAMI (Mon.)	7:00
SEPT. 19	at Kansas City	3:15
SEPT. 26	at Tampa Bay	1:00
OCT. 3	NEW YORK JETS	2:15
OCT. 10	at Oakland	1:15
OCT. 17	GREEN BAY	2:15
OCT. 24	at New England	1:00
OCT. 31	MINNESOTA	2:15
NOV. 7	at San Diego	1:15
NOV. 14	at Seattle	5:20
NOV. 22	OAKLAND (Mon.)	7:00
NOV. 28	OPEN DATE	
DEC. 5	KANSAS CITY	2:15
DEC. 13	at Jacksonville (Mon.)	9:00
DEC. 19	SEATTLE	2:15
DEC. 25	at Detroit (Sat.)	4:15
JAN. 2	SAN DIEGO	2:15

MIAMI DOLPHINS

SEPT. 13	at Denver (Mon.)	7:00
SEPT. 19	ARIZONA	1:00
SEPT. 26	OPEN DATE	
OCT. 4	BUFFALO (Mon.)	9:00
OCT. 10	at Indianapolis	3:15
OCT. 17	at New England	1:00
OCT. 24	PHILADELPHIA	1:00
OCT. 31	at Oakland	1:05
NOV. 7	TENNESSEE	8:20
NOV. 14	at Buffalo	1:00
NOV. 21	NEW ENGLAND	1:00
NOV. 25	at Dallas (Th.)	3:15
DEC. 5	INDIANAPOLIS	1:00
DEC. 12	at New York Jets	4:05
DEC. 19	SAN DIEGO	1:00
DEC. 27	NY JETS (Mon.)	9:00
JAN. 2	at Washington	4:15

PITTSBURGH STEELERS

SEPT. 12	at Cleveland	8:20
SEPT. 19	at Baltimore	1:00
SEPT. 26	SEATTLE	1:00
OCT. 3	JACKSONVILLE	1:00
OCT. 10	at Buffalo	1:00
OCT. 17	at Cincinnati	1:00
OCT. 25	ATLANTA (Mon.)	9:00
OCT. 31	OPEN DATE	
NOV. 7	at San Francisco	1:15
NOV. 14	CLEVELAND	1:00
NOV. 21	at Tennessee	12:00
NOV. 28	CINCINNATI	1:00
DEC. 2	at Jacksonville (Th.)	8:20
DEC. 12	BALTIMORE	1:00
DEC. 18	at Kansas City (Sat.)	11:40
DEC. 26	CAROLINA	1:00
JAN. 2	TENNESSEE	4:15

BUFFALO BILLS

SEPT. 12	at Indianapolis	12:00
SEPT. 19	NEW YORK JETS	8:20
SEPT. 26	PHILADELPHIA	1:00
OCT. 4	at Miami (Mon.)	9:00
OCT. 10	PITTSBURGH	1:00
OCT. 17	OAKLAND	1:00
OCT. 24	at Seattle	1:15
OCT. 31	at Baltimore	1:00
NOV. 7	at Washington	1:00
NOV. 14	MIAMI	1:00
NOV. 21	at New York Jets	1:00
NOV. 28	NEW ENGLAND	1:00
DEC. 5	OPEN DATE	
DEC. 12	NEW YORK GIANTS	1:00
DEC. 19	at Arizona	6:20
DEC. 26	at New England	1:00
JAN. 2	INDIANAPOLIS	1:00

INDIANAPOLIS COLTS

SEPT. 12	BUFFALO	12:00
SEPT. 19	at New England	1:00
SEPT. 26	at San Diego	1:05
OCT. 3	OPEN DATE	
OCT. 10	MIAMI	3:15
OCT. 17	at New York Jets	1:00
OCT. 24	CINCINNATI	12:00
OCT. 31	DALLAS	1:00
NOV. 7	KANSAS CITY	1:00
NOV. 14	at New York Giants	1:00
NOV. 21	at Philadelphia	1:00
NOV. 28	NEW YORK JETS	4:15
DEC. 5	at Miami	1:00
DEC. 12	NEW ENGLAND	1:00
DEC. 19	WASHINGTON	1:00
DEC. 26	at Cleveland	1:00
JAN. 2	at Buffalo	1:00

NEW ENGLAND PATRIOTS

SEPT. 12	at New York Jets	1:00
SEPT. 19	INDIANAPOLIS	1:00
SEPT. 26	NEW YORK GIANTS	8:20
OCT. 3	at Cleveland	1:00
OCT. 10	at Kansas City	12:00
OCT. 17	MIAMI	1:00
OCT. 24	DENVER	1:00
OCT. 31	at Arizona	2:05
NOV. 7	OPEN DATE	
NOV. 15	NY JETS (Mon.)	9:00
NOV. 21	at Miami	1:00
NOV. 28	at Buffalo	1:00
DEC. 5	DALLAS	8:20
DEC. 12	at Indianapolis	1:00
DEC. 19	at Philadelphia	1:00
DEC. 26	BUFFALO	1:00
JAN. 2	BALTIMORE	1:00

SAN DIEGO CHARGERS

SEPT. 12	OPEN DATE	
SEPT. 19	at Cincinnati	1:00
SEPT. 26	INDIANAPOLIS	1:05
OCT. 3	KANSAS CITY	1:15
OCT. 10	at Detroit	1:00
OCT. 17	SEATTLE	1:05
OCT. 24	GREEN BAY	1:05
OCT. 31	at Kansas City	12:00
NOV. 7	DENVER	1:15
NOV. 14	at Oakland	1:05
NOV. 21	CHICAGO	1:15
NOV. 28	at Minnesota	12:00
DEC. 5	CLEVELAND	1:15
DEC. 12	at Seattle	1:05
DEC. 19	at Miami	1:00
DEC. 26	OAKLAND	1:05
JAN. 2	at Denver	2:15

CINCINNATI BENGALS

SEPT. 12	at Tennessee	12:00
SEPT. 19	SAN DIEGO	1:00
SEPT. 26	at Carolina	1:00
OCT. 3	ST. LOUIS	1:00
OCT. 10	at Cleveland	1:00
OCT. 17	PITTSBURGH	1:00
OCT. 24	at Indianapolis	12:00
OCT. 31	JACKSONVILLE	1:00
NOV. 7	at Seattle	1:15
NOV. 14	TENNESSEE	1:00
NOV. 21	BALTIMORE	4:05
NOV. 28	at Pittsburgh	1:00
DEC. 5	SAN FRANCISCO	1:00
DEC. 12	CLEVELAND	1:00
DEC. 19	OPEN DATE	
DEC. 26	at Baltimore	1:00
JAN. 2	at Jacksonville	1:00

JACKSONVILLE JAGUARS

SEPT. 12	SAN FRANCISCO	4:15
SEPT. 19	at Carolina	1:00
SEPT. 26	TENNESSEE	4:05
OCT. 3	at Pittsburgh	1:00
OCT. 11	at NY Jets (Mon.)	9:00
OCT. 17	CLEVELAND	1:00
OCT. 24	OPEN DATE	
OCT. 31	at Cincinnati	1:00
NOV. 7	at Atlanta	1:00
NOV. 14	BALTIMORE	4:05
NOV. 21	NEW ORLEANS	8:20
NOV. 28	at Baltimore	1:00
DEC. 2	PITTSBURGH (Th.)	8:20
DEC. 13	at Denver (Mon.)	9:00
DEC. 19	at Cleveland	1:00
DEC. 26	at Tennessee	12:00
JAN. 2	CINCINNATI	1:00

NEW YORK JETS

SEPT. 12	NEW ENGLAND	1:00
SEPT. 19	at Buffalo	8:20
SEPT. 26	WASHINGTON	1:00
OCT. 3	at Denver	2:15
OCT. 11	JACKSONVILLE (Mon.)	9:00
OCT. 17	INDIANAPOLIS	1:00
OCT. 24	at Oakland	1:15
OCT. 31	OPEN DATE	
NOV. 7	ARIZONA	1:00
NOV. 15	at NE (Mon.)	9:00
NOV. 21	BUFFALO	1:00
NOV. 28	at Indianapolis	4:15
DEC. 5	at New York Giants	1:00
DEC. 12	MIAMI	4:05
DEC. 19	at Dallas	3:15
DEC. 27	at Miami (Mon.)	9:00
JAN. 2	SEATTLE	1:00

SEATTLE SEAHAWKS

SEPT. 12	DETROIT	1:15
SEPT. 19	at Chicago	12:00
SEPT. 26	at Pittsburgh	1:00
OCT. 3	OAKLAND	5:20
OCT. 10	OPEN DATE	
OCT. 17	at San Diego	1:05
OCT. 24	BUFFALO	1:15
NOV. 7	at Green Bay (Mon.)	8:00
NOV. 7	CINCINNATI	1:15
NOV. 14	DENVER	5:20
NOV. 21	at Kansas City	12:00
NOV. 28	TAMPA BAY	1:05
DEC. 5	at Oakland	1:15
DEC. 12	SAN DIEGO	1:05
DEC. 19	at Denver	2:15
DEC. 26	KANSAS CITY	1:05
JAN. 2	at New York Jets	1:00

CLEVELAND BROWNS

SEPT. 12	PITTSBURGH	8:20
SEPT. 19	at Tennessee	3:15
SEPT. 26	at Baltimore	1:00
OCT. 3	NEW ENGLAND	1:00
OCT. 10	CINCINNATI	1:00
OCT. 17	at Jacksonville	1:00
OCT. 24	at St. Louis	12:00
OCT. 31	at New Orleans	12:00
NOV. 7	BALTIMORE	1:00
NOV. 14	at Pittsburgh	1:00
NOV. 21	CAROLINA	1:00
NOV. 28	TENNESSEE	1:00
DEC. 5	at San Diego	1:15
DEC. 12	at Cincinnati	1:00
DEC. 19	JACKSONVILLE	1:00
DEC. 26	INDIANAPOLIS	1:00
JAN. 2	OPEN DATE	

KANSAS CITY CHIEFS

SEPT. 12	at Chicago	12:00
SEPT. 19	DENVER	3:15
SEPT. 26	DETROIT	12:00
OCT. 3	at San Diego	1:15
OCT. 10	NEW ENGLAND	12:00
OCT. 17	OPEN DATE	
OCT. 21	at Baltimore (Th.)	8:20
OCT. 31	SAN DIEGO	12:00
NOV. 7	at Indianapolis	1:00
NOV. 14	at Tampa Bay	1:00
NOV. 21	SEATTLE	12:00
NOV. 28	at Oakland	1:15
DEC. 5	at Denver	2:15
DEC. 12	MINNESOTA	7:20
DEC. 18	PITTSBURGH (Sat.)	11:40
DEC. 26	at Seattle	1:05
JAN. 2	OAKLAND	12:00

OAKLAND RAIDERS

SEPT. 12	at Green Bay	12:00
SEPT. 19	at Minnesota	12:00
SEPT. 26	CHICAGO	1:15
OCT. 3	at Seattle	5:20
OCT. 10	DENVER	1:15
OCT. 17	at Buffalo	1:00
OCT. 24	NEW YORK JETS	1:15
OCT. 31	MIAMI	1:05
NOV. 7	OPEN DATE	
NOV. 14	SAN DIEGO	1:05
NOV. 22	at Denver (Mon.)	7:00
NOV. 28	KANSAS CITY	1:15
DEC. 5	SEATTLE	1:15
DEC. 9	at Tennessee (Th.)	7:20
DEC. 19	TAMPA BAY	1:05
DEC. 26	at San Diego	1:05
JAN. 2	at Kansas City	12:00

TENNESSEE TITANS

SEPT. 12	CINCINNATI	12:00
SEPT. 19	CLEVELAND	3:15
SEPT. 26	at Jacksonville	4:05
OCT. 3	at San Francisco	1:15
OCT. 10	BALTIMORE	3:15
OCT. 17	at New Orleans	12:00
OCT. 24	OPEN DATE	
OCT. 31	ST. LOUIS	12:00
NOV. 7	at Miami	8:20
NOV. 14	at Cincinnati	1:00
NOV. 21	PITTSBURGH	12:00
NOV. 28	at Cleveland	1:00
DEC. 5	at Baltimore	1:00
DEC. 9	OAKLAND (Th.)	7:20
DEC. 19	ATLANTA	12:00
DEC. 26	JACKSONVILLE	12:00
JAN. 2	at Pittsburgh	4:15

**1999 NATIONAL FOOTBALL CONFERENCE TEAM SCHEDULES**

(All Times Local)

ARIZONA CARDINALS

SEPT. 12	at Philadelphia	1:00
SEPT. 19	at Miami	1:00
SEPT. 27	SAN FRAN. (Mon.)	6:00
OCT. 3	at Dallas	12:00
OCT. 10	NEW YORK GIANTS	1:05
OCT. 17	WASHINGTON	5:20
OCT. 24	OPEN DATE	
OCT. 31	NEW ENGLAND	2:05
NOV. 7	at New York Jets	1:00
NOV. 14	DETROIT	2:15
NOV. 21	DALLAS	2:15
NOV. 28	at New York Giants	1:00
DEC. 5	PHILADELPHIA	2:05
DEC. 12	at Washington	1:00
DEC. 19	BUFFALO	6:20
DEC. 26	at Atlanta	1:00
JAN. 2	at Green Bay	12:00

ATLANTA FALCONS

SEPT. 12	MINNESOTA	4:15
SEPT. 20	at Dallas (Mon.)	8:00
SEPT. 26	at St. Louis	12:00
OCT. 3	BALTIMORE	1:00
OCT. 10	at New Orleans	12:00
OCT. 17	ST. LOUIS	1:00
OCT. 25	at Pittsburgh (Mon.)	9:00
OCT. 31	CAROLINA	1:00
NOV. 7	JACKSONVILLE	1:00
NOV. 14	OPEN DATE	
NOV. 21	at Tampa Bay	1:00
NOV. 28	at Carolina	8:20
DEC. 5	NEW ORLEANS	1:00
DEC. 12	at San Francisco	1:15
DEC. 19	at Tennessee	12:00
DEC. 26	ARIZONA	1:00
JAN. 3	SAN FRAN. (Mon.)	9:00

CAROLINA PANTHERS

SEPT. 12	at New Orleans	12:00
SEPT. 19	JACKSONVILLE	1:00
SEPT. 26	CINCINNATI	1:00
OCT. 3	at Washington	4:05
OCT. 10	OPEN DATE	
OCT. 17	at San Francisco	1:15
OCT. 24	DETROIT	1:00
OCT. 31	at Atlanta	1:00
NOV. 7	PHILADELPHIA	1:00
NOV. 14	at St. Louis	12:00
NOV. 21	at Cleveland	1:00
NOV. 28	ATLANTA	8:20
DEC. 5	ST. LOUIS	1:00
DEC. 12	at Green Bay	12:00
DEC. 18	SAN FRAN. (Sat.)	4:15
DEC. 26	at Pittsburgh	1:00
JAN. 2	NEW ORLEANS	1:00

CHICAGO BEARS

SEPT. 12	KANSAS CITY	12:00
SEPT. 19	SEATTLE	12:00
SEPT. 26	at Oakland	1:15
OCT. 3	NEW ORLEANS	12:00
OCT. 10	at Minnesota	12:00
OCT. 17	PHILADELPHIA	12:00
OCT. 24	at Tampa Bay	1:00
OCT. 31	at Washington	1:00
NOV. 7	at Green Bay	12:00
NOV. 14	MINNESOTA	12:00
NOV. 21	at San Diego	1:15
NOV. 25	at Detroit (Thurs.)	12:40
DEC. 5	GREEN BAY	12:00
DEC. 12	OPEN DATE	
DEC. 19	DETROIT	12:00
DEC. 26	at St. Louis	12:00
JAN. 2	TAMPA BAY	12:00

DALLAS COWBOYS

SEPT. 12	at Washington	1:00
SEPT. 20	ATLANTA (Mon.)	8:00
SEPT. 26	OPEN DATE	
OCT. 3	ARIZONA	12:00
OCT. 10	at Philadelphia	1:00
OCT. 18	at N.Y. Giants (Mon.)	9:00
OCT. 24	WASHINGTON	12:00
OCT. 31	at Indianapolis	1:00
NOV. 8	at Minnesota (Mon.)	8:00
NOV. 14	GREEN BAY	3:15
NOV. 21	at Arizona	2:15
NOV. 25	MIAMI (Thurs.)	3:15
DEC. 5	at New England	8:20
DEC. 12	PHILADELPHIA	12:00
DEC. 19	NEW YORK JETS	3:15
DEC. 24	at New Orleans (Fri.)	2:05
JAN. 2	NEW YORK GIANTS	3:05

DETROIT LIONS

SEPT. 12	at Seattle	1:15
SEPT. 19	GREEN BAY	1:00
SEPT. 26	at Kansas City	12:00
OCT. 3	OPEN DATE	
OCT. 10	SAN DIEGO	1:00
OCT. 17	MINNESOTA	1:00
OCT. 24	at Carolina	1:00
OCT. 31	TAMPA BAY	8:20
NOV. 7	ST. LOUIS	1:00
NOV. 14	at Arizona	2:15
NOV. 21	at Green Bay	12:00
NOV. 25	CHICAGO (Thurs.)	12:40
DEC. 5	WASHINGTON	1:00
DEC. 12	at Tampa Bay	1:00
DEC. 19	at Chicago	12:00
DEC. 25	DENVER (Sat.)	4:15
JAN. 2	at Minnesota	12:00

GREEN BAY PACKERS

SEPT. 12	OAKLAND	12:00
SEPT. 19	at Detroit	1:00
SEPT. 26	MINNESOTA	3:15
OCT. 3	OPEN DATE	
OCT. 10	TAMPA BAY	7:20
OCT. 17	at Denver	2:15
OCT. 24	at San Diego	1:05
NOV. 1	SEATTLE (Mon.)	8:00
NOV. 7	CHICAGO	12:00
NOV. 14	at Dallas	3:15
NOV. 21	DETROIT	12:00
NOV. 29	at San Fran. (Mon.)	6:00
DEC. 5	at Chicago	12:00
DEC. 12	CAROLINA	12:00
DEC. 20	at Minnesota (Mon.)	8:00
DEC. 26	at Tampa Bay	4:15
JAN. 2	ARIZONA	12:00

MINNESOTA VIKINGS

SEPT. 12	at Atlanta	4:15
SEPT. 19	OAKLAND	12:00
SEPT. 26	at Green Bay	3:15
OCT. 3	TAMPA BAY	12:00
OCT. 10	CHICAGO	12:00
OCT. 17	at Detroit	1:00
OCT. 24	SAN FRANCISCO	12:00
OCT. 31	at Denver	2:15
NOV. 8	DALLAS (Mon.)	8:00
NOV. 14	at Chicago	12:00
NOV. 21	OPEN DATE	
NOV. 28	SAN DIEGO	12:00
DEC. 6	at Tampa Bay (Mon.)	9:00
DEC. 12	at Kansas City	7:20
DEC. 20	GREEN BAY (Mon.)	8:00
DEC. 26	at New York Giants	1:00
JAN. 2	DETROIT	12:00

NEW ORLEANS SAINTS

SEPT. 12	CAROLINA	12:00
SEPT. 19	at San Francisco	1:05
SEPT. 26	OPEN DATE	
OCT. 3	at Chicago	12:00
OCT. 10	ATLANTA	12:00
OCT. 17	TENNESSEE	12:00
OCT. 24	at New York Giants	1:00
OCT. 31	CLEVELAND	12:00
NOV. 7	TAMPA BAY	3:05
NOV. 14	SAN FRANCISCO	12:00
NOV. 21	at Jacksonville	8:20
NOV. 28	at St. Louis	12:00
DEC. 5	at Atlanta	1:00
DEC. 12	ST. LOUIS	12:00
DEC. 19	at Baltimore	1:00
DEC. 24	DALLAS (Fri.)	2:05
JAN. 2	at Carolina	1:00

NEW YORK GIANTS

SEPT. 12	at Tampa Bay	4:15
SEPT. 19	WASHINGTON	1:00
SEPT. 26	at New England	8:20
OCT. 3	PHILADELPHIA	1:00
OCT. 10	at Arizona	1:05
OCT. 18	DALLAS (Mon.)	9:00
OCT. 24	NEW ORLEANS	1:00
OCT. 31	at Philadelphia	1:00
NOV. 7	OPEN DATE	
NOV. 14	INDIANAPOLIS	1:00
NOV. 21	at Washington	4:15
NOV. 28	ARIZONA	1:00
DEC. 5	NEW YORK JETS	1:00
DEC. 12	at Buffalo	1:00
DEC. 19	at St. Louis	12:00
DEC. 26	MINNESOTA	1:00
JAN. 2	at Dallas	3:05

PHILADELPHIA EAGLES

SEPT. 12	ARIZONA	1:00
SEPT. 19	TAMPA BAY	1:00
SEPT. 26	at Buffalo	1:00
OCT. 3	at New York Giants	1:00
OCT. 10	DALLAS	1:00
OCT. 17	at Chicago	12:00
OCT. 24	at Miami	1:00
OCT. 31	NEW YORK GIANTS	1:00
NOV. 7	at Carolina	1:00
NOV. 14	WASHINGTON	1:00
NOV. 21	INDIANAPOLIS	1:00
NOV. 28	at Washington	1:00
DEC. 5	at Arizona	2:05
DEC. 12	at Dallas	12:00
DEC. 19	NEW ENGLAND	1:00
DEC. 26	OPEN DATE	
JAN. 2	ST. LOUIS	1:00

ST. LOUIS RAMS

SEPT. 12	BALTIMORE	12:00
SEPT. 19	OPEN DATE	
SEPT. 26	ATLANTA	12:00
OCT. 3	at Cincinnati	1:00
OCT. 10	SAN FRANCISCO	12:00
OCT. 17	at Atlanta	1:00
OCT. 24	CLEVELAND	12:00
OCT. 31	at Tennessee	12:00
NOV. 7	at Detroit	1:00
NOV. 14	CAROLINA	12:00
NOV. 21	at San Francisco	1:15
NOV. 28	NEW ORLEANS	12:00
DEC. 5	at Carolina	1:00
DEC. 12	at New Orleans	12:00
DEC. 19	NEW YORK GIANTS	12:00
DEC. 26	CHICAGO	12:00
JAN. 2	at Philadelphia	1:00

SAN FRANCISCO 49ers

SEPT. 12	at Jacksonville	4:15
SEPT. 19	NEW ORLEANS	1:05
SEPT. 27	at Arizona (Mon.)	6:00
OCT. 3	TENNESSEE	1:15
OCT. 10	at St. Louis	12:00
OCT. 17	CAROLINA	1:15
OCT. 24	at Minnesota	12:00
OCT. 31	OPEN DATE	
NOV. 7	PITTSBURGH	1:15
NOV. 14	at New Orleans	12:00
NOV. 21	ST. LOUIS	1:15
NOV. 29	GREEN BAY (Mon.)	6:00
DEC. 5	at Cincinnati	1:00
DEC. 12	ATLANTA	1:15
DEC. 18	at Carolina (Sat.)	4:15
DEC. 26	WASHINGTON	5:20
JAN. 3	at Atlanta (Mon.)	9:00

TAMPA BAY BUCCANERS

SEPT. 12	NEW YORK GIANTS	4:15
SEPT. 19	at Philadelphia	1:00
SEPT. 26	DENVER	1:00
OCT. 3	at Minnesota	12:00
OCT. 10	at Green Bay	7:20
OCT. 17	OPEN DATE	
OCT. 24	CHICAGO	1:00
OCT. 31	at Detroit	8:20
NOV. 7	at New Orleans	3:05
NOV. 14	KANSAS CITY	1:00
NOV. 21	ATLANTA	1:00
NOV. 28	at Seattle	1:05
DEC. 6	MINNESOTA (Mon.)	9:00
DEC. 12	DETROIT	1:00
DEC. 19	at Oakland	1:05
DEC. 26	GREEN BAY	4:15
JAN. 2	at Chicago	12:00

WASHINGTON REDSKINS

SEPT. 12	DALLAS	1:00
SEPT. 19	at New York Giants	1:00
SEPT. 26	at New York Jets	1:00
OCT. 3	CAROLINA	4:05
OCT. 10	OPEN DATE	
OCT. 17	at Arizona	5:20
OCT. 24	at Dallas	12:00
OCT. 31	CHICAGO	1:00
NOV. 7	BUFFALO	1:00
NOV. 14	at Philadelphia	1:00
NOV. 21	NEW YORK GIANTS	4:15
NOV. 28	PHILADELPHIA	1:00
DEC. 5	at Detroit	1:00
DEC. 12	ARIZONA	1:00
DEC. 19	at Indianapolis	1:00
DEC. 26	at San Francisco	5:20
JAN. 2	MIAMI	4:15



40 YEARS OF PATRIOTS FOOTBALL



NATIONAL FOOTBALL LEAGUE

280 Park Avenue • New York, NY 10017 • (212) 450-2000 • (212) 281-7573 (Fax)

AMERICAN FOOTBALL CONFERENCE

BALTIMORE RAVENS

11001 Owings Mills Blvd.
Owings Mills, MD 21117
(410) 654-6200
(410) 654-6249 (FAX)

BUFFALO BILLS

Ralph Wilson Stadium
One Bills Drive
Orchard Park, NY 14127
(716) 648-1800
(716) 649-6446 (FAX)

CINCINNATI BENGALS

One Bengals Drive
Cincinnati, OH 45204
(513) 621-3550
(513) 621-3570 (FAX)

CLEVELAND BROWNS

76 Lou Groza Boulevard
Berea, OH 44017
(440) 891-5000
(440) 891-5051 (FAX)

DENVER BRONCOS

13655 Broncos Parkway
Englewood, CO 80112
(303) 649-9000
(303) 649-9354 (FAX)

INDIANAPOLIS COLTS

7001 West 56th Street
Indianapolis, IN 46254
(317) 297-2658
(317) 297-8971 (FAX)

JACKSONVILLE JAGUARS

One Alltel Stadium Place
Jacksonville, FL 32202
(904) 633-6000
(904) 633-6050 (FAX)

KANSAS CITY CHIEFS

One Arrowhead Drive
Kansas City, MO 64129
(816) 920-9300
(816) 923-4719 (FAX)

OAKLAND RAIDERS

1220 Harbor Bay Parkway
Alameda, CA 94502
(510) 864-5000
(510) 864-5160 (FAX)

MIAMI DOLPHINS

Joe Robbie Stadium
7500 S.W. 30th St.
Davie, FL 33314
(954) 452-7000
(954) 452-7055 (FAX)

NEW ENGLAND PATRIOTS

60 Washington Street
Foxboro, MA 02035
(508) 543-8200
(508) 543-9053 (FAX)

NEW YORK JETS

1000 Fulton Avenue
Hempstead, NY 11550
(516) 560-8100
(516) 560-8198 (FAX)

PITTSBURGH STEELERS

Three Rivers Stadium
300 Stadium Circle
Pittsburgh, PA 15212
(412) 323-1200
(412) 323-2183 (FAX)

SAN DIEGO CHARGERS

Qualcomm Stadium
9449 Friars Road
San Diego, CA 92108
(858) 874-4500
(858) 292-2760 (FAX)

SEATTLE SEAHAWKS

11220 N.E. 53rd Street
Kirkland, WA 98033
(425) 827-9777
(425) 893-5108 (FAX)

TENNESSEE TITANS

460 Great Circle Rd.
Nashville, TN 37228
(615) 565-4000
(615) 673-1524 (FAX)

NATIONAL FOOTBALL CONFERENCE

ARIZONA CARDINALS

8701 South Hardy Drive
Tempe, AZ 85284-2800
(602) 379-0101
(602) 379-1821 (FAX)

ATLANTA FALCONS

One Falcon Place
Suwanee, GA 30024-2198
(770) 945-1111
(770) 945-6566 (FAX)

CAROLINA PANTHERS

800 South Mint Street
Charlotte, NC 28202
(704) 358-7000
(704) 358-7656 (FAX)

CHICAGO BEARS

1000 Football Drive
Halas Hall @ Conway Park
250 North Washington Road
Lake Forest, IL 60045
(847) 295-6600
(847) 295-8986 (FAX)

DALLAS COWBOYS

One Cowboys Parkway
Irving, TX 75063-4999
(972) 556-9900
(972) 556-9970 (FAX)

DETROIT LIONS

1200 Featherstone Road
Pontiac, MI 48342
(248) 335-4131
(248) 335-0764 (FAX)

GREEN BAY PACKERS

1265 Lombardi Avenue
Green Bay, WI 54307
(920) 496-5700
(920) 496-5712 (FAX)

MINNESOTA VIKINGS

9520 Viking Drive
Eden Prairie, MN 55344
(612) 828-6500
(612) 828-6540 (FAX)

NEW ORLEANS SAINTS

5800 Airline Drive
Metairie, LA 70003
(504) 733-0255
(504) 731-1888 (FAX)

NEW YORK GIANTS

Giants Stadium
East Rutherford, NJ 07073
(201) 935-8111
(201) 935-8493 (FAX)

PHILADELPHIA EAGLES

Veterans Stadium
3501 S. Broad Street
Philadelphia, PA 19148
(215) 463-2500
(215) 339-5464 (FAX)

SAN FRANCISCO 49ERS

4949 Centennial Boulevard
Santa Clara, CA 95054-1229
(408) 562-4949
(408) 727-2760 (FAX)

ST. LOUIS RAMS

1 Rams Way
St. Louis, MO 63045
(314) 982-7267
(314) 770-9261 (FAX)

TAMPA BAY BUCCANEERS

One Buccaneer Place
Tampa, FL 33607
(813) 870-2700
(813) 878-0813 (FAX)

WASHINGTON REDSKINS

21300 Redskin Park Drive
Ashburn, VA 20147
(703) 478-8900
(703) 729-7605 (FAX)



40 YEARS OF PATRIOTS FOOTBALL



THE NEW ENGLAND PATRIOTS

Charitable Foundation



THE NEW ENGLAND PATRIOTS CHARITABLE FOUNDATION, INC. IS THE VEHICLE THROUGH WHICH THE TEAM MAKES DONATIONS TO CHARITABLE AND PHILANTHROPIC ORGANIZATIONS IN NEW ENGLAND THROUGH DIRECT GRANTS AND AUCTION ITEMS WHICH PARTICIPATING ORGANIZATIONS USE TO RAISE FUNDS.

Since its establishment in 1994 as a non-profit organization, the Foundation has contributed several million dollars toward its goal of helping to support the youth and families of New England, contributing more than 75% of funds raised to benefit more than 4,000 non-profit organizations throughout New England.

The New England Patriots Charitable Foundation maintains a special relationship with a number of community partners whose goals match the Foundation's mission. These community partners include The Boys and Girls Clubs of Boston, The R.O.S.E. Fund, The New England Patriots Adopt-A-Child Holiday Programs with the Salvation Army and Goodwill Industries / Morgan Memorial, and our sister organization, the New England Revolution.

The Foundation has teamed up with the Boys and Girls Clubs of Boston to assist the clubs in fulfilling their mission to provide activities and counseling services which assist in the educational, emotional, physical and social development of Boston's inner city youth. The New England Patriots Charitable Foundation Ticket Program donates 200 tickets per game to the Boys and Girls Clubs of Boston to bring underprivileged youth to Patriots games.

The Foundation is actively involved with the R.O.S.E. (Regaining One's Self-Esteem) Fund, a program committed to helping end violence against women and assisting all survivors of domestic violence to regain their

self-esteem and rebuild their lives. For the past five years, the New England Patriots Charitable Foundation's president, Myra H. Kraft, has served as the honorary chair of the R.O.S.E. Fund's annual awards dinner, the organization's primary fund raiser.

Beginning this fall, the New England Patriots R.O.S.E. Fund Scholarship, will be matched by Northeastern University, to provide a full scholarship to a victim of abuse by a caretaker.

Each winter, the Foundation joins the New England Patriots players in participating in the holiday Adopt-A-Family programs with Goodwill Industries / Morgan Memorial and the Salvation Army. These programs provide Thanksgiving food baskets and toys for more than 300 children and families during the holiday season.

With the establishment in 1996 of the New England Revolution, one of 12 Major League Soccer franchises,

the Kraft family augmented the Foundation's role by cooperating with the Revolution to assist in the development of youth soccer programs and soccer-related community organizations in New England.

During the coming season, the Foundation will continue several new programs, including those dealing with domestic violence, health issues in the minority community, race relations and increased support for youth football and soccer programs in the region.

"Our mission is to assist a variety of charitable organizations and programs that foster cultural diversity, education, family and health. The Foundation uses its resources to serve the youth of New England by encouraging their education, growth, creativity, and development of character; and to help provide a better quality of life in the communities the Foundation serves."

To Contact The Foundation

For more information about the New England Patriots Charitable Foundation, Inc., please contact Associate Director Joshua Blumenthal at (508) 543-8200. If you have a charitable request, please make it in writing on your charitable organization's letterhead and mail it at least six weeks prior to your event to:

New England Patriots Charitable Foundation
c/o Joshua Blumenthal, Foxboro Stadium, 60 Washington St., Foxboro, MA 02035



MEDICAL GLOSSARY

AC Joint - Acromioclavicular joint; joint of the shoulder where acromion process of the scapula and the distal end of the clavicle meet; most shoulder separations occur at this point.

Abrasion - Any injury which rubs off the surface of the skin.

Aerobic - Exercise in which energy needed is supplied by oxygen inspired and is required for sustained periods of vigorous exercise with a continually high pulse rate.

Anabolic Steroids - Steroids that promote tissue growth by creating protein in an attempt to enhance muscle growth. The main anabolic steroid is testosterone, or the male sex hormone.

Anaerobic - Exercise without use of oxygen as an energy source; short bursts of vigorous exercise.

Anterior Cruciate Ligament (ACL) - A primary stabilizing ligament within the center of the knee joint that prevents hyperextension and excessive rotation of the joint. A complete tear of the ACL necessitating reconstruction could require up to 12 months of rehabilitation.

Anterior Talofibular Ligament - A ligament of the ankle that connects the fibula (lateral ankle bone) to the talus. This ligament is often times subject to sprain.

Anti-Inflammatory - Any agent which prevents inflammation, such as aspirin or ibuprofen.

Arthrogram - X-ray technique for joints using air and/or dye injected in affected area (to show torn cartilage or rotator cuff tears).

Arthroscope - An instrument used to visualize the interior of a joint cavity.

Arthroscopy - A surgical examination of the internal structures of a joint by means for viewing through an arthroscope. An arthroscopic procedure can be used to remove or repair damaged tissue or as a diagnostic procedure in order to inspect the extent of any damage to confirm diagnosis.

Aspiration - The withdrawal of fluid from a body cavity by means of a suction or siphonage apparatus, such as a syringe.

Atrophy - To shrivel or shrink from disuse, as in muscular atrophy.

Avulsion - The tearing away, forcibly, of a part or structure.

Bruise - A discoloration of the skin due to an extravasation of blood into the underlying tissues.

Burner - Common term for brachial plexus trauma in the neck. Usually results in burning or tingling sensation into the shoulder or arm when the neck is forced beyond the normal range of motion.

Cartilage - Smooth, slippery substance preventing two ends of bones from rubbing together and grating.

CAT Scan - Use of a computer to produce a cross sectional view of the anatomical part being investigated from X-ray data.

Cervical Vertebrae - Group of seven vertebrae located in the neck.

Charley Horse - A contusion or bruise to any muscle resulting in intramuscular bleeding. No other injury should be called a charley horse.

Concussion - Jarring injury of the brain resulting in dysfunction. It can be graded as mild, moderate or severe depending on loss of consciousness, amnesia and loss of equilibrium.

Contusion - An injury to a muscle and tissues caused by a blow from a blunt object.

Cortical Steroids - Used to suppress joint inflammation.

Costochondral - Cartilage that separates the bones within the rib cage.

Cryokinetics - Treatment with cold and movement.

Degenerative Joint Disease - Changes in the joint surfaces as a result of repetitive trauma.

Deltoid Muscle - Muscles at top of the arm, just below the shoulder, responsible for shoulder motions to the front, side and back.

Disc - A flat, round-like plate structure usually referring to cartilage between vertebrae.

Dislocation - Complete displacement of joint surfaces.

Eccymosis - Bleeding into the surface tissue below the skin, resulting in a 'black and blue' effect.

Effusion - Accumulation of fluid, or the fluid itself, in various spaces in the body. Commonly, the knee has an effusion after an injury.

Electrical Galvanic Stimulation (EGS) - An electrical therapeutic modality that sends a current to the body at select voltages and frequencies in order to stimulate pain receptors, disperse edema, or neutralize muscle spasms among other functional applications.

Electromyogram (EMG) - Test to determine nerve function.

Femur - Thigh bone; longest bone in the body.

Fibula - The smaller of the two bones in the lower leg, runs from the knee to the ankle along the outside of the lower leg.



MEDICAL GLOSSARY (Cont.)

Fracture - Breach in continuity of a bone. Types of fractures include simple, compound, comminuted, greenstick, incomplete, impacted, longitudinal, oblique, stress or transverse.

Glycogen - Form in which foods are stored in the body as energy.

Grade One Injury - A mild injury in which ligament, tendon, or other musculoskeletal tissue may have been stretched or contused, but not torn or otherwise disrupted.

Grade Two Injury - A moderate injury when musculoskeletal tissue has been partially, but not totally, torn which causes appreciable limitation in function of the injured tissue.

Grade Three Injury - A severe injury in which tissue has been significantly and in some cases totally torn or otherwise disrupted, causing a virtual total loss of function.

Hamstring - Category of muscle that runs from the buttocks to the knee along the back of the thigh. It functions to flex the knee, and is often times injured as a result of improper conditioning or lack of muscle flexibility.

Heat Cramps - Painful muscle spasms of the arms or legs caused by excessive body heat and depletion of fluids and electrolytes.

Humerus - Bone of the upper arm.

Inflammation - The body's natural response to injury in which the injury might display various degrees of pain, sweating, heat, redness, and/or loss of function.

Magnetic Resonance Imaging (MRI) - Imaging procedure in which a radio frequency pulse causes certain electrical elements of the injured tissue to react to establish a visual image. MRI does not require radiation and is very useful in diagnosis of soft tissue, disc, and meniscus injuries.

Medial Collateral Ligament (MCL) - Ligament of knee along the medial aspect that connects the femur to the tibia. It provides stability to the medial aspect of the joint.

Meniscus - Crescent shaped cartilage, usually pertaining to the knee joint; also known as "cartilage." There are two menisci in the knee, medial and lateral. These work to absorb weight within the knee and provide stability.

Metacarpals - Five long bones of the hand, just below the fingers.

Metatarsals - Five long bones of the foot, just below the toes.

Myositis - Inflammation of a muscle.

Neuritis - Inflammation of a nerve.

Patella - The kneecap.

Patella Tendinitis - Inflammation of the patella ligament; also known as "jumpers knee".

Posterior Cruciate Ligament (PCL) - A primary stabilizing ligament of the knee attaching to posterior tibial plateau and anterior lateral aspect of femoral condyle. It provides stability in keeping the lower leg from going backward.

Quadricep (Quads) - A group of four muscles of the front thigh that run from the hip and form a common tendon at the patella; they are responsible for knee extension. Radiography - Taking of X-rays.

Reconstruction - Surgical rebuilding of the joint using natural, artificial or transplanted materials.

Rotator Cuff - Comprised of four muscles in the shoulder area that can be irritated by overuse. The muscles are the supraspinatus (most commonly injured), infraspinatus, teres minor and subscapularis.

Scapula - Shoulder blade.

Shin Splint - A catch-all syndrome describing pain in the shin that is not a fracture or tumor and cannot be defined otherwise.

Sprain - Injury resulting from a stretch or twist of the joint and causes various degrees of stretch or tear of a ligament or other soft tissue at the joint.

Sternum - The breast bone.

Strain - Injury resulting from a pull or torsion to the muscle or tendon that causes various degrees of stretch or tear to the muscle or tendon tissue.

Stress Fracture - A hair-line type of break in a bone caused by overuse.

Stress X-Ray - A continual X-ray taken when a portion of the body is stressed to its maximum in order to determine joint stability. This is a test utilized in some ankle injuries.

Tendinitis - Inflammation of the tendon and/or tendon sheath, caused by chronic overuse or sudden injury.

Tendon - Tissue that connects muscle to bone.

Tibia - Larger of the two bones of the lower leg and is the weight-bearing bone of shin.

Trachea - The windpipe.

Triceps - Muscles of the back of the upper arm, primarily responsible for extending the elbow.

Ulnar Nerve - Nerve in elbow commonly irritated from excessive throwing.

Vasoconstriction - Decrease of local blood flow.

Vasodilation - Increase of local blood flow.



40 YEARS OF PATRIOTS FOOTBALL



READ ALL ABOUT IT!!

Patriots **Football Weekly** THE OFFICIAL NEWSPAPER OF THE NEW ENGLAND PATRIOTS

Patriots fans can follow their favorite team all year long with a subscription to *Patriots Football Weekly* - the official newspaper of the New England Patriots. The nation's only full-color football newspaper, *Patriots Football Weekly* is published weekly throughout the season and monthly during the offseason and provides readers with exclusive insight to the New England Patriots. Each issue of *Patriots Football Weekly* is loaded with the latest news, game previews and reviews, feature stories, detailed statistics and full-color posters.

Readers will also enjoy weekly interviews with Head Coach Pete Carroll and columns by nationally-known football writers Vic Carucci of the Buffalo News and Paul Domowitch of the Philadelphia Daily News. All that is in addition to the behind-the-scenes information PFW readers have grown accustomed to reading each week. To subscribe to *Patriots Football Weekly*, all 1-800-494-PATS. All subscribers receive a free copy of the 1999 official Patriots Yearbook.

Additionally, PFW subscribers can read the newspaper online at: **www.pfwonline.com**

PFWonline will provide fans with everything they've come to expect from the newspaper along with frequent up-to-the minute news and updates, audio and video opportunities as well as faster delivery.

www.nfl.com

For an in depth look at the other 30 teams in the NFL, the latest news about the National Football League or scoring updates on Sunday's during the 1999 season, just type **www.nfl.com**

www.nflmedia.com

The NFL maintains this site for all media to access league and team information. In addition, statistics, game summaries, weekly capsules and much, much more are available on this site.



PATRIOTS ON THE INTERNET - www.patriots.com

Fans are finding there's no place like the Patriots home page. For the fifth consecutive season, fans worldwide can retrieve the latest Patriots information via the World Wide Web. The Patriots.com staff has exciting plans in 1999 to add to what is currently available on the site:

The BEST streaming video on the web featuring:

- Cyber Sideline, the Internet's first regularly-scheduled direct-to-digital video show. Now in its 3rd season!
- Patriots LIVE! -- coverage of all Head Coach Pete Carroll and Drew Bledsoe press conferences.
- More Patriots LIVE! -- Post game shows of all prime time games.
- The best features from Patriots All Access, the team's Emmy award-winning weekly television show.
- Daily updates all year long.
- BREAKDOWN of each game with in-depth previews and reviews.
- THE BEST color pictures from each game and every practice.
- A BULLETIN BOARD that allows fans to express opinions on matters regarding the team.
- A CHAT ROOM that unites Patriots fans from across the world.
- PRESS RELEASES and the new PATRIOTS MASCOT to keep fans abreast of all the team's latest team and stadium news.
- AN ON-LINE PRO SHOP to purchase the latest Patriots merchandise.
- Patriots and Cheerleader THINGS! Featuring the best in digital multimedia images.
- A FANTASY FORECAST contest that allows fans to test their knowledge and win weekly prizes.
- An on-line version of the team's MEDIA GUIDE.
- All the information needed to purchase PATRIOTS TICKETS.

Web site development by Online Environs, Inc. They can be contacted at (617) 661-6333 or you can visit their web site at **www.environs.com**.




adidas Sideline Polo

WEAR THIS AND YOU MAY BE ASKED TO FILL IN.

It's what the coaches wear. It's the official performance apparel brand of the New England Patriots. It's all authentic and identical to what the Patriots coaches put on before practice and game day. You can wear this or you can wear something ordinary. It's your call.

© 1995 adidas America Inc. The THREE STRIPES is a registered trademark of adidas-Salomon AG.





Like
You've
Never Heard
Them Before

THE PATRIOTS ROCK NETWORK
(ON STEREO)

WBCN
104.1 FM