NEW ENGLAND PATRIOTS

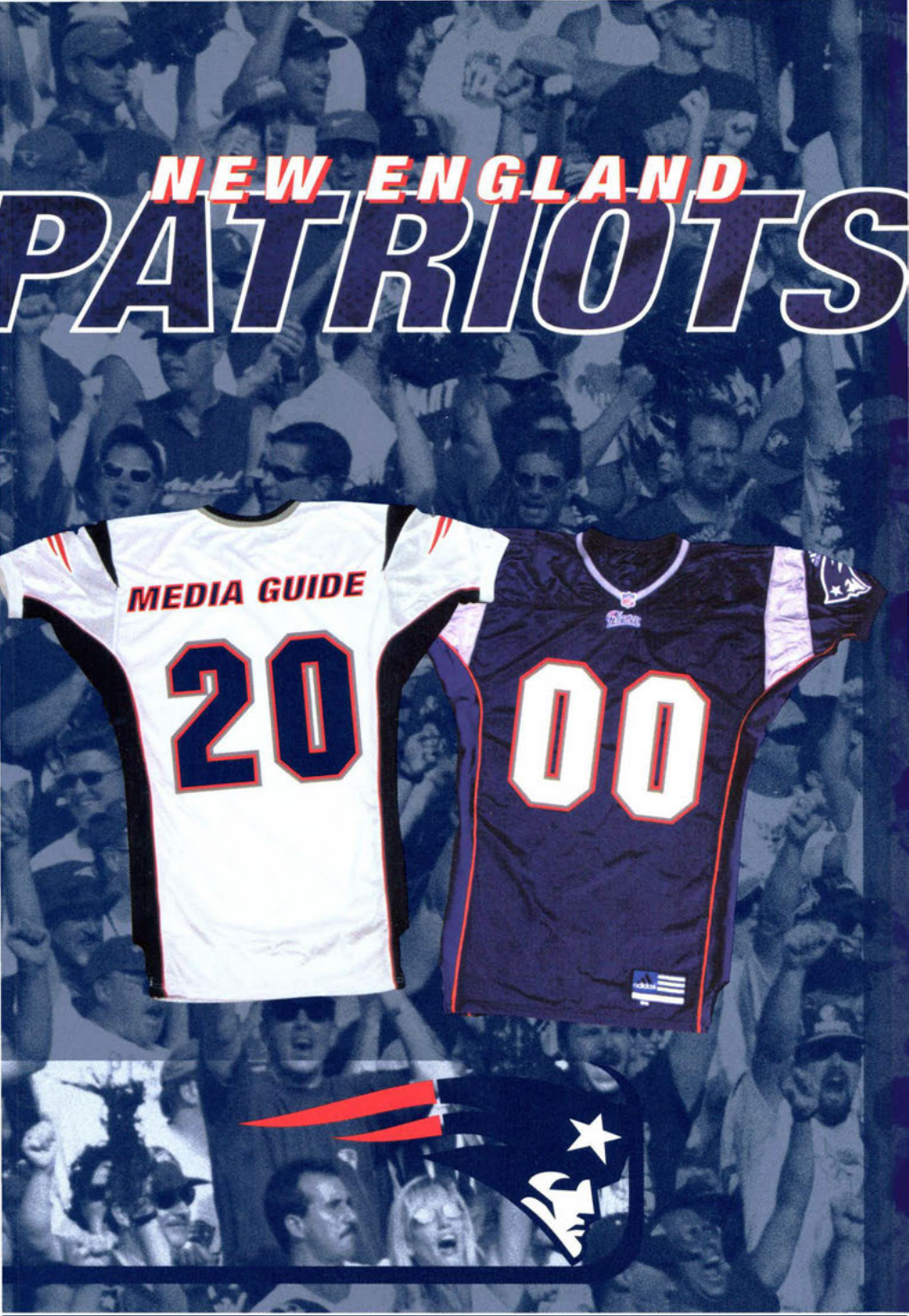

A NEW LOOK FOR A NEW MILLENNIUM

MEDIA RELATIONS STAFF

Stacey James
Director

Anthony Moretti
Assistant Director

Kathleen Whiteside
Assistant

Tracy Goulet
Dir. of Comm. Rels.

The 2000 New England Patriots media guide has been prepared to assist all members of the media in their coverage of the Patriots during the 2000 season. Should you require additional information, further assistance or wish to arrange an interview, please contact a member of the Patriots media relations staff — Stacey James, Anthony Moretti or Kathleen Whiteside.

MEDIA RELATIONS CONTACTS

Foxboro Stadium • 60 Washington Street • Foxboro, MA 02035 • 508-543-8200 • Fax: 508-543-9053

	Office Phone	Home Phone	E-mail Address
Stacey James	(508) 384-9105	(401) 453-8212	staceyj@patriots.com
Anthony Moretti	(508) 384-9111	(617) 254-2504	anthonym@patriots.com
Kathleen Whiteside	(508) 384-9119		kathleenw@patriots.com

PATRIOTS 2000 SCHEDULE

2000 PRESEASON SCHEDULE

Date	Opponents	Eastern Time	Network	Affiliate
Monday, July 31	**Pro Football Hall of Fame Game (Canton, Ohio)**			
	San Francisco 49ers	**8:00 p.m.**	**ABC**	**WCVB**
Friday, Aug. 4	at Detroit Lions	7:00 p.m.		WCVB
Friday, Aug. 11	at Washington Redskins	8:00 p.m.		WCVB
Sunday, Aug. 20	**Tampa Bay Buccaneers**	**4:00 p.m.**	**FOX**	**WFXT**
Thursday, Aug. 24	Carolina Panthers	8:00 p.m.		WCVB

2000 REGULAR SEASON SCHEDULE

Date	Opponents	Eastern Time	Network	Affiliate
Sunday, Sept. 3	Tampa Bay Buccaneers	1:00 p.m.	FOX	WFXT
Monday, Sept. 11	**at New York Jets**	**9:00 p.m.**	**ABC**	**WCVB**
Sunday, Sept. 17	Minnesota Vikings	4:00 p.m.	FOX	WFXT
Sunday, Sept. 24	at Miami Dolphins	1:00 p.m.	CBS	WBZ
Sunday, Oct. 1	at Denver Broncos	4:00 p.m.	CBS	WBZ
Sunday, Oct. 8	Indianapolis Colts	1:00 p.m.	CBS	WBZ
Sunday, Oct. 15	New York Jets	4:00 p.m.	CBS	WBZ
Sunday, Oct. 22	at Indianapolis Colts	1:00 p.m.	CBS	WBZ
Sunday, Oct. 29	Bye Week			
Sunday, Nov. 5	Buffalo Bills	1:00 p.m.	CBS	WBZ
Sunday, Nov. 12	at Cleveland Browns	1:00 p.m.	CBS	WBZ
Sunday, Nov. 19	Cincinnati Bengals	1:00 p.m.	CBS	WBZ
Thursday, Nov. 23	**at Detroit Lions**	**12:30 p.m.**	**CBS**	**WBZ**
Monday, Dec. 4	**Kansas City Chiefs**	**9:00 p.m.**	**ABC**	**WCVB**
Sunday, Dec. 10	at Chicago Bears	1:00 p.m.	CBS	WBZ
Sunday, Dec. 17	at Buffalo Bills	1:00 p.m.	CBS	WBZ
Sunday, Dec. 24	Miami Dolphins	1:00 p.m.	CBS	WBZ

BOLD indicates nationally televised games

MEDIA GUIDE INDEX

100 Games-Played .427
100-Yard Receivers .417
100-Yard Receivers (opponent) .421
100-Yard Rushers .416
100-Yard Rushers (opponent) .420
300-Yard Passers .418
300-Yard Passers (opponent) .419

1999 Year In Review .263
- Final Defensive Statistics .266
- Final Offensive Statistics .265
- Game-by-Game Statistics .268
- Game-by-Game Review .287
- Honors and Awards .279
- NFL Standings .264
- Organizational Movements .282
- Participation Chart .280
- Starters .281

All-Time Results .355
- Preseason .356
- Regular Season .365
- Series .359

Anniversary Teams .309
Attendance Figures by Year .364
- Largest Crowds .338

Biographies
- Football Staff .17
- Draft Choices .225
- Executive Bios .7
- Rookie & First-Year Free Agents .240
- Index .6
- Veteran Players .45

Bryant College .477

Calendar (Important Dates) .4
Coaches All-Time Roster .351
Coaches All-Time Records .352
Contract Status .256

Draft (All-Time) .333

Foxboro Stadium .479
- Directions to .479

Free Agent Signings (all-time) .349
Future Super Bowl Sites .5

Hall of Fame .304
Historical Highlights .312
How the Patriots Were Built .261

Internet .487

Last Time It Happened .284
Last Time Playoffs .450
Longest Plays .414

New Stadium .2
New Uniforms .2
NFL Directory .486
NFL Schedule .482

Overtime Games .362

Patriots Cheerleaders .478
Playoffs .447
- Game-by-Game .455
- Tie Breaking Formula .449
- Records .451

Pool Reporters .476
Preseason Television .474
Pro Bowl Selections .311
Pronunciation Guide .6

Radio Broadcast Network .475
Records
- Consecutive .413
- Individual .427
- Longest Plays .414
- Playoffs .451
- Sacks .433
- Team .437

Record When .267
Rosters .257
- 2000 Alphabetical .259
- 2000 Numerical .257
- All-Time .321

Staff Directory .15

Trades .343
Training Camp .477

Year-by-Year Leaders .423

2000 PATRIOTS MEDIA GUIDE CREDITS

This media guide includes a compilation of information that has been gathered and preserved by each of the team's previous public relations departments. Many thanks to everyone who has helped prepare and preserve this information.

Written by:
Anthony Moretti and Stacey James
Special Assistance:
Kathleen Whiteside, David Gaylinn, Matt Wolf, Ben Black, Amy Apicerno and Luke Coppedge
Advertising Sales: Lou Imbriano
Photos: Patriots team photographers David Silverman and Tom Croke.

Design and Production:
Professional Sports Publications
355 Lexington Ave.
New York, NY 10017
(212) 697-1460
Bob Scalza, Joe Gabrielle
Mary Shannon, David Charnews, Anthony Liptak

A NEW LOOK FOR A

The Patriots enter the new millennium with a new look and the excitement of playing in a new stadium in just two seasons. Here is a peek at the Patriots new look.

EW MILLENNIUM

OUT WITH THE OLD	STADIUM FACTS	IN WITH THE NEW
Approximately $6 million	Cost	Approximately $325 million
7,281	Chairback Seats	68,000
53,011	Bench Seats	0
16 1/2 inches (Bench)	Width of Seats	19 inches (15% more space)
34	Luxury Suites	80 (Ranging from 800-1700 sf)
504	Luxury Suite Seats	2,000
0	Club Seats	6,000 (21 inches wide)
0	Club Lounges	2 (Each 3 stories high and over 60,000 sf)
11,000	Parking Spaces	14,000
117	Concession Points of Sale	over 350
1	Number of Concourses	3
35 feet	Width of Concourses	70 feet
6	Permanent Novelty Stands	15
3,600 square feet	Team Store	6,000 square feet
1	Video Screens	2
29 feet x 29 feet	Size of Video Screens	48 feet x 27 feet
7.95 acres	Stadium Footprint	17.3 acres
10	Mens Restrooms	22
10	Womens Restrooms	22
0	Family Restrooms	16
167	Port-a-Johns	0
115	Television Monitors	Over 1,000
Single Point Sound	Sound System	Full Stadium Distributed Sound

2000 CALENDAR OF EVENTS

(All Times Eastern)

June 15	Deadline for club to withdraw qualifying offer to restricted free agents and still retain exclusive negotiating rights by substituting tender of one-year contract at 110 percent of previous year's paragraph five salary.
June 25	World Bowl '00, Waldstadion, Frankfurt.
July 5	Claiming period of 24 hours begins in waiver system.
July 15	Signing period ends at 4 p.m., EDT, for unrestricted free agents to whom June 1 tender was made by old club, transition players, and Franchise Players who are eligible to receive offer sheets. After this date and through 4 p.m., EDT, on November 7, old club has exclusive negotiating rights to these players.
July 15	On or after this date a club that extends a franchise player's existing player contract shall not be deemed to have utilized its franchise player designation for the period of the extension.
July 17	Patriots open training camp at Foxboro Stadium.
July 23	Patriots open training camp at Bryant College in Smithfield, R.I.
July 29-31	Hall of Fame Weekend.
July 31	**2000 Preseason Opener**
	Hall of Fame Game, Canton, Ohio: Patriots vs. San Francisco (8:00 p.m.) WCVB
August 3-7	First Preseason Weekend.
August 4	**Patriots at Detroit Lions (7:00 p.m.) WCVB**
August 4	Deadline for players under contract to report to earn a season of free agency credit.
August 5	American Bowl, Tokyo, Japan: Atlanta vs. Dallas.
August 11	**Patriots at Washington Redskins (8:00 p.m.) WCVB**
August 13	Patriots break camp at Bryant College.
August 20	**Patriots vs. Tampa Bay Buccaneers (4:00 p.m.) WFXT**
August 22	Roster cut-down to maximum of 65 players on Active List by 4 p.m., EDT.
August 24	**Patriots vs. Carolina Panthers (8:00 p.m.) WCVB**
August 27	Roster cut-down to maximum of 53 players on active/inactive List by 4 p.m., EDT. NFL Europe League exemptions expire.
August 28	After 4 p.m., EDT, clubs may establish a practice squad of five players by signing free agents who do not have an accrued season of free agency credit or who were on the 45-player Active List for less than nine regular season games during their only accrued season(s). A player cannot participate on the practice squad for more than two seasons.
September 3-4	Regular season opens.
September 3	**Patriots vs. Tampa Bay Buccaneers (1:00 p.m.) WFXT**
September 11	**Patriots at New York Jets (9:00 p.m.) WCVB**
September 17	**Patriots vs. Minnesota Vikings (4:15 p.m.) WFXT**
September 24	**Patriots at Miami Dolphins (1:00 p.m.) WBZ**
October 1	**Patriots at Denver Broncos (4:05 p.m.) WBZ**
October 8	**Patriots vs. Indianapolis Colts (1:00 p.m.) WBZ**
October 10	All trading ends at 4 p.m., EDT.
October 11	Players with at least four previous pension-credited seasons are subject to the waiver system for the remainder of the regular season and post-season.

2000 CALENDAR OF EVENTS (CONT.)

October 15	**Patriots vs. New York Jets (4:05 p.m.) WBZ**
October 22	**Patriots at Indianapolis Colts (1:00 p.m.) WBZ**
October 29	Bye Week
November 5	**Patriots vs. Buffalo Bills (1:00 p.m.) WBZ**
November 7	Deadline for clubs to sign by 4 p.m., EDT, their unrestricted free agents and/or restricted free agents to whom June 1 tender was made. If still unsigned after this date, such players are prohibited from playing in NFL in 2000.
November 7	Deadline for clubs to sign drafted players by 4 p.m., EDT. If such players remain unsigned, they are prohibited from playing in NFL in 2000.
November 12	**Patriots at Cleveland Browns (1:00 p.m.) WBZ**
November 19	**Patriots vs. Cincinnati Bengals (1:00 p.m.) WBZ**
November 23	**Patriots at Detroit Lions (12:30 p.m.) WBZ, Thanksgiving Day**
December 4	**Patriots at Kansas City Chiefs (9:00 p.m.) WCVB**
December 10	**Patriots at Chicago Bears (1:00 p.m.) WBZ**
December 17	**Patriots at Buffalo Bills (1:00 p.m.) WBZ**
December 24	**Patriots at Miami Dolphins (1:00 p.m.) WBZ**
December 23-25	Regular season closes.
December 26	Clubs may begin signing free agent players for the 2001 season.
December 30-31	Wild-card playoff games.

2001

January 6-7	Divisional playoff games.
January 14	AFC and NFC championship games.
January 28	Super Bowl XXXV, Raymond James Stadium, Tampa, Fla.
February 1	First day clubs can designate Franchise or Transition players.
February 4	AFC-NFC Pro Bowl, Honolulu, Hawaii.
February 5	Waiver system begins for 2001.
February 15	Deadline at 4 p.m., EDT, for clubs to designate Franchise and Transition Players.
February 15	Expiration date of all player contracts due to expire in 2000.
February 16	Free Agency period begins.
February 22-26	Combine Timing and Testing, RCA Dome, Indianapolis, Ind.
April 21-22	Annual Player Selection Meeting, New York, N.Y.

FUTURE SUPER BOWL SITES

Super Bowl XXXV	
January 28, 2001	Raymond James Stadium, Tampa, Fla.
Super Bowl XXXVI	
January 27, 2002	Superdome, New Orleans, La.
Super Bowl XXXVII	
January 26, 2003	Qualcomm Stadium, San Diego, California

BIOGRAPHICAL INDEX

NAME	
Adams, Ernie	41
Allen, Marvin	37
Andersen, Jason	46
Anderson, Maurice	240
Bailey, Aaron	47
Beadles, Terrance	240
Belichick, Bill	18
Bishop, Michael	51
Bjornson, Eric	52
Bledsoe, Drew	57
Brady, Tom	233
Brisby, Vincent	85
Brocher, Don	43
Brown, Troy	90
Brumels, Kirk	42
Bruschi, Tedy	98
Bumgardner, Matt	241
Burke, Ned	33
Carter, Chris	103
Carter, Tony	105
Cegelski, Robert	38
Cook, Larry	36
Dabol, Brian	33
Davidson, Jeff	22
Davis, Adam	241
Davis, Shockmain	242
Dee, Jimmy	44
Deininger, Ken	41
Eaton, Chad	111
Edwards, Robert	115
Eitzmann, Chris	242
Ellis, Ed	119
Eskridge, John	243
Faulk, Kevin	120
Fears, Ivan	22
Fletcher, Derrick	122
Floyd, Chris	123
Friesz, John	125
Gaiter, Tony	130
Gatrell, Rob	244
George, Tony	131
Gilliard, Cory	132
Glenn, Terry	133
Grimes, Reggie	244

NAME	
Hallum, Jake	38
Harris, Antwan	232
Harris, Raymont	141
Hausmann, Jim	12
Hillebrand, John	43
Holleman, Chad	245
Imbriano, Lou	13
Jackson, Mark	33
Johnson, Garrett	245
Johnson, Lee	145
Johnson, Ted	150
Jones, Tebucky	155
Katzenmoyer, Andy	157
Kibble, James	246
Kilroy, Bucko	35
Klemm, Adrian	225
Kraft, Jonathan	10
Kraft, Robert	8
Lane, Max	160
Langham, Antonio	162
Law, Ty	166
Licht, Jason	39
Lowery, Don	12
Malveaux, Kelly	246
Mangini, Eric	23
Marriott, Jeff	230
McGinest, Willie	172
Megna, Marc	247
Melvin, Randy	24
Milloy, Lawyer	178
Mitchell, Brandon	183
Morey, Sean	185
Munch, John	247
Najarian, Berj	42
Neto, Fernando	44
Nugent, David	235
O'Neil, Ron	42
Pass, Patrick	238
Paul, Markus	25
Pawlak, Paul	39
Paxton, Lonie	248
Pioli, Scott	34

NAME	
Pollom, Mike	40
Pospisil, Scott	249
Redmond, J.R.	226
Rehbein, Dick	26
Rideau, Rodney	249
Robinson-Randall, Greg	228
Rucci, Todd	187
Rutledge, Rod	189
Ryan, Rob	27
Scarlett, Noel	250
Scarnecchia, Dante	28
Scott, Lance	190
Seely, Brad	29
Serwanga, Kato	191
Shaw, Harold	194
Sheldon, Thad	251
Simmons, Tony	196
Slade, Chris	199
Smith, Jamel	251
Spires, Greg	206
Stachelski, Dave	229
Sternfeld, Ken	40
Tardio, Robert	252
Taylor, Kerry	252
Thomas, Henry	208
Tippett, Andre	34
Tisdale, Casey	236
Tuitele, Maugaula	253
Tujague, Ryan	254
Vinatieri, Adam	213
Vital, Lionel	37
Walker, DeWayne	30
Walsh, Matt	44
Wasynczuk, Andy	11
Weis, Charlie	31
Whigham, Larry	219
Williams, Grant	222
Williams, Martinez	254
Woicik, Mike	33
Woods, Mike	255
Woody, Damien	223
Wright, Alexander	40

PATRIOTS PRONUNCIATION CHART

Eric Bjornson	be-YORN-son
Tedy Bruschi	BREW-ski
Chris Eitzmann	ITES-man
John Friesz	FREEZE
Kelly Malveaux	MAL-vo
Todd Rucci	ROOCH-ee
Kato Serwanga	kah-TOE SIR-wahn-gah
Dave Stachelski	stah-HEL-ski
Maugaula Tuitele	m-ow-ga-OOLA
Ryan Tujague	TWO-jay
Adam Vinatieri	VIN-a-TERRY

NEW ENGLAND PATRIOTS

EXECUTIVE BIOS

ROBERT KRAFT

CHAIRMAN & OWNER

In January of 1994, the fate of the New England Patriots rested in the hands of Foxboro Stadium owner Robert Kraft. A Patriots fan since the team's early AFL days in Boston and a season ticket holder since 1971, Kraft faced one of the most difficult decisions of his life; whether to commit nearly $200 million of family resources to purchase the Patriots, or accept a $75 million buyout offer to void the final years of the team's stadium lease, which would allow team owners to move the franchise outside New England.

On Jan. 21, 1994, Kraft passed on the buyout offer, choosing instead to make an 11th-hour bid to buy the team. The sale met league approval on Feb. 25, 1994. The following day, season tickets for the 1994 season went on sale and Patriots fans showed their support of Kraft's decision in record numbers. By the end of that first business day - amidst a winter snowstorm - 5,958 season ticket orders had been placed, shattering the previous single-day sales record of 979. That show of support validated Kraft's decision to buy the team.

He inherited a team with the league's lowest payroll in 1993, but his teams have consistently ranked among the highest payrolls in the league since taking ownership in 1994. In fact, within his first six months as owner, after paying a record amount to purchase the Patriots, he had already paid out another $13 million in signing bonuses, just to give the Patriots a nucleus of talent from which to build. Since then, he has continued to provide the financial resources needed to retain the team's top players.

Having such a strong commitment from ownership restored the faith of Patriots fans and rejuvenated interest throughout New England. Season ticket sales soared to new heights, eclipsing 40,000 for the first time in franchise history. By the start of the 1994 regular season every game was sold out, a feat that had not been accomplished in the franchise's previous 34 seasons. That meant that the local broadcast blackout would be lifted and every Patriots game, home and away, would be televised throughout New England for the first time in team history, an invaluable benefit to fans throughout the region.

That year, those faithful fans were rewarded with a dramatic playoff race when the Patriots put together a season-ending, seven-game win streak that propelled them into the playoffs for the first time in eight years. In just one year, the Patriots had taken a quantum leap.

In 1996, the Patriots won their first division title in 10 years and hosted just their second playoff game in franchise history, scoring a resounding 28-3 victory over the Pittsburgh Steelers. The following week, the Patriots hosted the franchise's first conference championship game and advanced to Super Bowl XXXI with a 20-6 victory over Jacksonville.

In 1997, the Patriots repeated as division champions for the first time in franchise history and hosted Miami in the first round of the playoffs. The Patriots improved to 3-0 in home playoff games with a 17-3 victory. A one-point loss in the divisional playoff game at Pittsburgh the following week kept the Patriots from hosting their second consecutive AFC Championship Game and from defending their conference title.

In 1998, the Patriots returned to the playoffs for a third consecutive year, another franchise first. It was their fourth playoff appearance in Kraft's five seasons as owner, an unimaginable rebound for a franchise that had just six playoff appearances in its first 34 seasons.

Now in his seventh season as owner, Kraft has seen the popularity and support for the Patriots grow to unprecedented levels. Once again, every Patriots game sold out prior to the start of the season. By the end of the 2000 regular season, the Patriots will have extended their consecutive sell-out streak to 71 games, including preseason and postseason games. For a greater understanding of just how much support for the Patriots has grown in the past six seasons, consider that the team now reports more fans on their season ticket waiting list (approximately 35,000) than the 28,954 season ticket holders they reported in 1993.

Playing before capacity crowds each week at

Foxboro Stadium has created a tremendous home-field advantage for the Patriots. In the past four years, the Patriots have a 26-9 record at home (a .742 winning percentage), including a 3-0 record in the playoffs.

Creating such an environment for Patriots games had long been a goal for Kraft, who first became a fan of the Boston Patriots in their AFL days of the early 1960s. He attended games at each of the team's Boston venues, which included Boston University Field, Fenway Park, B.C. Alumni Stadium and Harvard Stadium. When the team moved to Foxboro, he became a season ticket holder. Although he has fond memories of attending games with his four sons at Foxboro Stadium, he can also empathize with the fans who have endured decades of stadium discomforts while attending Patriots games. Being a Patriots fan and a long-time season ticket holder gave Kraft a unique perspective when he became a franchise owner in 1994. As an owner, he wanted to create a long-term stadium solution for the team with all the creature comforts of a modern stadium.

If there was ever any question regarding Kraft's determination to achieve this goal, it was answered in the form of a $325 million commitment - the price the Krafts committed toward constructing a privately-financed, state-of-the-art facility in Foxboro with all the creature comforts that he had once wished for as a season ticket holder. The 68,000-seat stadium is currently under construction and will open in time for the 2002 football season.

Add it all up, and in just six years, Kraft has already invested well over half a billion dollars to keep the Patriots in New England for generations to come and has provided the financial support to allow the Patriots to compete for future Super Bowl championships.

In a short time, Kraft has emerged as one of the league's most influential owners. In 1998, he was appointed the chairman of the league's Finance Committee and played a leading role as a member of the Television and Broadcast Committee, which negotiated the most lucrative broadcast contract in the history of sports. Most recently, he was instrumental in the passing of a league proposal to unite the league's Internet ventures, which will allow revenues to be divided evenly among the teams. He also serves on the Special Committee on Strategic Opportunities and Challenges as well as both the International and NFL Properties Committees.

A native of Brookline, Mass., Kraft attended local public schools before entering Columbia University on an academic scholarship. While attending Columbia, he also played football for the Lions. Upon graduation, he received a fellowship to attend the Harvard School of Business, where he earned a master's degree in business administration.

Kraft began his business career with the Rand-Whitney Group, Inc. of Worcester, Mass., a company he later acquired. In 1972, he founded International Forest Products, a trader of paper commodities that now does business in over 80 countries around the world. Together, Rand-Whitney and International Forest Products comprise one of the largest privately owned paper and packaging companies in the United States. In 1998, he founded the Kraft Group to serve as the holding company for the family's varied business interests. He is the Founder, Chairman and Chief Executive Officer of the Kraft Group, whose holdings include the Rand-Whitney Group, Rand-Whitney Containerboard, International Forest Products, the New England Revolution and a portfolio of more than 30 private equity investments.

In 1994, Kraft's efforts helped secure Boston/Foxboro as one of the nine World Cup venues, which ultimately led to the arrival of Major League Soccer in New England in 1996 with the New England Revolution. In 1998, he reaffirmed his confidence in Major League Soccer when the Krafts became Investor/Operators of the San Jose franchise.

Kraft has had a long-time interest in sports. In the 1970s, he was the owner of the Boston Lobsters professional tennis team and recruited the legendary Martina Navratilova to join the squad.

Over the past 25 years, the Krafts have been among Boston's most philanthropic families, donating millions of dollars in support of local charities and civic affairs. Robert serves on the Executive Committee of the Dana-Farber Cancer Institute and established the Robert K. Kraft Family Blood Donor Center. He also serves on the Board of Overseers of the Boston Symphony Orchestra, is a trustee of his alma mater at Columbia University and serves on the Board of Directors for the Harvard Business School. He is the recipient of honorary degrees from Boston University, Bryant College, Curry College and Suffolk University.

JONATHAN KRAFT

VICE CHAIRMAN

Jonathan A. Kraft is now in his seventh season with the Patriots. As Vice Chairman, he oversees the overall development of each department within the organization and assists in their strategic planning. He also works closely with his father to represent the Patriots in all league matters.

Since 1994, he has played an integral role in three of the biggest Patriots developments in franchise history. First, he was a key figure in the negotiations that led to the Kraft's purchase of the Patriots and saved the team from an inevitable move out of New England. Secondly, under Jonathan's direction, the Patriots became Internet pioneers when the team launched their web site in March of 1995. It was the first site introduced by a professional sports team. Finally, on Dec. 6, 1999, Patriots fans rejoiced as the Town of Foxboro voted in overwhelming support to approve the team's new privately financed $325 million stadium proposal. It is safe to say that over the past six years, no one has spent more time or energy to creatively find long-term stadium solutions for the Patriots. After six years, the search has ended and Patriots fans can look forward to attending games in Foxboro for generations to come.

By following Kraft's vision to broaden the team's horizons, the Patriots have reached a global audience through the Internet and team newspaper.

The Patriots' Internet site, www.patriots.com, continues to be among the most aggressive in introducing new technologies. In 1997, the site launched the first nightly streaming video by a sports team. This year, Patriots Video News, formerly known as Cybersideline will continue to broadcast a nightly Patriots report at 7:00 p.m. ET. In addition, fans can tune in to watch Patriots Live!, featuring live feeds of every major press conference and live post-game shows following each Monday night football game.

Kraft also initiated the publishing of the franchise's first full-color team newspaper, *Patriots Football Weekly*. It is the only full-color weekly publication offered by an NFL team and is the first of its kind in professional sports. It appears on newsstands throughout New England and is distributed to Patriots fans internationally. In just five years, the publication's circulation has grown exponentially and now ranks among the league's top three team newspapers.

In addition to his role with the Patriots, Kraft also plays a leading role in each of the family's other business pursuits as the president and chief operating officer of the Kraft Group. The Kraft Group is the holding company of Rand-Whitney Containerboard, the Rand-Whitney Group, International Forest Products, the New England Revolution and a portfolio of more than 30 private equity investments.

He played an integral role in bringing world class events to Foxboro Stadium, including the following major concerts: The Rolling Stones, Aerosmith, Elton John, Billy Joel, Pink Floyd and The Dave Matthews Band. For his efforts, the Greater Boston Convention and Visitors Bureau, Inc. presented Kraft with the "Spirit of Tourism" Award for his work in promoting tourism and economic activity in the Commonwealth.

A Williams College graduate, Kraft received his MBA from the Harvard School of Business. He is on the Board of Directors for several organizations, including the Massachusetts Sports Partnership and the Genesis Fund. He is also on the Board of Trustees for the Belmont Hill School.

Jonathan and his wife, Patti, have two children, Harry and Sadie.

ANDY WASYNCZUK

SENIOR VICE PRESIDENT—CHIEF OPERATING OFFICER

Andy Wasynczuk, in his seventh season with the Patriots, was appointed Senior Vice President and Chief Operating Officer in 1999. As COO, he oversees the daily operations of each department in the organization, including the team's salary cap management.

Since the spring of 1999, he has served as the team's primary representative responsible for managing the efforts to build a new, state-of-the-art stadium in Foxboro. In December of 1999, residents of Foxboro voted in overwhelming support of the new stadium, a $325 million, privately-financed venue that will open in the spring of 2002. Over the next two years, Wasynczuk will oversee the project and continue to work closely with local officials to meet that goal.

Wasynczuk also works in concert with Head Coach Bill Belichick on all personnel signings. In six seasons, he has successfully negotiated agreements with every Patriots pick prior to the start of training camp. In addition to avoiding any rookie holdouts, he has also been successful in negotiating deals with potential Patriots free agents by signing players to contract extensions before their contracts have expired. That philosophy has kept a young nucleus of talented players together, including Drew Bledsoe, Lawyer Milloy, Ty Law, Willie McGinest, Chris Slade and Ted Johnson. Having that nucleus together for the past four seasons has resulted in three playoff appearances, back-to-back division titles for the first time in franchise history and an AFC Championship.

In addition to his Patriots commitments, Wasynczuk also has responsibilities to the National Football League as a member of the league's Technology Committee.

Prior to joining the Kraft's organization, Wasynczuk was a consultant at Bain and Company in Boston, an internationally recognized consulting firm. At Bain, he developed market strategies and business plans for international corporations in the packaging and financial service industries. In January 1989, he joined Foxboro Stadium Associates as the Chief Operating Officer. Over the last 11 years, his responsibilities in that capacity have included the overall management of the stadium and the long-term development of the stadium complex. Since his arrival, Foxboro Stadium has been among the busiest outdoor stadium entertainment venues in the world. Home to the New England Patriots and New England Revolution, the stadium has hosted hundreds of sporting events, as well as some of the largest touring concerts in the nation. In 1994, Wasynczuk played an important role in attracting the World Cup to Foxboro.

Wasynczuk earned a bachelor's and a master's degree in electrical engineering from Case Western Reserve University. In 1983, he added a second master's degree (in business administration) from the Harvard Business School.

He is active in a variety of community activities, including the Board of Directors for the Marketplace Network. He is a frequent guest speaker at local community service organizations and various academic institutions.

Andy and his wife, Rebecca, have three children and reside in Westwood, Mass.

JIM HAUSMANN

VICE PRESIDENT—FINANCE

Jim Hausmann, now in his ninth season with the Patriots, was appointed Vice President of Finance on Jan. 21,1994.

His primary duty as Chief Financial Officer is to oversee all financial activity involving the organization's football and stadium operations. In 1996, his role was expanded to include the financial operations for the New England Revolution, the Major League Soccer franchise the Krafts took ownership of in 1995. He reports directly to both Robert and Jonathan Kraft on all matters involving the financial aspects of the Patriots, the Revolution and Foxboro Stadium.

In 1999, the San Jose Earthquakes, another MLS franchise, was added to the Kraft Sports Group, with related financial responsibilities for the Foxboro financial staff. Over the next two years, Hausmann and his staff will also be responsible for the financial and construction accounting of the New Patriots Stadium.

Hausmann joined the Patriots on May 17, 1992 as its Vice President and Chief Financial Officer. In 1993, he was named the Executive Vice President of Business Operations.

Before joining the Patriots, Hausmann was employed as a senior audit manager with the international accounting firm of Deloitte, Haskins & Sells (now Deloitte & Touche). He worked in their St. Louis, Mo. office from 1970-84 and again from 1990-92. He took a brief hiatus from the accounting firm from 1985-89 when he was named the chief financial officer of a regional stock brokerage firm in St. Louis.

Hausmann graduated from Southern Illinois University in 1970 with a bachelor's degree in business administration and accounting. In 1973, he earned his CPA certificate while working at Deloitte.

Jim and his wife, Terri, have three children and reside in Foxboro, Mass.

DON LOWERY

VICE PRESIDENT—PLAYER DEVELOPMENT AND COMMUNITY AFFAIRS

Showing his commitment to developing a model for player programs in the league, Robert Kraft appointed Don Lowery as Vice President of Player Development and Community Affairs on March 9, 1998.

In this role, Lowery oversees the operation of the team's player program activities, including continuing education, financial education, career internship and family assistance. He also manages an initiative between the team and Northeastern University that includes intensive training in understanding and preventing domestic violence. Lowery is responsible for the management of all the team's community outreach efforts, including directing the work of the New England Patriots Charitable Foundation.

Lowery originally joined the Patriots in March of 1994 as the director of public and community relations. In 1997, he was promoted to Vice President. He continued to serve as the team's spokesperson and placed greater emphasis on directing the team's activities within the community, including public

appearances and charitable donations. The promotion also brought more responsibility in his involvement with the New England Patriots Charitable Foundation and the team's public affairs projects.

Before joining the Patriots, Lowery spent five years as a newspaper reporter for the *Roanoke (Va.) Times & World News,* the *Norfolk Ledger Star,* the *Arizona Republic* in Phoenix and the *Boston Globe.* In his various positions, he worked as general assignment reporter and covered education, government and business. From 1982 through 1991, he was Director of Public Affairs and Editorials for WHDH-TV, the CBS (now NBC) affiliate in Boston. In that position, he was responsible for overseeing the development and production of the station's pubic affairs programming and writing and delivering the station's editorials. Following his work in television, Lowery spent two years working as a public finance investment banker in Boston for Lazard Freres & Co. and First Albany Corp.

During his career in journalism, Lowery was the recipient of several awards, including prizes for outstanding editorial writing from the Associated Press, United Press International and Lincoln University. In addition, he twice received the Emmy Award from the New England Chapter of the National Academy of Television Arts and Sciences for outstanding editorials.

Lowery serves on the board of directors of several non-profit organizations, including Boston Partners in Education, Big Brother Association of Greater Boston, the Steppingstone Foundation and the Massachusetts Amateur Athletic Association.

Lowery graduated from Wesleyan University in Middletown, Conn. in 1977 with a bachelor's degree in economics.

Donald Lowery was born on Jan. 6, 1956 in Chicago, Ill. He is single and resides in Boston.

LOU IMBRIANO

VICE PRESIDENT—MARKETING AND SPECIAL EVENTS

Lou Imbriano joined the Patriots in 1997 when he was named the director of marketing and special events. After just three seasons, he was promoted to Vice President. In his current role, he oversees all aspects of marketing and any special events for the Patriots, Revolution, Foxboro Stadium, Spooky World and the New Patriots Stadium.

He has implemented a number of successful ongoing events for the Patriots, including the creation of the Patriots Experience, an interactive football theme park that is enjoyed by families in the festival area before each Patriots game and during the summer at the team's training camp. He is also credited with the initiation of the Patriots Charitable Foundation Annual Golf Tournament, a tournament that has raised over $700,000 in the past three years to support charitable causes throughout New England.

He also oversees all aspects of the marketing efforts for all Kraft sports and entertainment ventures, including the creation and development of marketing programs, events, sales initiatives, premium seating sales, advertising and promotions.

Prior to joining the Patriots, he played an integral role in the development of Sports Radio WEEI in Boston. As the marketing director and program coordinator, he was responsible for implementing all marketing campaigns, station promotions, events and programming concepts. While at WEEI, he created the highly acclaimed Sports Jam, a sports interactive fan festival in which all five Boston professional sports teams participated as a joint event. He also formed the *"A-Team,"* which has become one of the highest rated sports radio programs in the history of Boston radio. The Hot Dog Safari, a charitable sports fan event that

grew from a party of 200 into a 35,000-person event, was another Imbriano production. The Safari has raised over a million dollars for the Joey Fund/Cystic Fibrosis Foundation.

Imbriano graduated from Boston College in 1987 and began working as a sports producer for WHDH radio in Boston. He produced all of the station's sports talk shows and sports specials, including the broadcasting of the New England Patriots football games. After four years at WHDH, he joined WEEI as the executive producer for Boston's only all-sports radio station. In 1994, he was promoted to station management as the marketing director and program coordinator.

From 1992-96, he co-created *The Phantom Gourmet*, a food and dining television program and served as the executive producer for *Tuesday Night Football*. His role for these two television programs included the creation of programming content, promotions, marketing and sales of the programs. He also negotiated placement of the shows on television and cable outlets.

Over the years, Imbriano has also played an important role in creating and/or producing the following events: the Dee Brown Slam Dunk Tour, An Evening with Boston Super Stars, WEEI Madness, Jambalaya Crusade, Patriots Kickoff Gala, New England Revolution Soccer Celebration, Team 850 Racing, WEEI Celebrity Golf Tournament, Ciao-Chow Bambino and a multitude of charitable events that have cumulatively raised over four million dollars for deserving charities and foundations.

Lou and his wife, Patricia, have a daughter, Victoria.

PATRIOTS IN PRIME TIME

For the first time in 16 years and just the second time in franchise history, the New England Patriots will play on Thanksgiving Day. The game will be played in Detroit against the Lions on Thursday, Nov. 23, 2000. The Patriots only other appearance on Thankgiving was against the Dallas Cowboys on Nov. 22, 1984 (Cowboys won, 20-17). In addition, the Patriots will also appear on two prime time Monday night games, traveling to New York to battle the Jets on Sept. 11 and again when they host the Kansas City Chiefs on Dec. 4. It is the third time in the last four years that the Patriots have been selected to appear on at least two Monday Night games and the fourth consecutive season that they have been featured in multiple prime time games.

Two of their five nationally televised games this year will be played during the preseason. The Patriots will kickoff the 2000 season against the San Francisco 49ers in the Pro Football Hall of Fame Game on Monday, July 31. They host their first nationally televised game on Sunday, Aug. 20 against the Tampa Bay Buccaneers, a warm-up for their season opener against the Bucs just two weeks later.

DATE	OPPONENT	TIME	NETWORK	LOCAL
Monday, July 31	San Francisco (Canton, Ohio)	8:00 p.m.	ABC	WCVB
Sunday, Aug. 20	Tampa Bay Buccaneers	4:00 p.m.	FOX	WFXT
Monday, Sept. 11	at New York Jets	8:00 p.m.	ABC	WCVB
Thursday, Nov. 23	at Detroit Lions	12:30 p.m.	CBS	WBZ
Monday, Dec. 4	Kansas City Chiefs	8:00 p.m.	ABC	WCVB

2000 STAFF DIRECTORY

Executive Administration
Robert K. Kraft, Chairman and Owner
Jonathan Kraft
Andy Wasynczuk, Senior Vice President and Chief Operating Officer, Vice Chairman

Administration
Richard Karelitz, General Counsel
Jack Mula, Director of Legal and Business Affairs
Jane Becker, Legal Counsel
Marie Coukos, Legal Counsel
Richard Miller, Player Compensation Analyst
Joanne Nichols, Human Resources Director
Alex Tsianatelis, Business Contracts Administrator

Coaching
Bill Belichick, Head Coach
Dante Scarnecchia, Assistant Head Coach/ Offensive Line
Charlie Weis, Offensive Coordinator/Running Backs
Jeff Davidson, Assistant Offensive Line
Ivan Fears, Wide Receivers
Eric Mangini, Defensive Backs
Randy Melvin, Defensive Line
Markus Paul, Assistant Strength and Conditioning
Dick Rehbein, Quarterbacks
Rob Ryan, Linebackers
Brad Seely, Special Teams
DeWayne Walker, Assistant Defense
Mike Woicik, Strength and Conditioning

Football Operations
Ken Deininger, Director of Football Operations
Ernie Adams, Football Research Director
Ned Burke, Coaching Assistant
Brian Daboll, Coaching Assistant
Mark Jackson, Coaching Assistant
Berj Najarian, Executive Administrator to Head Coach
Jimmy Dee, Video Director
Fernando Neto, Video Assistant
Matt Walsh, Video Assistant
Don Brocher, Equipment Manager
John Hillebrand, Assistant Equipment Manager

Player Personnel
Scott Pioli, Assistant Director of Player Personnel
Larry Cook, Director of College Scouting
Andre Tippett, Assistant Director of Pro Scouting
Lionel Vital, National Scout
Bucko Kilroy, Scouting Consultant
Marvin Allen, Personnel Scout
Robert Cegelski, Personnel Scout
Jake Hallum, Personnel Scout
Jason Licht, Personnel Scout
Paul Pawlak, Personnel Scout
Mike Pollom, Personnel Scout
Ken Sternfeld, Personnel Scout
Alexander Wright, Personnel Scout
Nancy Meier, Personnel Administrator
Jay Muraco, College Scouting Coordinator
Joe Ziobro, Personnel Assistant
J. C. Dawkins, Personnel Assistant
Bob Quinn, Personnel Assistant

Medical
Ron O'Neil, Head Trainer
Kirk Brumels, Trainer
Bertram Zarins, M.D., Team Physician

Player Programs and Community Relations
Don Lowery, Vice President of Player Development and Community Affairs
Tracey Goulet, Director of Community Relations
Josh Blumenthal, New England Patriots Charitable Foundation Associate Director

Finance
Jim Hausmann, Vice President Finance
Jim Nolan, Director of Finance
Jim Wilson, Controller
Ben Lentz, Cash Manager
Jill Autiello, Staff Accountant
Rob MacDonald, Staff Accountant
Susan Desrosiers, Assistant
Maureen Doherty, Assistant
Ginnie Santucci, Head Banker

Retail Operations
Ken Flanders, Director
Mike Perriello, Manager Pro Shop
Anthony Jardim, Manager E-Commerce and Catalogue Sales
Donelda Decareau, Manager Pro Shop

2000 STAFF DIRECTORY (CONT.)

Sean Coogan, Assistant Manager E-Commerce and Catalogue Sales
Brian O'Connor, Assistant Manager Pro Shop

Ticket Operations

Mike Nichols, Director
Kate Delay, Coordinator
Tim Boufford, Assistant
John Traverse, Assistant
Sarah Boyce, Assistant

Sales and Marketing

Lou Imbriano, Vice President of Marketing and Special Events
Jon Levy, Director of Corporate and Broadcast Sales
Bill Nelsen, Hospitality Manager
Tracy Sormanti, Director of Cheerleaders
Shawn Dunn, Sales Associate
Jen Ferron, Advertising, Promotions & Events Manager
Gary Grodecki, Entertainment Manager
Marybeth Guiney, Corporate Sales Executive
Murray Kohl, Corporate Account Manager
Joe Mariani, Corporate Sales Executive
Kellie Jo Morton, Marketing Assistant
Gail Reinalda, Marketing Services and Events Coordinator
Christine Robillard, Marketing Coordinator
Peter Sinagra, Corporate Sales Executive
Kelly Williams, Broadcast and Marketing Coordinator
Ed Wright, Corporate Sales Executive

Information Technology

Paul Concannon, IT Manager
Dan Famosi, Senior Developer
Rick O'Hare, Senior Network Administrator

Media Relations

Stacey James, Director
Anthony Moretti Jr., Assistant Director
Kathleen Whiteside, Assistant
David Silverman, Team Photographer

Foxboro Stadium Associates

Dan Murphy, General Manager
Mark Boss, Field Operations
George Boyagian, Catering
Dennis Brolin, Field Superintendent
John Burchell, Building Services
Mary Burns, Administrative Assistant
Sean Cardin, Catering
Jeff Davenport, Concessions Manager
Steve Frazer, Building Services
Steve Freeman, Building Services
Jeremy Fuller, Field Operations
Dennis Harrop, Field Operations
Al Labelle, Catering Manager
Greg LeBlanc, Facilities Technician
Frank Mendes, Assistant Security Director
Edie Myers, Stadium Operations
Al Parillo, Stadium Parking
Bernie Reinhart, Building Services Manager
Bob Ryder, Building Services Supervisor
Daryl Smith, Administration Manager
Mike Titus, Project Manager
Dale Vose, Building Services Supervisor
Chris Wheeler, Assistant to General Manager

Patriots Football Weekly and Patriots.com

Fred Kirsch, Publisher/Editor-in-Chief and Director of Interactive Media
Bryan Morry, Editor
Trent Adams, Producer of New Media
Rick Ames, Webmaster
Shane Donaldson, Circulation Assistant/Contributing Writer
Robert Doyle, Cyber Sideline Editor
Leslie Kestenbaum, Graphics Production Assistant
Michelle Muise, Art Director
Paul Perillo, Assistant Editor
David Querzoli, Cyber Sideline Assistant Producer
Matt Walsh, Circulation Manager

Administrative Support

Kim Norton, Executive Assistant to the Owner
Ann Thompson, Administrative Assistant to Sr. V.P. and C.O.O.
Sheila Tisdale, Office Staff

New Stadium Project

Tim McManus, Program Director
David Hamill, Project Control Manager

New Stadium Sales

David Pearlstein, Director of Premium Seat Sales
Melissa Aghjayan, Sales Associate
Leslie Sawyer-Fink, Sales Assistant
Brad Thornton, Sales Associate

NEW ENGLAND PATRIOTS

FOOTBALL STAFF



BILL BELICHICK

HEAD COACH

26TH COACHING SEASON
26TH NFL SEASON
2ND PATRIOTS SEASON

When constructing a championship team, it is important to employ a sound architectural plan. On Jan. 27, 2000, the New England Patriots unveiled their designs to achieve that goal with the hiring of Bill Belichick, making him the 14th head coach in franchise history. Revered as one of the NFL's premier defensive architects, his game plans have consistently shut down some of the league's most potent offensive arsenals. Over the last 15 years, his defenses have contributed to the overall success of winning two Super Bowl titles, three conference titles and five division titles. He rejoins the Patriots, a team he helped guide to a conference championship in 1996, after three years as the defensive architect and assistant head coach of the rivaled New York Jets. A coaching wizard when it comes to defensive schemes, his sorcery as the defensive signal caller with the Jets was widely credited for New York's inter-division success against the high-octane offenses of the Patriots, Dolphins, Bills and Colts.

In 1999, his defensive game plan against the Patriots in Week 10 cast a spell the offense couldn't seem to break. He also worked his magic in two games against the division champion Indianapolis Colts, limiting the conference's most prolific offense to an average of just 14.5 points in two games and Peyton Manning to his two lowest passing performances of the season. In their 14 other games, the Colts averaged over 28 points per game. The Jets overcame a number of early season setbacks to win seven of their final nine games, during which time they allowed only 18.4 points per game.

In 1998, the Jets surrendered just 266 points, one point shy of Miami's league-leading 265. The 16.6 points allowed per game was the third lowest season average in Jets history and propelled the team to their first division title with a franchise-best 12-4 overall record. The Jets advanced to the AFC Championship game, but were defeated by the defending Super Bowl Champion Denver Broncos, who went on to repeat as champions.

Following the season, Belichick filled in for Bill Parcells as the head coach of the AFC's squad in the 1999 Pro Bowl. The AFC won the game, a game in which Ty Law was named co-MVP.

He first joined the Jets coaching staff in 1997 when he was introduced as the team's head coach on Feb. 3 in what would be a one week, interim position. When Parcells was formally introduced as the head coach, Belichick became the assistant head coach and secondary coach, responsible for calling the team's defensive signals. In his first season with the Jets, his defense surrendered just 287 points, an average of 17.9 points per game. That marked a significant 10.5-point improvement per game from 1996. The 287 points allowed ranked second in the AFC and sixth overall, playing a key factor in the Jets' rise from 1-15 in 1996 to 9-7 in 1997. In three seasons in New York, his defenses were credited with 90 takeaways, improving each season from 25 in 1997 to 30 in 1998 to 35 in 1999.

His impact was first felt in New England when he joined the Patriots as the assistant head coach/secondary coach in 1996. That year, the Patriots claimed their first division title in 10 years, rebounding from 6-10 in 1995 to 11-5. The Patriots forced 34 turnovers, second in the AFC, and were among the stingiest defensive units in the league, allowing just 19.6 points per game. The defense was at its best in the "red zone," allowing opponents in the end zone just 42.3 percent of the time, second fewest in the AFC. In two playoff games, the defense allowed just nine combined points, propelling the Patriots to victories over Pittsburgh (28-3) and Jacksonville (20-6) en route to Super Bowl XXXI vs. Green Bay.

His one-year coaching stint in New England came after gaining five years of head coaching experience with the Cleveland Browns. Following the 1990 season, the Browns brought Belichick

to Cleveland after the young defensive coordinator helped the New York Giants claim their second Super Bowl title in five years. On Feb. 5, 1991, Belichick became the NFL's youngest head coach at the age of 38. He inherited an aging squad whose 3-13 record in 1990 was the worst in franchise history. The young coaching architect began to rebuild immediately. That year, the Browns improved to 6-10 and played in 11 games that were decided by a touchdown or less. The most dramatic improvement came in the category of turnovers. The Browns squad Belichick inherited had surrendered 46 total turnovers in 1990. In his first season as head coach, the 1991 squad established a franchise record by turning the ball over just 18 times – four shy of the NFL record, which was set by the 1990 New York Giants. The Browns led the AFC with a +15 turnover ratio, a remarkable plus-39 improvement from their NFL-low minus-24 ratio the year before.

NOTES

★ Coach Belichick attended high school at Phillips Academy in Andover, Mass.

★ He played football and lacrosse while attending Wesleyan University in Middletown, Conn.

★ As a child, his favorite athletes were Joe Bellino and Roger Staubach.

★ Recorded his first playoff victory as a head coach when the Browns defeated the Patriots 20-13 on New Year's Day 1995.

Following back-to-back 7-9 campaigns in 1992 and 1993, the Browns improved to 11-5 in 1994. It was the second-best record in the AFC that year. Only Pittsburgh, who won the division with a 12-4 record, had a better winning percentage. The Browns returned to the playoffs, where they eliminated the Patriots, 20-13, in a first-round wild-card playoff game on New Year's Day 1995. They advanced to the divisional playoff round before being bumped by the Pittsburgh Steelers. The 1994 squad was defined by its defense, which allowed a league-low 204 points all season and just 301.6 yards per game, second in the AFC.

The 1995 season was disrupted by the mid-season announcement that the franchise would be moved to Baltimore at the conclusion of the season. The announcement was an undeniable factor in the team's slip from an 11-5 playoff season in 1994 to a 5-11 season in 1995. Belichick did not accompany the franchise's move to Baltimore, completing his five-year tenure with the Browns in 1995 with a 37-45 career record, including a 1-1 record in the playoffs.

Belichick began his pursuit of a career in the NFL after graduating from Wesleyan in 1975. His first opportunity was offered by the Baltimore Colts. At the age of 23, he was named special assistant to Colts' head coach Ted Marchibroda. That opportunity launched a coaching career that has spanned the last 25 years.

In 1976, he joined Rick Forzano's staff with the Detroit Lions as an assistant special teams coach. The following year, he was given his first positional coaching assignment as the Lions' tight ends and receivers coach. In 1978, he was hired by Red Miller of the Denver Broncos as the assistant special teams coach and assistant to defensive coordinator Joe Collier.

In 1979, he joined Ray Perkins' staff with the New York Giants as a defensive assistant and special teams coach, launching a 12-year tenure with the Giants. After the 1980 campaign, he drew the added responsibility of coaching the Giants' linebackers. In 1983, he began coordinating the defense on Bill Parcells' staff and continued coaching a linebacking unit which would become known as one of the most dominant units of all-time. He was officially appointed defensive coordinator in 1985, a position he held for the next six seasons. During his time as the defensive signal caller, his defenses were never ranked lower than 11th in the NFL and finished in the Top 5 five of those eight seasons. They finished as high as second in the league three times, including the Super Bowl seasons of 1986 and 1990. His contributions toward the Giants' dynasty of the late 1980s brought him national recognition as one of the best young assistant coaches in the NFL. His reward came just nine days after Super Bowl XXV when the Cleveland Browns hired him as their head coach. He became just the 10th in the franchise's history.

Playing

Belichick lettered in football, lacrosse and squash while attending college at Wesleyan University in Middletown, Conn. He earned three letters in football while competing at two positions — center and tight end. As a senior, he was named captain of his lacrosse team.

Personal

Bill Belichick was born April 16, 1952 in Nashville, Tenn. and raised in Annapolis, Md. His father, Steve, played fullback for the Detroit Lions in 1941 and coached for 33 years at the Naval Academy. Bill was a standout prep athlete at Annapolis High, where he has since been inducted into the school's hall of fame. He attended Phillips Academy in Andover, Mass., before enrolling at Wesleyan University, where he earned his bachelor's degree in economics in 1975. While in Cleveland, he and his wife, Debby, launched a charity foundation in their names. In just three years, the foundation raised over $125,000 for the Zelma George Home, a shelter for the homeless women and children in Cleveland. Since returning to New England, Belichick has participated in various charity functions, including the March of Dimes Walk America and the Rodman Ride for Kids. The Belichicks have three children, Amanda, Stephen and Brian.

BILL BELICHICK'S YEAR-BY-YEAR

Year	Team	Position	W	L	T	Finish
1975	Baltimore Colts	Special Assistant	10	4	0	Division Champions
1976	Detroit Lions	Asst. Special Teams	6	8	0	
1977	Detroit Lions	Asst. Special Teams	6	8	0	
1978	Denver Broncos	Asst. Special Teams/ Asst. to Defensive Coordinator	10	6	0	Division Champions
1979	New York Giants	Special Teams	6	10	0	
1980	New York Giants	Special Teams	4	12	0	
1981	New York Giants	Special Teams/Linebackers	9	7	0	Wild Card
1982	New York Giants	Special Teams/Linebackers	4	5	0	
1983	New York Giants	Linebackers	3	12	1	
1984	New York Giants	Linebackers	9	7	0	Wild Card
1985	New York Giants	Defensive Coordinator	10	6	0	Wild Card
1986	New York Giants	Defensive Coordinator	14	2	0	Division / Super Bowl Champions
1987	New York Giants	Defensive Coordinator	6	9	0	
1988	New York Giants	Defensive Coordinator	10	6	0	
1989	New York Giants	Def. Coordinator/Secondary	12	4	0	Division Champions
1990	New York Giants	Def. Coordinator/Secondary	13	3	0	Division / Super Bowl Champions
1991	**Cleveland Browns**	**Head Coach**	**6**	**10**	**0**	
1992	**Cleveland Browns**	**Head Coach**	**7**	**9**	**0**	
1993	**Cleveland Browns**	**Head Coach**	**7**	**9**	**0**	
1994	**Cleveland Browns**	**Head Coach**	**11**	**5**	**0**	**Wild Card**
1995	**Cleveland Browns**	**Head Coach**	**5**	**11**	**0**	
1996	New England Patriots	Asst. Head Coach/Secondary	11	5	0	Division / AFC Champions
1997	New York Jets	Asst. Head Coach/Secondary	9	7	0	
1998	New York Jets	Asst. Head Coach/Secondary	12	4	0	Division Champions
1999	New York Jets	Asst. Head Coach/Secondary	8	8	0	
2000	**New England Patriots**	**Head Coach**				

WHAT THEY HAVE SAID ABOUT BILL BELICHICK

Jim Brown, former Cleveland Browns running back (1/13/99):
"Bill Belichick is a defensive genius."

Patriots QB Drew Bledsoe on Belichick's defense following the Jets 24-17 victory over New England (11/16/99):
"They (NY Jets) mixed their coverages very well and they had an excellent game plan. I've said it before and I'll say it again, 'Bill Belichick has the best game plans we face all year. They double the right receivers and they jump the right routes.'"

Future Hall of Fame QB Dan Marino:
"I gave up a long time ago trying to figure out whether I'm going to get zoned or manned or blitzed. Bill Belichick changes it every single week."

Bills QB Doug Flutie on Belichick defenses:
"You don't know how they're going to line up. Are they going to be in a five-linebacker set with 20 DBs? What are they going to do? They make you do your homework."

Colts QB Peyton Manning:
"Belichick certainly gave us a lot of trouble. He'll really test your patience and your discipline ... They'll play his style of defense, but the Patriots still have an unbelievable amount of talent. So it's going to be a scary combination."

Phil Simms, CBS commentator who played with the Giants when Belichick was an assistant (1979-90):
"I like Bill Belichick a lot. I think he has the first ingredient that is always a necessity when you're a coach or trying to be a leader. He's a tireless worker and that's always appreciated by anyone who's around him or worked for him."

Phil McConkey, former NY Giants punt returner and wide receiver:
"The closest guy I would compare him to is Tom Coughlin. He's no-nonsense. It's all football. He's straightforward. It's all about winning. Nothing else matters."

Jets S Victor Green:
"I love the guy. I think he's a great coach."

Jets CB Aaron Glenn:
"I can't say enough about him. He's by far the best coach I've ever had in my career. I don't think I'll ever get another coach that can call plays and defenses like that. He puts guys into position to make plays. He knows what it takes to get it done. If it were up to me, I wouldn't play for any other coach."

Jets QB Vinny Testaverde, on how Belichick is ready for his next head coaching job:
"I see a different coach. I know for a fact he's ready to take on this role and be successful. Some of his ways have changed...his demeanor, the way he talks to the players."

"I thought he was a very good coach when I was at Cleveland. All the experience he absorbed in his last few years there is going to make him a better head coach."

Former Jets LB Roman Phifer:
"He's a football genius, like a whiz kid at football. I can just picture him watching films to all hours of the night."

Jets CB Ray Mickens:
"I love playing for Belichick, because he's always going to put you in the best position to succeed. He'll tell you stuff you wouldn't even think of on your own. We have so much respect for him."

Jets LB Bryan Cox:
"Bill (Belichick) is the best gameday coach I've ever been around. His staff also deserves credit. They do a great job of keeping things calm and telling you what's going to happen."

Gregg Williams, Titans defensive coordinator on how he used the Jets vs. Colts game film to prepare for their divisional playoff game against the Colts:
"Bill Belichick was not afraid to challenge them (Colts). The big thing we felt was that 85 percent of their offense was built around playing against zone coverages. Most people aren't as fast as we are and are afraid to play man coverage on them. Belichick did, and it worked. Once our guys understood that they were zone-concept pass routes and they didn't' have a lot of options against man-to-man, it was really an easy sell."

JEFF DAVIDSON

OFFENSIVE LINE ASSISTANT

6TH COACHING SEASON
6TH NFL SEASON
4TH PATRIOTS SEASON

COACHING CAPSULE

Years	Team	Position
1995	New Orleans Saints	Volunteer Asst.
1996	New Orleans Saints	Offensive Asst.
1997	New England Patriots	Tight Ends
1998-00	New England Patriots	Asst. Offensive Line

Coaching: Jeff Davidson was retained in his role as assistant offensive line coach by head coach Bill Belichick on Feb. 1, 2000. It is a position he has held for the past two seasons. This year, he will continue to assist offensive line coach Dante Scarnecchia and will concentrate on the development of the young prospects on the Patriots' offensive line.

He originally joined the Patriots' coaching staff on March 6, 1997 and was assigned tight ends, a position that produced another Pro Bowl effort from veteran tight end Ben Coates. That year, Coates led the team with 66 receptions for 737 yards and eight touchdowns.

Davidson began his NFL coaching career in 1995 with the New Orleans Saints as a volunteer assistant. He gained valuable coaching experience under the guidance of offensive line coach Jon Matsko on Jim Mora's staff. In 1996, he was named offensive assistant, responsible for a multitude of functions, including the breaking down of game tapes, opponent scouting and self-scouting. He also maintained a number of on-field coaching responsibilities.

Playing: Davidson earned All-Big Ten honors as a senior and was a four-year letterman as an offensive lineman at Ohio State. He was drafted in the fifth round of the 1990 NFL draft by the Denver Broncos and moved into the starting lineup in just his second season. He started 16 games, including both playoff games, at left tackle. In 1992, he started every game at left guard. He was released by the Broncos in 1993 and signed by the New Orleans Saints as a free agent in 1994. He was on the active roster for the first seven games of the season, but suffered a shoulder injury that sidelined him for the remainder of the year and ultimately brought an end to his playing career.

Personal: Jeffrey John Davidson was born Oct. 3, 1967 in Akron, Ohio. He attended Westerville (Ohio) North High School where he earned Parade All-American honors as a senior. He was a three-sport prep letterman, starting in football (3 letters), track (4) and baseball (1). Jeff and his wife, Judi, have two sons, Nicholas and Alexander.

IVAN FEARS

WIDE RECEIVERS

24TH COACHING SEASON
10TH NFL SEASON
4TH PATRIOTS SEASON

COACHING CAPSULE

Years	Team	Position
1977	William & Mary	Graduate Assistant
1978	William & Mary	Receivers
1979-80	William & Mary	Quarterbacks
1981-90	Syracuse	Receivers
1991-92	New England Patriots	Receivers
1993-98	Chicago Bears	Receivers
1999-00	New England Patriots	Receivers

Coaching: Ivan Fears was retained by Bill Belichick as wide receivers coach on Feb. 1, 2000.

Fears, a 24-year coaching veteran in his 10th season in the league, originally joined the NFL coaching ranks as a member of Dick MacPher-

son's staff which he brought to the Patriots from Syracuse University in 1991.

He re-joined the Patriots in 1999, after six seasons as the receivers coach of the Chicago Bears. In 1999, two of Fears' pupils, Terry Glenn and Shawn Jefferson, established career highs in at least one receiving category.

Glenn led the team in receptions (69) and receiving yards (1,147) and was selected to the Pro Bowl following the 1999 season for the first time in his four-year career. His 1,147 receiving yards was a personal best and the third highest single season total in franchise history. Jefferson led the team and set a career high with six touchdown receptions.

His six seasons in Chicago began in 1993, the year the Bears drafted Curtis Conway. In 1994, the Bears added little-known Steelers receiver Jeff Graham and Fears helped develop the two receivers into one of the premier receiving tandems in the league. In his first year with the Bears, Graham started 15 games and led the team with 68 receptions for 944 yards. In 1995, Graham led the team with 1,301 yards on 82 receptions while Conway produced 62 receptions for 1,037 yards and 12 touchdowns. The pair became the first receiving tandem in franchise history to each record over 1,000 yards receiving in a single season. Graham was lost to free agency in 1996, but Conway filled the void with a career-high 81 receptions for 1,049 yards and became the first Bear in franchise history to record back-to-back 1,000-yard seasons. Injuries in 1997 limited Conway's production that year. In 1998, Bobby Engram emerged as the team leader, nearly eclipsing the 1,000-yard plateau with 987 yards on 64 receptions.

Fears originally joined the Patriots in 1991 and worked two seasons with a receiving corps consisting of Irving Fryar, Greg McMurtry and Michael Timpson. That year, Fryar turned in his first 1,000-yard season in his eight year career, finishing with 1,014 yards on 68 receptions (14.9).
Before joining the pro ranks, Fears spent 11 seasons on MacPherson's staff as receivers coach at Syracuse (1980-90).

He began his coaching career as a graduate assistant at William & Mary in 1976. In 1977, he drew his first positional responsibilities coaching receivers. His next two seasons (1978-79), he coached quarterbacks before accepting the role as receivers coach at Syracuse in 1980. It is a position he has come to specialize in coaching for the last two decades.

Playing: A three-year letterman as a running back at William & Mary (1973-75), his playing career was cut short after undergoing three knee operations during his collegiate career.

Personal: Ivan Fears was born Nov. 15, 1954 in Portsmouth, Va. He grew up in Suffolk, Va., where he starred at John Yates High and was twice named the school's Outstanding Player of the Year. He also earned all-state honors as a senior. Ivan and his wife, Beverly, have three children, Joshua, Aaron and Kimberly.

ERIC MANGINI

DEFENSIVE BACKS

8TH COACHING SEASON
6TH NFL SEASON
1ST PATRIOTS SEASON

Coaching: Eric Mangini joined the Patriots when he was named defensive backs coach on Bill Belichick's staff on Feb. 1, 2000.

The New England native returns to New England with five years of NFL coaching experience, includ-

COACHING CAPSULE

Years	Team	Position
1992-93	Kew Colts (Australia)	Head Coach/ Defensive Coordinator
1995	Cleveland Browns	Coaches Assistant
1996	Baltimore Ravens	Offensive Asst./ Quality Control
1997-99	N.Y. Jets	Defensive Asst./ Quality Control
2000	New England Patriots	Defensive Backs

ing four seasons as Belichick's understudy in New York and Cleveland.

He joins the Patriots after three seasons (1997-99) as the defensive assistant/quality control coach for the New York Jets. During that time, he worked closely with Belichick, who coached the defensive backs in New York. Mangini was also responsible for advance opponent film breakdowns and analysis. In 1999, the Jets defense ranked third in the AFC with 24 interceptions, the team's highest total since 1969 (29). The defensive backs recorded 18 of those 24 interceptions.

In 1998, the Jets' defense surrendered just 266 points, one point off the league's low of 265 points surrendered by Miami. The 16.6 points allowed per game ranked third in franchise history and helped the Jets to a 12-4 overall record and their first division title ever.

Mangini's first coaching opportunity came as a coaches assistant in 1995 on Belichick's staff in Cleveland. He was retained on staff after the franchise moved to Baltimore in 1996, working as a quality control/offensive assistant on Ted Marchibroda's staff. The Ravens averaged 357.7 yards per game during the 1996 season; third in the NFL.

Playing: Mangini played nose tackle and earned four letters (1989-90, 92-93) at Wesleyan University in Connecticut. He set a school record with 36.5 sacks, including 22 during his final two seasons. When he graduated in 1993, he ranked second in school history in total tackles. He was voted a first-team all-star by NESCAC and ECAC-New England Division III and was a third-team All-American honors and All-East Coast in 1992-93. He graduated from Wesleyan in 1994 with a degree in political science with a concentration in American politics.

Personal: Eric Mangini was born Jan. 19, 1971 in Hartford, Conn. He attended Bulkeley (Conn.) High, where he received the Brian Piccolo Award for outstanding athletic and academic achievement and was named the Scholar Athlete of the Year as a senior. As an undergraduate at Wesleyan, he spent the second semester of his junior and senior years studying abroad in Melbourne, Australia, where he was the head coach/defensive coordinator for the Kew Colts, a semi-professional football team. He also worked as an intern for the New England Crusaders, a minor league football team in his hometown of Hartford, Conn. In 1998, he received the scholar-athlete award from the National Football Foundation and College Hall of Fame (Northern Connecticut Chapter).

RANDY MELVIN

DEFENSIVE LINE

19TH COACHING SEASON
1ST NFL SEASON
1ST PATRIOTS SEASON

COACHING CAPSULE

Years	Team	Position
1982-84	Aurora West High	Assistant Coach
1985-97	Aurora West High	Head Coach
1988-94	Eastern Illinois	Defensive Line
1995-96	Wyoming	Defensive Tackles
1997-99	Purdue	Defensive Ends
2000	New England Patriots	Defensive Line

Coaching: Randy Melvin joined the Patriots when he was named the defensive line coach on Bill Belichick's staff on Feb. 4, 2000. In 1995, he received his first exposure to NFL coaching when he participated in the NFL's minority coaching fellowship in 1995. It was his first of three such opportunities. His last two fellowships were spent with the New York Jets in 1997 and 1998.

He enters his first full season as an NFL assistant, but brings 18 seasons of coaching experience to the Patriots staff, including the past 12 seasons specializing in the development of defensive linemen at the collegiate level.

He joins the Patriots after three seasons coaching defensive ends at Purdue (1997-99). In his first two years at Purdue, he coached three defensive

ends who are now competing in the NFL. His starters were Rosevelt Colvin and Chike Okeafor, two defensive ends who combined to contribute 45 of the Boilermaker's 66 total sacks from 1997 to 1998. The two were backed up by Chuckie Nwokorie. In 1999, all three advanced to the NFL ranks — Colvin to Chicago, Okeafor to San Francisco and Nwokorie to Indianapolis — and each contributed as rookies.

After losing both his defensive ends to the NFL in 1999, Melvin developed two more untested prospects, Akin Ayodele and Brian Dinkins. Ayodele led the team and finished fifth in the Big Ten with 11 quarterback sacks. Dinkins finished second on the team with six.

He began coaching at the collegiate level when he returned to his alma mater to coach the defensive line in 1988. He spent seven seasons at Eastern Illinois (1988-94) before accepting a position at Wyoming, where he coached the defensive tackles from 1995 to 1996. In 1995, the Cowboys led the Western Athletic Conference with 33 sacks and retained their sack title in 1996 with 46.

After his playing career, Melvin pursued a coaching career, which began as a high school assistant in 1982. He spent six seasons coaching prep football, including his last three seasons as the head coach at Aurora (Ill.) West High from 1985 to 1987.

Playing: Melvin was an Associated Press Division II All-American for Eastern Illinois during the 1979 and 1980 seasons. In 1979, he was a regular starter and helped Eastern Illinois to a Division II National Championship. In 1980, the team nearly repeated as champions, but lost in the championship game. Melvin graduated in 1982.

Personal: Randy Melvin was born in Aurora, Ill. on April 3, 1959. Following exceptional careers in both high school and college, Melvin was elected to the West Aurora High (1994 induction) and the Eastern Illinois University (1995) Hall of Fames. Randy and his wife, Karen, have two children, Lance and Malia.

MARKUS PAUL

ASSISTANT STRENGTH AND CONDITIONING

3RD COACHING SEASON
3RD NFL SEASON
1ST PATRIOTS SEASON

COACHING CAPSULE

Years	Team	Position
1998-99	New Orleans	Asst. Strength & Conditioning
2000	New England	Asst. Strength & Conditioning

Coaching: Markus Paul joined the Patriots on Feb. 16, 2000 when he was named the assistant strength and conditioning coach on Bill Belichick's staff. He will assist strength and conditioning coach Mike Woicik, a position Paul has held for the past two seasons in New Orleans.

Woicik gave Paul his first coaching opportunity at the NFL level while on Mike Ditka's staff with the Saints in 1998. For the past two seasons, he has assisted Woicik in the implementation of the Saints' conditioning program. His responsibilities included the monitoring of each player's workout routines throughout the year.

Paul's first association with Woicik was as a student-athlete at Syracuse, where he trained under Woicik's conditioning program.

Playing: Paul was originally a fourth-round draft choice of the Chicago Bears in 1989. He played five seasons in Chicago before playing his final game as a member of the Tampa Bay Buccaneers in 1993. He started 30 of 71 games in Chicago, including 15 at each safety position. He intercepted seven passes during his career, which he returned for 100 yards.

A four-year starter at Syracuse (1985-88), Paul set a school record with 19 career interceptions. As a senior in 1988, he earned first-team All-American honors from *The Sporting News* and *Football News*.

Personal: Markus Paul was born on April 1, 1966, in Orlando, Fla. He was an all-state quarterback and defensive back at Osceola (Fla.) High and led his team to the high school Citrus Bowl in 1983. Paul and his wife Patricia have a son, Jairus, and a daughter, Tabitha.

DICK REHBEIN

QUARTERBACKS

23RD COACHING SEASON
22ND NFL SEASON
1ST PATRIOTS SEASON

COACHING CAPSULE

Years	Team	Position
1979-83	Green Bay Packers	Special Teams
1984	Los Angeles Express	Special Teams/ Asst. Offensive Line
1984	Minnesota Vikings	Special Assistant
1985-88	Minnesota Vikings	Wide Receivers
1989-91	Minnesota Vikings	Offensive Coordinator/ Passing Game
1992	New York Giants	Tight Ends
1993-96	New York Giants	Wide Receivers
1997	New York Giants	Tight Ends
1998-99	New York Giants	Tight Ends/Asst. Off. Line
2000	New England Patriots	Quarterbacks

Pronunciation: RAY-bine

Coaching: Dick Rehbein joined the Patriots as the quarterbacks coach on Bill Belichick's staff on Feb. 9, 2000. With his arrival, the Patriots coaching staff gained 22 seasons of professional coaching experience, including 21 NFL seasons and one season in the USFL. For the past 16 years, he has worked exclusively on offense, with an emphasis in the passing games of the Minnesota Vikings and the New York Giants.

He joins the Patriots after eight seasons as an offensive assistant with the New York Giants (1992-99). Ray Handley brought him to the Giants as his tight ends coach in 1992, where he spent a year working with current offensive coordinator Charlie Weis. When Dan Reeves replaced Handley as head coach in 1993, Rehbein was re-assigned to wide receivers, a position he coached for the next four seasons. In 1997, Jim Fassel, who was also on Handley's staff in 1992, was named head coach of the Giants and returned Rehbein to his '92 assignment as the tight ends coach. In 1998, he drew the added responsibilities as assistant offensive line coach. In 1999, tight end Pete Mitchell finished fourth on the team with 58 receptions. Mark Bavaro is the only Giants tight end in franchise history to have recorded more receptions in a single season. He had 66 receptions in 1986.

Rehbein made his NFL coaching debut as the special teams coach of the Green Bay Packers in 1979, when he was just 23 years old. He spent five seasons with the Packers before joining the USFL's Los Angeles Express as the special teams coach and the assistant offensive line coach in the spring of 1984.

That fall, he returned to the NFL as a member of the Minnesota Vikings. In his eight seasons with the Vikings (1984-91), he progressed from a special assistant in 1984, to the team's receivers coach (1985-88) to assistant offensive coordinator and passing game coach from 1989-91. While with the Vikings, wide receiver Anthony Carter had three consecutive 1,000-yard seasons and earned Pro Bowl honors in 1987 and 1988. The Vikings also sent two quarterbacks to the Pro Bowl during his time in Minnesota, Tommy Kramer and Wade Wilson. In 1989, Wilson helped guide the Vikings to their first division title in nine years.

Playing: Rehbein was a four-year starter as a center at Ripon College in Ripon, Wisc. and was voted a Division II All-American. He attended training camp with the Green Bay Packers in 1977.

Personal: Dick Rehbein was born in Green Bay, Wisc. on Nov. 22, 1955. Dick and his wife, Pam, have two daughters, Betsy and Sarabeth.

ROB RYAN

LINEBACKERS

14TH COACHING SEASON
3RD NFL SEASON
1ST PATRIOTS SEASON

COACHING CAPSULE

Years	Team	Position
1987	Western Kentucky	Assistant
1988	Ohio State	Outside Linebackers Assistant
1989-91	Tennessee State	Running Backs
1992	Tennessee State	Linebackers
1993	Tennessee State	Defensive Line
1994-95	Arizona Cardinals	Defensive Backs
1996	Hutchinson C.C.	Defensive Coordinator
1997-99	Oklahoma State	Defensive Coordinator
2000	New England Patriots	Linebackers

Coaching: Rob Ryan joined the Patriots when he was named linebackers coach on Bill Belichick's staff on Feb. 18, 2000.

Ryan is a 14th-year coaching veteran, who gained two seasons of NFL experience as the defensive backs coach of the Arizona Cardinals in 1994 and 1995. In 1994, Cardinals cornerback Aeneas Williams recorded a career-high nine interceptions and earned his first trip to the Pro Bowl. Williams returned to the Pro Bowl in 1995. In two seasons, he contributed 15 of the secondary's 32 interceptions. Their 32 interceptions and 42 total takeaways led the NFL in 1995.

Ryan joins the Patriots following a three-year assignment (1997-99) as the defensive coordinator at Oklahoma State. During his tenure, their defense was continually ranked among the best in the nation. In 1999, the Cowboys were ranked 10th in the nation in total defense and ninth in passing yards allowed. In 1998, they were second in the nation with 41 sacks.

In 1997, the Cowboy's defense finished among the nation's top 20 in turnover margin, rushing defense, scoring defense and total defense, allowing just 302.7 yards per game. It was an improvement of more than 100 yards per game from the year before (407.2 ypg). In turn, the team improved from 5-6 in 1996 to 8-4, including a berth in the Alamo Bowl, the school's first bowl appearance since 1988.

He began his coaching career as an assistant at Western Kentucky in 1987. He then moved to Ohio State, where he was an outside linebackers assistant in 1988. Ryan then spent five seasons at Tennessee State, where he coached running backs (1989-91), linebackers (1992) and the defensive line (1993) before entering the NFL ranks with Arizona in 1994.

In 1996, he accepted a position as the defensive coordinator at Hutchinson Community College. That year, they led the nation in total defense (228 yards per game) and in quarterback sacks (56). His defense also set a national record by forcing 49 turnovers, which generated eight touchdowns in 10 games. They also led the Jayhawk conference in total defense, run defense and pass defense.

Playing: Ryan played three seasons as a defensive end and outside linebacker at Southwestern Oklahoma State.

Personal: Rob Ryan was born on Dec. 13, 1962 in Ardmore, Okla., the son of defensive coaching great Buddy Ryan. Rob's twin brother, Rex, is a defensive line coach with the Baltimore Ravens. He earned his bachelor's degree in physical education from Southwestern Oklahoma State and a master's in sports management from Ohio State. He has three sons, Joseph, Matthew and Tyler, and one daughter, Dimitra. Rob and his wife, Kristin, reside with their family in Franklin, Mass.

DANTE SCARNECCHIA

ASST. HEAD COACH/OFFENSIVE LINE

31ST COACHING SEASON
19TH NFL SEASON
17TH PATRIOTS SEASON

COACHING CAPSULE

Years	Team	Position
1970-72	California Western	Offensive Line
1973	Iowa State	Offensive Line
1974	Iowa State	Defensive Backs
1975-76	Southern Methodist	Offensive Line
1977-78	Pacific	Offensive Line/ Recruiting Coordinator
1979	Northern Arizona	Offensive Line
1980-81	Southern Methodist	Offensive Line
1982-88	New England Patriots	TEs/Special Teams
1989-90	Indianapolis Colts	Offensive Line
1991-92	New England Patriots	TEs/Special Teams
1993-94	New England Patriots	Special Assistant
1995-96	New England Patriots	Defensive Asst./LBs
1997-98	New England Patriots	Special Teams
1999	New England Patriots	Offensive Line
2000	New England Patriots	Asst. Head Coach/ Offensive Line

Coaching: Dante Scarnecchia was named the Patriots assistant head coach/offensive line coach by Bill Belichick on Feb. 1, 2000.

The 31-year coaching veteran is now in his 19th year in the NFL, including 17 as a member of the New England Patriots. Those 17 seasons are the longest coaching tenure in franchise history and include both the 1985 and 1996 AFC Championship teams.

He originally joined the Patriots in 1982. Since then, he has spent all but two seasons (1989-90) on the Patriots' sidelines.

As assistant head coach, Scarnecchia will draw additional responsibilities assisting head coach Bill Belichick. He gained his first head coaching experience handling those responsibilities for Dick MacPherson after the coach fell ill and was hospitalized during the 1992 season.

Scarnecchia's primary responsibility will again be the development of the Patriots' offensive line, a position he has coached for 15 of his 31 seasons in the profession. Last season, he oversaw the development of first-round pick Damien Woody, who started all 16 games. Woody was only the third Patriot rookie offensive lineman (Pat Harlow, 1991; Bruce Armstrong, 1987) to start every game during the season since John Hannah in 1973.

Prior to coaching the offensive line, Scarnecchia tutored the Patriots special team units from 1997-98. In 1998, Adam Vinatieri scored a career-high 127 points, sixth in franchise history and the most by a Patriot since Tony Franklin's 140 points in 1986. Derrick Cullors returned 45 kicks (second in franchise history) and Troy Brown averaged 13.2 yards per punt return, the fourth-best single season average in team history. Tom Tupa averaged 44.5 yards per punt, which ranked third among the Patriots all-time leaders.

In 1997, Scarnecchia's special teams units produced the league's second-best punter (Tom Tupa), fifth-best kick returner (David Meggett) and the AFC's special teams Pro Bowl representative (Larry Whigham). Tupa set a franchise record and led the AFC with a 45.8-yard average per punt. It was the first time in franchise history that a Patriots punter led the conference in punting. Meggett averaged 24.7 yards per return, tied for fifth in the league and third in the AFC, and Whigham, who consistently drew double coverage, was recognized as the AFC's best among special teams performers.

Scarnecchia originally joined the Patriots and made his NFL coaching debut in 1982 as a member of Ron Meyer's staff. He coached the tight ends and special teams for the Patriots for seven seasons (1982-88) before moving on to Indianapolis with Meyer in 1989. He rejoined the Patriots in 1991 after spending two seasons (1989-90) as the Colts' offensive line coach. From 1991 to 1992, he coached the tight ends and special teams on MacPherson's staff. On Nov. 4, 1992, MacPherson fell ill and appointed Scarnecchia to serve as the team's spokesman in his absence. Scarnecchia fulfilled the obligation for seven of the Patriots' final eight games and held the responsibilities of the head coach for both of the Patriots' victories that season.

In 1993, he was the only Patriots assistant retained from the previous staff. He was assigned special assistant from 1993-94, which was re-defined as defensive assistant from 1995-96. During that time, he assisted defensive coordinator Al Groh with the development of the team's linebacking corps.

His coaching career began in 1970 as the offensive line coach at California Western University. He moved to Iowa State in 1973, where he served

as the assistant offensive line and defensive backfield coach. He spent the 1975 and 1976 campaigns at Southern Methodist University, before becoming the University of Pacific's offensive line coach and recruiting coordinator from 1977 through 1978. In 1979, Scarnecchia coached at Northern Arizona and then accepted an opportunity to return to Meyer's staff at SMU as the offensive line coach in 1980 and 1981. In 1982, Meyer was hired as the head coach of the New England Patriots and Scarnecchia was among a number of the SMU assistants who joined Meyer's staff in New England.

Playing: Scarnecchia played offensive guard and center at California Western University from 1968-70. He began his collegiate career at Taft Junior College in 1966 before transferring to California Western.

Personal: Dante Scarnecchia was born Feb. 15, 1948, in Los Angeles, Calif. He holds a master's degree in physical education from U.S. International. Dante and his wife, Susan, have a daughter, Lisa, and a son, Steve.

BRAD SEELY

SPECIAL TEAMS

23RD COACHING SEASON
12TH NFL SEASON
2ND PATRIOTS SEASON

COACHING CAPSULE

Years	Team	Position
1978	South Dakota State	Assistant
1979	Colorado State	Graduate Assistant
1980	Colorado State	Offensive Line
1981	Southern Methodist	Offensive Line
1982	North Carolina State	Offensive Line
1983	Pacific	Offensive Line
1984-88	Oklahoma State	Offensive Line
1989-93	Indianapolis Colts	Special Teams
1994	New York Jets	Special Teams
1995-98	Carolina Panthers	Special Teams
1999-00	New England Patriots	Special Teams

Coaching: Brad Seely joined the Patriots as the special teams coach on Jan. 27, 1999 and was retained by Bill Belichick in the same capacity on Feb. 4, 2000.

He is a 23rd-year coaching veteran in his 12th NFL season. He has specialized in special teams since joining the NFL ranks in 1989 and earned Special Teams Coach of the Year honors in 1996.

In 1999, the team's return units ranked among the league leaders. Only St. Louis had a better kickoff return average (25.1 yards per return) than the Patriots (24.2), while their punt return average ranked ninth in the league (10.3). Rookie kick returner Kevin Faulk led the team and was tied for the lead among all rookies with a 24.2 average. He had long returns of 95 and 61 yards.

Punt returner Troy Brown led the team and finished fifth in the AFC with a 10.7 return average. It was the second highest total of his career and it included the longest punt return of this career, a 52-yarder vs. Baltimore on Jan. 2, 2000.

Seely joined the Patriots after four seasons with the Carolina Panthers, where he helped groom an expansion team into an NFC Championship Game contender. In 1996 and 1997, Panthers kickoff returner Michael Bates became the first player in 35 years to lead the league in kick return average in consecutive seasons. He also earned two consecutive trips to the Pro Bowl for his efforts.

In 1996, not only did Seely help produce the NFL's best kick return specialist, but he also had the league's best kicker, as John Kasay set an NFL *single season* record with 37 field goals. His 145 total points was the third highest total in the history of the league. In addition to the success of Bates and Kasay, Carolina also boasted one of the league's top coverage units, ranking first or second in nearly every statistical category. Special teams played a big part in the team's overall success, as Carolina claimed their first division title in just their second season with a 12-4 overall record.

That year, Panther punter Rohn Stark, who spent the majority of his career with Seely in Indianapolis, became the NFL's all-time leading punter with 48,658 career punting yards.

In 1998, Bates turned in another solid performance, but saw his championship reign come to an end when he finished eighth in the league in kick returns. Punter Ken Walter had one of the lowest punting averages in the league, but the Panthers ranked fifth in the league with a 38.1-yard net average and led the league by allowing less than 5 yards per punt return (4.9).

Seely began his coaching career in 1978 at South Dakota State, the alma mater of Patriots placekicker Adam Vinatieri. The following year, he accepted a graduate assistant position at Colorado State, where he was elevated to offensive line coach in 1980. In 1981, he was named the assistant offensive line coach (assisting Dante Scarnecchia) on Ron Meyer staff at Southern Methodist. He helped coach a line that opened holes for SMU's "Pony Express" backfield of Eric Dickerson and Craig James. The next year, he coached at North Carolina State before coaching at Pacific in 1983. In 1984, he started a five-year stint as the offensive line coach at Oklahoma State, which helped produce the likes of Thurman Thomas and 1988 Heisman Trophy winner Barry Sanders.

He made the transition to the professional ranks in 1989 when he was named the special teams coach of the Indianapolis Colts. During his five-year tenure, he helped the development of Stark and returner Clarence Verdin, two Pro Bowl special teams performers for the Colts. In addition, he also annually produced one of the top coverage units in football, including a 1993 team which led the league by allowing just 14.9 yards per kick return. In 1994, he accepted the special teams assignment with the Jets. He left the Jets in 1995 when he was named the special teams coach of the expansion Carolina Panthers, a team he helped develop into a playoff team in just two seasons.

Playing: An all-conference offensive guard at South Dakota State, Seely earned a degree in economics and physical education in 1978.

Personal: Brad Seely was born Sept. 6, 1956 in Vinton, Iowa. Brad and his wife, Patti, have three daughters, Sarah, Hannah and Brynn.

DEWAYNE WALKER

DEFENSIVE ASSISTANT

13TH COACHING SEASON
3RD NFL SEASON
3RD PATRIOTS SEASON

COACHING CAPSULE

Years	Team	Position
1988-91	Mt. San Antonio J.C.	Secondary
1992	Mt. San Antonio J.C.	Defensive Coordinator
1993	Utah State	Defensive Backs
1994	Brigham Young	Secondary/Punt Return
1995	Oklahoma State	Secondary
1996	California	Secondary
1997	California	Cornerbacks
1998-00	New England Patriots	Defensive Assistant

Coaching: DeWayne Walker joined the Patriots coaching staff on March 18, 1998 as a defensive assistant and was retained by Bill Belichick in the same capacity on Feb. 4, 2000.

In his first two years working with the Patriots' secondary, the position has produced two Pro Bowl defensive backs (Lawyer Milloy, 1998-99 and Ty Law, 1998). In 1998, both Law and Milloy made the Pro Bowl, marking just the second time in franchise history that two secondary members were voted to the Pro Bowl. The only other time was in 1985 when Raymond Clayborn and Fred Marion each represented the Patriots in Hawaii.

As a defensive assistant, he has worked closely to develop some of the team's young defensive backs, including one of his pupils from the University of California, Kato Serwanga. Serwanga started at cornerback for the final three games of the season and averaged 9.6 tackles per game, including 16 vs. Buffalo on Dec. 26, 1999. He also finished second on the team with three interceptions.

Walker began his coaching career at Mt. San Antonio Junior College in Walnut, Calif. in 1988. He spent his first four seasons (1988-91) as the secondary coach before assuming the defensive coordina-

tor duties in 1992. His success at the junior college level attracted the interest of Utah State, who hired Walker as their defensive backs coach in 1993. That year, he helped develop a pair of all-conference corners, Damon Smith and Donard Toomer. The following year, he joined LaVell Edwards' staff at Brigham Young as the secondary and punt return coach. That fall, he helped develop another all-conference corner in Pat Mitchell. In 1995, he was lured away to join Bob Simmons' staff at Oklahoma State. There, he instructed future first-round draft choice R.W. McQuarters. That year, the Cowboys defeated arch-rival Oklahoma 12-0, their first shutout victory over the Sooners in 50 years. In 1996, the University of California came calling, offering Walker their secondary responsibilities. He spent two years at Cal, instructing the likes of Serwanga and Cleveland Browns CB Marquis Smith.

Playing: Walker attended Pasadena City College and earned all-conference honors as defensive back in 1979. He accepted a scholarship from Minnesota, where he was a two-year starter in 1980-81. He played professionally for three seasons, beginning his career with the Edmonton Eskimos in 1982. He had brief stints in the USFL with the Oakland Invaders in 1984 and the Arizona Outlaws in 1985.

Personal: DeWayne Walker was born Dec. 3, 1960 in Los Angeles, Calif. He attended Muir High in Pasadena, Calif. and lettered in football. He attended the University of Minnesota from 1980-83 and later earned his degree at Regents College in Albany, N.Y. He and his wife, Zan, have three children, Kesha, Kevan and Kendra.

CHARLIE WEIS

OFFENSIVE COORDINATOR/RBs

22ND COACHING SEASON
11TH NFL SEASON
5TH PATRIOTS SEASON

COACHING CAPSULE

Years	Team	Position
1979	Boonton High	Coach
1980-84	Morristown High	Coach
1985-88	South Carolina	Assistant Coach
1989	Franklin Township High	Head Coach
1990	New York Giants	Defensive Asst./ Asst. Special Teams Coach
1991-92	New York Giants	Running Backs
1993-94	New England Patriots	Tight Ends
1995	New England Patriots	Running Backs
1996	New England Patriots	Wide Receivers
1997	New York Jets	Wide Receivers
1998	New York Jets	Offensive Coordinator/ Wide Receivers
1999	New York Jets	Offensive Coordinator/ Fullbacks
2000	New England Patriots	Offensive Coordinator/ Running Backs

Coaching: Charlie Weis returned to the New England Patriots sidelines when he was named the offensive coordinator on Bill Belichick's staff on Feb. 1, 2000.

The veteran coach, now in his 22nd year, returns to New England for his fifth season with the Patriots. He has enjoyed great success since entering the NFL ranks in 1990. In the past 10 years, he has helped win three division titles, two conference titles and one Super Bowl Championship. He returns to New England after three seasons of calling the offensive plays for the New York Jets.

In his first season with the Jets, New York improved from 1-15 in 1996 to 9-7 in 1997. The eight-game improvement was the best in franchise history and one of the greatest turnarounds in NFL history. In addition to his own play-calling, Weis employed a triumvirate of receivers who were largely responsible for the success of the Jets' offense. Keyshawn Johnson, Wayne Chrebet and Jeff Graham combined for 170 receptions for 2,304 yards and 10 touchdowns.

In 1998, the Jets improved to 12-4 to claim their first division title in franchise history. That year, Weis was named the offensive coordinator/wide receivers coach after a year of handling the dual

responsibilities. By season's end, his offense ranked among the greatest in franchise history and led the team to their first 12-win season. The team scored 416 points, the second highest total in franchise history (419 points in 1968) and averaged 357.2 yards per game. It was the second-best season average in Jets history (368.5 ypg in 1985). They controlled the ball for an average of 32:17 per game, second in the AFC and third in the NFL.

Both of Weis' starting receivers – Johnson (1,131) and Chrebet (1,083) – eclipsed the 1,000-yard receiving plateau for the first times in their respective careers. It also marked the first time since 1986 that two Jets receivers reached that milestone in one season. At the conclusion of the 1998 season, Johnson, Curtis Martin and Vinny Testaverde were voted to represent the AFC in the Pro Bowl.

In 1999, Weis' offense produced the league's second-leading rusher and the AFC's fourth ranked receiver. Martin rushed for 1,464 yards, falling just 90 yards shy of the rushing title. Keyshawn Johnson led the team and established career-highs with 89 receptions for 1,170 yards. He was elected to his second consecutive Pro Bowl at the end of the season.

Weis began his professional coaching career with the New York Giants in 1990. After working in the Giants pro personnel department in 1989, Weis accepted the position of defensive assistant and assistant special teams coach. In his first season on the Giants' coaching staff, the Giants claimed the Super Bowl title with a 16-3 overall record. In 1991, Ray Handley took over as coach of the Giants and named Weis his running backs coach.

In 1993, Weis began a very successful four-year stint with the Patriots (1993-96). He coached three different positions – tight ends, running backs and wide receivers – and played a major role in the development of Ben Coates, Curtis Martin and Terry Glenn. In 1993 and 1994, he served as the team's tight ends coach. In 1993, Coates led the team in receptions. In 1994, he set an NFL record for receptions by a tight end with 96 and earned his first trip to the Pro Bowl as a first-team All-Pro.

In 1995, Weis was re-assigned to coach the Patriots' running backs and was credited with developing Martin into one of the premier running backs in the NFL. That year, Martin won Rookie of the Year honors and set franchise rushing records with 1,487 yards and 14 touchdowns. He was the only rookie representative in the 1996 Pro Bowl. Martin's 1,487 yards rushing was the fourth-best rookie performance in NFL history. His 14 rushing touchdowns ranked third all-time among rookie rushers.

In 1996, Weis was again re-assigned a new position, drawing the duty of coaching the receiver position. Under his tutelage, Glenn led the team and set a rookie reception record with 90 catches for 1,132 yards and six touchdowns. His receiving total was the *third highest* total among NFL rookies in league history. He also finished second to fellow Ohio State alum Eddie George in the Associated Press balloting for Offensive Rookie of the Year.

Upon the completion of his undergraduate studies, Weis began a coaching and teaching career at Boonton High in New Jersey in 1979. He coached football, basketball and baseball, while also teaching English. In 1980, he moved to Morristown (N.J.) High, where he assumed similar responsibilities. He moved up to the collegiate ranks in 1985 as an assistant at South Carolina (1985-88). In 1989, he returned to New Jersey to accept the position as head coach at Franklin Township High. That year, he directed them to the New Jersey State Championship title.

Personal: Charlie Weis was born March 30, 1956, in Trenton, N.J. He excelled both athletically and academically at Middlesex (N.J.) High. He then attended the University of Notre Dame, where he earned his bachelor's degree in communications and education, graduating Cum Laude. While coaching in South Carolina, Weis earned his master' s degree in education. Charlie and his wife Maura have two children, Charles Joseph and Hannah Margaret.

MIKE WOICIK

STRENGTH AND CONDITIONING

23RD COACHING SEASON
11TH NFL SEASON
1ST PATRIOTS SEASON

COACHING CAPSULE

Years	Team	Position
1978-80	Springfield	Track Coach/ Weight Room Coordinator
1980-89	Syracuse	Strength & Conditioning
1990-96	Dallas Cowboys	Strength & Conditioning
1997-99	New Orleans Saints	Strength & Conditioning
2000	New England	Strength & Conditioning

Pronunciation: WOY-sick

Coaching: Mike Woicik was named the Patriots' strength and conditioning coach by Bill Belichick on Feb. 16, 2000.

The 23rd-year coaching veteran is in his 11th season in the NFL and brings a strength and conditioning program to New England that helped produce three Super Bowl championships in Dallas.

He entered the NFL coaching ranks with the Dallas Cowboys in 1990. During his seven seasons (1990-96) with the Cowboys, they totaled a 89-38 record, including 12 playoff victories and three Super Bowl championships.

Conditioning played a big part in the Cowboys' overall success. In his final six seasons with Dallas, they had a cumulative 35-11 record from Thanksgiving until the end of the playoffs.

In 1992, his peers recognized Woicik as the NFL's "Strength Coach of the Year."

In 1997, he accepted the strength and conditioning responsibilities of the New Orleans Saints. He spent three seasons with the Saints (1997-99).

Woicik began his strength and conditioning training at Springfield College in 1978. He served as the track coach and weight room coordinator from 1978-80. In 1980, he was hired by Syracuse University, where he developed the strength and conditioning for the next decade (1980-89).

Personal: Mike Woicik was born Sept. 26, 1956 in Baltimore, Md. and raised in Westwood, Mass. He graduated from Westwood (Mass.) High and starred on the track and football teams. He earned a bachelor's degree in history from Boston College and a master's in physical education from Springfield. Woicik was an outstanding discus thrower at Boston College and set a school record of 180 feet, 5 inches, earned All-East honors and qualified for the NCAA Championship. He also competed in the shot put and hammer throw.

COACHING ASSISTANTS

Ned Burke joined the Patriots as a coaching assistant on Feb. 4, 2000. He joins the Patriots after spending last season in the personnel department of the New York Jets. The Wayland, Mass. native attended Cornell, where he played football and lacrosse. He spent one season with the Barcelona Pioneers, a semi-pro football team in Spain. In 1997, he was named the offensive coordinator at the Salisbury School, where he enjoyed two undefeated seasons before joining the Jets staff in 1999.

Brian Daboll joined the Patriots as a coaching assistant in February of 2000. Prior to joining the Patriots, he worked as a graduate assistant at Michigan State. He started as an administrative G.A. in 1998, but spent the 1999 season assisting the defensive coaches, working primarily with the defensive backs. He began his coaching career as the secondary coach at William & Mary in 1997. He attended the University of Rochester, where he was a two-year starter at free safety. The Buffalo native was married in the spring of 2000. He and his wife, Onalee, reside in Foxboro, Mass.

Mark Jackson joined the Patriots as a coaching assistant on April 13, 1998. He originally worked in the Patriots media relations department, completing the first of two summer internships in 1994. He began his coaching career as a graduate assistant at Trinity College in Hartford, Conn., where he helped coach the offensive backfield and special teams units while pursuing his master's degree. He attended Colby College and lettered in football as an undergrad. The Mansfield, Mass. native completed the 101st Boston Marathon in 1997. He and his wife, Tricia, were married June 17, 2000 and reside in Mansfield.

SCOTT PIOLI

ASSISTANT DIRECTOR OF PLAYER PERSONNEL

Scott Pioli joined the New England Patriots personnel department on Feb. 10, 2000, when he was named the assistant director of player personnel. In that role, Pioli will be responsible for all personnel matters, including the coordination of all player evaluations, the operation of the pro personnel department and the tracking of all player transactions. He will report to Patriots head coach Bill Belichick. He is now in his ninth NFL season, his first with the Patriots.

"Going on our eighth season together, I have come to respect Scott Pioli as a fine evaluator of talent with a keen eye for stocking a team relative to its specific needs and system," said Belichick when he announced Pioli's hiring.

He has consistently integrated veteran free agents who have played important roles in building playoff teams, both in Cleveland and New York.

He began his NFL career and his first season with Belichick in 1992 when he was named the pro personnel assistant of the Cleveland Browns. In that role, he was responsible for the evaluation of college and pro prospects, veteran free agents and the day-to-day operations of the personnel department. He also coordinated all player tryouts and assisted in the negotiation of some free agent contracts. In 1994, the Browns improved to 11-5, the second-best record in the AFC that year, and defeated the Patriots in a wild-card playoff game.

He was promoted to director of pro personnel after the Cleveland franchise was moved to Baltimore in 1996. He spent one season with the Baltimore Ravens, where he gained valuable experience negotiating the contracts of free agents and middle-to-late round draft choices. In 1997, he joined the New York Jets in the same capacity.

As director of pro personnel with the Jets, his responsibilities included the department's coordination of free agency, advance scouting of the upcoming opponent, the scouting of prospects at every level of professional football and tracking all player transactions. While in New York, he implemented a new state-of-the-art player personnel database and computer system.

Pioli attended Central Connecticut State (1983-87), where he was a three-time, first-team Division II All-New England selection and earned honorable mention All-East honors as a defensive tackle for three consecutive years (1985-87). After graduating with a degree in communications, he accepted a two-year graduate assistant position on the football team at Syracuse beginning in 1988.

He accepted a full-time coaching opportunity at Murray State, where he spent one season as the offensive line coach (1990) and one season as the defensive line coach (1991). He left the coaching ranks to join the Browns' personnel department in 1992.

Scott Pioli was born on March 31, 1965 in Washingtonville, N.Y. He played linebacker at Washingtonville High, where he also excelled in baseball. He earned his master's degree in television and film at Syracuse's S.I. Newhouse School of Communication graduate studies program. He remains an avid baseball fan and he enjoys listening to a wide collection of music, ranging from gospel and classical music to blues and rock. He and his wife, Dallas, reside in Wrentham, Mass.

ANDRE TIPPETT

ASSISTANT DIRECTOR OF PRO SCOUTING

Andre Tippett was named the assistant director of pro scouting on March 5, 1998. In his current role, Tippett assists Scott Pioli in scouting all pro personnel. In addition, he handles the team's advance scouting responsibilities for upcoming opponents.

Tippett moved into the Patriots' front office after a stellar 12-year playing career as an outside linebacker, retiring after the 1993 season as arguably the most dominant defender in Patriots history. He recorded 1.5 sacks in the 1993 season finale, giving him 100 for his career. At the time, he was just the seventh player in NFL history to reach that plateau.

He was originally drafted by the Patriots in the second round of the 1982 NFL draft. In 1984, he set a franchise record with 18.5 sacks to earn his first of five consecutive trips to the Pro Bowl. A ruptured muscle in his right shoulder in the 1989 preseason finale sidelined Tippett for the year and snapped his streak of Pro Bowl appearances. Pro Football Hall of Famer Mike Haynes is the only other Patriots defender to appear in five consecutive Pro Bowls.

In 1985, Tippett led the conference with 16.5 sacks and helped power the Patriots to their first AFC Championship and Super Bowl appearance. He was a consensus first-team All-Pro selection and earned Defensive Player of the Year honors from UPI and the *New York Daily News*. He was also voted the Tums Neutralizer of the Year (selected by NFL Films for the hardest hits of the season). In 1987, he led the conference in sacks again, with 12.5, and the honors continued to roll in. He was voted the Linebacker of the Year by the NFL Alumni Association and the NFL Players Association and was again voted first-team All-Pro by numerous news outlets, including AP and PFWA.

Tippett was born on Dec. 27, 1959 in Birmingham, Ala. He was a three-sport star in football, track and wrestling at Barringer High in Newark, N.J. He was recruited to the University of Iowa, where he earned All-American honors, capping his collegiate career as the Big Ten Champions, earning Iowa their first Rose Bowl appearance since 1959. He was named to Iowa's all-decade team for the '80s and is a member of Newark's Sports Hall of Fame. He has studied martial arts for the past three decades and is a fourth-degree black belt. He began teaching karate at his own school in 1991. His wife, Rhonda, owns a second-degree black belt. Andre has four children; three daughters, Janea, Asia and Madison, and one son, Coby.

FRANCIS KILROY

SCOUTING CONSULTANT

Francis "Bucko" Kilroy, a veteran of the NFL for 58 years, has held nearly every position imaginable during his NFL career. He has been a player, coach, personnel director, general manager, vice president and now serves as a consultant for the Patriots' scouting department.

Kilroy was originally hired by the Patriots in 1971 as their player personnel director and was responsible for selecting the Patriots' two Hall of Fame players, guard John Hannah (1973) and cornerback Mike Haynes (1976). He went right to work and started building the Patriots through the draft by select-

ing such players as Julius Adams, Hannah, Sam Cunningham, Steve Nelson, Russ Francis and Steve Grogan during his first five years as personnel director (1971-75). During the next three years, the Patriots compiled a 31-13 record (.705), including two playoff appearances.

Following the team's success, Kilroy was promoted to general manager in 1979 and was responsible for directing the Patriots' day-to-day business operations, as well as handling all contract negotiations. He was elevated once again, this time to vice president, on February 16, 1983 and served in that position until he retired from football following the 1993 season.

Kilroy is revered in scouting circles, having started many of the scouting services which are used by the entire NFL today. He was one of the originators of the National Scouting Combine, now in its 20th year. He also has developed and trained many of the NFL's scouting directors over the years, including the late Dick Steinberg, Mike Hickey, Tom Boisture, Joe Mendes and Tony Razzano.

He began his playing career with the war-time "Steagles" in 1943 and played 13 seasons with the Philadelphia Eagles serving as a two-way guard and tackle. He played in 134 games during his playing career and showed his versatility by being selected as an all-pro as both an offensive guard (1947-49) and middle guard (1952-54). He was also named to the NFL's all-decade team for the 1940's and one of its 300 greatest players. His Eagles were the only team to ever post back-to-back championship shutouts (1948-49).

Following his playing career with the Eagles, he moved from the field to the sidelines as a coach and scout for the Eagles (1956-61). He was named director of player personnel for the Washington Redskins in 1962 and then moved to the Dallas Cowboys in 1966. While with the Cowboy (1966-70) he worked with Gil Brandt and Tom Landry. Together they helped the Cowboys win five divisional championships.

Kilroy was born May 30, 1921 in Philadelphia and resides in Foxboro. Mass.

LARRY COOK

DIRECTOR OF COLLEGE SCOUTING

Larry Cook was named the director of college scouting on May 1, 1997. In his current role, he oversees a staff of personnel scouts who are responsible for scouting all the nation's eligible college prospects.

Cook originally joined the Patriots scouting department as a personnel scout on Dick Steinberg's staff on Feb. 1, 1985, after a 22-year coaching career. He began his coaching career in 1963 at Fountain Valley High School in California. In 1975, he joined the collegiate ranks when he accepted an assistant coaching position at Cal State Fullerton. After three seasons at Fullerton, he accepted his first professional assignment as an assistant with the Los Angeles Rams scouting department. He coached six seasons (1979-84) with the Rams before joining the Patriots scouting department in 1985.

Cook was born Feb. 12, 1939 in Irvine, Calif. He and his wife, Nadine, have a daughter, Jacquelyn, and two sons, Michael and Steven.

LIONEL VITAL

NATIONAL COLLEGE SCOUT

Lionel Vital joined the Patriots scouting department on May 18, 2000 when he was named the team's national college scout. In that role, he will be responsible for scouting all of the nation's top college prospects.

In joining the Patriots, Vital is reunited with head coach Bill Belichick and assistant director of player personnel Scott Pioli, a working relationship that began in Cleveland in 1992 and as recent as last season, when the three worked together at the New York Jets. For the past three seasons with the Jets, Vital was a talent scout in the college scouting department, whose responsibilities included the highly coveted Southeast region.

Belichick first hired Vital as a talent scout for the Cleveland Browns in 1991, after two seasons as the director of player personnel for the Montreal Machine of the World League of American Football (1990-91). Vital remained with the team through the 1995 season and accompanied the franchise's move to Baltimore in 1996. In 1997, he re-joined Belichick in New York and has spent the last three years with the Jets.

Vital exhausted professional playing career options in football and baseball before pursuing a career in scouting. After establishing a school rushing record at Nichols State, Vital was drafted by the Washington Redskins in the seventh round of the 1985 NFL draft. He missed his rookie season due to an injury and was waived in 1986. In 1987, he appeared in three games and rushed for 346 yards and two touchdowns on just 80 carries (4.3 avg.). He signed with the Chicago White Sox as an outfielder, but returned to the NFL to pursue his football career. He enjoyed short stints at Buffalo and Detroit before completing his playing career with the Saskatchewan Rough Riders of the CFL from 1989-90.

Lionel Vital was born July 15, 1963 in New Iberia, La. He attended Loreauville (La.) High and earned all-district honors in football and all-state honors in baseball. He attended Nichols State, where he majored in criminal justice.

MARVIN ALLEN

PERSONNEL SCOUT

Marvin Allen joined the Patriots scouting department on June 19, 1997. He was originally drafted by the Patriots in the 11th round (294th overall) of the 1988 NFL draft. The Tulane running back played four seasons (1988-91) for the Patriots and rushed for 378 yards and two touchdowns on 94 carries (4.0 avg.). He also returned 43 kicks for 844 yards (19.6 avg). Allen was born Nov. 23, 1965 in Wichita Falls, Texas. He is single and still resides in Wichita Falls.

ROBERT CEGELSKI

PERSONNEL SCOUT

Robert "Bobo" Cegelski joined the Patriots scouting department on June 1, 1993. The Montana State product was drafted by the NFL's Minnesota Vikings and the AFL's Denver Broncos in 1962. He played one season with the New York Titans in 1962 and for the Louisville Raiders of the Continental League. In September of 1963, he began working at the Laramie County School District in Cheyenne, Wyo. After 11 years as a high school educator and football coach, Cegelski accepted his first NFL job as a member of Tim Rooney's staff with the Pittsburgh Steelers in 1971. In 1974, he joined the Blesto scouting service, which led to a scouting career that has spanned over three decades. In addition to Pittsburgh, his career has taken him to San Francisco (1978), Atlanta (1979-1986), Kansas City (1986-88), Green Bay (1988-1991) and New England (1993-present). Bobo was born Nov. 13, 1936. He and his wife, Ruth, have two children, Robert and Valerie, and two grandchildren.

JAKE HALLUM

PERSONNEL SCOUT

Jake Hallum joined the Patriots scouting department as a personnel scout on May 31, 2000. For more than three decades, Hallum has been evaluating college talent, including the last five as a college scout for the Philadelphia Eagles. His experience at the college level began as the head coach at Morehead State in 1968. After four seasons (1968-71) and a 22-17-1 record, Hallum moved on to the University of Maryland, where he coached the offensive line from 1972 to 1981. In 1982, he began an eight-year assignment as an assistant at Kentucky. In 1990, he accepted the position as offensive line and tight ends coach at Arizona State. Following the 1991 season, he left the coaching ranks, completing a 24-year coaching career.

In 1992, he began his scouting career as a regional scout for the National Football Scouting, a position he held for three seasons prior to joining the Eagles. During his three-year tenure, he scouted Texas, Oklahoma, Louisiana and Mississippi. Hallum was born Nov. 2, 1938 in Liberty, S.C. He played linebacker and guard at Newberry College (1957-60) and later earned his master's degree from Murray State in 1965. He coached high school football at his alma mater, Pickens (S.C.) High (1960-62), before making stops at Hopkinsville (Ky.) High (1962-66) and Paul Blazer High in Ashland, Ky. (1966-67). Jake and his wife, Mable, reside in Cypress, Texas. They have two sons, Todd and Bart.

JASON LICHT

PERSONNEL SCOUT

Jason Licht joined the Patriots scouting department on June 1, 1999 after a year with the Carolina Panthers, where he scouted the South region. He began his career with the Miami Dolphins as an assistant in the college and pro personnel scouting departments in 1995. The following year, he assisted with quality control and was responsible for advance scouting as a offensive assistant. In 1997, he scouted for National, a college football scouting service. Licht was a two-time all-conference defensive tackle at Nebraska-Wesleyan (1993-94). He was originally recruited to the University of Nebraska as a linebacker in 1989. He played as a freshman, but red-shirted in 1990. He was asked to play offensive line, which he did in 1991, before transferring to Nebraska-Wesleyan to finish his college career. Jason was born Feb. 13, 1971. He is single and resides in Atlanta, Ga.

PAUL PAWLAK

PERSONNEL SCOUT

Paul Pawlak joined the Patriots scouting department on June 23, 1994. His first assignment with the Patriots was in 1991, when he assisted the team's scouting department as an advance scout. Pawlak brings over 28 years of college coaching experience to the Patriots, including 10 years as the head coach at Northeastern. While at Northeastern, he received the Murray Lewis Award for his lifelong contribution to college football. He began his coaching career in 1963 at Springfield College. He spent the next two years at Washington and Jefferson College (1964) and the Citadel (1965) before returning to the Northeast in 1966 as an assistant at Cornell. After eight seasons of Ivy League play, he accepted his first head coaching responsibilities at Tufts University (1974-77) in Boston, where he earned UPI New England Small College Division Coach of the Year honors in 1976. In 1978, he was named the offensive coordinator and assistant head coach at the University of Massachusetts-Amherst. That year, UMass competed for the Division I-AA Championship. After three years at UMass, he was named head coach at Northeastern in 1981, where he helped rebuild the football program. Paul was born July 26, 1940. He and his wife, Concetta, have three children, William, Robert and Amy.

MIKE POLLOM

PERSONNEL SCOUT

Mike Pollom joined the Patriots scouting department on July 1, 1987 and is now in his 22nd year as a college scout. He began his scouting career with the Los Angeles Rams in 1974. In 1979, he accepted a scouting assignment with the Buffalo Bills. In 1982, he began scouting for the USFL (1982-85). When the league suspended operation, he signed on with National, a scouting service used by many NFL teams. In 1987, after three seasons with National, he joined the Patriots as a regional scout. Mike was born Jan. 29, 1952 in Manhattan Beach, Calif. He attended El Camino College in California and Centralia College in Washington. Mike and his wife, Tina, have two sons, Patrick and Charlie, and reside in Berea, Ohio.

KEN STERNFELD

PERSONNEL SCOUT

Ken Sternfeld re-joined the Patriots scouting department in January of 1995 after serving four years as the team's ticket manager (1991-94). He began working for the Patriots as an intern in 1981. He served the next two seasons as an administrative aid before being named the team's ticket office manager in 1984. He worked in the ticket office for four years (1984-88) before returning to the scouting department in 1989. After two seasons in scouting, he returned to manage the ticket office at a time when season ticket sales were at a 20-year low. After the 1994 season, when ticket sales had soared to an all-time high, Sternfeld returned to the scouting department. Ken was born March 11, 1961. The Long Island native attended Locust Valley High in Brookville, N.Y. before earning a business degree at Northeastern University in 1984. Ken and his wife, Anne, have two children, Anna and Timmy.

ALEXANDER WRIGHT

PERSONNEL SCOUT

Alexander Wright joined the Patriots college scouting department as a personnel scout on June 2, 2000. Wright, 32, enters the scouting ranks after enjoying a seven-year NFL career in which he played in 86 games as a wide receiver and kick returner. During his career, he caught 101 passes for 1,597 yards and 10

touchdowns. He also scored two touchdowns and averaged 21.3 yards on 79 career kickoff returns. The Auburn product was originally drafted by the Dallas Cowboys in the second round of the 1990 NFL draft. He played two-and-a-half seasons in Dallas, finishing the 1992 season as a member of the Los Angeles Raiders. In 1995, he signed with the St. Louis Rams, where he finished his playing career in 1996. Alexander Wright was born July 19, 1967 in Albany, Ga. Alexander and his wife, Veerle, have three sons, Zacchaues, Quinlan, Adin and a daughter, Adonica.

ERNIE ADAMS

FOOTBALL RESEARCH DIRECTOR

Ernie Adams returned to the Patriots staff when he was appointed football research director by Bill Belichick on April 25, 2000. In his current role, he will be responsible for researching special assignments for both the coaching staff and the personnel department. Adams was originally hired by Chuck Fairbanks with the Patriots in 1975 as an administrative assistant and assistant offensive coach. In addition to his on-field responsibilities, his duties included all aspects of football operations, including computer analysis, statistical evaluations and film coordination. After four seasons with the Patriots, he accepted a position with the NewYork Giants in 1979. In 1982, he was promoted to director of pro personnel, a position he held for four seasons. Adams attended Phillips Academy in Andover, Mass.

KEN DEININGER

DIRECTOR OF FOOTBALL OPERATIONS

Ken Deininger was named the director of football operations for the Patriots in March of 1997 after handling the team's video operations for 17 years. In his current role, he is responsible for the coordination of all non-coaching football operations, beginning every season with the logistical setup of training camp. During the season, he is responsible for the logistics of all team travel, along with handling the day-to-day tasks of the football department. He began his trade working in the film department of the Pittsburgh Steelers, while attending St. Vincent College. In 1986, Ken was responsible for transforming the Patriots film lab into a video department. He holds the distinction of being the last person in the NFL to shoot 16 mm coaching game film (Super Bowl XX) and the first to shoot coaching game video (1986 Hall of Fame Game). Ken was born Oct. 27, 1957 in Cleveland, Ohio and is the nephew of Pittsburgh coaching legend Chuck Noll. He and his wife, Julie, have three children, Matthew, Nicholas and Christy.

BERJ NAJARIAN

EXECUTIVE ADMINISTRATOR TO HEAD COACH

Berj Najarian was named executive administrator to the head coach on Feb. 4, 2000. He joins the Patriots after working the last five seasons as a member of the public relations department of the New York Jets. A 1991 Boston University graduate, Najarian returned to New York after college to intern with the New York Knicks. After his internship, he landed a job with a public relations firm in New York City. He entered the NFL ranks in 1995, filling an opening in the public relations department of the New York Jets. He is a native of Manhasset, N.Y. He and his wife, Regina, were wed on June 10, 2000 and reside in Norfolk, Mass.

RON O'NEIL

HEAD TRAINER

Ron O'Neil joined the Patriots as the team's head trainer on April 1, 1984, a position he has served for the past 16 years. O'Neil and his staff are held in high regard around the league. In 1997, he and his assistant, Kirk Brumels, were selected by their peers as the 1997 NFL Athletic Training Staff of the Year. The award was presented at the Ed Block Courage Awards banquet. O'Neil attended Ball State University and earned his bachelor's degree in physical education with a minor in biological sciences. He began his career as an assistant athletic trainer at Northwestern University in 1969. After four years at Northwestern, he accepted a position with the Philadelphia Eagles as the assistant athletic trainer and strength and conditioning coordinator. He served in that position for 12 seasons before joining the Patriots in 1984. Ron was born Jan. 9, 1948 in Clarksburg, W.V. He and his wife, Joyce, have three children, Chad, Shawn and Kara.

KIRK BRUMELS

ASSISTANT TRAINER

Kirk Brumels joined the Patriots as the team's assistant trainer on Ron O'Neil's staff on July 9, 1990. In 1997, he and O'Neil were selected by their peers as the 1997 NFL Athletic Training Staff of the Year. The award was presented at the Ed Block Courage Awards banquet. Brumels received an advanced

degree in athletic training from Western Michigan University in 1989 after earning his undergraduate degree from Hope College in Holland, Mich. Before he earned his graduate degree, Brumels interned with the Patriots during the 1987 and 1988 seasons before securing his position with the Patriots. In addition to being a skilled trainer, he is also a skilled fly-fisherman, a hobby he began as a child in Michigan. Kirk was born May 19, 1966. He and his wife, Stephanie, have two children, Hunter and Rebecca. The Brumels family resides in North Easton, Mass.

DON BROCHER

EQUIPMENT MANAGER

Don Brocher was named the equipment manager for the team in February of 1994. He originally began working for the Patriots on a part-time basis in 1972 as a ball boy on George Luongo's staff during the John Mazur/Phil Bengston head coaching season. Now in his 29th season, Brocher is the longest tenured employee currently on staff for the Patriots. During his tenure, he has handled the equipment needs for 11 of the Patriots 14 head coaches. He became a full-time member of the staff in Sept. of 1972 as an assistant equipment manager. He was born Nov. 23, 1952 in Boston, Mass. He and his wife, Laurie, reside in Norton, Mass.

JOHN HILLEBRAND

ASSISTANT EQUIPMENT MANAGER

John Hillebrand joined the Patriots staff as the assistant equipment manager on May 23, 1994. Prior to joining the Patriots, he served three years (1991-94) as the assistant athletic equipment manager at Boston College. There, his responsibilities included handling the equipment needs for men's hockey, men's and women's soccer, field hockey, women's basketball, baseball, softball and men's and women's lacrosse, in addition to assisting in the needs of all of BC's 36 varsity sports. He graduated from Edinboro University in Pennsylvania in 1989 and accepted his first job in the Edinboro athletic department as the head equipment manager in 1990. He was born July 31, 1967. The Pennsylvania native is single and currently resides in Wellesley, Mass.

JIMMY DEE

VIDEO DIRECTOR

Jimmy Dee was appointed the video director of the Patriots on April 28, 1997. In his current role, he oversees all video operations for the Patriots, which includes filming, dubbing and editing of all game footage and practice tapes. He originally joined the Patriots on March 31, 1994 when he was named the assistant video director on Ken Deininger's staff. Prior to joining the Patriots, Dee was the production director for United Video Cable in Westport, Mass. Jimmy was born June 23, 1957 in New Bedford, Mass., where he still resides.

FERNANDO NETO

VIDEO ASSISTANT

Fernando Neto began an internship with the Patriots in the video department on July 23, 1997 and has since joined the department full-time. Prior to joining the Patriots, he worked as a videographer for a cable access television station, Channel 46 in New Bedford, Mass. He attended Franklin Pierce College in Ringe, N.H., where he earned a degree in communications in 1989. In addition to his work behind the lens, he also worked as an account executive for a Providence radio station for four years before joining the family insurance agency in New Bedford in 1994. Fernando resides in North Dartmouth, Mass.

MATT WALSH

VIDEO ASSISTANT

Matt Walsh originally joined the Patriots as an intern in the media relations department in 1997. Following the season, he accepted a position as the hockey contact for the American International College in Springfield, Mass. He returned to the Patriots in 1998 as a part-time assistant in the scouting department. In July of 1999, he accepted a full-time position in the Patriots video department. Since joining the Patriots, he has utilized his down time in June and July by traveling to Lake Placid, N.Y. to train with the national bobsled team at the U.S. Olympic Training Center. After college, he auditioned for a position as an MTV VJ in New York City. He got his start in professional football in 1996 when he worked for the Connecticut Coyotes of the Arena League. Matt is single and resides in Providence, R.I.

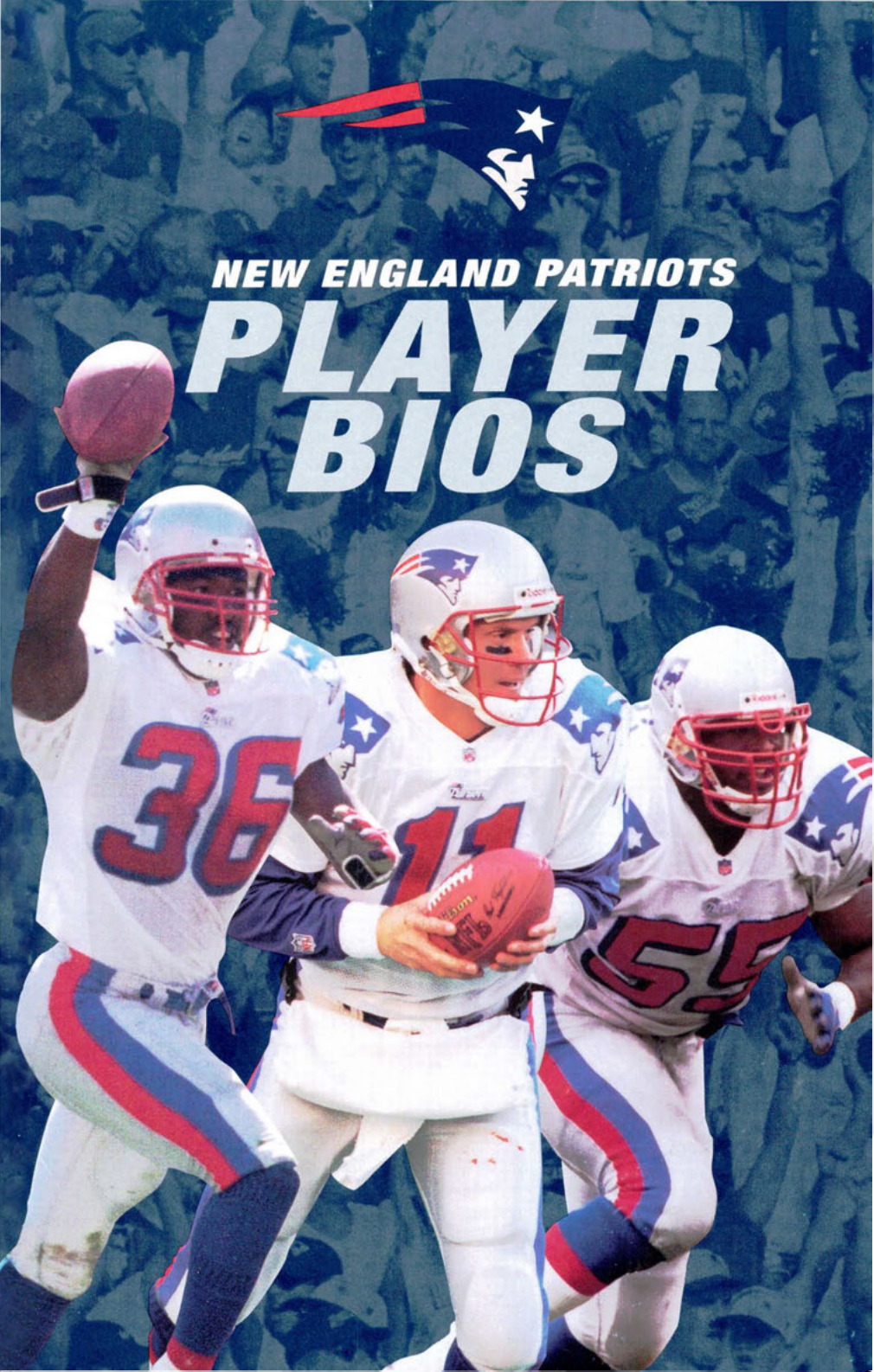
NEW ENGLAND PATRIOTS
PLAYER
BIOS

JASON ANDERSEN

CENTER

6-6' ★ 305LBS ★ 3RD YEAR ★ 3RD YEAR W/PATRIOTS
BRIGHAM YOUNG ★ SOCIOLOGY
ACQ: D7-98 (211TH) ★ SIGNED THROUGH 2000
BORN: 09/03/75 ★ HAYWARD, CA

Career Transactions

Jason Andersen was drafted by the Patriots in the seventh round (211th overall) of the 1998 NFL draft ... Signed with the Patriots on June 18, 1998.

Career Games Played/Started

Regular Season: 11/0, Postseason: 0/0

Seasonal Reviews

1999 (11/0): Received limited playing time in a reserve role behind rookie center Damien Woody ... Saw action in 11 games, mostly on special teams ... Replaced Woody in the regular lineup during the Patriots game at Miami (11/21) after a knee injury forced Woody to miss a series in the game ... Active for every game, but did not play in games vs. Miami (10/17), Denver (10/24), at Buffalo (11/28), vs. Dallas (12/5) and at Philadelphia.

1998 (0/0, 0/0): Andersen spent his rookie season developing his skills in a reserve role at center and offensive tackle ... He made the Patriots final cut and remained on the roster the entire season ... Listed among the team's inactives prior to nine games, including the first five of the season ... Suited up for his first game vs. the Jets (10/19), but did not play ... Dressed, but did not play in a total of seven games.

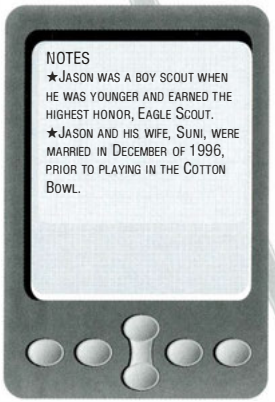

College

Andersen was a four-year letterman at Brigham Young (1994-97) ... He proved to be a versatile offensive linemen who could play any position on the line. **1997 (Senior):** Made the transition to center during his senior campaign and delivered 90 knockdown blocks for an offense that averaged 360.2 yards per game ... He was the only BYU offensive lineman not to allow a sack during the season. **1996 (Junior):** Started at right guard and moved to right tackle for games vs. Wyoming and Kansas State ... Helped BYU to 354 yards in a 28-25 victory over Wyoming in the inaugural WAC Championship game. **1995 (Sophomore):** Saw limited playing time, appearing in only two games at right guard vs. Hawaii and Tulsa. **1994 (Freshman):** Made brief appearances in two games. **1993 (Redshirt):** Redshirted as a freshman.

Personal

Jason Allen Young was born Sept. 3, 1975 in Hayward, Calif. ... He changed his surname from Young to Andersen after his freshman year at Brigham Young ... Attended Piedmont High in San Jose, Calif., where he lettered in football, basketball and track ... He was a two-time all-league and two-time all-county selection as an offensive and defensive tackle and long snapper in football ... He was also a two-time all-league center on his high school basketball team ... Excelled in track, finishing second in the state finals with a school-record 60-3 shot put toss ... Lettered twice in outdoor track at BYU ... Placed seventh in the shot put (58-0) at the WAC finals in 1995 and traveled with the team to Turkey during the summer ... Threw the shot and placed eighth in the WAC indoors, sixth at the WAC outdoors ... Threw the discus and placed seventh in the WAC outdoors in 1994 ... Majored in sociology at BYU ... He earned Eagle Scout honors and enjoys fishing, camping and traveling ... Married the former Suni Gardner in December of 1996 prior to the Cotton Bowl festivities ... The Andersens have one daughter, Destinee, (10/8/97) and one son, Jason, (9/27/98).

AARON BAILEY

WIDE RECEIVER/RETURNER

5-10' ★ 190LBS ★ 6TH YEAR ★ 6TH YEAR W/PATRIOTS
LOUSVILLE ★ PHYSICAL EDUCATION
ACQ. UFA-00 ★ SIGNED THROUGH 2001
BORN 10/24/71 ★ ANN ARBOR, MI

Career Transactions

Aaron Bailey signed with the Patriots on March 9, 2000 … Originally signed as a rookie free agent by the Indianapolis Colts (5/5/94) … Signed with the Oakland Raiders (8/11/99), but was released (8/31/99).

Career Games Played/Started

Regular Season: 63/9, Postseason: 4/0

Career Highlights

★Bailey joins the Patriots after establishing an Indianapolis Colts franchise record with 3,501 career kickoff return yards. His 153 career kickoff returns rank second in Colt history behind Clarence Verdin (169).

★He set two Colts franchise records with 55 kickoff returns for 1,206 yards in 1997.

★He is one of just four players in Colts' history to return two kickoffs for touchdowns. Both of those returns were 95-yard touchdowns, at Jacksonville (12/10/95) and at Cincinnati (12/22/96).

★During his Colts career, he also caught 67 passes for 1,040 yards (15.5 avg.) and six touchdowns.

★Bailey played in four playoff games with the Colts and caught four passes for 55 yards, including a 9-yard touchdown vs. Pittsburgh (12/29/96). He also returned seven kickoffs for 135 yards (19.3 avg.).

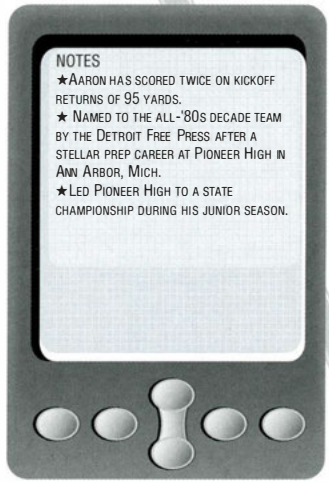

Seasonal Reviews

1999 (0/0): Signed with the Raiders Aug. 11, but was released on Aug. 31 and did not re-sign with another team during the 1999 season.

1998 (9/0-Indianapolis): Bailey played in just nine games but still led the Colts with 34 kickoff returns for 759 yards (22.3 avg.) and 19 punt returns for 176 yards (9.3 avg.) … Returned six kickoffs for 127 yards (21.2 avg.) and four kickoff returns for 30 yards (7.5 avg.) at New England (9/13) … Registered three kickoff returns for 69 yards (23.0 avg.) at Miami (11/8) … Brought back two kickoffs for 67 yards, including a season-long 44-yard return vs. N.Y. Jets (11/15) … Gained 113 yards on four kickoff returns (28.3 avg.) at Buffalo (11/22) … Recorded 106 yards on six kickoff returns (17.7 avg.) at Baltimore (11/29) … Established a season-high with 133 kickoff return yards on five kickoffs (26.6 avg.) and returned three punts for 51 yards (17.0 avg.) including a season-long 33-yard return vs. Cincinnati (12/13) … Returned six kickoffs for 113 yards (18.8 avg.) at Seattle (12/20).

1997 (13/4-Indianapolis): Played in 13 games, including four starts, and led the Colts with 55 kickoff returns for 1,206 yards (21.9 avg.) … He set Colts single-season records with his 55 returns and 1,206 kickoff return yards … His 55 returns were second in the AFC and tied for fourth in the NFL, while his 1,206 yards made him the first player in club history to post two 1,000-yard return seasons (1,041, 1996) … Finished fifth on the team with 26 receptions for 329 yards (12.7 avg.) and three touchdowns … Broke his own club record for single-game kickoff return yardage (199, at Cincinnati, 12/22/96) with 213 yards on six returns vs. Seattle (9/14) … His record-setting day included 61- and 53-yard returns … Led team with seven receptions for 96 yards and one touchdown at Buffalo (9/21) … Set club single game

record with eight kickoff returns for 165 yards (20.6 avg.) and caught three passes for 18 yards, including a 10-yard touchdown catch at San Diego (10/26) … Caught two passes for 18 yards, including an 18-yard touchdown reception at New England (11/30) … Listed among inactives for final three games of the season.

1996 (14/2-Indianapolis): Played in 14 games with two starts while leading the team with 43 kickoff returns, 1,041 yards (24.2 avg.) and one touchdown … His return average of 24.2 ranked fifth in the AFC and ninth in the NFL … Finished sixth on the team with 18 catches for 302 yards (16.8 avg.) … Recorded five kickoff returns for 172 yards (34.4 avg.), including a 50-yard return at Dallas (9/15) …Registered 102 yards on four kickoffs (25.5 avg.) vs. Baltimore (10/13) … Recorded a season-high four receptions for 48 yards vs. New England (10/20) … Closed out season with six kickoff returns for 199 yards, including a 95-yard touchdown at Cincinnati (12/22) … Caught a nine-yard touchdown pass in Wild Card Playoff game at Pittsburgh (12/29).

1995 (15/3-Indianapolis): Finished fifth on the team with 21 receptions for 379 yards (18.0 avg.) and three touchdowns while playing in 15 games and starting three … Led the team with 21 kickoff returns for 495 yards (23.6 avg.), including a 95-yard touchdown … Recorded a season-high four catches for 51 yards at Buffalo (9/17) … Registered a 21-yard touchdown reception that tied the score at 24 with 1:09 remaining at Miami (10/8) … Set a season-high with 87 yards on three catches (29.0 avg.) including a season-long 45-yard catch vs. Buffalo (11/5) … Returned two kickoffs for 132 yards (66.0 avg.), including a 95-yard return for a touchdown to open the game vs. Jacksonville (12/10) ... It was just the fourth time in Colts history that the opening kickoff was returned for a touchdown … Also scored on a 14-yard touchdown reception in that game … Caught two passes for 37 yards at Kansas City (1/7/96) in Divisional Playoff game … Returned four kickoffs for 70 yards (17.5 avg.) and caught one pass for nine yards at Pittsburgh (1/14/96) in AFC Championship game.

1994 (12/0-Indianapolis): Played in 12 games during his rookie season and caught two passes for 30 yards (15.0 avg.) … Also recorded three special teams tackles … Caught his first pass in the season opener vs. Houston.

College

Two-year letterman at Louisville (1992-93) … Totaled 39 receptions, 883 yards, five touchdowns and three rushes for 32 yards … Averaged 23.2 yards on 51 kickoff returns and 11.5 yards on 24 punt returns, including one touchdown … During his senior year, he totaled 531 receiving yards, the most by a Cardinal wide receiver since 1970 … Averaged 23.9 yards on 26 kickoff returns … Caught six passes for 175 yards, including scores of 63 and six yards and added a 67-yard punt return for a score vs. Memphis State … Played in 10 games and started two during his junior season and caught 13 passes for 352 yards, including one touchdown … Averaged 22.4 yards on 25 kickoff returns … Played two years at College of DuPage in Glen Ellyn, Ill. … Earned first-team Junior College All-American honors.

Personal

Aaron Duane Bailey was born in Ann Arbor, Mich. on Oct. 24, 1971 … Lettered in football, track and basketball at Pioneer (Ann Arbor, Mich.) High … Named to all-decade team of the 1980s by the *Detroit Free Press* … Led football team to state title as a junior … Aaron and his wife, Francheska have three children, Aaron Jr. (11/30/94), Ashley David (5/16/97), and Airyanna (11/22/98).

SINGLE-GAME CAREER HIGHS

RECEIVING

Receptions:	7	at Buffalo (9/21/97)
Yards:	96	at Buffalo (9/21/97)
Longest:	45	vs. Buffalo (11/5/95)
Touchdowns:	1	at New England (11/30/97)
		at San Diego (10/26/97)
		at Buffalo (9/21/97)
		vs. Miami (11/26/95)
		at Miami (10/8/95)

KICKOFF RETURNS

Number:	8	at San Diego (10/26/97)
Yards:	213	vs. Seattle (9/14/97)
Longest:	95t	at Cincinnati (12/22/96)
		at Jacksonville (12/10/95)
Touchdowns:	95t	at Cincinnati (12/22/96)
		at Jacksonville (12/10/95)

AARON BAILEY

Pos: WR/KR **Ht:** 5-10 **Wt:** 190 **Year:** 6th **Acq:** UFA-00 **College:** Louisville **Born:** 10/24/71 **Contract:'01**

Regular Season		Receiving						Kick Returns					Punt Returns						Fumbles		Scoring	
Year	Team	G/S	No	Yds	Avg	Lg	TD	No	Yds	Avg	Lg	TD	No	FC	Yds	Avg	Lg	TD	No	FR	TD	Pts
1994	Colts	12/0	2	30	15.0	23	0	0	0	0.0	0	0	0	0	0	0.0	0	0	0	0	0	0
1995	Colts	15/3	21	379	18.0	45	3	21	495	23.6	95t	1	0	0	0	0.0	0	0	0	1	4	24
1996	Colts	14/2	18	302	16.8	40	0	43	1041	24.2	95t	1	0	0	0	0.0	0	0	3	1	1	6
1997	Colts	13/4	26	329	12.7	22	3	55	1206	21.9	61	0	1	0	19	19.0	19	0	2	1	3	18
1998	Colts	9/0	0	0	0.0	0	0	34	759	22.3	44	0	19	3	176	9.3	33	0	2	1	0	0
Totals-5 years		**63/9**	**67**	**1040**	**15.5**	**45**	**6**	**153**	**3501**	**22.9**	**95t**	**2**	**20**	**3**	**195**	**9.8**	**33**	**0**	**7**	**4**	**8**	**48**

Postseason		Receiving						Kick Returns					Punt Returns						Fumbles		Scoring	
Year	Team	G/S	No	Yds	Avg	Lg	TD	No	Yds	Avg	Lg	TD	No	FC	Yds	Avg	Lg	TD	No	Lost	SpT	Msc
1995	Colts	3/0	3	46	15.3	24	0	6	114	19.0	24	0	0	0	0	0.0	0	0	0	0	0	0
1996	Colts	1/0	1	9	9.0	9t	1	1	21	21.0	21	0	0	0	0	0.0	0	0	0	0	1	6
Totals-2 years		**4/0**	**4**	**55**	**13.8**	**24**	**1**	**7**	**135**	**19.3**	**24**	**0**	**0**	**0**	**0**	**0.0**	**0**	**0**	**0**	**0**	**1**	**6**

BAILEY'S CAREER GAME-BY-GAME

			RECEIVING					KICK RETURNS					PUNT RETURNS					
1994	**Opponent**	**S/P**	**No**	**Yds**	**Avg**	**LG**	**TD**	**No**	**Yds**	**Avg**	**LG**	**TD**	**NO**	**FC**	**Yds**	**Avg**	**LG**	**TD**
9/4	Houston	p	1	7	7.0	7	0	-	-	-	-	-	-	-	-	-	-	-
9/11	at Tampa Bay		Did Not Play					Did Not Play					Did Not Play					
9/18	at Pittsburgh		Did Not Play					Did Not Play					Did Not Play					
9/25	Cleveland	p	-	-	-	-	-	-	-	-	-	-	-	-	-	-	-	-
10/2	Seattle	p	-	-	-	-	-	-	-	-	-	-	-	-	-	-	-	-
10/9	at New York Jets	p	-	-	-	-	-	-	-	-	-	-	-	-	-	-	-	-
10/16	at Buffalo	p	-	-	-	-	-	-	-	-	-	-	-	-	-	-	-	-
10/23	Washington		inactive					inactive					inactive					
10/30	New York Jets	p	-	-	-	-	-	-	-	-	-	-	-	-	-	-	-	-
11/6	at Miami	p	-	-	-	-	-	-	-	-	-	-	-	-	-	-	-	-
11/20	at Cincinnati	p	-	-	-	-	-	-	-	-	-	-	-	-	-	-	-	-
11/27	New England	p	-	-	-	-	-	-	-	-	-	-	-	-	-	-	-	-
12/4	at Seattle	p	-	-	-	-	-	-	-	-	-	-	-	-	-	-	-	-
12/11	at New England	p	-	-	-	-	-	-	-	-	-	-	-	-	-	-	-	-
12/18	Miami	p	-	-	-	-	-	-	-	-	-	-	-	-	-	-	-	-
12/24	Buffalo	p	1	23	23.0	23	0	-	-	-	-	-	-	-	-	-	-	-
1994 Season Totals		**13/0**	**2**	**30**	**15.0**	**23**	**0**	**0**	**0**	**0**	**0**	**0**	**0**	**0**	**0**	**0**	**0**	**0**

			RECEIVING					KICK RETURNS					PUNT RETURNS					
1995	**Opponent**	**S/P**	**No**	**Yds**	**Avg**	**LG**	**TD**	**No**	**Yds**	**Avg**	**LG**	**TD**	**NO**	**FC**	**Yds**	**Avg**	**LG**	**TD**
9/3	Cincinnati		inactive					inactive					inactive					
9/10	at New York Jets	p	1	29	29.0	29	0	-	-	-	-	-	-	-	-	-	-	-
9/17	at Buffalo	p	4	51	12.8	18	0	-	-	-	-	-	-	-	-	-	-	-
10/1	St.Louis	p	-	-	-	-	-	-	-	-	-	-	-	-	-	-	-	-
10/8	at Miami	p	3	48	16.0	21	1	-	-	-	-	-	-	-	-	-	-	-
10/15	San Francisco	p	-	-	-	-	-	-	-	-	-	-	-	-	-	-	-	-
10/22	at Oakland	S	3	37	12.3	22	0	-	-	-	-	-	-	-	-	-	-	-
10/29	New York Jets	S	2	21	10.5	15	0	-	-	-	-	-	-	-	-	-	-	-
11/5	Buffalo	S	3	87	29.0	45	0	1	24	24.0	24	0	-	-	-	-	-	-
11/12	at New Orleans	p	1	16	16.0	16	0	2	27	13.5	27	0	-	-	-	-	-	-
11/19	at New England	p	-	-	-	-	-	3	48	16.0	23	0	-	-	-	-	-	-
11/26	Miami	p	2	43	21.5	34	1	4	63	15.8	19	0	-	-	-	-	-	-
12/3	at Carolina	p	1	33	33.0	33	0	3	55	18.3	19	0	-	-	-	-	-	-
12/10	at Jacksonville	p	1	14	14.0	14	1	2	132	66.0	95t	1	-	-	-	-	-	-
12/17	San Diego	p	-	-	-	-	-	4	96	24.0	27	0	-	-	-	-	-	-
12/23	New England	p	-	-	-	-	-	2	30	15.0	16	0	-	-	-	-	-	-
1995 Season Totals		**15/3**	**21**	**379**	**18.0**	**45**	**3**	**21**	**475**	**22.6**	**95t**	**1**	**0**	**0**	**0**	**0**	**0**	**0**
12/31	at San Diego	p	-	-	-	-	-	2	44	22.0	25	0	-	-	-	-	-	-
1/7	at Kansas City	p	2	37	18.5	24	0	-	-	-	-	-	-	-	-	-	-	-
1/14	at Pittsburgh	p	1	9	9.0	9	0	4	70	17.5	22	0	-	-	-	-	-	-
1995 Playoff Totals		**3/0**	**3**	**46**	**15.3**	**24**	**0**	**6**	**114**	**19.0**	**25**	**0**	**0**	**0**	**0**	**0**	**0**	**0**

BAILEY'S CAREER GAME-BY-GAME CONT.

			RECEIVING					KICK RETURNS					PUNT RETURNS					
1996	**Opponent**	**S/P**	**No**	**Yds**	**Avg**	**LG**	**TD**	**No**	**Yds**	**Avg**	**LG**	**TD**	**NO**	**FC**	**Yds**	**Avg**	**LG**	**TD**
9/1	Arizona	p	1	19	19.0	19	0	1	19	19.0	19	0	-	-	-	-	-	-
9/8	at New York Jets	S	1	15	15.0	15	0	1	20	20.0	20	0	-	-	-	-	-	-
9/15	at Dallas	p	-	-	-	-	-	5	148	29.6	50	0	-	-	-	-	-	-
9/23	Miami	p	-	-	-	-	-	1	22	22.0	22	0	-	-	-	-	-	-
10/6	at Buffalo	p	2	34	17.0	17	0	2	39	19.5	20	0	-	-	-	-	-	-
10/13	Baltimore	p	2	53	26.5	40	0	4	102	25.5	30	0	-	-	-	-	-	-
10/20	New England	p	4	48	12.0	17	0	3	75	25.0	32	0	-	-	-	-	-	-
10/27	at Washington			inactive					inactive					inactive				
11/3	San Diego			inactive					inactive					inactive				
11/10	at Miami	p	1	15	15.0	15	0	2	52	26.0	28	0	-	-	-	-	-	-
11/17	New York Jets	p	-	-	-	-	-	4	97	24.3	37	0	-	-	-	-	-	-
11/24	at New England	p	-	-	-	-	-	6	134	22.3	35	0	-	-	-	-	-	-
12/1	Buffalo	p	2	34	17.0	23	0	3	62	20.7	30	0	-	-	-	-	-	-
12/5	Philadelphia	p	1	13	13.0	13	0	2	25	12.5	25	0	-	-	-	-	-	-
12/15	at Kansas City	p	1	29	29.0	29	0	3	47	15.7	18	0	-	-	-	-	-	-
12/22	at Cincinnati	S	3	42	14.0	19	0	6	199	33.2	95t	1	-	-	-	-	-	-
1996 Season Totals		**14/2**	**18**	**302**	**16.8**	**40**	**0**	**43**	**1041**	**24.2**	**95t**	**1**	**0**	**0**	**0**	**0**	**0**	**0**
12/29	at Pittsburgh	p	1	9	9.0	9t	1	1	21	21.0	21	0	-	-	-	-	-	-
1996 Playoff Totals		**1/0**	**1**	**9**	**9.0**	**9t**	**1**	**1**	**21**	**21.0**	**21**	**0**	**0**	**0**	**0**	**0**	**0**	**0**

			RECEIVING					KICK RETURNS					PUNT RETURNS					
1997	**Opponent**	**S/P**	**No**	**Yds**	**Avg**	**LG**	**TD**	**No**	**Yds**	**Avg**	**LG**	**TD**	**NO**	**FC**	**Yds**	**Avg**	**LG**	**TD**
8/31	at Miami	p	2	40	20.0	20	0	4	91	22.8	32	0	-	-	-	-	-	-
9/7	New England	p	3	25	8.3	18	0	5	146	29.2	35	0	-	-	-	-	-	-
9/14	Seattle	S	3	23	7.7	8	0	6	213	35.5	61	0	-	-	-	-	-	-
9/21	at Buffalo	S	7	96	13.7	22	1	3	38	12.7	21	0	-	-	-	-	-	-
10/5	New York Jets	p	1	12	12.0	13	0	2	31	15.5	21	0	1	0	19	19.0	19	0
10/12	at Pittsburgh	p	2	21	10.5	13	0	4	80	20.0	21	0	-	-	-	-	-	-
10/20	Buffalo	p	1	12	12.0	12	0	3	63	21.0	29	0	-	-	-	-	-	-
10/26	at San Diego	p	3	39	13.0	18	1	8	165	20.6	28	0	-	-	-	-	-	-
11/2	Tamp Bay	p	-	-	-	-	-	4	60	15.0	21	0	-	-	-	-	-	-
11/9	Cincinnati	p	-	-	-	-	-	4	94	23.5	25	0	-	-	-	-	-	-
11/16	Green Bay	S	2	33	16.5	18	0	6	124	20.7	24	0	-	-	-	-	-	-
11/23	at Detroit	S	-	-	-	-	-	2	33	16.5	20	0	-	-	-	-	-	-
11/30	at New England	p	2	28	14.0	18	1	4	68	17.0	21	0	-	-	-	-	-	-
12/7	at New York Jets			inactive					inactive					inactive				
12/14	Miami			inactive					inactive					inactive				
12/21	at Minnesota			inactive					inactive					inactive				
1997 Season Totals		**13/4**	**26**	**329**	**12.7**	**22**	**3**	**55**	**1206**	**21.9**	**61**	**0**	**1**	**0**	**19**	**19.0**	**19**	**0**

			RECEIVING					KICK RETURNS					PUNT RETURNS					
1998	**Opponent**	**S/P**	**No**	**Yds**	**Avg**	**LG**	**TD**	**No**	**Yds**	**Avg**	**LG**	**TD**	**NO**	**FC**	**Yds**	**Avg**	**LG**	**TD**
9/5	Miami	p	-	-	-	-	-	2	31	15.5	17	0	1	0	13	13.0	13	0
9/13	at New England	p	-	-	-	-	-	6	127	21.2	36	0	4	0	30	7.5	18	0
9/20	at New York Jets			inactive					inactive					inactive				
9/27	New Orleans			inactive					inactive					inactive				
10/4	San Diego			inactive					inactive					inactive				
10/11	Buffalo			inactive					inactive					inactive				
10/18	at San Francisco			inactive					inactive					inactive				
11/1	New England			Did Not Play					Did Not Play					Did Not Play				
11/8	at Miami	p	-	-	-	-	-	3	69	23.0	27	0	3	0	3	1.0	2	0
11/15	New York Jets	p	-	-	-	-	-	2	67	33.5	44	0	2	1	25	12.5	13	0
11/22	at Buffalo	p	-	-	-	-	-	4	113	28.3	32	0	4	0	28	7.0	25	0
11/29	at Baltimore	p	-	-	-	-	-	6	106	17.7	22	0	1	1	9	9.0	9	0
12/6	at Atlanta	p	-	-	-	-	-	-	-	-	-	-	-	-	-	-	-	-
12/13	Cincinnati	p	-	-	-	-	-	5	133	26.6	34	0	3	0	51	17.0	33	0
12/20	at Seattle	p	-	-	-	-	-	6	113	18.8	27	0	1	1	17	17.0	17	0
12/27	Carolina			inactive					inactive					inactive				
1998 Season Totals		**9/0**	**0**	**0**	**0**	**0**	**0**	**34**	**759**	**22.3**	**44**	**0**	**19**	**3**	**176**	**9.3**	**33**	**0**

MICHAEL BISHOP

QUARTERBACK

6-2' ★ 215LBS ★ 2ND YEAR ★ 2ND YEAR W/PATRIOTS
KANSAS STATE ★ SOCIOLOGY
ACQ: D7a-99 (227TH) ★ SIGNED THROUGH 2001
BORN: 5/15/76 ★ GALVESTON, TX

Career Transactions

Michael Bishop was drafted by the Patriots with their first pick in the seventh round (227th overall) of the 1999 NFL draft ... Signed a three-year deal with the Patriots on June 25, 1999.

Seasonal Reviews

1999 (0/0): Listed among the Patriots' inactive players prior to 15 of their 16 games ... He was active for the Patriots' game vs. Miami (10/17), but did not play ... His only activity during his rookie season came during the preseason ... In four preseason games, he completed 17 of 34 passes for 299 yards and three touchdowns ... His longest pass of the preseason was a 47-yard pass to fellow seventh-round draftee Sean Morey ... He was sacked twice.

College

Bishop started in all 25 games (including bowl games) during his two seasons at Kansas State and posted a 22-3 (.880) record ... Received 792 votes, including 41 first place votes, but finished second in the 1998 Heisman Trophy voting to Ricky Williams ... Finished his Wildcat career fourth on the all-time passing list with 4,401 yards and broke Chad May's (34, 1993-94) previous record with 36 touchdown passes despite playing only two seasons ... Ranks second behind Lynn Dickey (5,779, 1968-70) in Kansas State annals with 5,715 yards of total offense ... Established a Kansas State record with 59 total touchdowns (rushing and passing) ... Holds the school's career records with 23 rushing touchdowns and 1,314 yards rushing for quarterbacks (11th overall) ... Started at Blinn (Texas) Junior College during 1995-96 season and was victorious in all 24 games, 24-0, and won two NJCAA national titles. **1998 (Senior):** Voted consensus All-American and All-Big Twelve Conference selection ... Named Big Twelve Offensive Player of the Year ... Shattered school season records with 2,844 yards, 23 touchdowns and only four interceptions ... Led the team with 14 rushing touchdowns and finished second with 748 yards on 177 attempts (4.2 avg.) ... Totaled 3,592 total yards on offense ... Passed for 440 yards and four touchdowns on 23 of 40 passes vs. Northeast Louisiana ... His four touchdown passes tied his own school record (also set by several others) and his 440 passing yards rank second in school history ... Completed 19 of 33 attempts for 306 yards and a pair of touchdowns and rushed 25 times for 140 yards (5.6 avg.) with two scores and was voted Big-Twelve Offensive Player of the Week as the Wildcats defeated Nebraska for the first time in 30 years. **1997 (Junior):** Voted second-team All-Big Twelve Conference pick by the league's coaches and Big Twelve Newcomer of the year by Associated Press ... Started all 11 regular season games and completed 80 of 185 passes for 1,557 yards and 13 touchdowns ... Rushed for 556 yards on 147 attempts (3.8 avg.) and added nine touchdowns. **1996 (Sophomore):** Led Blinn (Texas) Junior College to a 12-0 record and a NJCAA National Championship to become the first team to ever to win back-to-back titles ... Voted honorable mention All-Conference ... Controlled an offense which accumulated 3,086 yards rushing, including 47 touchdowns and scored a total of 438 points (36.5 avg. per game) ... Passed for 972 yards, including nine touchdowns, and rushed for 265 yards and four scores.



1995 (Freshman): Led Blinn to a 12-0 record and the NJCAA National Championship ... Gained 387 yards on 119 carries (3.3 avg.), including three scores and passed for 1,712 yards and 18 touchdowns.

Personal

Michael Paul Bishop was born the son of Artis and Ethel Bishop on May 15, 1976 in Galveston, Texas ... All-Montgomery County, all-city and all-state selection at Willis (Texas) High ... Two-year starter who averaged 221.2 yards per game passing as a senior ... Majored in sociology at Kansas State ... Michael has one daughter, Nia.

MICHAEL BISHOP

Pos: QB **Ht:** 6-2 **Wt:** 215 **Year:** 2nd **Acq:** D-7a/99 (227th) **College:** Kansas State **Born:** 5/15/76 **Contract:** '01

			Passing									Rushing				
Year	Team	G/GS	Att	Comp	Pct.	Yds	TD	Int	Sk	Yds	Rtg	Att	Yds	Avg	LG	TD
1999	Patriots	0/0	0	0	.000	0	0	0	0	0	0.0	0	0	0.0	0	0

ERIC BJORNSON

TIGHT END

6-4' ★ 240LBS ★ 6TH YEAR ★ 1ST YEAR W/PATRIOTS
WASHINGTON ★ SOCIOLOGY
ACQ: UFA-00 (DAL) ★ SIGNED THROUGH 2001
BORN: 12/15/71 ★ SAN FRANCISCO, CA

Pronunciation: (be-YORN-son)

Career Transactions

Eric Bjornson signed with the Patriots as an unrestricted free agent on Feb. 29, 2000 ... He was originally drafted by the Dallas Cowboys in the fourth round (110 overall) of the 1995 NFL draft ... Signed by the Cowboys on July 18, 1995 ... Granted free agency (2/13/98), but was re-signed by the Cowboys ... Granted free agency on Feb. 11, 2000.

Career Games Played/Started

Regular Season: 74/35, Postseason: 7/2

Career Highlights

★Bjornson caught 127 passes for 1,232 yards (9.7 avg.) and four touchdowns during his five seasons with the Dallas Cowboys.

★He started two of seven playoff games during his Cowboys career and had six catches for 35 yards. He won a Super Bowl championship with the Cowboys in 1995.

★In 1998, he played in all 16 games and earned four starts, seeing considerable action as a slot receiver in four-wide receiver sets. He also developed into a serious big-play threat for Dallas, with catches of 27, 31, 34 and 43 yards.

★Placed third among NFC tight ends with 47 catches in 1998. He also added a career-high 442 yards receiving.

★He broke into the starting line-up during the 1996 season when Cowboys tight end Jay Novacek injured his back. He started 10 games and set career-highs with 48 receptions and three touchdowns.

★He has also served as a holder for field goals and extra points during his career and has scored two touchdowns on fake field goals. While spotting as a holder for a field goal attempt last season, Bjornson ran

20 yards for a touchdown vs. NY Jets (12/19). He also ran 7 yards for a score against Philadelphia (12/20/98) on a fake field goal.

Seasonal Reviews

1999 (16/6, 1/0–Dallas): Started six of 16 games played ... Caught 10 passes for 131 yards ... Also served as the holder on extra points and field goals. **Green Bay (11/14):** Recorded a season-long 32-yard reception to set up a 44-yard field goal just before the half, giving Dallas a 10-3 lead at intermission. **Miami (11/25):** Recorded a 10-yard reception on third down to set up final Dallas field goal. **Philadelphia (12/12):** Earned his fourth start of the season when Dallas opened in a multiple tight end set and recorded two receptions for 25 yards. **N.Y. Jets (12/19):** While spotting as the holder for a field goal attempt, Bjornson ran 20 yards for a touchdown. **Minnesota (1/9/00):** Saw action in the Cowboys playoff game but did not record a catch.

1998 (16/4, 1/0 - Dallas): Although he primarily served as the second tight end in 1998, Bjornson earned four starts during the year and saw considerable action as a slot receiver in four-wide receiver sets ... He developed into a serious big-play threat for Dallas, with catches of 27, 31, 34 and 43 yards ... His first big strike of the year came at Denver (9/13) when he hauled in a 31-yard reception on third down to help set up Dallas' second touchdown of the game ... Bjornson earned his first start of the season at Washington (10/4), filling in for Daryl Johnston when Dallas opened in a two tight end set ... His second long-range strike of the year came at Chicago (10/18) when he recorded a 34-yard catch to help set up a Dallas field goal. At the time, it was the longest catch of his career ... Bjornson's first trip into the end zone in 1998 came against the N.Y. Giants (11/8) when his 2-yard scoring grab in the fourth quarter gave Dallas a 16-6 lead over the Giants ... He hauled in a 43-yard pass at Arizona (11/15), which is the longest catch of his career and it set up a Cowboys touchdown ... He was also a part of the Cowboys 455-yard passing outburst against Minnesota (11/26) with two catches for 25 yards ... In the three December games following an injury to starting tight end David LaFleur, Bjornson had six receptions for 71 yards ... Twice during the closing month he started for LaFleur and posted his season-high with three receptions at Kansas City (12/13) and against Washington (12/27) ... He also put up a season-best 55 receiving yards in the Redskins game ... Sandwiched between those two contests was a game with Philadelphia (12/20) when Bjornson, the team's holder on field goals and extra points, ran 7 yards off the left side for the only touchdown in a 13-9 Dallas win. It was the first fake field goal by Dallas since Oct. 10, 1993 at Indianapolis, when another tight end, Jay Novacek, ran 2 yards for a score ... He posted two receptions for 12 yards in the playoff loss to Arizona (1/2/99).

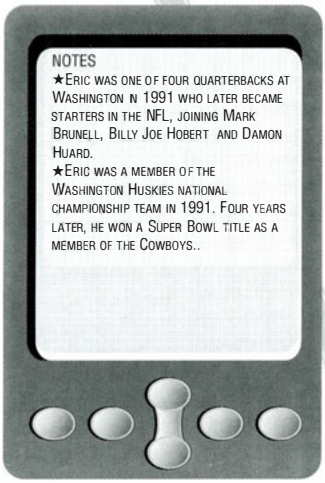

1997 (14/14–Dallas): Bjornson entered 1997 as the Cowboy's starting tight end with the offseason retirement of Novacek ... He responded with one of the best seasons ever by a Dallas tight end before suffering a fractured left fibula in Week 14 ... Despite the injury he still finished second on the team with 47 receptions and was third with 442 yards ... Many of his receptions came at critical times for the Dallas offense, including nine catches on third down to give Dallas a first down ... For the season, 23 of his 47 receptions went for a first down ... He hauled in two passes at Pittsburgh (8/31), and then he came back the next week with 59 receiving yards at Arizona (9/7), including a 29-yard grab from Aikman

on the game's opening drive ... Bjornson made a diving 24-yard catch with 1:33 remaining against Philadelphia (9/15) to set Dallas up for the game-winning touchdown pass two plays later ... He finished the game with four receptions for 48 yards ... He was Troy Aikman's key receiver at the N.Y. Giants (10/5), posting a career-high 71 yards receiving, including a season-long 32-yard catch, on a team-high seven receptions – four of which came on Dallas' fourth quarter touchdown drive ... Bjornson led the team with five receptions against Jacksonville (10/19), including one on third down and one on fourth down to give Dallas first downs and keep a scoring drive alive ... His two receptions at San Francisco (11/2) came on third down and gave Dallas first downs ... He played a big role in the Dallas come-from-behind win against Washington (11/16), hauling in a 21-yard grab to kick-start the Cowboys' 97-yard touchdown drive to tie the game in the fourth quarter and finish with six catches for 42 yards ... His four catches at Green Bay (11/23), for 38 yards, tied for the team lead ... On Thanksgiving Day against Tennessee (11/27), he tied for second on the team with five receptions for 66 yards ... After becoming a vital part of the Dallas offense, Bjornson was lost for the rest of the season when he fractured his left fibula in the second quarter against Carolina (12/8) ... He underwent surgery following the season to have screws inserted into the fracture.

1996 (14/10, 2/2–Dallas): Bjornson was thrown into the starting line-up when Novacek was out of the line-up in 1996 with back injuries ... Despite battling injuries himself during much of the year, he finished his sophomore campaign second on the team with 48 receptions and he finished second in the NFC, seventh in the NFL, in receptions by a tight end ... He showed big play abilities with five receptions of at least 20 yards and he also proved to be a clutch performer, giving Dallas a first down on 21 of his 48 catches, including eight third or fourth down conversions, third-best on the team ... He caught four second-half receptions for 41 yards, including a 23-yarder, against the N.Y. Giants (9/8) ... In his first start of the season (second of his career), he had five receptions for a season-high 54 yards against Indianapolis (9/15) ... The next week at Buffalo (9/22), he led the team with six catches for 48 yards ... In a Monday night match-up in Philadelphia (9/30), he recorded his first career touchdown reception on a 5-yard pass from Aikman ... Bjornson was tied for the team lead with five receptions against Arizona (10/13) ... His second touchdown catch of the season proved to be a costly one when he suffered a sprained left ankle on a four-yard scoring grab at Miami (10/27) ... Bjornson came out the next week against Philadelphia (11/3) and hauled in a pass from Aikman for a two-point conversion that tied the game, 21-21, in the fourth quarter ... He led the team with a career-high eight receptions for 45 yards and a touchdown in the overtime win at San Francisco (11/10), including his 6-yard scoring grab tying the game, 17-17, with 2:45 remaining ... As if one sprained ankle wasn't problem enough for Bjornson, he sprained his right ankle in the fourth quarter against Green Bay (11/18) and left the game, but not before he caught a season-long 25-yard reception and totaled three catches for 40 yards ... He was listed inactive with two sprained ankles when Dallas traveled to the N.Y. Giants (11/24) ... He was limited in his playing time over the final four weeks of the regular season, recording one catch in each of the next three games ... He was then deactivated in the regular-season finale at Washington (12/22) ... He returned to the starting line-up against Minnesota (12/28) in the NFC Wild Card Game and had three receptions for 16 yards.

1995 (14/1, 3/0–Dallas): Drafted by the Cowboys to be the understudy of All-Pro tight end Jay Novacek ... Made the transition to tight end during his first NFL training camp, after playing wide receiver and quarterback in college ... Led all Cowboys receivers during the preseason with 16 receptions, but missed the season opener due to a sprained left shoulder ... Made his NFL debut against Denver (9/10) the following week and recorded his first career reception ... He ended up playing in 14 games as a rookie, including one start ... He played in every playoff game, helping the

Cowboys claim yet another Super Bowl Championship ... Twice during the season Bjornson recorded two receptions in a game, against San Francisco (11/12) and at Arizona (12/25) ... He earned his first NFL start at Arizona, replacing an injured Novacek, and hauled in two passes for 22 yards, including a season-long 16-yard reception ... He also finished third among offensive players with six special teams tackles.

CAREER HIGHS

Regular Season

Receptions:	9	at Atlanta (10/1/95)
Yards:	161	at Atlanta (10/1/95)
Average (2min.):	24.7	at New York Jets (11/5/95)
Longest:	72	at Atlanta (10/1/95)
Touchdowns:	2	(twice) Most recent: at Buffalo (12/18/94)

College

Bjornson earned four letters with the Washington Huskies (1991-94) playing both quarterback and wide receiver ... He was a member of Husky teams that amassed a 43-12 record from 1990-94, went to three Rose Bowls as the PAC-10 Champion and captured the 1991 national title. **1994:** As a senior, Bjornson earned second-team All-PAC 10 honors at wide receiver when he led the Huskies with 49 receptions, the fifth highest total in school history, for 770 yards and seven touchdowns ... He was sixth in the PAC-10 in receptions and tied for second in touchdown catches while earning Academic All-PAC 10 and All-America honors. **1993:** Bjornson spent most of his junior season at quarterback, starting the final three games of the season and posting a 2-1 record ... At UCLA (10/16/93), he tossed the only touchdown pass of his career, an eight yarder, while quarterbacking and hauled in an 18-yard toss while lining up at receiver. **1992:** During his sophomore season, Bjornson made the transition from quarterback to wide receiver. **1991:** Recruited as a quarterback, Bjornson redshirted the 1990 season and served as a backup to Billy Joe Hobert and Mark Brunell on the Huskies 1991 national championship team.

Personal

Eric Bjornson was born on Dec. 15, 1971 in San Francisco, Calif. ... He starred at Bishop O'Dowd High School in Oakland, where he was a three-year starter at quarterback while earning scholar-athlete awards from the *Oakland Tribune* and the National Football Foundation Hall of Fame with his 4.02 GPA ... As a senior, he guided his team to a 10-1 record and the East Shore Athletic League title ... Eric has served annually as a celebrity escort in the Children's Cancer Fund Fashion Show, which raises funds for pediatric oncology research ... In April 1999, he hosted a golf tournament in Seattle, Wash. to benefit The Fred Hutchison Cancer Research Center and the Pete Gross House in Seattle ... This past offseason, his annual golf tournament benefitted The Children's Hospital in Seattle ... He earned a degree in sociology at Washington.

ERIC BJORNSON

Pos: TE **Ht:** 6-4 **Wt:** 240 **Year:** 8th **Acq:** UFA-00 (DAL) **College:** Washington **Born:** 12/15/71 **Contract:** '01

			Receiving					Rushing			Fumbles		Scoring		Postseason Receiving					
Year	Team	G/S	No	Yds	Avg	Lg	TD	No	Yds	TD	No	Lost	TDs	Pts	G/S	No	Yds	Avg	Lg	TD
1995	Cowboys	14/1	7	53	7.6	16	0	0	0	0	0	0	0	0	3/0	0	0	0.0	0	0
1996	Cowboys	14/10	48	388	8.1	25	3	0	0	0	1	-	3	18	2/2	4	23	5.8	-	-
1997	Cowboys	14/14	47	442	9.4	32	0	0	0	0	2	-	0	0	--	-	-	-	-	-
1998	Cowboys	16/4	15	218	14.5	43	1	1	7	1	0	0	2	12	1/0	2	12	6.0	9	0
1999	Cowboys	16/5	10	131	13.1	32	0	1	20	1	0	0	1	6	1/0	0	0	0.0	0	0
Totals-5 years		**74/34**	**127**	**1232**	**9.7**	**43**	**4**	**2**	**27**	**2**	**3**	**-**	**6**	**40**	**7/2**	**6**	**35**	**5.8**	**9**	**0**

BJORNSON'S CAREER GAME-BY-GAME

1995	Opponent	S/P	No	Yds	Avg	LG	TD	W/L	Score
9/4	at NY Giants		Inactive					W	35-0
9/10	Denver	P	1	5	5.0	5	0	W	31-21
9/17	at Minnesota	P	-	-	-	-	-	W	23-17
9/24	Arizona	P	1	8	8.0	8	0	W	34-20
10/1	at Washington	P	-	-	-	-	-	L	23-27
10/8	Green Bay	P	-	-	-	-	-	W	34-24
10/15	at San Diego	P	-	-	-	-	-	W	23-9
10/29	at Atlanta	P	-	-	-	-	-	W	28-13
11/6	Philadelphia	P	-	-	-	-	-	W	34-12
11/12	San Francisco	P	2	14	7.0		0	L	20-38
11/19	at Oakland	P	-	-	-	-	-	W	34-21
11/23	Kansas City	P	1	4	4.0	4	0	W	24-12
12/3	Washington	P	-	-	-	-	-	L	17-24
12/10	at Philadelphia		Injured					L	17-20
12/17	NY Giants	P	-	-	-	-	-	W	21-20
12/25	at Arizona	S	2	22	11.0	16	0	W	37-13
1995 Season Totals		**14/1**	**7**	**53**	**7.6**	**16**	**0**		**12-4**
1/7	Philadelphia	P	-	-	-	-	-	W	30-11
1/14	Green Bay	P	-	-	-	-	-	W	38-27
1/28	Pittsburgh	P	-	-	-	-	-	W	27-17
1995 Playoff Totals		**3/0**	**0**	**0**	**0**	**0**	**0**		**3-0**

1996	Opponent	S/P	No	Yds	Avg	LG	TD	W/L	Score
9/2	at Chicago	P	-	-	-	-	-	L	6-22
9/8	NY Giants	P	4	41	10.3	23	0	W	27-0
9/15	Indianapolis	S	5	54	10.8	21	0	L	24-25
9/22	at Buffalo	S	6	48	8	21	0	L	7-10
9/30	at Philadelphia	S	3	33	11	22	1	W	23-19
10/13	Arizona	S	5	49	9.8	19	0	W	17-3
10/20	Atlanta	S	2	24	12	12	0	W	32-28
10/27	at Miami	S	4	19	4.8	11	1	W	29-10
11/3	Philadelphia	S	3	14	4.7	7	0	L	21-31
11/10	at San Francisco	S	8	45	5.6	11	0	W	20-17
11/18	Green Bay	S	3	40	13.3	25	0	W	21-6
11/24	at NY Giants		Inactive					L	6-20
11/28	Washington	P	1	6	6	6	0	W	21-10
12/8	Arizona	P	1	11	11	11	0	W	10-6
12/15	New England	S	1	4	4	4	0	W	12-6
12/22	Washington		Inactive					L	10-37
1996 Season Totals		**14/10**	**46**	**388**	**8.4**	**25**	**2**		**10-6**
12/28	Minnesota	S	3	16	5.3	7	0	W	40-15
1/5	at Carolina	S	1	7	7	7	0	L	26-17
1996 Playoff Totals		**2/2**	**4**	**23**	**5.8**	**7**	**0**		**1-1**

1997	Opponent	S/P	No	Yds	Avg	LG	TD	W/L	Score
8/31	at Pittsburgh	S	2	9	4.5	5	0	W	37-7
9/7	at Arizona	S	3	59	19.7	29	0	L	22-25
9/15	Philadelphia	S	4	48	12.0	24	0	W	21-20
9/28	Chicago	S	1	1	1.0	1	0	W	27-3
10/5	at NY Giants	S	7	71	10.1	32	0	L	17-20
10/13	at Washington	S	3	17	5.7	8	0	L	16-21
10/19	Jacksonville	S	5	36	7.2	11	0	W	26-22
10/26	at Philadelphia	S	1	7	7.0	7	0	L	12-13
11/2	at San Francisco	S	4	22	5.5	8	0	L	10-17
11/9	Arizona	S	2	36	18.0	15	0	W	24-6
11/16	Washington	S	6	42	7.0	21	0	W	17-14
11/23	at Green Bay	S	4	38	9.5	17	0	L	17-45
11/27	Tennessee	S	5	66	13.2	27	0	L	14-27
12/8	Carolina	S	-	-	-	-	-	L	13-23
12/14	at Cincinnati		Inactive					L	24-31
12/21	NY Giants		Inactive					L	7-20
1997 Season Totals		**14/14**	**47**	**452**	**9.6**	**32**	**0**		**6-10**

1998	Opponent	S/P	No	Yds	Avg	LG	TD	W/L	Score
9/6	Arizona	P	-	-	-	-	-	W	38-10
9/13	at Denver	P	1	31	31.0	31	0	L	23-42
9/21	at NY Giants	P	-	-	-	-	-	W	31-7
9/27	Oakland	P	-	-	-	-	-	L	12-13
10/4	at Washington	S	1	4	4.0	4	0	W	31-10
10/11	Carolina	P	-	-	-	-	-	W	27-20
10/18	at Chicago	S	1	34	34.0	34	0	L	12-13
11/2	at Philadelphia	P	-	-	-	-	-	W	34-0
11/8	NY Giants	P	1	2	2.0	2	1	W	16-6
11/15	at Arizona	P	1	43	43.0	43	0	W	16-6
11/22	Seattle	P	1	4	4.0	4	0	W	30-22
11/26	Minnesota	P	2	25	12.5	23	0	L	36-46
12/6	at New Orleans	P	1	4	4.0	4	0	L	3-22
12/13	at Kansas City	S	3	16	5.3	9	0	L	17-20
12/20	Philadelphia	P	-	-	-	-	-	W	13-9
12/27	Washington	S	3	55	18.3	27	0	W	23-7
1998 Season Totals		**16/4**	**15**	**218**	**14.5**	**43**	**1**		**10-6**
1/2	Arizona	P	2	12	6	9	0	L	7-20
1998 Playoff Totals		**1/0**	**2**	**12**	**6.0**	**9**	**0**		**0-1**

1999	Opponent	S/P	No	Yds	Avg	LG	TD	W/L	Score
9/12	at Washington	P	1	13	13.0	13	0	W	41-35
9/20	Atlanta	S	1	18	18.0	18	0	W	24-7
10/3	Arizona	P	-	-	-	-	-	W	35-7
10/10	at Philadelphia	P	-	-	-	-	-	L	10-13
10/18	at NY Giants	S	-	-	-	-	-	L	10-13
10/24	Washington	P	-	-	-	-	-	W	38-20
10/31	at Indianapolis	S	-	-	-	-	-	L	24-34
11/8	at Minnesota	P	-	-	-	-	-	L	17-27
11/14	Green Bay	P	1	32	32.0	32	0	W	27-13
11/21	at Arizona	P	1	7	7.0	7	0	L	9-13
11/25	Miami	P	1	10	10.0	10	0	W	20-0
12/5	at New England	P	-	-	-	-	-	L	6-13
12/12	Philadelphia	S	2	25	12.5	16	0	W	20-10
12/19	NY Jets	P	1	4	4.0	4	0	L	21-22
12/24	at New Orleans	S	2	22	11.0	16	0	L	24-31
1/2	NY Giants	S	-	-	-	-	-	W	26-18
1999 Season Totals		**6/16**	**10**	**131**	**13.1**	**32**	**0**		**8-8**
1/9	at Minnesota	P	-	-	-	-	-	L	10-27
1999 Playoff Totals		**1/0**	**0**	**0**	**0**	**0**	**0**		**0-1**

DREW BLEDSOE

QUARTERBACK

6-5' ★ 240LBS ★ 8TH YEAR ★ 8TH YEAR W/PATRIOTS
WASHINGTON STATE ★ EDUCATION
ACQ: D1-93 (1ST) ★ SIGNED THROUGH 2001
BORN: 2/14/72 ★ ELLENSBURG, WA

PRO BOWL '94, '96, '97

Career Transactions

The Patriots selected Bledsoe with the first overall pick in the 1993 NFL draft (4/25/93) ... Signed with the Patriots on July 6, 1993 ... Signed a seven-year contract extension on July 20, 1995.

Career Games Played/Started

Regular Season (GP/GS/DNP/INA): 106/105/0/6; Playoffs: 6/6/0/1

Career Highlights

★His 3,921 pass attempts in his first seven seasons are more than ***any*** other quarterback has thrown during ***any*** seven-year period in NFL history.

★After just seven seasons, Bledsoe already owns the franchise's career passing records for attempts (3,921) and completions (2,192). He enters the 2000 season needing just 921 yards to surpass Steve Grogan as the team's all-time leader in career passing yardage. His career touchdowns (147) and career passer rating (75.7) each rank second in franchise history, while his career completion percentage (55.9) ranks third.

★He has eclipsed a quarterback rating of 100.0 in 21 games during his career. The Patriots are 20-1 in those games.

★Bledsoe enters the 2000 season with a 58-47 (.552) regular season record as a starter (3-3 in the playoffs). At home, he is 33-20 (.623) during the regular season and 3-0 in the playoffs.

★In 1998, he directed the Patriots to the playoffs for the fourth time in the last five seasons. Before Bledsoe's arrival, the Patriots had qualified for the playoffs just six times in 33 years.

NOTES
★DREW'S GRANDFATHER WAS A TOP GUN FIGHTER PILOT DURING WORLD WAR II.
★TOMMY KNECHT IS THE ONLY QB TO HAVE STARTED AHEAD OF DREW FOR AN ENTIRE SEASON- IN THE 7TH GRADE AT PIONEER JUNIOR HIGH (WALLA WALLA, WASH.) IN 1984. DREW WAS MOVED TO TIGHT END.
★DREW AUTHORED HIS FIRST BOOK "MAKE THE RIGHT CALL" IN 1998.
★DREW IS THE INTERNATIONAL CHAIRMAN FOR THE CHILDREN'S MIRACLE NETWORK (CMN) AND HAS JOINED A FUNDRAISING EFFORT WHICH HAS RAISED HUNDREDS OF MILLIONS OF DOLLARS.

★Bledsoe became the first quarterback in NFL history to complete game-winning touchdown passes in the final 30 seconds of two consecutive games. He did so in wins over Miami (11/23/98) and Buffalo (11/29/98) to propel the Patriots into the playoffs for their third straight year. Remarkably, he was able to complete the heroic come-from-behind efforts while playing with a broken index finger on his throwing hand.

★His broken finger in 1998 forced him to miss the final two games of the season and the playoffs, snapping a streak of 56 consecutive starts, longest in the AFC. Only Brett Favre (107) and Trent Dilfer (61) had longer streaks at the time.

★Completed a career-long with an 86-yard touchdown pass to wide receiver Terry Glenn at Pittsburgh (12/6/98).

★In 1997, Bledsoe led the Patriots to their second consecutive division title for the first time in franchise history and took the Patriots into the playoffs for the third time in four years.

★Since entering the league in 1993, only Brett Favre (112 games) has quarterbacked his team in more games than Bledsoe (106).

★In the past six seasons, Bledsoe has missed just three games due to injuries (one game due to a separated shoulder in 1995 and two games due to a broken index finger in 1998). In fact, he has only missed six regular season games in his NFL career.

★In 1996, just his fourth NFL season, Bledsoe guided the Patriots to an AFC Championship and took the Patriots to their second Super Bowl in franchise history.

★In 1994, he set franchise single-season passing records for attempts (691), completions (400) and yards passing (4,555).

FANTASTIC FINISHES

Drew Bledsoe added two more "fantastic finishes" to his resume in 1999. He has now led the Patriots on 17 game-winning drives in the fourth quarter. In 16 of those 17 games, the Patriots overcame a fourth quarter deficit to win the game. In another game (at New Orleans 10/4/98), he led the Patriots to a game-winning field goal with just :04 remaining in the game, breaking a 27-27 tie for a 30-27 victory. Results from each of those 16 games are listed below, along with Bledsoe's fourth quarter passing totals in each game.

	Date		Opponent	Last 4th Qtr Deficit	Att	Cmp	Yds	TD	Int	Final
1.	12/19/93	at	Cleveland	13-17	12	4	38	0	1	20-17
2.	01/02/94		Miami	20-24	18	12	170	2	1	ot * 33-27
3.	10/02/94		Green Bay	14-16	18	8	94	1	0	* 17-16
4.	11/13/94		Minnesota	17-20	33	24	227	2	0	ot * 26-20
5.	11/27/94	at	Indianapolis	9-10	8	7	56	0	0	12-10
6.	09/03/95		Cleveland	6-14	17	10	108	0	0	* 17-14
7.	11/26/95	at	Buffalo	13-25	11	7	71	2	0	* 35-25
8.	12/10/95		N.Y. Jets	17-21	3	1	4	0	0	31-28
9.	10/27/96		Buffalo	15-18	13	10	111	0	0	28-25
10.	11/10/96		N.Y. Jets	17-24	11	13	115	2	0	31-27
11.	12/21/96		N.Y. Giants	3-22	12	18	156	2	0	* 23-22
12.	09/20/98		Tennessee	13-16	5	3	65	1	0	27-16
13.	10/04/98	at	New Orleans	27-27	8	6	79	0	1	30-27
14.	11/23/98		Miami	19-23	20	9	159	1	0	* 26-23
15.	11/29/98		Buffalo	17-21	15	8	75	1	0	* 25-21
16.	09/12/99	at	N.Y. Jets	27-28	10	7	92	0	1	* 30-28
17.	09/19/99		Indianapolis	14-28	12	10	98	2	0	31-28

** indicates overcoming a deficit with less than two minutes remaining in the game.*

★His 691 pass attempts in 1994 remains an NFL record. He also set NFL records for attempts (70) and completions (45) in a game (vs. Minnesota on 11/13/94).

★In that game vs. Minnesota, he exploded for a franchise record by completing 45 of 70 passes for 421 yards and three touchdowns. Trailing 20-0 with 58 seconds remaining in the first half, he completed four consecutive passes to lead the Patriots on a seven-play, 48-yard drive to position Matt Bahr for a 38-yard field goal as time expired in the half. In the second half, Bledsoe turned in what has already become a legendary performance by completing 37 of 53 attempts (.698) for 354 yards and three touchdowns, without an interception, a sack, or a penalty called against the team.

★He has employed 25 different receivers for his 147 career touchdown passes.

★In 1995, he set a franchise record by attempting 179 consecutive passes without an interception (10/23/95 to 11/26/95).

★At the age of 23, he became the youngest player in NFL history to surpass the 10,000-yard passing plateau when he connected with Ben Coates on a 6-yard completion just before the half vs. the Jets (12/10/95).

★In 1999, he fell just 15 yards shy of reaching the 4,000-yard plateau for the third time of his career. He is one of six players in NFL history to eclipse that mark multiple times, joining Dan Marino (6 seasons), Warren Moon (4), Dan Fouts (3), Brett Favre (3) and Steve Young (2).

★Prior to 1994, the franchise's single season record for passing yards was 3,465 yards. Bledsoe has eclipsed that mark in each of his last six seasons.

★At the age of 21, he became the youngest player in franchise history and just the second rookie quarterback in team history to start in his NFL debut (Jim Plunkett started in his NFL debut in 1971).

Seasonal Reviews

1999 (16/16): Voted the 1999 offensive co-captain by his teammates and started every game for the Patriots …Other than a Troy Brown pass attempt in the season finale, Bledsoe attempted every pass for the team in 1999 … Finished the season completing 305 of 539 attempts (56.6 completion pct.) for 3,985 yards and a passer rating of 75.6 … Tossed

19 touchdowns, including a season-long 68-yarder to Shawn Jefferson ... He also threw 21 interceptions ... He was sacked 55 times, a career-high for the seven-year veteran, and 19 more than the previous season ... For purposes of comparison, he was sacked just 61 times combined in his first three seasons (44 games) ... His 539 attempts ranked third in the league (first in the AFC), while his 305 completions ranked sixth overall (second in the AFC) ... His yardage total also ranked sixth in the league (second in the AFC) ...He fell just 15 yards shy of eclipsing the 4,000-yard plateau for the third time of his NFL career ... In his first four seasons, he completed just four passes of 50 yards or more — in his last three seasons, he has completed 20 passes of 50 yards or more ... Eclipsed the 300-yard passing plateau five times in 1999, giving him 25 games with 300 yards or more in his career, the Patriots are 17-8 in those games. **Jets (9/12):** Opened the season by completing his first six attempts and finished the game completing 21 of 30 attempts for 340 yards and a touchdown ... Following a Chris Slade interception, Bledsoe orchestrated a 10-play, 44-yard drive to set up the game winning 23-yard field goal in a 30-28 come-from-behind victory ... The victory gave the Patriots their second season-opening victory in three years, but their first season-opening road win since 1991 ... It was the 14th come-from-behind victory of Bledsoe's career and earned him Miller Lite Player of the Game honors ... The 340 yards tied his (and the franchise's) second-best season opening effort, which he first accomplished on Aug. 31, 1997 vs. the San Diego Chargers ... Connected on a 58-yard touchdown pass to Tony Simmons, the eighth longest of his 129 career touchdown tosses ... He completed over 70 percent of his passes for the ninth time of his career -- the Patriots are 9-0 in those games ... His passer rating was 104.9, the 18th game of his career with a rating above 100.0 (the Patriots are 17-1 in those games). **Indianapolis (9/19):** Earned Miller Lite Player of the Game honors for the second consecutive week and AFC Offensive Player of the Week honors after leading the Patriots back from a 21-point, third quarter deficit to a 31-28 victory over the Colts by scoring 24 unanswered points ... It was the 15th come-from-behind victory of his career and the second in as many weeks ... Led the Patriots on three fourth quarter scoring drives - two touchdown passes to Ben Coates and a game-winning 26-yard field goal by Adam Vinatieri ... Game-winning drive was a 7-play, 29-yard drive, leaving just 35 seconds remaining in the game ... Completed 27 of 45 attempts for 299 yards and four touchdowns without an interception ... His fourth and final touchdown of the day, a 10-yard toss to Ben Coates, was his 133rd career touchdown pass and moved him ahead of Babe Parilli (132 career touchdown passes) into sole possession of second place on the Patriots all-time passing list ... His four touchdown passes tied a career high, which he had done on six prior occasions ... The Patriots improved to 6-1 in games that Bledsoe completes four touchdowns ... His passer rating eclipsed 100 (109.4) for the second consecutive week, the 19th time of his career ... The Patriots improved to 18-1 in those games ... It was his seventh consecutive victory over the Colts. **NY Giants (9/26):** Completed 20 of 28 passes (.714) for 233 yards to guide the Patriots to their third consecutive victory of three points or less ... Led the Patriots on three consecutive second half scoring drives of nine, 11 and 12 plays, respectively ... Each of those drives resulted in Vinatieri field goals in a 16-14 victory ... It was his 10th career game with a completion percentage over .700 - the Patriots are undefeated in those contests. **Cleveland (10/3):** Passed for 393 yards and one touchdown in a 19-7 victory to

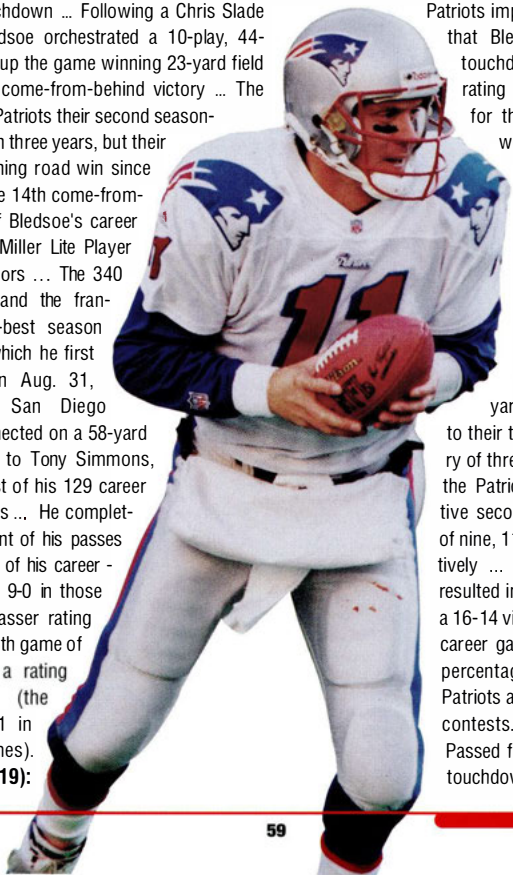

help the Patriots to a 4-0 start for the second time in three years ... Finished with a passer rating of 104.1 - the third time in four games that he has eclipsed a rating of 100.0 ... He did not throw an interception in his third consecutive game (120 attempts) ... Connected with Terry Glenn on a 54-yard touchdown pass in the fourth quarter to give the Patriots a 19-7 victory.

Completed 23 of 45 passes for 334 yards ... It was his third 300-yard game of the season and the 23rd of his career ... He had a streak of 129 pass attempts without an interception snapped in the second quarter against the Chiefs, when his 10th pass attempt of the game was intercepted by Donnie Edwards ... It was the second longest streak of his career ... Led the Patriots on a 5-play, 53-yard drive on their final possession to put the Patriots in position for a would-be game-winning 32-yard field goal, but the attempt was wide right and the Patriots lost their first game of the season 16-14 ... Completed a 49-yard touchdown pass to Glenn to give the Patriots a 7-3 lead in the first quarter. Miami (10/17): With his 22nd pass attempt of the game, he moved ahead of Steve Grogan (3,593) as the franchise's all-time leader for career pass attempts ... In just his seventh season, he already owns the franchise records for attempts and completions ... Completed just 17 of 36 passes (.472) ... It was his first sub-.500 completion percentage of the season.

Named offensive game captain and led the Patriots to a 24-23 victory over the Broncos - their first win in the series since 1980 ... Completed a 67-yard pass to Glenn, which set up a 1-yard touchdown plunge by Terry Allen to give the Patriots a 17-10 first half lead.

Recorded a season-high 146.8 passer rating after completing 14 of 22 passes for 276 yards and four touchdowns, without an interception ... It was his eighth 4 touchdown game of his career, the second of the '99 season ... The Patriots improved to 7-1 in those games ... His passer rating of 146.8 was the third-highest of his career and his fourth 100.0-plus performance of the season, the 21st of his career ... The Patriots improved to 20-1 in those games ... Completed 60 percent or better for the fifth time of the season ... His longest completion of the day was a 64-yard touchdown pass to Shawn Jefferson in the first quarter, which set the pace for the season's most lopsided victory, 27-3.

Led the Patriots on two fourth quarter scoring drives with touchdown passes to Kevin Faulk and Troy Brown, but came up short in their comeback efforts in a 24-17 loss ... It was the 40th time of his career that he had thrown multiple touchdown passes in a game ... Threw three interceptions in the game, after having thrown just four interceptions through the first eight games ... It was the 13th time of his career that he had thrown three or more interceptions in a game and the first since he threw three at Pittsburgh (12/9/98) ... The Patriots are 4-9 in those games. Completed his longest pass of the season, a 68-yard touchdown to Jefferson in the third quarter ... It was his fifth pass completion over 50 yards ... Four of those were for touchdowns ... His five interceptions tied a career high, which he set as a rookie in 1993 (at Pittsburgh on Dec. 5, 1993) ... The Patriots' franchise record is six interceptions in a game, held by Steve Grogan and Vito (Babe) Parilli. Completed his 17th touchdown pass of the season when he connected with Glenn on a 45-yard touchdown ... It was the Patriots' only score in a 17-7 loss.

Led the Patriots on three 10-play scoring drives to claim a 13-6 victory over the Cowboys ... It was the first regular season victory in the series in Patriots history ... Reached the 25,000-yard passing plateau on a 10-yard pass to Terry Glenn in the fourth quarter ... Eclipsed the 3,000-yard passing

NFL IRONMEN

Quarterback Drew Bledsoe has been incredibly durable during his seven-year career with the Patriots, having played in 106 of 112 possible games since entering the league in 1993. Only Packers quarterback Brett Favre has played in more games during that time. In 1998, Bledsoe had his streak of 58 consecutive starts snapped when he missed the last two games of the season due to a fractured index finger on his right hand. He started two games after suffering the injury before missing his first start since 1995.

MOST GAMES PLAYED BY A QB SINCE 1993

Player	Games
Brett Favre	112
Drew Bledsoe	**106**
Troy Aikman	100

plateau for the sixth consecutive season on a 25-yard completion to Jefferson ... From 1960-92, the feat had been accomplished just five times by four different quarterbacks ... Tony Eason was the only other quarterback in franchise history to have multiple 3,000-yard seasons (2).

Completed 31 of 44 passes (.705) for 379 yards, including the first seven passes of the game ... For the first time in his seven-year career, the Patriots lost despite Bledsoe completing over 70 percent of his passes ... The Patriots were undefeated in his first 10 games with completion percentages of 70 percent or higher ... Connected with Glenn on a 52-yard pass in the third quarter ... He was downed at the Colts' 3-yard line and the Patriots ultimately settled for a field goal ... It marked Bledsoe's sixth 50-yard pass of the season, his third to Glenn ... Passed for 379 yards, his second-highest total of the season and the 24th 300-yard game of his career ... The Patriots are 17-7 in those games ... The loss to the Colts snapped a seven-game series win streak by the Patriots ... His 31 completions was his highest for the season and the fifth-highest total of his career.

Played in his 104th career game (103 starts) ... Brett Favre is the only NFL quarterback to appear in more games (110) since Bledsoe entered the NFL in 1993. Led the Patriots on a 5-play, 27-yard drive on the team's final possession in regulation to put the team in field goal range with just :06 remaining in the game ... The 33-yard field goal attempt sailed wide right and sent the game into overtime ... Opened the overtime period with a 7-play, 37-yard drive to put the Patriots in field goal position once again, but had a 44-yard attempt fall short ... Passed for just 101 yards in the game, his lowest output (complete game) of his career ... The previous low was 106 yards vs. Cincinnati (12/12/93). Wrapped up the season completing 15 of 25 passes for 108 yards and a touchdown in a 20-3 victory over the Ravens ... The victory gave the Patriots an 8-8 overall record ... His touchdown pass was a 1-yard toss to reserve tight end Mike Bartrum, the second reception and second touchdown of his career.

Bledsoe extended his consecutive game starting streak to 58 games, including three starts with a compound fracture to his right index finger, before missing the last two games of the regular season and playoffs ... Displayed tremendous resiliency and leadership when he guided the Patriots to three consecutive victories over Miami, Buffalo and Pittsburgh late in the season to propel the Patriots to their third consecutive playoff appearance — a franchise record — all despite playing with a fractured right index finger ... He injured the finger in the fourth quarter vs. Miami (11/23), yet led the



team on a 15-play, 80-yard scoring drive, capped by a 25-yard touchdown pass to Shawn Jefferson with just 0:29 remaining in the game to give the Patriots a 26-23 victory ... Finished the game with a career-high (for non-overtime games) of 423 yards after completing 28 of 54 passes and scoring two touchdowns in the game ... It was the fourth-highest passing performance of the year in the NFL ... His efforts earned him the NFL's Miller Lite Player of the Week and AFC Offensive Player of the Week honors ... It was the fourth 400-yard game of his career (the Patriots are 3-1 in those games) ... After missing an entire week of practice, he started the following week vs. Buffalo (11/29) and scored his second consecutive come-from-behind, game-winning touchdown, this time with a 1-yard pass to Ben Coates with no time remaining on the clock ... It marked the first time in NFL history that a quarterback had led his team to consecutive come-from-behind victories and scored the game-winning touchdown in the final 30 seconds of each game ... The touchdown to Coates capped a 10-play, 82-yard drive ... He finished the game with 246 yards and three touchdowns (28 of 43 passing) and became the first player since the advent of the award to earn back-to-back NFL Miller Lite Player of the Week honors ... Followed with a 327-yard effort (on 21 of 34 attempts) in a 23-9 victory over the Steelers (12/6), highlighted by a career-long 86-yard touchdown pass to Terry Glenn (4th longest in franchise history) ... It gave Bledsoe his first win in Pittsburgh after three failed attempts ... In addition to the Miami and Buffalo wins, he also orchestrated fourth quarter comebacks against Tennessee (9/20) and at New Orleans (10/4), giving him 14 fourth quarter come-from-behind wins for his career ... Trailing 16-13 in the fourth quarter, he completed 3 of 4 passes for 65 yards and a touchdown vs. Tennessee to secure a 27-16 win ... With the score knotted at 27, he completed 6 of 8 attempts for 79 yards to set up Adam Vinatieri's game-winning field goal in a 30-27 victory over New Orleans ... Bledsoe opened the season completing 20 of 32 passes for 289 yards and two touchdowns for a 112.6 quarterback rating at Denver (9/7) ... It was the 16th time of his career to eclipse the 100.0 QB rating, but it was his first loss when doing so (27-21) ... In his final game of the season at St. Louis (12/13), he moved ahead of Steve Grogan (1,879 career completions) as the franchise's all-time completion leader with a 4-yard pass to Lovett Purnell, the 1,880th of his career ... Despite missing two games and starting three others with a broken finger, he still finished among the AFC's leading passers with 481 attempts (4th), 263 completions (4th), 3,633 yards (2nd) and 20 touchdowns (5th tie) ... His 14 interceptions in 1998 was a new career low ... Connected on seven passes of 50 yards or more for the second consecutive season ... In his first four years, he completed four passes of 50 yards or more, in his last two years, he has 14 completions.

1997 (16/16, 2/2): Bledsoe started every game, extending his consecutive-games started streak to 44 games — which ranked third among NFL quarterbacks and led the AFC in 1997 ... He was once again among the league leaders in most passing categories ... He completed 314 (2nd in the NFL) of 522 passes (3rd) for 3,706 yards (4th) and 28 touchdowns (3rd) ... His +13 touchdown-to-interception differential ranked third in the league and his 87.7 quarterback rating set a single-season career high and ranked third in the AFC ... He led the Patriots to their second consecutive division title – a franchise first – and guided them to the playoffs for the third time in four seasons ... He eclipsed the 3,500-yard passing plateau for the fourth consecutive season and earned his third trip to the Pro Bowl ... Entering the 1997 season, Bledsoe had completed four passes of 50 yards or more ... In 1997, he completed seven passes of 50 yards or more, including three to Troy Brown ... He threw just 15 interceptions, tying a career low ... In the seven games in which he didn't throw an interception (including playoffs) in 1997, the Patriots were 7-0 ... He led the league in third down completion percentage (.600) by completing 102 of 170 attempts ... Recorded 10 of his 28 touchdowns on third downs, which also led the league ... Opened the season with a near flawless performance, completing 26 of 39 passes (.667) for 340 yards and four touchdowns vs. San Diego (8/31) ... Ben Coates was on the receiving end of a 4-yard touchdown pass to cap a 10-play, 73-yard scoring drive on the game's opening possession — which proved to be the first touchdown in the league in 1997 ... Gained an extra 8 yards on two carries and made two big blocks for Curtis Martin on off-tackle runs ... Earned Miller Lite Player of the Game and Staples Star of the Game honors for his efforts ... Recorded a quarterback rating of 128.2 — which was the fourth highest single-game rating of his career ...

Scorched the Chargers secondary by employing eight different receivers in the game and completing four touchdown passes — tying a single-game career-high … Only Grogan and Parilli, who have each completed five touchdown passes in a game, have thrown more … Neither sacked, nor intercepted in the game for the 11th time of his career (the Patriots are 10-1 in those games) … It was his 14th career 300-yard game and his 12th game with more than three touchdown passes … The following week at Indianapolis (9/7), where he completed 15 of 25 passes for 267 yards and four touchdowns to earn Staples Star of Game and Miller Lite Player of the Game honors for the second straight week … He finished with a 149.9 quarterback rating -- the second highest rating of his career (record is 185.0 vs. Indianapolis on 12/26/93) … Became the first player in NFL history to throw at least four touchdown passes in each of the first two weeks of the season … His eight touchdown passes in two games is the highest two-game total of his career … Even more remarkable, his eight touchdown passes were spread to eight different receivers … It wasn't until the third week of the season vs. the N.Y. Jets (9/14) that he threw his first interception of the season … The interception by Mo Lewis was returned 43-yards for a touchdown in the third quarter to give the Jets their first lead of the game, but a 10-yard touchdown pass to Purnell helped the Patriots regain the lead and claim an overtime victory … It gave the Patriots their first 3-0 start since 1974 …Bledsoe led the Patriots to their fourth con secutive victory to open the season with a 31-3 thrashing of the Chicago Bears (9/21) … He completed 64.9 percent of his passes (24 of 37) and passed for over 300 yards (301) for the second time in four games …. He operated out of shotgun formation for the first extended period of time in his career and completed 4 of 7 passes for 28 yards and was sacked once … The Patriots first loss came in a Monday Night contest at Denver (10/6) … Bledsoe completed passes to eight different receivers, but completed only 20 of 41 attempts for 234 yards … He fumbled once but recovered his own fumble … He converted a key 4th-and-1 with a quarterback sneak for 3 yards … Rebounded with a 33-6 victory vs. Buffalo (10/12) … He connected with Coates for a 20-yard touchdown to cap a 63-yard opening drive … It was the fourth consecutive time that Bledsoe had converted an opening drive into a touchdown completion at Foxboro Stadium … At the N.Y. Jets (10/19), he completed passes for 294 yards, including a season-long 67-yard completion to Troy Brown … He added a pair of touchdown passes to give him 17 through the first seven games, which surpassed his season totals in 1993 (15) and 1995 (13) … He was sacked for 100th time in his 67th career game — an average of 1.5 a game for his career … He had a season-high 17 yards rushing, including a season-long run of 8 yards … Threw a season-high three interceptions in a Monday Night contest vs. Green Bay (10/27), including one on a Hail Mary attempt as time expired in the first half … Completed his longest pass of the season at Minnesota (11/2) — a 76-yard completion to Shawn Jefferson … It was the second longest completion of is career (Ben Coates 84-yard touchdown vs. Miami 11/3/96) … Completed his 100th career touchdown pass — a 3-yard pass to Terry Glenn … Set season-highs with 42 attempts and 27 completions to earn Miller Lite Player of the Game honors for the third time … His 313 yards moved him ahead of Parilli into second place among the Patriots' all-time leading passers … He did not throw an interception in a victory over Buffalo (11/9) and extended his consecutive game touchdown streak to 11 games … Posted his third game of the year with a quarterback rating over 100.0 … After a disastrous game at Tampa Bay (11/16) in which he had a season-low quarterback rating of 31.6, Bledsoe rebounded to guide the Patriots to victories in four of their next five games and claim back-to-back division titles for the first time in franchise history … That streak started with a 27-24 victory over Miami (11/23) … He earned Staples Star of the Game for his performance vs. Indianapolis (11/30) when he passed for two touchdowns without an interception to claim a 20-17 victory … He completed a season-high 74.3 percent of his passes (26 of 35) the following week at Jacksonville (12/7) … It was the second-highest single-game completion percentage of his career and once again helped him earn Staples Star of the Game honors … He was stopped for no gain on a quarterback sneak — his first failed attempt for a first down of the season … He had a streak of 120 consecutive attempts without an interception snapped vs. Pittsburgh (12/13) … His second interception of the game was returned 36 yards by Kevin Henry to set up a game tying Steelers touchdown late in the fourth quarter … He set a single-season career best with his 28th touchdown pass of the year when he

connected with David Meggett for a 49-yard score ... A 14-12 victory over Miami (12/22) in the season finale set up a Wild-Card rematch in Foxboro ... He completed 18 of 26 passes (.692), his second-highest completion percentage of the season ... He did not complete a touchdown pass for just the third time all season, but two short touchdown runs were enough to secure the win ... The season-ending victory propelled the Patriots into the playoffs for the third time in four years and earned the Patriots their second consecutive division title and a rematch with the Dolphins in the first round of the playoffs (12/28) ... In the playoff game, Bledsoe connected with Troy Brown for a 24-yard touchdown, his first touchdown against the Dolphins in 1997 ... His passing totals were a rather modest 16 of 32 for 139 yards, but he did not throw an interception and his touchdown pass to Brown proved to be enough to secure a victory, as the defense limited Miami to just a field goal in a 17-3 game ... It was the Patriots' second victory over Miami in a week, their third of the season, and earned them a place in the NFL annals as they became just the sixth team in NFL history to record a three-game sweep of another opponent in a single season ... In the divisional playoff game at Pittsburgh (1/3/98), he passed for 264 yards — a postseason career-high- while completing 23 of 44 attempts (.523), but was intercepted twice and fumbled due to a blindside hit while attempting to pass on the team's final possession ... The Patriots were unable to compensate for the loss of running back Curtis Martin, generating just 36 yards on 19 carries ... In addition, they lost wide receiver Terry Glenn and tight end Ben Coates to injuries during the game, yet were still in contention for a game-winning drive on their final possession.

1996 (16/16, 3/3): Bledsoe started all 19 games for the Patriots, including playoffs, the most single-season starts by a Patriots quarterback in franchise history ... For the second time in three seasons, he eclipsed the 4,000-yard passing plateau and earned a return trip to the Pro Bowl ... He led the league in pass attempts (623) for the third consecutive season and in completions (373) for the second time in three years ... His 4,086 yards, 27 touchdowns and 2.4% interception ratio totals were each ranked third in the league ... He recorded a quarterback rating of 83.7, fifth in the AFC ... After an 0-2 start, he guided the team to victories in 11 of the next 14 games to claim the AFC East Title ... The Patriots then defeated the Pittsburgh Steelers and Jacksonville Jaguars to claim the AFC Championship and advance to Super Bowl XXXI ... He opened the season at Miami (9/1) and moved ahead of Tony Eason into third place on the Patriots' all-time passing list with his performance ... The Patriots were without WRs Terry Glenn and Vincent Brisby and they lost Shawn Jefferson during the game with a concussion ... Bledsoe employed seven different receivers in the game, but was sacked four times in a 24-10 season-opening loss to the Dolphins ... Sacked four times the following week in a losing effort at Buffalo (9/8), but did complete a 37-yard touchdown pass to rookie wide out Terry Glenn, his first career touchdown reception ... Earned Miller Lite Player of the Game honors for his performance in the 1996 home opener, a 31-0 blanking of Arizona (9/15) ... He completed 21 of 35 attempts (.600) for 221 yards and three touchdowns without an interception, but it was his pickup of a first down on 4th-and-1 when he jumped over a defender for a 1-yard gain that will be most remembered ... He completed his first eight pass attempts vs. Jacksonville (9/22) the following week and led the Patriots on a 49-yard drive to set up the game-winning kick in an overtime victory over the Jaguars ... Earned Miller Lite Player of the Game and Staples Star of the Game honors the following week at Baltimore (10/6) when he threw for a season-high and single-game career-tying four touchdown passes in a 46-38 victory over the Ravens ... He completed 25 of 39 attempts (.641) for 310 yards and finished with a quarterback rating of 122.8 ... It marked the 10th 300-yard game of his young career ... He attempted a season-high 48 attempts in a losing effort vs. Washington (10/13) ... He completed 14 of 24 attempts for 142 yards in a 27-9 victory over Indianapolis, his lowest passing totals since Dec. 12, 1993 (vs. Cincinnati) ... Completed 11 of his first 12 attempts and earned Miller Lite Player of the Game honors for his nationally televised Sunday night performance against Buffalo (10/27) ... He finished the game completing a season-high 32 of 45 attempts (.711) for 373 yards and a touchdown ... Earned Staples Star of the Game honors the following week vs. Miami (11/3) when he completed 30 of 41 attempts (.732) for a season-high 419 yards and a career-long 84-yard touchdown pass ... His 419 yards passing was the second-highest single-game passing total in franchise history (426 vs. Minnesota on Nov. 13, 1994)

... His 84-yard touchdown completion to Ben Coates was the fourth-longest in franchise history ... Had a streak of 87 consecutive attempts without an interception snapped when Terrell Buckley picked off a pass in the first quarter ... Earned Staples Star of the Game honors for the third consecutive week at the Jets (11/10) ... Despite opening the game 0-for-4 with an interception and a lost fumble, he still finished with 297 yards (24-of-34) and three touchdowns in a dramatic 31-27 come-from-behind victory ... Completed nine of his first 11 attempts for 123 yards and two touchdowns vs. Indianapolis (11/24) and finished the game with 242 yards passing in a 27-13 victory ... Earned Miller Lite Player of the Game honors the following week for his performance in a 45-7 victory over San Diego (12/1) ... He completed nine of his first 11 attempts for the second consecutive week, this time for three touchdowns, to give the Patriots a quick lead in the nationally televised contest ... He finished the game completing 19 of 29 attempts (.655) for 232 yards and four touchdowns ... It was his fourth four-touchdown game of his career, the second of the season and marked the 12th time that he had thrown for three or more touchdowns in a single game ... He eclipsed the 14,000-yard plateau the following week vs. the Jets (12/8) when he threw for 251 yards (24-of-42) ... Had his worst performance of the season at Dallas (12/15) when he completed 20 of 40 passes for just 178 yards and threw three interceptions for a quarterback rating of just 31.0 ... Rebounded the following week with his fourth 300-yard game of the season and the 13th of his career at the Giants (12/21) ... Finished the game with 301 yards and a pair of touchdowns, including the game-winning touchdown pass to Ben Coates with just 1:32 remaining in the game ... Eclipsed the 4,000-yard passing plateau for the second time in three seasons to become just the fourth quarterback in NFL history to post multiple 4,000-yard passing seasons ... The victory gave the Patriots an 11-5 regular season record, which tied a franchise record for wins in a season, and secured a first-round playoff bye for the division champs ... He completed 14 of 24 attempts for 164 yards and a touchdown in a 28-



3 victory over Pittsburgh (1/5/97) ... He connected on 20 of 33 attempts for 172 yards in the AFC Championship Game victory over Jacksonville (1/12/97) ... He closed out the season by throwing for 253 yards and a pair of touchdowns in Super Bowl XXXI vs. Green Bay (1/26/97).

1995 (15/15): For the second straight season, Bledsoe attempted (636) and completed (323) more passes for more yards (3,507) than any other quarterback in Patriots history ... Amazingly, he did so in just 15 games ... Contrary to his 1994 record-setting season (when the Patriots all but abandoned the run and relied on Bledsoe's passing to guide the offense) the Patriots stayed committed to their running game throughout the year and produced the franchise's all-time single-season rushing leader when Curtis Martin rushed for 1,487 yards ... Bledsoe had a streak of 23 consecutive starts snapped when he missed a game at Atlanta (10/1) while recovering from a separated left (non-throwing) shoulder injury, suffered in the third week of the season at San Francisco (9/17) ... He started 15 games for the Patriots and completed 323 of his 636 attempts (.508) for 3,507 yards and 13 touchdowns ... He trimmed 11 interceptions off his 1994 total, finishing with just 16 miscues all season ... For the second consecutive year, he attempted more passes than any other NFL quarterback and ranked second in the AFC in pass completions ... He finished fourth in the AFC in passing yards - 12th overall ... Established another franchise record during a seven-game stretch (10/15 to 11/26) at midseason when he attempted 179 consecutive passes without an interception, breaking the record of 178 attempts, set by Tony Eason in 1986 ... His record-breaking streak ended with his next pass (180th attempt), which was intercepted by Buffalo's Bryce Paup (11/26) on the Bills goal line ... Opened the season vs. Cleveland (9/3) and helped guide the Patriots to a come-from-behind 17-14 victory over the Browns ... Trailing 14-9 with just 4:29 remaining in the game, Bledsoe led the Patriots on a 14-play, 85-yard drive which was capped by a Curtis Martin game-winning touchdown run with just 19 seconds remaining in the game ... It was Bledsoe's sixth come-from-behind victory of his career and the second over the Browns ... He finished the day completing 30 of 47 attempts for 302 yards and did not throw an interception in the game ... His 302 yards represented a third of a "milestone trifecta," which included Curtis Martin's 102 yards rushing and Ben Coates' 106 yards receiving ... It was just the fourth "milestone trifecta" in Patriots history ... Attempted 51 passes in back-to-back losses vs. Miami (9/10) and at San Francisco (9/17) — his sixth and seventh 50-attempt games of his young career ... Received a devastating hit, delivered by LB Ken Norton late in the first quarter at San Francisco and was forced to leave the game with a separated left shoulder ... Showed tremendous will and determination when he re-entered the game early in the second quarter and played through the pain after missing just one offensive series ... Played the remainder of the game, but could not ignite a spark as the Patriots lost 28-3 ... Finished the game completing just 21 of 51 attempts for 241 yards and threw three interceptions ... Missed the following game at Atlanta (10/1) following the Patriots' bye week while still recovering from the injury ... Returned to the starting lineup and attempted 56 passes the following week vs. Denver (10/8), but could not generate an offensive touchdown despite penetrating the "red zone" on four occasions ... Threw his first touchdown pass of the season at Kansas City (10/15) when he connected with Vincent Brisby for a 22-yard score in the third quarter ... Added a fourth quarter touchdown pass when Will Moore scored his first NFL touchdown on a 6-yard reception ... Finished the game completing 25 of 47 passes for 237 yards, including the two touchdowns, but the Patriots could not pull out their second victory of the season and fell to 1-5 ... The Patriots hosted their first Monday Night Football game in 14 years and scored an impressive 27-14 victory over the Bills (10/23) ... Threw for 262 yards and a touchdown while completing 23 of 40 attempts in that game ... Connected with Brisby on his longest pass completion of the season when Brisby scored on a 47-yard reception in a 34-17 vic-

RECORD BOOK

In 1995, Drew Bledsoe set a Patriots record for consecutive pass attempts without an interception. During a seven-game span, Bledsoe threw 179 passes without throwing an interception, breaking Tony Eason's franchise record set in 1986. Bledsoe's 180th pass attempt was intercepted by Bryce Paup on the Buffalo Bills goal line. It was Bledsoe's first of three interceptions that day, but the Patriots prevailed 35-25.

tory over Miami (11/12) ... It was the first of two touchdown passes in the game ... Threw for three touchdowns in a 35-25 victory over Buffalo (11/26), completing the first series sweep of the Bills since 1987 ... Hit rookie wide out Hason Graham in stride for a 37-yard touchdown vs. New York (12/10) to help the Patriots to a 31-28 victory to complete a series sweep over the Jets ... Sustained a contusion to his right shoulder in the first quarter at Pittsburgh (12/16) on a hit by Greg Lloyd – yet finished the game with a season-high performance completing 39 of 60 passes for 336 yards and three touchdowns to earn Staples Star of the Game honors ... Closed out the season completing just 17 of 37 passes for 186 yards in a 7-10 loss at Indianapolis (12/23) ... Scored the only touchdown of the game on a 31-yard pass to Hason Graham.

1994 (16/16, 1/1): Bledsoe threw more times (691) and completed more passes (400) for more yards (4,555) than any other quarterback in 1994 ... His 691 attempts set an NFL record ... He finished fourth in the league with 25 touchdown passes, trailing only Steve Young (35), Brett Favre (33) and Dan Marino (30) ... He guided the top-rated passing offense in the NFL, averaging 277.8 yards per game ... Earned Patriots' Miller Lite Player of the Game a total of four times, weeks 1, 2, 11 and 16 ... Selected the NFL's Miller Lite Player of the Week – as selected by a national media panel – and AFC Player of the Week by the NFL for his performances against Green Bay 10/2 (53-29-334-2 tds-1 int) and Minnesota 11/13 (70-45-426-3 tds-0 ints) ... He completed over 50 passes to five different targets - Ben Coates (96), Michael Timpson (74), Leroy Thompson (65), Vincent Brisby (58), and Kevin Turner (52) - for the first time in NFL history ... Became the youngest quarterback (22-years old) to play in the Pro Bowl in the history of the game ... He was a UPI second-team All-AFC selection ... Set three NFL passing records - most attempts in a season (691), most attempts in a game (70) and most completions in a game (45) ... Came within four pass completions of establishing a fourth NFL record – his 400 completions rank second only to Warren Moon who completed 404 passes for Houston in 1991 ... Set eight franchise passing records - most attempts in a season (691), most attempts in a game (70), most completions in a season (400), most completions in a game (45), most passing yardage in a season (4,555), most passing yardage in a game (426), most consecutive 300-yard games (4) and most 300-yard games in one season (6) ... In 1994 alone, Bledsoe attempted more passes (691), completed more passes (400) and threw for more yards (4,555) than 31 of his 36 predecessors had accomplished during their Patriots' careers ... Bledsoe started every game in 1994 to become the first Patriots quarterback to do so since Grogan started every game in 1975 ... Among NFL quarterbacks, only Dan Marino, who threw for 5,084 yards in 1984, had a more spectacular sophomore season than Bledsoe ... He opened the season at Miami (9/4) and set a Patriots passing record by throwing for 421 yards (which he broke nine games later) in just his 13th NFL start ... In that season-opener, he completed 32 of 51 passes while throwing four touchdowns ... It was the second time in his short career that he had thrown for four touchdowns in a game ... Connected with Ben Coates on a 62-yard touchdown strike – the longest completion of Bledsoe's career ... Earned Patriots' Miller Lite Player of the Game honors, as voted by a local media panel, for his performance ... Nearly duplicated his performance the following week in the home opener vs. Buffalo (9/11) ... Completed 26 of 42 passes (.619) for 380 yards and three touchdowns to earn consecutive Patriots' Miller Lite Player of the Game honors ... Passed for over 300 yards in five of his first six games of the season ... Trailing 20-19 in the third quarter at Cincinnati (9/18), Bledsoe led the Patriots 80 yards on eight plays, capped by a 34-yard touchdown pass to

HOW'S THAT FOR STARTERS?

In 1994, Drew Bledsoe started all 16 games for the Patriots and set an NFL record by attempting 691 passes. In doing so, he became the first quarterback to start every game for the Patriots in 15 years. Steve Grogan was the last quarterback to start every game for the Patriots, back in 1979. Thirteen different quarterbacks had split time between 1976 and 1994. In 1996, Bledsoe started 19 games, including each of the three playoff games. No other quarterback in franchise history had ever started 19 games in one season. Since Nov. 21, 1993, Bledsoe has started 100 of 103 possible regular season games and six of seven Patriots playoff games.

1994 – A CAREER YEAR

In 1994 alone, Drew Bledsoe attempted more passes (691), with more completions (400) for more yards (4,555) than 31 of the franchise's 36 predecessors had accomplished in their Patriots careers. Only Steve Grogan, Babe Parilli, Tony Eason and Jim Plunkett recorded better numbers during their careers than Bledsoe did in 1994.

Michael Timpson to take a 25-20 lead ... Put the game out of reach on the following possession with a 61-yard scoring drive to give the Patriots a 31-20 lead in the 31-28 victory ... Bledsoe finished the game with 365 yards and a touchdown, completing 30 of 50 pass attempts (.600) in the Patriots' first victory of the season ... with a 10-7 lead and just under six minutes remaining in the second quarter at Detroit (9/25), Bledsoe guided a 14-play, 69-yard scoring drive capped by a 7-yard touchdown pass to Ben Coates with just 21 seconds remaining to take a 17-7 lead in the 23-17 victory ... He completed 21 of 33 attempts (.636) for 251 yards and a touchdown ... Trailing 16-14 with 1:14 remaining in the game vs. Green Bay (10/2), Bledsoe directed the Patriots on an 11-play, 45-yard drive which set up the game-winning field goal by Matt Bahr (33 yards) with just :04 remaining in the game - the Patriots won 17-16 ... Threw for over 300 yards for the fifth time in six weeks when he completed 23 of 55 passes for 321 yards and two touchdowns in a 21-17 loss vs. the Raiders (10/9) ... Threw for 242, 125 and 166 yards in three consecutive losses before exploding for a franchise record by completing 45 of 70 passes for 421 yards and three touchdowns vs. Minnesota (11/13) ... Trailing 20-0 with 58 seconds remaining in the first half, he completed four consecutive passes to lead the Patriots on a seven-play, 48-yard drive to position Matt Bahr for a 38-yard field goal as time expired ... In the second half, Bledsoe turned in what has already become a legendary performance by completing 37 of 53 attempts (.698) for 354 yards and three touchdowns, without an interception, a sack or a penalty called against him ... Connected with Ray Crittenden on a 31-yard touchdown on the opening drive of the second half ... Pulled to within three (20-17) with a 5-yard touchdown pass to Leroy Thompson with 2:27 remaining in the game ... with just 1:51 remaining in the game, Bledsoe converted a 4th-and-10 with a 25-yard

ONE FOR THE BOOKS

As fans left Foxboro Stadium on Nov. 13, 1994, in celebration of the greatest come-from-behind victory in Patriots history, many realized they had just witnessed a legendary passing performance. Below is a breakdown of Drew Bledsoe's record-setting performance in the Patriots' 26-20 overtime upset over the Minnesota Vikings.

Passing	Att	Cmp	Yds	Pct	TD	Lg	Int	Sacks	Rating
1st Half Passing	17	8	72	47.0	0	20	0	0	58.9
2nd Half Passing	53	37	354	69.8	3	31t	0	0	107.0
Passing Total	***70**	***45**	**426**	**64.3**	**3**	**31t**	**0**	**0**	**95.3**

* denotes all-time NFL record

Passing	Att	Cmp	Yds	Pct	TD	Lg	Int	Sacks	Rating
1st Quarter Passing	3	1	7	33.3	0	7	0	0	39.6
2nd Quarter Passing	14	7	65	50.0	0	20	0	0	63.1
3rd Quarter Passing	20	13	127	65.0	1	31t	0	0	99.4
4th Quarter Passing	27	18	171	66.7	1	25	0	0	96.4
Overtime Passing	6	6	56	100.0	1	15	0	0	179.9
First 29 minutes	11	4	21	36.4	0	8	0	0	40.3
Final 34:10	59	41	402	69.5	3	31t	0	0	105.3

completion to Brisby ... Completed his next four attempts to take the Patriots to the five-yard line, where Matt Bahr kicked the game-tying field goal with just 14 seconds remaining to send the game into overtime ... He completed his first five attempts of the overtime period and won the game (26-20) with a 14-yard touchdown strike to Kevin Turner in the corner of the end zone ... The 26 unanswered points in a 26-20 overtime victory over the Vikings ignited a seven-game win streak to close the season ... Trailing 9-10 at Indianapolis (11/27) with 3:13 remaining in the game, Bledsoe directed his third 4th-quarter comeback of the season with a 12-play, 55-yard drive to position Bahr for his second game-winning field goal (42 yards) of the season ... Finished the game completing 26 of 36 attempts for a season-high 72.2% completion percentage ... Ended the season with consistency, throwing for 277, 276 and 277 yards respectively in the last three regular season games ... Recorded a nearly flawless day at Buffalo (12/18) by completing 22 of 31 attempts (.710) for 276 yards and three touchdowns without an interception or a sack in a 41-17 victory at Buffalo ... Clinched the Patriots' first playoff berth in eight seasons with a 13-3 victory at Chicago (12/24) ... Completed just over 60 percent of his attempts (23 of 38) for 277 yards and secured the victory with a 3-yard touchdown pass to Thompson with 2:32 remaining in the game ... Attempted 50 passes for the sixth time of the season in the Patriots 20-13 wild-card playoff loss at Cleveland (1/1/95).

1993 (13/12): Led a Patriots' offense that improved from its 27th ranking in '92 to 12th in '93 ... Led a passing attack that jumped 14 places in the NFL rankings, from 26th to 12th ... Opened his rookie season as the starting quarterback until a midseason injury sidelined him for three games ... At the age of 21, he became the youngest player in franchise history and just the second rookie quarterback in team history to start in his NFL debut (Jim Plunkett started in his NFL debut in 1971) ... His first career completion was thrown to fullback Sam Gash for a gain of seven yards (9/5) ... His first touchdown was thrown to Ben Coates, who caught a pass on a crossing pattern and ran 54 yards for a touchdown — Bledsoe's longest completion of the season ... He rewrote the Patriots' rookie passing records by finishing the season with 214 completions on 429 attempts for 2,494 yards and 15 touchdowns ... Voted Rookie of the Year by the Patriots' Quarterback Club ... His 2,494 yards ranked fourth all-time on the NFL's rookie quarterback list and was 10th all-time among the Patriots' career passing leaders ... His 429 passing attempts was the fourth-highest for a single season in team history while his 214 completions was fifth ... Saved his best game for the season finale, throwing for a season-high 329 yards, completing 27 of 43 passes, including four touchdowns in a 33-27 overtime victory vs. Miami (1/2/94) ... Named Miller Lite Player of the Game for his efforts vs. Miami ... He became the first Patriots quarterback since Hugh Millen (12/8/91) to throw for 300 yards in a game ... Teamed with Timpson on the 36-yard touchdown pass that won the game in overtime ... Threw eight touchdowns and only two interceptions during the four-game win streak that ended the season ... He was sacked only 16 times all season, including one streak of 14 quarters without a sack ... Threw for second highest total of the season, 296 yards, completing 18 of 48 passes, in 17-14 heartbreaking loss at Pittsburgh (12/5) ... The Patriots had a chance to win on their final possession, but could not break the goal line on a QB sneak ... Inactive for three games (vs. Houston 10/17, at Seattle 10/24 and at Indianapolis 10/31) after injuring his left knee just before halftime of the 23-21 victory at Phoenix (10/10) ... Completed a season-high 28 passes on 49 attempts for 239 yards in a 19-16 overtime loss vs. Detroit (9/12).

College

Despite only starting 28 games during his collegiate career (1990-92), he left the school ranked second on the all-time passing list with 7,373 yards, topped only by Jack Thompson's 7,818 yards (44 games) ... Upon his departure, his 46 touchdowns and 532 completions ranked second on WSU's career lists behind Thompson's 53 scores and 601 completions. **1992:** Named All-Pac-10 and was ninth in the nation in total offense averaging 247.0 yards per game ... Started every game, completing 211 of 386 passes for 2,770 yards and 18 touchdowns as a junior ... Hit on 37 of 66 passes for a school-record 413 yards against Montana ... Selected Pac-10 Player of the Week after hitting on 18 of 30 passes for 259 yards and a touchdown in blizzard-like conditions against Washington ... Broke his own school-record by

throwing for 476 yards (30 of 46) and tied another record with an 87-yard pass, as the Cougars rolled up 636 total yards in a Copper Bowl victory over Utah. **1991:** Earned All-Pac-10 conference second-team honors as a sophomore after completing 199 of 358 passes (.556) for 2,741 yards ... His 2,647 yards in total offense ranked fourth-best in school history. **1990:** He won the starting quarterback position to become the first true freshman to start at the position for Washington State in over 30 years.

HONORS & AWARDS

1999 AFC Offensive Player of the Week (Game 2)
Patriots Miller Lite Player of the Game (Games 1 and 2)
1998 AFC Offensive Player of the Week (Game 12)
NFL Miller Lite Player of the Week (Games 12 and 13)
Became the first player to win the award in consecutive weeks.
1997 Second-Team Pro Bowl Selection
Patriots True Value Player of the Year
Patriots Miller Lite Player of the Game (Games 1, 2, 13 and 14)
1996 Second-Team AFC Pro Bowl Selection
UPI All-AFC Second Team
AFC Offensive Player of the Week (Game 6)
NFL Miller Lite Player of the Week (Game 14)
NFL Miller Lite Player of the Year Finalist (one of five finalists)
Patriots Staples Star of the Game (Games 6, 10, 11)
Patriots Miller Lite Player of the Game (Games 3, 6, 9, 14)
1995 Patriots Staples Star of the Game (Game 15)
1994 AFC Pro Bowl Selection
UPI All-AFC - Second Team
Patriots Miller Lite Player of the Year
1776 Quarterback Club's Co-Offensive MVP
AFC Offensive Player of the Week (Games 5, 10)
Patriots Miller Lite Player of the Game (Games 1, 2, 10, 15)
Patriots Staples Star of the Game (Games 1, 10)
Arthritis Foundation 1994 Athlete of the Year
Boston Press Photographers 1994 Sports Personality of the Year
1993 Patriots Miller Lite Player of the Week (Game 16)
1776 Quarterback Club's Rookie of the Year

Personal

Drew Bledsoe was born the son of Mac and Barbara Bledsoe on Feb. 14, 1972 in Ellensburg, Wash. ... Selected first-team all-state by the *Tacoma News Tribune* after senior year at Walla Walla (Wash.) High ... Named on numerous local and regional all-star teams, including the Western 100, Northwest Nugget, *Super Prep's* Far West Offensive Player of the Year, *Long Beach Press Telegram* "Best of the West," *Seattle Times* Blue Chip and Washington State Player of the Year honors ... Also lettered in basketball ... Majored in education at Washington State ... Established the Albert S. "Stu" Bledsoe Endowed Football Scholarship, a $150,000 endowment to his alma mater, in the name of his grandfather ... Serves as International Chairman of the Children's Miracle Network, helping to raise millions of dollars annually to benefit hospitalized children in 170 children's hospitals nationwide ... Founded the Drew Bledsoe Foundation, whose mission is to improve the lives of American children by teaching parenting skills to parents ... Launched a web site for the foundation in 1999 at www.drewbledsoe.com ... Drew and his wife, Maura, have two sons, Stuart (10/16/97) and John (5/5/99).

DREW BLEDSOE

Pos: QB **Ht:** 6-5 **Wt:** 240 **Year:** 8th **Acq:** D1-93 **College:** Washington State **Born:** 2/14/72 **Contract:** '01

Regular Season Passing Statistics

Year	Team	G/S	Att	Cmp	Yds	Yds/Att	Pct	TD	Int	Int%	Lg	Sacks	Rating
1993	Patriots	13/12	429	214	2494	5.81	49.9	15	15	3.5	54t	16/99	65.0
1994	Patriots	16/16	691	400	4555	6.59	57.9	25	27	3.9	62t	22/139	73.6
1995	Patriots	15/15	636	323	3507	5.51	50.8	13	16	2.5	47t	23/170	63.7
1996	Patriots	16/16	623	373	4086	6.56	59.9	27	15	2.4	84t	30/190	83.7
1997	Patriots	16/16	522	314	3706	7.10	60.2	28	15	2.9	76	30/258	87.7
1998	Patriots	14/14	481	263	3633	7.55	54.7	20	14	2.9	86t	36/295	80.9
1999	Patriots	16/16	539	305	3985	7.39	56.6	19	21	3.9	68t	55/342	75.6
Totals-7 years		**106/105**	**3921**	**2192**	**25966**	**6.62**	**55.9**	**147**	**123**	**3.1**	**86t**	**212/1493**	**75.7**

Postseason Passing Statistics

Year	Team	G/S	Att	Cmp	Yds	Yds/Att	Pct	TD	Int	Int%	Lg	Sacks	Rating
1994	Patriots	1/1	50	21	235	4.7	42.0	1	3	6.0	21	1/10	38.3
1996	Patriots	3/3	105	59	595	5.7	56.2	3	7	6.7	53	9/71	54.3
1997	Patriots	2/2	76	39	403	5.3	51.3	1	2	2.6	39	5/39	60.4
1998	Patriots	0/0					Inactive						
Totals-4 years		**6/6**	**231**	**119**	**1233**	**5.3**	**51.5**	**5**	**12**	**5.2**	**53**	**15/120**	**52.8**

Regular Season		Rushing					Fumbles				Postseason Rushing					Fumbles			
Year	Team	No	Yds	Avg	Lg	TD	Fum	Lost	Rec	Yds	No	Yds	Avg	Lg	TD	No	Lost	Rec	Yds
1993	Patriots	32	82	2.6	15	0	8	4	5	-23	-	-	-	-	-	-	-	-	-
1994	Patriots	44	40	0.9	7	0	9	4	3	-5	2	2	1.0	2	0	0	0	0	0
1995	Patriots	20	28	1.4	15	0	11	6	1	-8	-	-	-	-	-	-	-	-	-
1996	Patriots	24	27	1.1	8	0	9	3	1	-2	2	3	1.5	4	0	2	1	0	0
1997	Patriots	28	55	2.0	8	0	4	1	3	-4	4	0	0.0	4	0	2	2	0	0
1998	Patriots	28	44	1.6	10	0	9	3	4	-10		inactive					inactive		
1999	Patriots	42	101	2.4	25	0	7	3	6	0	-	-	-	-	-	-	-	-	-
Totals-7 years		**218**	**377**	**1.7**	**25**	**0**	**57**	**24**	**23**	**-52**	**8**	**5**	**0.6**	**4**	**0**	**4**	**3**	**0**	**0**

ADDITIONAL STATISTICS

Receptions (1): 1995 (1 for -9 yards off own deflected pass)
Misc. Tackles (5): 1994 (1), 1997 (1), 1999 (3)

SINGLE-GAME RUSHING CAREER HIGHS:

Most Attempts: 7 vs. Dallas (12/5/99)
Rushing Yards: 27 vs. Miami (1/2/94)
Longest Run: 25 vs. Buffalo (12/26/99)
Touchdowns: 0

BLEDSOE'S REGULAR SEASON RECORD AS A STARTER WHEN ...

Games Started:	**105**
Overall:	58-47
Home:	33-20
Away:	25-27
On Grass:	43-32
On Turf:	15-15
Indoor:	6-4
Outdoor:	52-43
vs. AFC:	46-36
vs. NFC:	12-11

Pass Attempts	
Less than 20:	2-1
20-29 attempts:	17-2
30-39 attempts:	21-19
40-49 attempts:	14-19
50 or more:	4-6
Completions	
Less Than 10:	2-0
10-19 completions:	21-19
20-29 completions:	29-25
30 or more:	6-3

Yards	
Less Than 200:	12-14
200-299 yards:	29-25
300-399 yards:	14-7
400 or more:	3-1
Touchdowns	
None:	8-17
1 touchdown:	22-18
2 touchdowns:	13-8
3 or more:	15-4

Interceptions	
None:	30-7
1 interception:	16-19
2 interceptions:	8-10
3 or more:	4-11
Sacks	
None:	16-5
1 sack:	17-3
2 sacks:	17-14
3 or more sacks:	8-25

NFL RECORD BOOK-SINGLE SEASON PASSING

Attempts			Completions			Yards					
691	**Drew Bledsoe**	**1994**	404	Warren Moon	1991	5,084	Dan Marino	1984	**4,555**	**Drew Bledsoe**	**1994**
655	Warren Moon	1991	**400**	**Drew Bledsoe**	**1994**	4,802	Dan Fouts	1981	4,458	Lynn Dickey	1983
636	**Drew Bledsoe**	**1995**	385	Dan Marino	1994	4,746	Dan Marino	1986	4,453	Dan Marino	1994
623	**Drew Bledsoe**	**1996**	378	Dan Marino	1986	4,715	Dan Fouts	1980	4,436	Steve Beuerlein	1999
623	Dan Marino	1986	377	Warren Moon	1995	4,690	Warren Moon	1991	4,434	Dan Marino	1988
615	Dan Marino	1994	**373**	**Drew Bledsoe**	**1996**	4,689	Warren Moon	1990	4,413	Brett Favre	1995
						4,614	Neil Lomax	1984			

PATRIOTS RECORD BOOK – SINGLE SEASON PASSING TOTALS

Attempts			Completions			Yards			Touchdowns		
691	**Drew Bledsoe**	**1994**	**400**	**Drew Bledsoe**	**1994**	**4,555**	**Drew Bledsoe**	**1994**	31	Babe Parilli	1964
636	**Drew Bledsoe**	**1995**	**373**	**Drew Bledsoe**	**1996**	**4,086**	**Drew Bledsoe**	**1996**	**28**	**Drew Bledsoe**	**1997**
623	**Drew Bledsoe**	**1996**	**323**	**Drew Bledsoe**	**1995**	**3,985**	**Drew Bledsoe**	**1999**	28	Steve Grogan	1979
539	**Drew Bledsoe**	**1999**	**314**	**Drew Bledsoe**	**1997**	**3,706**	**Drew Bledsoe**	**1997**	**27**	**Drew Bledsoe**	**1994**
522	**Drew Bledsoe**	**1997**	**305**	**Drew Bledsoe**	**1999**	**3,633**	**Drew Bledsoe**	**1998**	**25**	**Drew Bledsoe**	**1994**
481	**Drew Bledsoe**	**1998**	276	Tony Eason	1986	**3,507**	**Drew Bledsoe**	**1995**	23	Tony Eason	1984
473	Babe Parilli	1964	**263**	**Drew Bledsoe**	**1998**	3,465	Babe Parilli	1964	22	Butch Songin	1960
448	Tony Eason	1986	259	Tony Eason	1984	3,328	Tony Eason	1986	**20**	**Drew Bledsoe**	**1998**
431	Tony Eason	1984	246	Hugh Millen	1991				20	Babe Parilli	1966
429	**Drew Bledsoe**	**1993**	228	Babe Parilli	1964				**19**	**Drew Bledsoe**	**1999**

PATRIOTS RECORD BOOK – CAREER PASSING TOTALS

Attempts			Completions			Yards			Touchdowns		
3921	**Drew Bledsoe**	**1993-99**	**2192**	**Drew Bledsoe**	**1993-99**	26,886	Steve Grogan	1975-90	182	Steve Grogan	1975-90
3593	Steve Grogan	1975-90	1879	Steve Grogan	1975-90	**25,966**	**Drew Bledsoe**	**1993-99**	**147**	**Drew Bledsoe**	**1993-99**
2413	Vito Parilli	1961-67	1140	Vito Parilli	1961-67	16,747	Vito Parilli	1961-67	132	Vito Parilli	1961-67
1503	Jim Plunkett	1971-75	876	Tony Eason	1983-89	10,732	Tony Eason	1983-89	62	Jim Plunkett	1971-75
1500	Tony Eason	1983-89	729	Jim Plunkett	1971-75	9,932	Jim Plunkett	1971-75	60	Tony Eason	1983-89

BLEDSOE'S NFL AND TEAM PASSING RECORDS

NFL Individual Passing Records Set
Pass Attempts in a Single Season - 691 (1994)
Pass Attempts in a Game - 70 (11/13/94)
Pass Completions in a Game - 45 (11/13/94)
Most Pass Attempts Over Any 7-Year Period - 3,921 (1993-99)

Team Passing Records Set
Career Pass Attempts - 3,921 (1993-99)
Career Pass Completions - 2,192 (1993-99)
Pass Attempts in a Single Season - 691 (1994)
Pass Attempts in a Game - 70 (11/13/94)
Pass Completions in a Game - 45 (11/13/94)
Passing Yards in a Single Season - 4,555 (1994)
Passing Yards in a Game - 426 (11/13/94)
Consecutive 300-Yard Games - 4 (1/2/94 thru 9/18/94)
300-Yard Passing Games in a Season - 6 (1994)
300-Yard Passing Games in a Career - 25 (1993-99)
400-Yard Passing Games in a Season - 2 (1994)
400-Yard Passing Games in a Career - 4 (1993-99)
50+ Pass Attempt Games in a Season - 5 (1994)
50+ Pass Attempt Games in a Career - 10 (1993-99)
Pass Attempts Without an Interception - 179 (1995)
Most Seasons Leading League in Attempts - 3 (1994-97)
Most Seasons Leading League in Comp. - 2 (1994, 1996)
Most Seasons Leading the League in Yards - 1 (1994)
3,000-Yard Seasons - 6 (1994-99)
4,000-Yard Seasons - 2 (1994, 1996)
Game-Winning Drives - 17
Consecutive Starts by a Quarterback - 56 (1995-98)
Consecutive Starts by a QB in a Season - 19 (1996, including playoffs)

DREW BLEDSOE'S CAREER GAME-BY-GAME

1993		Opponent	Att	Cmp	Yards	Pct	TD	Lg	Int	S	Yds	Rating	W/L	Score
09/05	at	Buffalo	30	14	148	46.7	2	54t	1	3	13	69.9	L	14-38
09/12		Detroit	49	28	239	57.1	1	38	1	2	8	68.3	L ot	16-19
09/19		Seattle	44	20	238	45.5	1	25	2	2	15	51.1	L	14-17
09/26	at	NY Jets	42	19	195	45.2	0	44	2	3	15	39.3	L	7-45
10/10	at	Phoenix*	17	8	85	47.1	1	20	0	2	18	81.7	W	23-21
10/17		Houston			Inactive (left knee strain)								L	14-28
10/24	at	Seattle			Inactive (left knee strain)								L	9-10
10/31	at	Indianapolis			Inactive (left knee strain)								L	6-9
11/07		Buffalo**	16	8	96	50.0	0	26	0	1	9	68.8	L ot	10-13
11/21	at	Miami	42	23	275	54.8	1	40t	1	2	14	73.0	L	13-17
11/28		NY Jets	18	10	134	55.6	0	24	1	0	0	56.3	L	0-6
12/05	at	Pittsburgh	48	18	296	37.5	1	48	5	0	0	22.6	L	14-17
12/12		Cincinnati	22	11	106	50.0	1	18	0	0	0	79.0	W	7-2
12/19	at	Cleveland	47	19	210	40.4	1	24	1	1	7	52.6	W	20-17
12/26		Indianapolis	11	9	143	81.8	2	30	0	0	0	185.0	W	38- 0
01/02		Miami	43	27	329	62.8	4	42	1	0	0	107.6	W ot	33-27
1993 Season Totals			**429**	**214**	**2494**	**49.9**	**15**	**54t**	**15**	**16**	**99**	**65.0**	**5-11**	

* sustained a left knee strain and did not return in the second half

** did not start, but played in relief of Scott Secules

1994		Opponent	Att	Cmp	Yards	Pct	TD	Lg	Int	S	Yds	Rating	W/L	Score
09/04	at	Miami	51	32	421	62.7	4	62t	2	1	3	98.6	L	35-39
09/11		Buffalo	42	26	380	61.9	3	32	2	2	9	95.3	L	35-38
09/18	at	Cincinnati	50	30	365	60.0	1	34t	2	0	0	72.5	W	31-28
09/25	at	Detroit	33	21	251	63.6	1	43	0	1	6	96.9	W	23-17
10/02		Green Bay	53	29	334	54.7	2	37t	1	2	22	78.7	W	17-16
10/09		L.A. Raiders	55	23	321	41.8	2	26	3	3	16	50.6	L	17-21
10/16	at	N.Y. Jets	41	22	242	53.7	1	39	1	3	22	69.4	L	17-24
10/30		Miami	33	16	125	48.5	0	15	3	2	11	20.4	L	3-23
11/06	at	Cleveland	43	20	166	46.5	0	20	4	2	7	18.2	L	6-13
11/13		Minnesota	70	45	426	64.3	3	31t	0	0	0	95.3	W ot	26-20
11/20		San Diego	36	21	224	58.3	1	27t	2	1	7	62.7	W	23-17
11/27	at	Indianapolis	36	26	271	72.2	0	37	1	2	14	82.1	W	12-10
12/04		N.Y. Jets	34	19	199	55.9	1	20	1	1	8	70.6	W	24-13
12/11		Indianapolis	45	25	277	55.6	2	43	4	0	0	51.8	W	28-13
12/18	at	Buffalo	31	22	276	71.0	3	34	0	0	0	130.6	W	41-17
12/24	at	Chicago	38	23	277	60.5	1	37	1	2	14	80.7	W	13-3
1994 Season Totals			**691**	**400**	**4555**	**57.9**	**25**	**62t**	**27**	**22**	**139**	**73.6**	**10-6**	
01/01	at	Cleveland	50	21	235	42.0	1	21	3	1	10	38.3	L	13-20

1995		Opponent	Att	Cmp	Yards	Pct	TD	Lg	Int	S	Yds	Rating	W/L	Score
09/03		Cleveland	47	30	302	63.8	0	32	0	0	0	82.0	W	17-14
09/10		Miami	51	25	267	49.0	0	33	2	1	14	48.4	L	3-20
09/17	at	San Francisco	51	21	241	41.2	0	31	3	4	22	31.6	L	3-28
10/01	at	Atlanta			Inactive (separated shoulder)								L	17-30
10/08		Denver	56	24	248	42.9	0	33	0	2	23	56.3	L	3-37
10/15	at	Kansas City	47	25	237	53.2	2	22t	1	3	24	72.7	L	26-31
10/23		Buffalo	40	23	262	57.5	1	35	0	0	0	85.6	W	27-14
10/29		Carolina	44	22	228	50.0	0	21	0	0	0	65.3	L ot	17-20
11/05	at	N.Y. Jets	27	13	173	48.1	0	35	0	0	0	68.9	W	20- 7
11/12	at	Miami	25	14	209	56.0	2	47t	0	1	4	110.3	W	34-17
11/19		Indianapolis	39	20	180	51.3	0	19	0	5	29	64.0	L	10-24
11/26	at	Buffalo	45	21	263	46.7	3	22	3	1	6	59.8	W	35-25
12/03		New Orleans	31	18	197	58.1	0	27	2	2	6	50.1	L	17-31
12/10		N.Y. Jets	36	11	178	30.6	1	43	1	1	11	45.8	W	31-28
12/16	at	Pittsburgh	60	39	336	65.0	3	25	1	2	14	89.3	L	27-41
12/23	at	Indianapolis	37	17	186	45.9	1	31t	3	1	17	36.5	L	7-10
1995 Season Totals			**636**	**323**	**3507**	**50.8**	**13**	**47t**	**16**	**23**	**170**	**63.7**	**6-10**	

DREW BLEDSOE'S CAREER GAME-BY-GAME CONT.

1996		Opponent	Att	Cmp	Yards	Pct	TD	Lg	Int	S	Yds	Rating	W/L	Score
09/01	at	Miami	38	19	221	50.0	1	29	2	4	21	54.8	L	10-24
09/08	at	Buffalo	46	21	210	45.7	1	37t	0	4	31	66.4	L	10-17
09/15		Arizona	35	21	221	60.0	3	23	0	2	5	107.0	W	31-0
09/22		Jacksonville	44	27	255	61.4	1	32	1	4	25	75.5	W	28-25
10/06	at	Baltimore	39	25	310	64.1	4	35	0	0	0	122.8	W	46-38
10/13		Washington	48	23	222	47.9	0	34	1	2	17	52.6	L	22-27
10/20	at	Indianapolis	24	14	142	58.3	1	24	0	0	0	89.2	W	27-9
10/27		Buffalo	45	32	373	71.1	1	42	0	2	15	103.3	W	28-25
11/03		Miami	41	30	419	73.2	3	84t	2	1	10	109.7	W	42-23
11/10	at	NY Jets	34	24	297	70.6	3	31	2	2	22	102.2	W	31-27
11/17		Denver	41	22	212	53.7	0	39	1	2	11	58.2	L	8-34
11/24		Indianapolis	30	21	242	70.0	2	28	0	2	8	116.3	W	27-13
12/01	at	San Diego	29	19	232	65.5	4	25	0	2	3	136.0	W	45-7
12/08		NY Jets	42	24	251	57.1	1	19	1	1	3	72.6	W	24-10
12/16	at	Dallas	40	20	178	50.0	0	29	3	0	0	31.0	L	6-12
12/21	at	NY Giants	47	31	301	66.0	2	38	2	2	19	80.2	W	23-22
1996 Season Totals			**623**	**373**	**4086**	**59.9**	**27**	**84t**	**15**	**30**	**190**	**83.7**	**11-5**	
01/05		Pittsburgh	24	14	164	58.3	1	53	2	2	15	58.3	W	28-3
01/12		Jacksonville	33	20	178	60.6	0	38	1	2	17	62.4	W	20-6
01/26		Green Bay	48	25	253	52.1	2	44	4	5	39	46.6	L	21-35
1996 Playoff Totals			**105**	**59**	**595**	**56.2**	**3**	**53**	**7**	**9**	**71**	**54.3**	**2-1**	

1997		Opponent	Att	Cmp	Yds	Pct	TD	Lg	Int	S	Yds	Rating	W/L	Score
08/31		San Diego	39	26	340	66.7	4	40	0	0	0	128.2	W	41-7
09/07	at	Indianapolis	25	15	267	60.0	4	64	0	1	7	149.9	W	31-6
09/14		NY Jets	34	16	162	47.1	2	32	2	0	0	56.3	W	ot 27-24
09/21		Chicago	37	24	301	64.9	2	52	1	2	19	96.8	W	31-3
10/06	at	Denver	41	20	234	48.8	1	44	1	3	23	64.5	L	13-34
10/12		Buffalo	27	14	181	51.9	2	30	1	1	10	82.5	W	33-6
10/19	at	NY Jets	38	24	294	63.2	2	67	1	3	27	93.5	L	19-24
10/27		Green Bay	36	20	268	55.6	1	50	3	2	13	53.9	L	10-28
11/02	at	Minnesota	42	27	313	64.3	2	76	1	3	20	92.7	L	18-23
11/09	at	Buffalo	22	15	200	68.2	1	50	0	3	36	111.9	W	31-10
11/16	at	Tampa Bay	25	13	117	52.0	0	21	2	5	58	31.6	L	7-27
11/23		Miami	26	15	207	57.7	0	51	0	1	8	83.3	W	27-24
11/30		Indianapolis	33	20	204	60.6	2	28	0	2	17	98.5	W	20-17
12/07	at	Jacksonville	35	26	234	74.3	2	27	0	2	7	110.9	W	26-20
12/13		Pittsburgh	36	21	211	58.3	3	49	2	0	0	79.7	L	ot 21-24
12/22	at	Miami	26	18	173	69.2	0	22	1	2	13	71.5	W	14-12
1997 Season Totals			**522**	**314**	**3706**	**60.2**	**28**	**76**	**15**	**30**	**258**	**87.7**	**10-6**	
12/28		Miami	32	16	139	50.0	1	24	0	3	19	72.3	W	17-3
01/03	at	Pittsburgh	44	23	264	52.3	0	39	2	2	20	51.7	L	6-7
1997 Playoff Totals			**76**	**39**	**403**	**51.3**	**1**	**39**	**2**	**5**	**39**	**60.4**	**1-1**	

1998		Opponent	Att	Cmp	Yds	Pct	TD	Lg	Int	S	Yds	Rating	W/L	Score
09/07	at	Denver	32	20	289	62.5	2	55	0	3	31	112.6	L	21-27
09/13		Indianapolis	29	15	218	51.7	1	39	0	0	0	88.0	W	29-6
09/20		Tennessee	30	18	250	60.0	1	51	0	4	22	97.9	W	27-16
10/04	at	New Orleans	35	21	317	60.0	1	43	3	3	26	63.6	W	30-27
10/11		Kansas City	26	17	226	65.4	3	39	0	0	0	131.3	W	40-10
10/19		New York Jets	30	18	206	60.0	1	29	1	4	25	77.9	L	14-24
10/25	at	Miami	33	13	240	39.4	0	54	1	2	15	52.6	L	9-12
11/01	at	Indianapolis	35	22	306	62.9	2	63	1	1	13	98.0	W	21-16
11/08		Atlanta	34	19	229	55.9	1	46	1	5	48	74.3	L	10-41
11/15	at	Buffalo	31	12	180	38.7	1	37	0	3	22	69.3	L	10-13
11/23		Miami	54	28	423	51.9	2	49	2	1	9	74.8	W	26-23
11/29		Buffalo	43	28	246	65.1	3	33	1	4	31	93.8	W	25-21
12/06	at	Pittsburgh	34	21	327	61.8	1	86	3	2	23	66.7	W	23-9
12/13	at	St. Louis	35	11	176	31.4	1	50	1	4	30	46.8	L	18-32
12/20		San Francisco				inactive (fractured right index finger)							W	24-21
12/27	at	New York Jets				inactive (fractured right index finger)							L	10-31
1998 Season Totals			**481**	**263**	**3633**	**54.7**	**20**	**86**	**14**	**36**	**295**	**80.9**	**9-7**	
01/03	at	Jacksonville				inactive (fractured right index finger)							L	10-25

DREW BLEDSOE'S CAREER GAME-BY-GAME CONT.

1999		Opponent	Att	Cmp	Yds	Pct	TD	Lg	Int	S	Yds	Rating	W/L	Score
09/12	at	New York Jets	30	21	340	70.0	1	58t	1	2	14	104.9	W	30-28
09/19		Indianapolis	45	27	299	60.0	4	31	0	1	7	109.4	W	31-28
09/26		NY Giants	28	20	233	71.4	0	45	0	1	10	96.3	W	16-14
10/03	at	Cleveland	43	29	393	67.4	1	54t	0	4	32	104.1	W	19-7
10/10	at	Kansas City	45	23	334	51.1	2	49t	2	3	18	71.9	L	14-16
10/17		Miami	36	17	225	47.2	1	40	1	2	12	65.2	L	30-31
10/24		Denver	22	13	214	59.1	0	67	0	4	22	91.9	W	24-23
10/31	at	Arizona	22	14	276	63.6	4	64t	0	5	32	146.8	W	27-3
11/15		New York Jets	36	15	170	41.7	2	31	3	3	20	40.3	L	17-24
11/21	at	Miami	34	15	201	44.1	1	68t	5	4	26	33.7	L	17-27
11/28	at	Buffalo	34	18	205	52.9	1	45t	1	6	31	68.9	L	7-17
12/05		Dallas	25	14	176	56.0	0	25	2	1	0	44.8	W	13-6
12/12	at	Indianapolis	44	31	379	70.5	1	52	1	5	35	94.8	L	15-20
12/19	at	Philadelphia	49	23	331	46.9	0	41	4	6	43	35.3	L	9-24
12/26		Buffalo	21	10	101	47.6	0	29	0	6	34	61.8	L	10-13
01/02		Baltimore	25	15	108	60.0	1	23	1	2	6	66.8	W	20-3
1999 Season Totals			**539**	**305**	**3985**	**56.6**	**19**	**68t**	**21**	**55**	**342**	**75.6**	**8-8**	

GAMES WITH AT LEAST 50 PASS ATTEMPTS

Date		Opponent	Att	Cmp	Yards	Pct	TD	Lg	Int	W/L		Score
11/13/94		Minnesota	70	45	426	64.3	3	31t	0	W	OT	26-20
12/16/95	at	Pittsburgh	60	39	336	65.0	3	25	1	L		27-41
10/08/95		Denver	56	24	248	42.9	0	33	0	L		3-37
10/09/94		L.A. Raiders	55	23	321	41.8	2	26	3	L		17-21
11/23/98		Miami	54	28	423	51.9	2	49	2	W		26-23
10/02/94		Green Bay	53	29	334	54.7	2	37t	1	W		17-16
09/17/95	at	San Francisco	51	21	241	41.2	0	31	3	L		3-28
09/10/95		Miami	51	25	267	49.0	0	33	2	L		3-20
09/04/94	at	Miami	51	32	421	62.7	4	62t	2	L		35-39
09/18/94	at	Cincinnati	50	30	365	60.0	1	34t	2	W		31-28
01/01/95	at	Cleveland*	50	21	235	42.0	1	21	3	L		13-20

* Playoff Games

GAMES WITH 30 OR MORE PASS COMPLETIONS

Date		Opponent	Att	Cmp	Yards	Pct	TD	Lg	Int	W/L		Score
11/13/94		Minnesota	70	45	426	64.3	3	31t	0	W	OT	26-20
12/16/95	at	Pittsburgh	60	39	336	65.0	3	25	1	L		27-41
10/27/96		Buffalo	45	32	373	71.1	1	42	0	W		28-25
09/04/94	at	Miami	51	32	421	62.7	4	62t	2	L		35-39
12/12/99	at	Indianapolis	44	31	379	70.5	1	52t	1	L		15-20
12/21/96	at	NY Giants	47	31	301	66.0	2	38	2	W		23-22
11/03/96		Miami	41	30	419	73.2	3	84t	2	W		42-23
09/18/94	at	Cincinnati	50	30	365	60.0	1	34t	2	W		31-28
09/03/95		Cleveland	47	30	302	63.8	0	32	0	W		17-14

300-YARD GAMES

Date	Opponent	Att	Cmp	Yards	Pct	TD	Lg	Int	W/L	Score
11/13/94	Minnesota	70	45	426	64.3	3	31t	0	W	OT 26-20
11/23/98	Miami	54	28	423	51.9	2	49	2	W	26-23
09/04/94	at Miami	51	32	421	62.7	4	62t	2	L	35-39
11/03/96	Miami	41	30	419	73.2	3	84t	2	W	42-23
10/03/99	at Cleveland	43	29	393	67.4	1	54t	0	W	19-7
09/11/94	Buffalo	42	26	380	61.9	3	32	2	L	35-38
12/12/99	at Indianapolis	44	31	379	70.5	1	52t	1	L	15-20
10/27/96	Buffalo	45	32	373	71.1	1	42	0	W	28-25
09/18/94	at Cincinnati	50	30	365	60.0	1	34t	2	W	31-28
09/12/99	at New York Jets	30	21	340	70.0	1	58t	1	W	30-28
08/31/97	San Diego	39	26	340	66.7	4	40	0	W	41-7
12/16/95	at Pittsburgh	60	39	336	65.0	3	25	1	L	27-41
10/10/99	at Kansas City	45	23	334	51.1	2	49t	2	L	14-16
10/02/94	Green Bay	53	29	334	54.7	2	37t	1	W	17-16
12/19/99	at Philadelphia	49	23	331	46.9	0	41	4	L	9-24
01/02/93	Miami	43	27	329	62.8	4	42	1	W	OT 33-27
12/06/98	at Pittsburgh	34	21	327	61.8	1	86t	3	W	23-9
10/09/94	L.A. Raiders	55	23	321	41.8	2	26	3	L	17-21
10/04/98	at New Orleans	35	21	317	60.0	1	43	3	W	30-27
11/02/97	at Minnesota	42	27	313	64.3	2	76	1	L	18-23
10/06/96	at Baltimore	39	25	310	64.1	4	35	0	W	46-38
11/01/98	at Indianapolis	35	22	306	62.9	2	63t	1	W	21-16
09/03/95	Cleveland	47	30	302	63.8	0	32	0	W	17-14
09/21/97	Chicago	37	24	301	64.9	2	52t	1	W	31-3
12/21/96	at NY Giants	47	31	301	66.0	2	38	2	W	23-22

70% COMPLETION PERCENTAGE GAMES

Date	Opponent	Att	Cmp	Yards	Pct	TD	Lg	Int	W/L	Score
12/26/93	Indianapolis	11	9	143	81.8	2	30	0	W	38-0
12/07/97	at Jacksonville	35	26	234	74.3	2	27	0	W	26-20
11/03/96	Miami	41	30	419	73.2	3	84t	2	W	42-23
11/27/94	at Indianapolis	36	26	271	72.2	0	37	1	W	12-10
09/26/99	NY Giants	28	20	233	71.4	0	45	0	W	16-14
10/27/96	Buffalo	45	32	373	71.1	1	42	0	W	28-25
12/18/94	at Buffalo	31	22	276	71.0	3	34	0	W	41-17
11/10/96	at NY Jets	34	24	297	70.6	3	31	2	W	31-27
12/12/99	at Indianapolis	44	31	379	70.5	1	52t	1	L	15-20
09/12/99	at New York Jets	30	21	340	70.0	1	58t	1	W	30-28
11/24/96	Indianapolis	30	21	242	70.0	2	28	0	W	27-13

NO INTERCEPTION, NO SACK GAMES

Date	Opponent	Att	Cmp	Yards	Pct	TD	Lg	Int	W/L	Score
10/11/98	Kansas City	26	17	226	65.4	3	39	0	W	40-10
09/13/98	Indianapolis	29	15	218	51.7	1	39	0	W	29-6
08/31/97	San Diego	39	26	340	66.7	4	40	0	W	41-7
10/20/96	at Indianapolis	24	14	142	58.3	1	24	0	W	27-9
10/06/96	at Baltimore	39	25	310	64.1	4	35	0	W	46-38
11/05/95	at N.Y. Jets	27	13	173	48.1	0	35	0	W	20-7
10/29/95	Carolina	44	22	228	50.0	0	21	0	L	OT 17-20
10/23/95	Buffalo	40	23	262	57.5	1	35	0	W	27-14
09/03/95	Cleveland	47	30	302	63.8	0	32	0	W	17-14
12/18/94	at Buffalo	31	22	276	71.0	3	34	0	W	41-17
11/13/94	Minnesota	70	45	426	64.3	3	31t	0	W	OT 26-20
12/26/93	Indianapolis	11	9	143	81.8	2	30	0	W	38-0
12/12/93	Cincinnati	22	11	106	50.0	1	18	0	W	7-2

Note: Patriots are 30-7 in games when Bledsoe is not intercepted and 16-5 in games when he is not sacked.

3 OR MORE TOUCHDOWN COMPLETIONS

Date	Opponent	Att	Cmp	Yards	Pct	TD	Lg	Int	W/L	Score
10/31/99	at Arizona	22	14	276	63.6	4	64t	0	W	27-3
09/19/99	Indianapolis	45	27	299	60.0	4	31	0	W	31-28
09/07/97	at Indianapolis	25	15	267	60.0	4	64	0	W	31-6
08/31/97	San Diego	39	26	340	66.7	4	40	0	W	41-7
12/01/96	at San Diego	29	19	232	65.5	4	25	0	W	45- 7
10/06/96	at Baltimore	39	25	310	64.1	4	35	0	W	46-38
09/04/94	at Miami	51	32	421	62.7	4	62t	2	L	35-39
01/02/94	Miami	43	27	329	62.8	4	42	1	W	OT 33-27
11/29/98	Buffalo	43	28	246	65.1	3	33	1	W	25-21
10/11/98	Kansas City	26	17	226	65.4	3	39	0	W	40-10
12/13/97	Pittsburgh	36	21	211	58.3	3	49	2	L	OT 21-24
11/10/96	at NY Jets	34	24	297	70.6	3	31	2	W	31-27
11/03/96	Miami	41	30	419	73.2	3	84t	2	W	42-23
12/18/94	at Buffalo	31	22	276	71.0	3	34	0	W	41-17
12/16/95	at Pittsburgh	60	39	336	65.0	3	25	1	L	27-41
11/26/95	at Buffalo	45	21	263	46.7	3	22	3	W	35-25
11/13/94	Minnesota	70	45	426	64.3	3	31t	0	W	OT 26-20
09/11/94	Buffalo	42	26	380	61.9	3	32	2	L	35-38

THE RATING GAME

Date	Opponent	Att	Cmp	Yds	TD	Int	Rating	W/L	Score
12/26/93	Indianapolis	11	9	143	2	0	185.0	W	38- 0
09/07/97	at Indianapolis	25	15	267	4	0	149.9	W	31- 6
10/31/99	at Arizona	22	14	276	4	0	146.8	W	27- 3
12/01/96	at San Diego	29	19	232	4	0	136.0	W	45- 7
10/11/98	Kansas City	26	17	226	3	0	131.3	W	40-10
12/18/94	at Buffalo	31	22	276	3	0	130.6	W	41-17
08/31/97	San Diego	39	26	340	4	0	128.2	W	41-7
10/06/96	at Baltimore	39	25	310	4	0	122.8	W	46-38
11/24/96	Indianapolis	30	21	242	2	0	116.3	W	27-13
09/07/98	at Denver	32	20	289	2	0	112.6	L	21-27
11/09/97	at Buffalo	22	15	200	1	0	111.9	W	31-10
12/07/97	at Jacksonville	35	26	234	2	0	110.9	W	26-20
11/12/95	at Miami	25	14	209	2	0	110.3	W	34-17
11/03/96	Miami	41	30	419	3	2	109.7	W	42-23
09/19/99	Indianapolis	45	27	299	4	0	109.4	W	31-28
01/02/94	Miami	43	27	329	4	1	107.6	W	33-27
09/15/96	Arizona	35	21	221	3	0	107.0	W	31- 0
09/12/99	at NY Jets	30	21	340	1	1	104.9	W	30-28
10/03/99	at Cleveland	43	29	393	1	0	104.1	W	19- 7
10/27/96	Buffalo	45	32	373	1	0	103.3	W	28-25
11/10/96	at NY Jets	34	24	297	3	2	102.2	W	31-27

GAMES WITH LESS THAN 25 ATTEMPTS

Date	Opponent	Att	Cmp	Yards	Pct	TD	Lg	Int	W/L	Score
12/26/93	Indianapolis	11	9	143	81.8	2	30	0	W	38-0
11/07/93	Buffalo*	16	8	96	50.0	0	26	0	L	OT 10-13
10/10/93	at Phoenix*	17	8	85	47.1	1	20	0	W	23-21
11/28/93	NY Jets	18	10	134	55.6	0	24	1	L	0-6
12/26/99	Buffalo	21	10	101	47.6	0	29	0	L	OT 10-13
10/31/99	at Arizona	22	14	276	63.6	4	64t	0	W	27- 3
10/24/99	Denver	22	13	214	59.1	0	67	0	W	24-23
11/09/97	at Buffalo	22	15	200	68.2	1	50	0	W	31-10
12/12/93	Cincinnati	22	11	106	50.0	1	18	0	W	7-2
10/20/96	at Indianapolis	24	14	142	58.3	1	24	0	W	27-9
01/05/97	Pittsburgh	24	14	164	58.3	1	53	2	W	28-3

** played just one half*

GAMES WITH LESS THAN 15 COMPLETIONS

Date	Opponent	Att	Cmp	Yards	Pct	TD	Lg	Int	W/L	Score
11/07/93	Buffalo*	16	8	96	50.0	0	26	0	L	OT 10-13
10/10/93	at Phoenix*	17	8	85	47.1	1	20	0	W	23-21
12/26/93	Indianapolis	11	9	143	81.8	2	30	0	W	38-0
12/26/99	Buffalo	21	10	101	47.6	0	29	0	L	OT 10-13
11/28/93	NY Jets	18	10	134	55.6	0	24	1	L	0-6
12/13/98	at St. Louis	35	11	176	31.4	1	50	1	L	18-32
12/10/95	NY Jets	36	11	178	30.6	1	43	1	W	31-28
12/12/93	Cincinnati	22	11	106	50.0	1	18	0	W	7-2
11/15/98	at Buffalo	31	12	180	38.7	1	37t	0	L	10-13
10/24/99	Denver	22	13	214	59.1	0	67	0	W	24-23
11/05/95	at NY Jets	27	13	173	48.1	0	35	0	W	20-7
11/16/97	at Tampa Bay	25	13	117	52.0	0	21	2	L	7-27
10/25/98	at Miami	33	13	240	39.4	0	54	1	L	OT 9-12
12/05/99	Dallas	25	14	176	56.0	0	25	2	W	13-6
10/31/99	at Arizona	22	14	276	63.6	4	64t	0	W	27- 3
10/12/97	Buffalo	27	14	181	51.9	2	30	1	W	33-6
01/05/97	Pittsburgh	24	14	164	58.3	1	53	2	W	28-3
10/20/96	at Indianapolis	24	14	142	58.3	1	24	0	W	27-9
11/12/95	at Miami	25	14	209	56.0	2	47t	0	W	34-17
09/05/93	at Buffalo	30	14	148	46.7	2	54t	1	L	14-38

** played just one half*

GAMES WITH LESS THAN 150 YARDS

Date	Opponent	Att	Cmp	Yards	Pct	TD	Lg	Int	W/L	Score
10/10/93	at Phoenix*	17	8	85	47.1	1	20	0	W	23-21
11/07/93	Buffalo*	16	8	96	50.0	0	26	0	L	OT 10-13
12/26/99	Buffalo	21	10	101	47.6	0	29	0	L	OT 10-13
12/12/93	Cincinnati	22	11	106	50.0	1	18	0	W	7- 2
01/02/00	Baltimore	25	15	108	60.0	1	23	1	W	20- 3
11/16/97	at Tampa Bay	25	13	117	52.0	0	21	2	L	7-27
10/30/94	Miami	33	16	125	48.5	0	15	3	L	3-23
11/28/93	NY Jets	18	10	134	55.6	0	24	1	L	0- 6
12/28/97	Miami	32	16	139	50.0	1	24	0	W	17- 3
10/20/96	at Indianapolis	24	14	142	58.3	1	24	0	W	27- 9
12/26/93	Indianapolis	11	9	143	81.8	2	30	0	W	38- 0
09/05/93	at Buffalo	30	14	148	46.7	2	54t	1	L	14-38

** played just one half*

GAMES WITH COMPLETION PERCENTAGE BELOW 45%

Date	Opponent	Att	Cmp	Yards	Pct	TD	Lg	Int	W/L	Score
12/10/95	NY Jets	36	11	178	30.6	1	43	1	W	31-28
12/13/98	at St. Louis	35	11	176	31.4	1	50	1	L	18-32
12/05/93	at Pittsburgh	48	18	296	37.5	1	48	5	L	14-17
11/15/98	at Buffalo	31	12	180	38.7	1	37	0	L	10-13
10/25/98	at Miami	33	13	240	39.4	0	54	1	L	OT 9-12
12/19/93	at Cleveland	47	19	210	40.4	1	24	1	W	20-17
11/15/99	NY Jets	36	15	170	41.7	2	31	3	L	17-24
09/17/95	at San Francisco	51	21	241	41.2	0	31	3	L	3-28
10/09/94	L.A. Raiders	55	23	321	41.8	2	26	3	L	17-21
01/01/95	at Cleveland*	50	21	235	42.0	1	21	3	L	13-20
10/08/95	Denver	56	24	248	42.9	0	33	0	L	3-37
11/21/99	at Miami	34	15	201	44.1	1	68t	5	L	17-27

** playoff game*

THE LONGEST YARDS

In his first four years in the league, Bledsoe completed four passes of 50 yards or more. In the last three years, he has 19 passes of 50 yards or more.

Yards	Receiver	Opponent	Date
86 td	Terry Glenn	at Pittsburgh	12/06/98
84 td	Ben Coates	Miami	11/03/96
76	Shawn Jefferson	at Minnesota	11/02/97
68 td	Shawn Jefferson	at Miami	11/21/99
67	Terry Glenn	Denver	10/24/99
67	Troy Brown	at N.Y. Jets	10/19/97
64 td	Shawn Jefferson	at Arizona	10/31/99
64	Shawn Jefferson	at Indianapolis	09/07/97
63 td	Tony Simmons	at Indianapolis	11/01/98
62 td	Ben Coates	at Miami	09/04/94
58 td	Tony Simmons	at N.Y. Jets	09/12/99
55	Shawn Jefferson	at Denver	09/07/98
54 td	Terry Glenn	at Cleveland	10/03/99
54	Shawn Jefferson	at Miami	10/25/98
54 td	Ben Coates	at Buffalo	09/05/93
53 td	Terry Glenn	Pittsburgh	01/05/97
52	Terry Glenn	at Indianapolis	12/12/99
52	Troy Brown	at Denver	09/07/98
52 td	Troy Brown	Chicago	09/21/97
51 td	Terry Glenn	Tennessee	09/20/98
51	Keith Byars	Miami	11/23/97
50	Shawn Jefferson	at St. Louis	12/13/98
50	Troy Brown	at Buffalo	11/09/97
50	Terry Glenn	Green Bay	10/27/97
49 td	Terry Glenn	at Kansas City	10/10/99
49	Tony Carter	Miami	11/23/98
49 td	David Meggett	Pittsburgh	12/13/97
49	Terry Glenn	Green Bay	10/27/97
48	Michael Timpson	at Pittsburgh	12/05/93
47	Tony Simmons	at Miami	10/25/98
47 td	Vincent Brisby	at Miami	11/12/95
46	Robert Edwards	Miami	11/23/98
46	Shawn Jefferson	Atlanta	11/08/98
45 td	Terry Glenn	at Buffalo	11/28/99
45	Terry Glenn	N.Y. Giants	09/26/99
45	Terry Glenn	at N.Y. Jets	09/12/99
44	Keith Byars	Denver	10/06/97
44	Ray Crittenden	at N.Y. Jets	09/26/93
43	Terry Glenn	at Pittsburgh	12/06/98
43	Tony Simmons	Atlanta	11/08/98
43	Terry Glenn	at New Orleans	10/04/98
43	Derrick Cullors	at New Orleans	10/04/98
43	Vincent Brisby	N.Y. Jets	12/10/95
43	Vincent Brisby	Indianapolis	12/11/94
43	Vincent Brisby	at Detroit	09/25/94
42	Shawn Jefferson	Buffalo	10/27/96
42	Ben Coates	Miami	01/02/94
41	Shawn Jefferson	at Philadelphia	12/19/99
41	Terry Glenn	at Cleveland	10/03/99
41	Curtis Martin	Miami	11/03/96
40	Vincent Brisby	Miami	10/17/99
40	Terry Glenn	at Buffalo	11/09/97
40	Terry Glenn	San Diego	08/31/97
40 td	Ray Crittenden	at Miami	11/21/93
39	Tony Simmons	at Kansas City	10/10/99
39	Troy Brown	Kansas City	10/11/98
39	Robert Edwards	Indianapolis	09/13/98
39	Shawn Jefferson	Denver	11/17/96
39	Ben Coates	at N.Y. Jets	10/16/94
38	Terry Allen	at Arizona	10/31/99
38	Shawn Jefferson	Miami	11/23/98
38	Shawn Jefferson	Indianapolis	09/13/98
38	Shawn Jefferson	Jacksonville	01/12/97
38	Leonard Russell	Detroit	09/12/93
37	Troy Brown	at Philadelphia	12/19/99
37 td	Tony Simmons	at Buffalo	11/15/98
37 td	Terry Glenn	at Buffalo	09/08/96
37 td	Hason Graham	N.Y. Jets	12/10/95
37	Michael Timpson	at Chicago	12/24/94
37	Ben Coates	Indianapolis	12/11/94
37	Michael Timpson	at Indianapolis	11/27/94
37 td	Vincent Brisby	Green Bay	10/02/94
36 td	Terry Glenn	at Arizona	10/31/99
36	Shawn Jefferson	at Miami	10/25/98
36 td	Michael Timpson	Miami	01/02/94
35	Terry Glenn	at Indianapolis	12/12/99
35 td	Shawn Jefferson	at Arizona	10/31/99
35	Troy Brown	at St. Louis	12/13/98
35	Terry Glenn	at New Orleans	10/04/98
35	Ben Coates	San Diego	08/31/97
35	Shawn Jefferson	San Diego	08/31/97
35 td	Shawn Jefferson	at Baltimore	10/06/96
35	Vincent Brisby	at N.Y. Jets	11/05/95
35	Ben Coates	Buffalo	10/23/95

BLEDSOE VS. THE AFC EAST

BUFFALO BILLS (7-7)

Date		Opponent	Att	Cmp	Yards	Pct	TD	Lg	Int	W/L	Score
09/05/93	at	Buffalo	30	14	148	46.7	2	54t	1	L	14-38
11/07/93		Buffalo	16	8	96	50.0	0	26	0	L	ot 10-13
09/11/94		Buffalo	42	26	380	61.9	3	32	2	L	35-38
12/18/94	at	Buffalo	31	22	276	71.0	3	34	0	W	41-17
10/23/95		Buffalo	40	23	262	57.5	1	35	0	W	27-14
11/26/95	at	Buffalo	45	21	263	46.7	3	22	3	W	35-25
09/08/96	at	Buffalo	46	21	210	45.7	1	37t	0	L	10-17
10/27/96		Buffalo	45	32	373	71.1	1	42	0	W	28-25
10/12/97		Buffalo	27	14	181	51.9	2	30	1	W	33-6
11/09/97	at	Buffalo	22	15	200	68.2	1	50	0	W	31-10
11/15/98	at	Buffalo	31	12	180	38.7	1	37	0	L	10-13
11/29/98		Buffalo	43	28	246	65.1	3	33	1	W	25-21
11/28/99	at	Buffalo	34	18	205	52.9	1	45t	1	L	7-17
12/26/99		Buffalo	21	10	101	47.6	0	29	0	L	10-13
14-Game Totals			**473**	**264**	**3121**	**55.8**	**22**	**54t**	**9**		**7-7**

INDIANAPOLIS COLTS (10-3)

Date		Opponent	Att	Cmp	Yards	Pct	TD	Lg	Int	W/L	Score
12/26/93		Indianapolis	11	9	143	81.8	2	30	0	W	38-0
11/27/94	at	Indianapolis	36	26	271	72.2	0	37	1	W	12-10
12/11/94		Indianapolis	45	25	277	55.6	2	43	4	W	28-18
11/19/95		Indianapolis	39	20	180	51.3	0	19	0	L	10-24
12/23/95	at	Indianapolis	37	17	186	45.9	1	31t	3	L	7-10
10/20/96	at	Indianapolis	24	14	142	58.3	1	24	0	W	27-9
11/24/96		Indianapolis	30	21	242	70.0	2	28	0	W	27-13
09/07/97	at	Indianapolis	25	15	267	60.0	4	64	0	W	31-6
11/30/97		Indianapolis	33	20	204	60.6	2	28	0	W	20-17
09/13/98		Indianapolis	29	15	218	51.7	1	39	0	W	29-6
11/01/98	at	Indianapolis	35	22	306	62.9	2	63	1	W	21-16
09/19/99		Indianapolis	45	27	299	60.0	4	31	0	W	31-28
12/12/99	at	Indianapolis	44	31	379	70.5	1	52	1	L	15-20
13-Game Totals			**433**	**262**	**3114**	**60.5**	**22**	**64**	**10**		**10-3**

MIAMI DOLPHINS (7-8)

Date		Opponent	Att	Cmp	Yards	Pct	TD	Lg	Int	W/L	Score
11/21/93	at	Miami	42	23	275	54.8	1	40t	1	L	13-17
01/02/94		Miami	43	27	329	62.8	4	42	1	W	33-27
09/04/94	at	Miami	51	32	421	62.7	4	62t	2	L	35-39
10/30/94		Miami	33	16	125	48.5	0	15	3	L	3-23
09/10/95		Miami	51	25	267	49.0	0	33	2	L	3-20
11/12/95	at	Miami	25	14	209	56.0	2	47t	0	W	34-17
09/01/96	at	Miami	38	19	221	50.0	1	29	2	L	10-24
11/03/96		Miami	41	30	419	73.2	3	84t	2	W	42-23
11/23/97		Miami	26	15	207	57.7	0	51	0	W	27-24
12/22/97	at	Miami	26	18	173	69.2	0	22	1	W	14-12
12/28/97		Miami+	32	16	139	50.0	1	24	0	W	17-3
10/25/98	at	Miami	33	13	240	39.4	0	54	1	L	9-12
11/23/98		Miami	54	28	423	51.9	2	49	2	W	26-23
10/17/99		Miami	36	17	225	47.2	1	40	1	L	30-31
11/21/99	at	Miami	34	15	201	44.1	1	68t	5	L	17-27
15-Game Totals			**565**	**308**	**3874**	**54.5**	**20**	**68t**	**23**		**7-8**

+ playoff game

NEW YORK JETS (7-6)

Date		Opponent	Att	Cmp	Yards	Pct	TD	Lg	Int	W/L	Score
09/26/93	at	N.Y. Jets	42	19	195	45.2	0	44	2	L	7-45
11/28/93		N.Y. Jets	18	10	134	55.6	0	24	1	L	0-6
10/16/94	at	N.Y. Jets	41	22	242	53.7	1	39	1	L	17-24
12/04/94		N.Y. Jets	34	19	199	55.9	1	20	1	W	24-13
11/05/95	at	N.Y. Jets	27	13	173	48.1	0	35	0	W	20- 7
12/10/95		N.Y. Jets	36	11	178	30.6	1	43	1	W	31-28
11/10/96	at	N.Y. Jets	34	24	297	70.6	3	31	2	W	31-27
12/08/96		N.Y. Jets	42	24	251	57.1	1	19	1	W	34-10
09/14/97		N.Y. Jets	34	16	162	47.1	2	32	2	W	OT 27-24
10/19/97	at	N.Y. Jets	38	24	294	63.2	2	67	1	L	19-24
10/19/98		N.Y. Jets	30	18	206	60.0	1	29	1	L	14-24
12/27/98	at	N.Y. Jets				inactive				L	10-31
09/12/99	at	N.Y. Jets	30	21	340	70.0	1	58t	1	W	30-28
11/15/99		N.Y. Jets	36	15	170	41.7	2	31	3	L	17-24
13-Game Totals			**442**	**236**	**2841**	**53.4**	**15**	**67**	**17**		**7-6**

BLEDSOE VS. THE NFL

Date	Opponent	Att	Cmp	Yards	Pct	TD	Lg	Int	W/L	Score
10/10/93	at Phoenix*	17	8	85	47.1	1	20	0	W	23-21
09/15/96	Arizona	35	21	221	60.0	3	23	0	W	31-0
10/31/99	at Arizona	22	14	276	63.6	4	64t	0	W	27-3
3-Game Totals		**74**	**44**	**582**	**59.5**	**8**	**64t**	**0**		**3-0**
11/08/98	**Atlanta**	**34**	**19**	**229**	**55.9**	**1**	**46**	**1**	**L**	**10-41**
10/06/96	at Baltimore	39	25	310	64.1	4	35	0	W	46-38
01/02/99	Baltimore	25	15	108	60.0	1	23	1	W	20-3
2-Game Totals		**64**	**40**	**418**	**62.5**	**5**	**35**	**1**		**2-0**
10/29/95	**Carolina**	**44**	**22**	**228**	**50.0**	**0**	**21**	**0**	**L**	**OT 17-20**
12/24/94	at Chicago	38	23	277	60.5	1	37	1	W	13-3
09/21/97	Chicago	37	24	301	64.9	2	52	1	W	31-3
2-Game Totals		**75**	**47**	**578**	**62.7**	**3**	**52**	**2**		**2-0**
12/12/93	Cincinnati	22	11	106	50.0	1	18	0	W	7- 2
09/18/94	at Cincinnati	50	30	365	60.0	1	34t	2	W	31-28
2-Game Totals		**72**	**41**	**471**	**56.9**	**2**	**34t**	**2**		**2-0**
09/03/95	Cleveland	47	30	302	63.8	0	32	0	W	17-14
11/06/94	at Cleveland	43	20	166	46.5	0	20	4	L	6-13
12/19/93	at Cleveland	47	19	210	40.4	1	24	1	W	20-17
01/01/95	at Cleveland+	50	21	235	42.0	1	21	3	L	13-20
10/03/99	at Cleveland	43	29	393	67.4	1	54t	0	W	19-7
5-Game Totals		**230**	**119**	**1306**	**51.7**	**3**	**54t**	**8**		**3-2**
12/15/96	at Dallas	40	20	178	50.0	0	29	3	L	6-12
12/05/99	Dallas	25	14	176	56.0	0	25	2	W	13-6
2-Game Totals		**65**	**34**	**354**	**52.3**	**0**	**29**	**5**		**1-1**
10/08/95	Denver	56	24	248	42.9	0	33	0	L	3-37
11/17/96	Denver	41	22	212	53.7	0	39	1	L	8-34
10/06/97	at Denver	41	20	234	48.8	1	44	1	L	13-34
09/07/98	at Denver	32	20	289	62.5	2	55	0	L	21-27
10/24/99	Denver	22	13	214	59.1	0	67	0	W	24-23
5-Game Totals		**192**	**99**	**1197**	**51.6**	**3**	**67**	**2**		**1-4**
09/25/94	at Detroit	33	21	251	63.6	1	43	0	W	23-17
09/12/93	Detroit	49	28	239	57.1	1	38	1	L	OT 16-19
2-Game Totals		**82**	**49**	**490**	**59.8**	**2**	**43**	**1**		**1-1**
10/02/94	Green Bay	53	29	334	54.7	2	37t	1	W	17-16
01/26/96	**Green Bay++**	**48**	**25**	**253**	**52.1**	**2**	**44**	**4**	**L**	**21-35**
10/27/97	Green Bay	36	20	268	55.6	1	50	3	L	10-28
3-Game Totals		**137**	**74**	**855**	**54.0**	**5**	**50**	**8**		**1-2**
10/15/95	at Kansas City	47	25	237	53.2	2	22t	1	L	26-31
10/11/98	Kansas City	26	17	226	65.4	3	39	0	W	40-10
10/10/99	at Kansas City	45	23	334	51.1	2	49t	2	L	14-16
3-Game Totals		**118**	**65**	**797**	**55.1**	**7**	**49t**	**3**		**1-2**
09/22/96	Jacksonville	44	27	255	61.4	1	32	1	W	OT 28-25
01/12/96	Jacksonville+	33	20	178	60.6	0	38	1	W	20- 6
12/07/97	at Jacksonville	35	26	234	74.3	2	27	0	W	26-20
01/03/98	at Jacksonville+					inactive			L	10-25
3-Game Totals		**112**	**73**	**667**	**65.2**	**3**	**38**	**2**		**3-0**

BLEDSOE VS. THE NFL

Oate		Opponent	Att	Cmp	Yards	Pct	TO	Lg	Int	W/L	Score
11/13/94		Minnesota	70	45	426	64.3	3	31t	0	W	OT 26-20
11/02/97	at	Minnesota	42	27	313	64.3	2	76	1	L	18-23
2-Game Totals			**112**	**72**	**739**	**64.3**	**5**	**76**	**1**		**1-1**
12/03/95		New Orleans	31	18	197	58.1	0	27	2	L	17-31
10/04/98	at	New Orleans	35	21	317	60.0	1	43	3	W	30-27
2-Game Totals			**66**	**39**	**514**	**59.0**	**1**	**43**	**5**		**1-1**
12/21/96	at	NY Giants	47	31	301	66.0	2	38	2	W	23-22
09/26/99		NY Giants	28	20	233	71.4	0	45	0	W	16-14
2-Games Totals			**75**	**51**	**531**	**68.0**	**2**	**45**	**2**		**2-0**
10/09/94		**L.A. Raiders**	**55**	**23**	**321**	**41.8**	**2**	**26**	**3**	**L**	**17-21**
12/19/99	**at**	**Philadelphia**	**49**	**23**	**331**	**46.9**	**0**	**41**	**4**	**L**	**9-24**
12/05/93	at	Pittsburgh	48	18	296	37.5	1	48	5	L	14-17
12/16/95	at	Pittsburgh	60	39	336	65.0	3	25	1	L	27-41
01/05/97		Pittsburgh+	24	14	164	58.3	1	53	2	W	28- 3
12/13/97		Pittsburgh	36	21	211	58.3	3	49	2	L	OT 21-24
01/03/98	at	Pittsburgh+	44	23	264	52.3	0	39	2	L	6-7
12/06/98	at	Pittsburgh	34	21	327	61.8	1	86	3	W	23-9
6-Game Totals			**246**	**136**	**1598**	**55.3**	**9**	**86**	**15**		**2-4**
11/20/94		San Diego	36	21	224	58.3	1	27t	2	W	23-17
12/01/96	at	San Diego	29	19	232	65.5	4	25	0	W	45-7
08/31/97		San Diego	39	26	340	66.7	4	40	0	W	41-7
3-Game Totals			**104**	**66**	**796**	**63.5**	**9**	**40**	**2**		**3-0**
09/17/95	**at**	**San Francisco**	**51**	**21**	**241**	**41.2**	**0**	**31**	**3**	**L**	**3-28**
12/13/98	**at**	**St. Louis**	**35**	**11**	**176**	**31.4**	**1**	**50**	**1**	**L**	**18-32**
09/19/93		**Seattle**	**44**	**20**	**238**	**45.5**	**1**	**25**	**2**	**L**	**14-17**
11/16/97	**at**	**Tampa Bay**	**25**	**13**	**117**	**52.0**	**0**	**21**	**2**	**L**	**7-27**
09/20/98		**Tennessee**	**30**	**18**	**250**	**60.0**	**1**	**51**	**0**	**W**	**27-16**
10/13/96		**Washington**	**48**	**23**	**222**	**47.9**	**0**	**34**	**1**	**L**	**22-27**

*** missed second half due to injury** **+ playoff game** **++ Super Bowl**

BLEDSOE'S REGULAR SEASON BREAKDOWN

Home & Away

	G	Att	Comp	Yards	Pct	TD	Lg	Int	Sacks	Yards	W-L
Home	54	1993	1120	12,826	56.2	72	84	53	89	484	33-21
Away	52	1928	1072	13,140	55.6	75	86	70	123	667	25-27
Season Totals	**106**	**3921**	**2192**	**25,966**	**55.8**	**147**	**86**	**123**	**212**	**1151**	**58-48**

By Division

Division	G	Att	Comp	Yards	Pct	TD	Lg	Int	Sacks	Yards	W-L
AFC East	54	1881	1054	12,811	56.0	78	84t	59	103	721	30-24
AFC Central	15	603	349	3,869	57.9	21	86	20	23	143	11-4
AFC West	13	513	273	3,349	53.2	22	67	12	28	193	5-8
AFC Totals	**82**	**2997**	**1676**	**20,029**	**55.9**	**121**	**86**	**91**	**154**	**1057**	**46-36**

Division	G	Att	Comp	Yards	Pct	TD	Lg	Int	Sacks	Yards	W-L
NFC East	9	311	174	2,023	55.9	10	64t	12	21	144	6-3
NFC Central	9	383	230	2,526	60.1	13	76	10	19	160	5-4
NFC West	6	230	102	1,388	44.3	3	50	10	18	132	1-5
NFC Totals	**24**	**924**	**506**	**5937**	**54.8**	**26**	**76**	**32**	**58**	**436**	**12-12**

By Month

Month	G	Att	Comp	Yards	Pct	TD	Lg	Int	Sacks	Yards	W-L
August	1	39	26	340	66.7	4	40	0	0	0	1-0
September	24	943	530	6,313	56.2	36	64	24	47	297	13-11
October	26	976	529	6,537	54.2	34	67	24	57	423	11-15
November	28	992	565	6,588	57.0	36	84	34	63	480	15-13
December	25	903	500	5,751	55.4	32	86	39	43	287	15-10
January	2	68	42	437	61.8	5	42	2	2	6	2-0

NFL'S YOUNGEST PRO BOWL QUARTERBACKS

Although Dan Marino holds the distinction of being the youngest quarterback selected to the Pro Bowl, Drew Bledsoe is the youngest quarterback to have actually played in a Pro Bowl. Marino, who was voted to start for the AFC squad as a rookie following the 1983 season, missed the game due to a knee injury. The 10 youngest quarterbacks selected to play in the Pro Bowl are listed below. The year represents the year of the Pro Bowl game, not of the previously concluded season.

Quarterback, Team	Year	Age
Dan Marino, Miami*	1984	22 yrs., 4 months, 14 days
Drew Bledsoe, Patriots	**1995**	**22 yrs., 11 months, 22 days**
Brett Favre, Green Bay	1993	23 yrs., 3 months, 28 days
Dan Marino, Miami	1985	23 yrs., 4 months, 12 days
Bernie Kosar, Cleveland#	1988	24 yrs., 2 months, 13 days
Brett Favre, Green Bay	1994	24 yrs., 3 months, 27 days
Mike Boryla, Philadelphia	1976	24 yrs., 10 months, 20 days
Pat Haden, L.A. Rams	1978	25 years to the date
Greg Landry, Detroit	1972	25 yrs., 1 month, 5 days
Ken O'Brien, N.Y. Jets	1986	25 yrs., 2 months, 6 days

* did not play due to an injury
# named to squad by AFC coaching staff as a "need" player

YOUNGEST TO REACH 10,000 YARD PASSING PLATEAU

At the age of 23, Drew Bledsoe became the youngest player in NFL history to reach the 10,000-yard passing plateau, surpassing the pace set by Dan Marino in 1985. The youngest quarterbacks to reach the 10,000-yard passing milestone are listed below.

Quarterback, Team	Age	Date	Games
Drew Bledsoe, Patriots	**23 yrs, 299 days**	**12/10/95**	**42**
Dan Marino, Miami	24 yrs, 63 days	11/17/85	38
Bernie Kosar, Cleveland	25 yrs, 9 days	12/04/88	48
Brett Favre, Green Bay	25 yrs, 69 days	12/18/94	48

NO PEER PRESSURE

Bledsoe is one of 10 quarterbacks to be drafted first overall since the AFL/NFL merger in 1970. Through seven seasons, Bledsoe has thrown for 4,771 yards and 27 touchdowns more than the next closest competitor — 1983 first-round draft choice John Elway. Below is a comparison of how each of the quarterbacks fared in their first seven years. They are listed in order of total passing yards:

Quarterback	Years	G	Att	Cmp	Pct	Yards	TD	Int	Rating
Drew Bledsoe	**1993-99**	**106**	**3921**	**2192**	**55.9**	**25,966**	**147**	**123**	**75.7**
John Elway	1983-89	100	3070	1665	54.2	21,195	120	114	73.6
Troy Aikman	1989-95	98	2713	1704	62.8	19,607	98	85	83.5
Jeff George	1990-96	87	2712	1588	58.6	18,126	91	78	77.9
Vinny Testaverde	1987-93	86	2390	1256	52.6	16,617	91	121	66.4
Steve Bartkowski	1975-81	84	2256	1181	52.3	15,502	108	114	69.2
Jim Plunkett	1971-77	87	1994	983	49.3	13,217	84	117	60.4
Terry Bradshaw	1970-76	83	1705	846	49.6	10,756	76	99	60.4
Peyton Manning	1998-99	32	1108	657	59.3	7,874	52	43	80.6
Tim Couch	1999	15	399	223	55.9	2,447	15	13	73.2

NFL'S ALL TIME PASSING LEADERS

Among the NFL's all-time top 10 passing leaders, only Dan Marino passed for more yards in his first seven seasons than Drew Bledsoe. For comparison purposes, the NFL's all-time career passing leaders (by yards) and their totals after seven years are listed below:

All-Time Passing Leaders

	Quarterback	Yards
1	Dan Marino	61,361
2	John Elway	51,475
3	Warren Moon*	49,117
4	Fran Tarkenton	47,003
5	Dan Fouts	43,040
6	Joe Montana	40,551
7	Johnny Unitas	40,239
8	Dave Krieg	38,147
9	Boomer Esiason	37,920
10	Jim Kelly	35,467

7-Year Passing Comparisons

Quarterback	Yards
Dan Marino	27,843
Drew Bledsoe*	**25,966**
Jim Kelly	23,031
Warren Moon*	22,989
Boomer Esiason	21,381
John Elway	21,195
Joe Montana	19,262
Johnny Unitas	18,010
Fran Tarkenton	17,667
Dan Fouts	14,739
Dave Krieg*	13,677

* indicates active players

SINGLE GAME LEADERS

MOST ATTEMPTS

Att	Player	Date
70	**Drew Bledsoe**	**11/13/94**
68	George Blanda	11/01/64
66	Chris Miller	12/24/89
63	Rich Gannon	10/20/91
62	Randall Cunningham	10/02/89
62	Steve Dills	08/05/81
62	Phil Simms	10/13/85
62	Joe Namath	10/18/70
61	Tommy Kramer	12/16/79
61	Neil Lomax	09/20/87
60*	**Drew Bledsoe**	**12/16/95**

(* Tied with seven others)

MOST COMPLETIONS

Cmp	Player	Date
45	**Drew Bledsoe**	**11/13/94**
42	Richard Todd	09/21/80
41	Warren Moon	11/10/91
40	Ken Anderson	12/20/82
40	Phil Simms	10/13/85
39	**Drew Bledsoe**	**12/16/95**
39	Dan Marino	11/16/86

NOW THERE'S A FIRST

Drew Bledsoe's career firsts are listed below:

NFL Start	9/5/93 at Buffalo
Attempt	9/5/93 at Buffalo (Incomplete - L. Russell)
Completion	9/5/93 at Buffalo (Sam Gash 7 yards)
Touchdown Pass	9/5/93 at Buffalo (Ben Coates 54 yards)
2 Touchdown Game	9/5/93 at Buffalo (30-14-148-2 tds-1 int)
3 Touchdown Game	1/2/94 vs. Miami (43-27-329-4 tds-1 int)
4 Touchdown Game	1/2/94 vs. Miami (43-27-329-4 tds-1 int)
Interception	9/5/93 at Buffalo (J. Williams 6-yard return)
2 Interception Game	9/19/93 vs. Seattle (44-20-238-1 td-2 ints)
3 Interception Game	12/5/93 at Pittsburgh (48-18-296-1 td-5 ints)
Sack	9/5/93 at Buffalo (C. Bennett 6-yard loss)
2 Sack Game	9/5/93 at Buffalo (3 for 13 yards)
200-yard game	9/12/93 vs. Detroit (28-24-239-1 td-1 int)
300-yard game	1/2/94 vs. Miami (43-27-329-4 tds-1 int)
400-yard game	9/4/94 at Miami (51-32-421-4 tds-2 ints)
Rush	9/5/93 at Buffalo (6 yards)
Touchdown Run	none

TOUCHDOWN TARGETS

Drew Bledsoe's 147 career touchdown passes have been distributed to 25 different receivers. A list of Bledsoe's touchdown targets is listed below:

Pos	Receiver	TDs
TE	Ben Coates	45
WR	**Terry Glenn**	**15**
WR	**Vincent Brisby**	**14**
WR	Shawn Jefferson	13
WR	**Troy Brown**	**7**
FB	Keith Byars	5
FB	Sam Gash	5
RB	Curtis Martin	5
RB	Leroy Thompson	5
WR	Michael Timpson	5
WR	Ray Crittenden	4
WR	**Tony Simmons**	**4**
TE	Lovett Purnell	3
FB	Kevin Turner	3
TE	Mike Bartrum	2
RB	**Robert Edwards**	**2**
WR	Hason Graham	2
RB	Terry Allen	1
TE	Marv Cook	1
RB	Derrick Cullors	1
RB	**Kevin Faulk**	**1**
WR	Greg McMurtry	1
RB	David Meggett	1
WR	Will Moore	1
RB	Lamont Warren	1

VINCENT BRISBY

WIDE RECEIVER

6-3' ★ 200LBS ★ 8TH YEAR ★ 8TH YEAR W/PATRIOTS
N.E. LOUISIANA ★ BUSINESS
ACQ: D2-93 (59TH) ★ SIGNED THROUGH 2001
BORN: 1/25/71 ★ HOUSTON, TX

Career Transactions

Vincent Brisby was selected by the Patriots with the final pick in the second round of the 1993 NFL draft (58th overall) … The Patriots owned the first pick in the third round — 59th overall pick — but moved into the 58th slot after the Raiders' time expired with the last pick in the second round … Signed with the Patriots (7/30/93) … Granted free agency (2/16/96) … Re-signed (5/31/96).

Career Games Played/Started

Regular Season: 83/45, Postseason: 6/1

Career Highlights

★His 217 career receptions and 3,142 receiving yards each rank ninth in franchise history.

★Totaled 169 receptions for 2,504 yards (14.8 avg.) and 10 touchdowns as a starter in his first three seasons, an average of more than 56 receptions and 834 yards per season. Nagging injuries have limited his playing time since 1996. He has started just five of 25 games in the last three years.

★Started every game for the Patriots in 1995, despite breaking one finger and dislocating another on his left hand during a game vs. Carolina (10/29/95).

★Led the team in receiving yards (974) and ranked second behind Ben Coates (84) with 66 receptions in 1995. Both totals set career-highs.

★Caught a 72-yard pass from Scott Zolak at Atlanta (10/1/95), the longest reception of his career.

★Scored on a 47-yard pass from Drew Bledsoe at Miami (11/12/95), the longest touchdown reception of his career.

★Topped the 100-yard plateau in three games during the 1995 season, another career-high.

★Helped form the quintet of Patriots receivers who set an NFL record by catching over 50 passes apiece in 1994. Brisby caught 58 passes for 904 yards.

★Scored his first career touchdown in his second NFL game on a 2-yard toss from Bledsoe vs. Detroit (9/12/93). The touchdown tied the game with only :02 remaining to send the game to overtime.

★Started in his NFL debut in the 1993 season opener at Buffalo (9/5/93).

NOTES

★When he's not diving for footballs, Vincent enjoys deep sea diving.

★Vincent sponsors a Pop Warner football league and a youth basketball league in his hometown of Lake Charles, La.

★Vincent played high school ball with fellow NFL wide out Eddie Kennison.

★In his youth, Vincent used to play the drums.

Seasonal Reviews

1999 (12/1): Played in 12 of the last 13 games of the season and made one start vs. Buffalo (12/26) … Listed among the Patriots inactives prior to four of the first five games … Finished sixth on the team with 266 receiving yards and eighth on the team with 18 receptions. **Cleveland (10/3):** Saw his first action of the season and caught two fourth quarter passes for 27 yards, including an 11-yarder on 3rd-and-9 to extend a drive in the 19-7 victory. **Miami (10/17):** Recorded a season-high when he led the team in receiving with 68 yards on just three receptions, including a season-long 40-yard reception … The 40-yard play set up a field goal to give the Patriots a 30-22 lead early in the fourth quarter. **Arizona (10/31):** Caught two passes for 41 yards in the Patriots' most lopsided victory of the season, 27-3 … Had a 19-yard reception in the second quarter that set up a 35-yard touchdown pass on the next play to give the Patriots a 20-0 lead at the half … His 22-yard reception in the third quarter set up the Patriots' final score of the game. **Buffalo (12/26):** Started his only game of the season, replacing Terry Glenn in the lineup … Caught a season-high four passes for 45 yards.

1998 (6/1, 0/0): Started just one of six games for the Patriots before being placed on injured reserve on Nov. 21 with a broken finger and pulled hamstring ... Finished the year with just seven receptions for 96 yards and two touchdowns ... Scored on a 10-yard reception in the season opener at Denver (9/7) to bring the Patriots within six points of the Super Bowl champions late in the fourth quarter ... Caught two key passes in a 30-27 victory over New Orleans (10/4), a 6-yard touchdown reception in the second quarter and a 27-yard reception which set up a game-winning field goal by Adam Vinatieri ... Broke his right index finger in a game vs. Kansas City (10/11) after catching one pass for 9 yards ... Listed among the Patriots' inactives for the next four games ... Returned to action in a starting role on Nov. 15 at Buffalo, where he caught one pass for 7 yards before pulling a hamstring, which sidelined him for the rest of the year.

1997 (16/4, 2/0): Played in every game for the Patriots after missing most of the 1996 season due to injuries ... Started four games, including three starts as a third receiver ... Finished sixth on the team in receiving with 23 catches for 276 yards (12.0 avg.) and two touchdowns ... Recorded his first regular season reception since the 1995 season finale (12/23/95) in a season opening victory over the Chargers (8/31) and finished the game with three receptions for 51 yards ... A 6-yard touchdown reception at Indianapolis (9/7) was one of three receptions on the day and his first touchdown since Nov. 12, 1995 at Miami ...Started his first game of the season in place of an injured Terry Glenn vs. the Jets (9/14) and caught a pair of passes for 15 yards ... Started in a three wide receiver set and scored his second touchdown of the season on the opening drive vs. Chicago (9/21) and finished the game with three receptions for 29 yards in a decisive 31-3 victory ... Grabbed a reception in each of his next three games, extending his consecutive game reception streak to seven games ... Registered his only tackle of the season vs. Green Bay (10/27) after a Drew Bledsoe interception ... Started at Minnesota (11/2) and caught one pass for 10 yards ... Posted season highs with four receptions and 58 yards (14.5 avg.) in a 26-20 victory at Jacksonville (12/7) ... Played in both playoff games ... Caught three passes for 37 yards, including a 20-yard reception, the longest of his six-game postseason career.

1996 (3/0, 3/0): Listed among the Patriots inactives prior to 13 games ... Played in just three regular season games for the Patriots, but did not record a reception ... Saw action in each of the Patriots' playoff games, registering his first and second receptions of the season in Super Bowl XXXI ... Finished the game with two receptions for 12 yards ... Strained a hamstring in the first preseason game at Green Bay (8/2) and did not return until the 11th game of the season vs. Denver (11/17) ... Saw limited action as a third and fourth receiver vs. Denver, the Jets (12/8) and at Dallas (12/15).

1995 (16/16): Started every game for the Patriots, despite breaking one finger and dislocating another on his left hand during a game vs. Carolina (10/29) ... Still led the team in receiving yards (974) and ranked second behind Ben Coates (84) with 66 receptions (14.8 avg.) ... Both totals set career-highs for the third-year veteran ... He also recorded his two longest receptions of his career — a 72-yard pass and run from Scott Zolak at Atlanta (10/1) and a 47-yard touchdown reception from Drew Bledsoe at Miami (11/12) ... Topped the 100-yard plateau in three games, another career high ... Finished the season with just three touchdowns, down from his five scores in 1994 ... Opened the season with seven receptions in a 17-14 victory over Cleveland (9/3) ... Became the favorite target for Scott Zolak at Atlanta (10/1) when he caught nine passes for 161 yards, including a 72-yard completion in the first quarter which set up a Curtis Martin touchdown run ... Each of those game totals set new single-game career highs for Brisby ... Caught six passes for 59 yards and a touchdown in a 27-14 victory over Buffalo (10/23) on Monday Night Football ... Broke his middle finger and dislocated the small digit on his left hand vs. Carolina (10/29), yet finished the game and totaled 62 yards on five receptions ... Had only three receptions the following week at New York (11/5), but finished with 74 yards, setting a career-high with a 24.7 yard average per catch ... Grabbed six passes for 118 yards, including his 47-yard touchdown in a 37-14 victory over Miami (11/12) ... Gained 101 yards on six receptions in a game at Buffalo (11/26) ... Nearly topped the 100-yard plateau for the fourth time in '95 at Pittsburgh (12/16), but fell one yard shy with 99 yards on seven catches.

1994 (14/11, 1/1): Started 11 games at wide out … Missed two games due to a hamstring pull suffered at the New York Jets on Oct. 16 … Still finished the season with 58 receptions for 904 yards and five touchdowns … His 904 yards ranked third on the team and 11th in the AFC … His 58 receptions were fourth on the team and ranked 17th in the AFC … Helped form the quintet of Patriots receivers who set an NFL record by each catching over 50 passes in one season … Caught at least a pair of receptions in each of the 14 games he played … Opened the season with five receptions for 66 yards at Miami (9/4) … Caught three passes for 67 yards, including a season-long 43-yarder at Detroit (9/25) … Registered his first professional 100-yard game vs. Green Bay (10/2) with six catches for a career-high 117 yards and scored on touchdowns of 10 and 37 yards in the 17-16 victory … Recorded a career high with eight receptions for 90 yards, including a 16-yard touchdown in a 24-13 victory over the Jets (12/4) … Caught four passes for 75 yards, including a 43-yard catch, to tie his season long, in a 28-13 victory vs. Indianapolis (12/11) … Grabbed four passes for 38 yards and two touchdowns in a 41-17 triumph over the Buffalo Bills (12/18) … Closed out the regular season with his second-best single-game performance of his career with six receptions for 115 yards in the playoff-clinching 13-3 victory over Chicago (12/24) … Led the Patriots with 83 yards on six catches in the Patriots' playoff game at Cleveland (1/1/95).

1993 (16/12): Participated in all 16 games, starting 12 at wide receiver … Emerged as a steady, reliable receiver over the course of his rookie season … Named to the Pro Football Writers Association and *Football News'* all-rookie teams … Finished second on the team with 45 catches for 626 yards and two touchdowns … Led all NFL rookie wide receivers with 45 receptions … Finished second among all NFL rookies with 45 catches trailing Miami's rookie running back Terry Kirby's 75 … His 45 receptions ranked third in Patriots' history among rookie wide receivers (behind Randy Vataha's 51 in 1971 and Hart Lee Dykes' 49 in 1989) … Recorded a season-high with six catches for 86 yards at Miami (11/21) … Scored his first career touchdown in the second week of the season on a 2-yard grab vs. Detroit (9/12) to tie the game with only :02 remaining in the game … Started in his NFL debut in the season opener at Buffalo (9/5) … He caught his first professional pass, a 16-yard toss from Bledsoe, at Buffalo (9/5) in his NFL debut.

PATRIOTS ALL-TIME LEADING RECEIVERS

	Player	Pos	No	Yds	Avg	Lg	TD
1.	Stanley Morgan	WR	534	10,352	19.4	76t	67
2.	Ben Coates	TE	490	5,471	11.2	84t	50
3.	Irving Fryar	WR	363	5,726	15.8	80t	38
4.	Gino Cappelletti	WR	292	4,589	15.7	63t	42
5.	Jim Colclough	WR	283	5,001	17.7	78t	39
6.	Shawn Jefferson	WR	278	3,081	11.1	76	14
7.	Tony Collins	RB	261	2,356	9.0	49	12
8.	Terry Glenn	WR	236	3,502	14.8	86t	15
9.	**Vincent Brisby**	**WR**	**217**	**3,142**	**14.5**	**72**	**14**
10.	Sam Cunningham	RB	210	1,905	9.1	41	6

College

Three-year letterman at Northeast Louisiana … Set a school record for career touchdown receptions with 17 … Finished his career with 97 catches for 1,864 yards, ranking seventh and fourth, respectively, on the Indians' all-time receiving list … Rated the best receiver in the country at the Division I-AA level and named to the "Super Sleeper Team" by *The Poor Man's Guide to the NFL Draft* … Earned First-Team All-America acclaim from Associated Press and *The NFL Draft Report* as a senior … Snared 56 passes for 1,050 yards (18.8 avg.) and nine touchdowns, setting school records for yards and tying another for touchdown receptions … Named National Offensive Player of the Week by *The Poor Man's Guide* after making 10 receptions for a school-record 227 yards, including a 51-yard touchdown and a two-point conversion vs. Southwestern Louisiana … Garnered First-Team All-Southland honors and received All-American honorable mention from *The Poor Man's Guide*, despite starting only three games at split end during his junior year … Finished season with 33 receptions for a league-leading 699 yards (21.2 avg.) … Saw limited action in three games, totaling eight receptions for 115 yards (14.4 avg.) … did not play during his freshman campaign.

Personal

Vincent Cole Brisby was born on Jan. 25, 1971, in Houston, Texas, and raised by his mother and

stepfather, Helen and Albert London … He garnered first-team all-state honors as a wide receiver at Washington-Marion High School in Lake Charles, La. with 52 receptions for 925 yards and 17 touchdowns … Was voted the district's Outstanding Offensive Player while leading his team to the state championship game … Received all-state acclaim in track as a member of the relay team … He became a member of Phi Beta Sigma at Northeast Louisiana … He majored in business administration, earning his bachelor's degree in 1993 … He supports a number of charities, including those which benefit his high school alma mater and Mt. Tabor Missionary Baptist Church … He is the youngest of three children … His brother, Andre, is a social worker and his sister, Charlotte, is a nurse … Vincent has a son, Donovan Cole Brisby, and a daughter.

SINGLE GAME CAREER-HIGHS

Receptions:	9	at Atlanta (10/1/95)
Yards:	161	at Atlanta (10/1/95)
Average (2 min.):	24.7	at New York Jets (11/5/95)
Longest:	72	at Atlanta (10/1/95)
Touchdowns:	2	(twice) Most recent: at Buffalo (12/18/94)

VINCENT BRISBY

Pos: WR **Ht:** 6-3 **Wt:** 200 **Year:** 8th **Acq:** D2c-93 (59th) **College:** N.E. Louisiana **Born:** 1/25/71 **Contract:** '01

			Receiving					Rushing			Fumbles		Tackles		Postseason Receiving					
Year	Team	G/S	No	Yds	Avg	Lg	TD	No	Yds	TD	No	Lost	Misc.	SpT	G/S	No	Yds	Avg	Lg	TD
1993	Patriots	16/12	45	626	13.9	39	2	0	0	0	1	0	4	0	--	-	-	-	-	-
1994	Patriots	14/11	58	904	15.6	43	5	0	0	1	1	0	0	0	1/1	6	83	13.8	18	0
1995	Patriots	16/16	66	974	14.8	72	3	0	0	0	0	0	5	0	--	-	-	-	-	-
1996	Patriots	3/0	0	0	0.0	0	0	0	0	0	0	0	1	0	3/0	2	12	6.0	7	0
1997	Patriots	16/4	23	276	12.0	31	2	0	0	0	0	0	1	0	2/0	3	37	12.3	20	0
1998	Patriots	6/1	7	96	13.7	27	2	0	0	0	0	0	0	0	0/0	Injured Reserve				
1999	Patriots	12/1	18	266	14.8	40	0	0	0	0	0	0	1	2	--	-	-	-	-	-
Totals-7 years		**83/45**	**217**	**3142**	**14.5**	**72**	**14**	**0**	**0**	**2**	**1**	**1**	**12**	**2**	**6/1**	**11**	**132**	**12.0**	**20**	**0**

BRISBY'S CAREER GAME-BY-GAME

1993	Opponent	Starts	No	Yds	Avg	Lg	TD	W/L	Score
9/05	at Buffalo	S	1	16	16.0	16	0	L	14-38
9/12	Detroit	S	5	52	10.4	14	1	L	ot 16-19
9/19	Seattle	p	3	39	13.0	20	0	L	14-17
9/26	at New York Jets	S	2	15	7.5	9	0	L	7-45
10/10	at Phoenix	S	3	65	21.7	39	0	W	23-21
10/17	Houston	S	3	36	12.0	15	0	L	14-28
10/24	at Seattle	p	2	18	9.0	14	0	L	9-10
10/31	at Indianapolis	S	-	-	-	-	-	L	6-9
11/07	Buffalo	p	2	39	19.5	22	0	L	ot 10-13
11/21	at Miami	S	6	86	14.3	29	0	L	13-17
11/28	New York Jets	S	2	43	21.5	23	0	L	0-6
12/05	at Pittsburgh	S	2	43	21.5	31	0	L	14-17
12/12	Cincinnati	p	2	28	14.0	18	0	W	7-2
12/19	at Cleveland	S	6	77	12.8	22	0	W	20-17
12/26	Indianapolis	S	-	-	-	-	-	W	38-0
1/02	Miami	S	6	69	11.5	14	1	W	ot 33-27
1993 Totals		**16/12**	**45**	**626**	**13.9**	**39**	**2**	**5-11**	

1994	Opponent	Starts	No	Yds	Avg	Lg	TD	W/L	Score
9/04	at Miami	S	5	66	13.2	21	0	L	35-39
9/11	Buffalo	S	3	42	14.0	18	0	L	35-38
9/18	at Cincinnati	S	3	47	15.7	18	0	W	31-28
9/25	at Detroit	S	3	67	22.3	43	0	W	23-17
10/02	Green Bay	p	6	117	19.5	37t	2	W	17-16
10/09	L.A. Raiders	S	3	56	18.7	26	0	L	17-21
10/16	at New York Jets	S	2	38	19.0	26	0	L	17-24
10/30	Miami			inactive				L	3-23
11/06	at Cleveland			inactive				L	6-13
11/13	Minnesota	S	5	68	13.6	25	0	W	ot 26-20
11/20	San Diego	S	2	27	13.5	18	0	W	23-17
11/27	at Indianapolis	S	4	58	14.5	27	0	W	12-10
12/04	New York Jets	S	8	90	11.3	16t	1	W	24-13
12/11	Indianapolis	p	4	75	18.8	43	0	W	28-18
12/18	at Buffalo	S	4	38	9.5	14	2	W	41-17
12/24	at Chicago	p	6	115	19.2	32	0	W	13-3
1994 Totals		**14/11**	**58**	**904**	**15.6**	**43**	**5**	**10-6**	
1/01	at Cleveland	S	6	83	13.8	18	0	L	13-20

BRISBY'S CAREER GAME-BY-GAME

1995	Opponent	Starts	No	Yds	Avg	Lg	TO	W/L	Score
9/03	Cleveland	S	7	58	8.3	17	0	W	17-14
9/10	Miami	S	5	77	15.4	20	0	L	3-20
9/17	at San Francisco	S	4	37	9.3	12	0	L	3-28
10/01	at Atlanta	S	9	161	17.9	72	0	L	17-30
10/08	Denver	S	0	0	0.0	0	0	L	3-37
10/15	at Kansas City	S	3	48	16.0	22t	1	L	26-31
10/23	Buffalo	S	6	59	9.8	15	1	W	27-14
10/29	Carolina	S	5	62	12.4	21	0	L	ot 17-20
11/05	at New York Jets	S	3	74	24.7	35	0	W	20-7
11/12	at Miami	S	6	118	19.7	47t	1	W	34-17
11/19	Indianapolis	S	1	7	7.0	7	0	L	10-24
11/26	at Buffalo	S	6	101	16.8	22	0	W	35-25
12/03	New Orleans	S	0	0	0.0	0	0	L	17-31
12/10	New York Jets	S	3	60	20.0	43	0	W	31-28
12/16	at Pittsburgh	S	7	99	14.1	25	0	L	27-41
12/23	at Indianapolis	S	1	13	13.0	13	0	L	7-10
1995 Totals		**16/16**	**66**	**974**	**14.8**	**72**	**3**	**6-10**	

1996	Opponent	Starts	No	Yds	Avg	Lg	TO	W/L	Score
11/17	Denver	p	0	0	0.0	0	0	L	8-34
12/08	New York Jets	p	0	0	0.0	0	0	W	31-27
12/15	at Dallas	p	0	0	0.0	0	0	L	6-12
1996 Season Totals		**3/0**	**0**	**0**	**0.0**	**0**	**0**	**11-5**	
1/05	Pittsburgh	p	0	0	0.0	0	0	W	28-3
1/12	Jacksonville	p	0	0	0.0	0	0	W	20-6
1/26	vs Green Bay	p	2	12	6.0	7	0	L	21-35
1996 Playoff Totals		**3/0**	**2**	**12**	**6.0**	**7**	**0**	**2-1**	

inactive for 13 games due to a hamstring injury

1997	Opponent	G	No	Yds	Avg	Lg	TO	W/L	Score
08/31	San Diego	p	3	51	17.0	24	0	W	41-7
09/07	at Indianapolis	p	3	46	15.3	31	1	W	31-6
09/14	New York Jets	S	2	15	7.5	8	-	W	ot 27-24
09/21	Chicago	S	3	29	9.7	12	1	W	31-3
10/06	at Denver	p	1	5	5.0	5	0	L	13-34
10/12	Buffalo	p	1	11	11.0	11	0	W	33-6
10/19	at New York Jets	p	1	8	8.0	8	0	L	19-24
10/27	Green Bay	p	-	-	-	-	-	L	10-28
11/02	at Minnesota	S	1	10	10.0	10	0	L	18-23
11/09	at Buffalo	p	-	-	-	-	-	W	31-10
11/16	at Tampa Bay	S	-	-	-	-	-	L	7-27
11/23	Miami	p	-	-	-	-	-	W	27-24
11/30	Indianapolis	p	2	25	12.5	17	0	W	20-17
12/07	at Jacksonville	p	4	58	14.5	26	0	W	26-20
12/13	Pittsburgh	p	1	9	9.0	9	0	L	ot 21-24
12/22	at Miami	p	1	9	9.0	9	0	W	14-12
1997 Season Totals		**16/4**	**23**	**276**	**12.0**	**31**	**2**	**10-6**	
12/28	Miami	p	-	-	-	-	-	W	17-3
01/03	at Pittsburgh	p	3	37	12.3	20	0	L	6-7
1997 Playoff Totals		**2/0**	**3**	**37**	**12.3**	**20**	**0**	**1-1**	

1998	Opponent	G	No	Yds	Avg	Lg	TO	W/L	Score
09/07	at Denver	p	1	10	10.0	10	1	L	21-27
09/13	Indianapolis	p	-	-	-	-	-	W	29-6
09/20	Tennessee	p	2	37	18.5	21	0	W	27-16
10/04	at New Orleans	p	2	33	16.5	27	1	W	30-27
10/11	Kansas City	p	1	9	9.0	9	0	W	40-10
10/19	New York Jets			inactive				L	14-24
10/25	at Miami			inactive				L	9-12
11/01	at Indianapolis			inactive				W	21-16
11/08	Atlanta			inactive				L	10-41
11/15	at Buffalo	S	1	7	7.0	7	0	L	10-13
11/23	Miami			placed on IR				W	26-23
1998 Season Totals		**6/1**	**7**	**96**	**13.7**	**27**	**2**	**9-7**	

Date	Opponent	G	No	Yds	Avg	Lg	TO	W/L	Score
09/12	at New York Jets			inactive				W	30-28
09/19	Indianapolis			inactive				W	31-28
09/26	NY Giants			inactive				W	16-14
10/03	at Cleveland	p	2	27	13.5	16	0	W	19-7
10/10	at Kansas City			inactive				L	14-16
10/17	Miami	p	3	68	22.7	40	0	L	30-31
10/24	Denver	p	1	27	27.0	27	0	W	24-23
10/31	at Arizona	p	2	41	20.5	22	0	W	27-3
11/15	New York Jets	p	-	-	-	-	-	L	17-24
11/21	at Miami	p	1	7	7.0	7	0	L	17-27
11/28	at Buffalo	p	-	-	-	-	-	L	7-17
12/05	Dallas	p	1	7	7.0	7	0	W	13-6
12/12	at Indianapolis	p	2	25	12.5	18	0	L	15-20
12/19	at Philadelphia	p	1	9	9.0	9	0	L	9-24
12/26	Buffalo	S	4	45	11.3	15	0	L	ot 10-13
01/02	Baltimore	p	1	10	10.0	10	0	W	20-3
1999 Totals		**12/1**	**18**	**266**	**14.8**	**40**	**0**	**8-8**	

TROY BROWN

WIDE RECEIVER

5-10' ★ 190LBS ★ 8TH YEAR ★ 8TH YEAR W/PATRIOTS
MARSHALL ★ COMPUTER SCIENCE
ACQ: D8-93 (198TH) ★ SIGNED THROUGH 2004
BORN: 7/2/71 ★ BARNWELL, SC

Career Transactions

Troy Brown was selected by the Patriots in the eighth round of the 1993 NFL draft (198th overall) ... Placed on injured reserve (quadriceps) on Dec. 31, 1993 ... Waived on Aug. 28, 1994 ... Re-signed on October 19, 1994 ... Re-signed as a restricted free agent on Feb. 2, 1996 ... Re-signed as an unrestricted free agent on March 10, 1997 ... Became an unrestricted free agent on Feb. 11, 2000 ... Re-signed to a five-year contract on Feb. 28, 2000.

Career Games Played/Started

Regular Season: 92/7, Postseason: 6/0

Career Highlights

★Became the Patriots' second-leading all-time return specialist with 2,890 combined return yards, trailing David Meggett's franchise record of 3,999 yards.

★He enters the 2000 season ranked fourth among the franchise's all-time leading punt returners (1,056 yards) and fifth among the Patriots all-time leading kick returners (1,834 yards).

★Selected as Miller Lite Player of the Game for his performance against the Eagles (12/19/99) when he led all receivers with five receptions for 105 yards. It was the first of two such awards in 1999.

★In the 1996 season finale against the Giants (12/21), he made one of the most acrobatic receptions of the season when he snared a 13-yard pass from Bledsoe on 3rd-and-13, extending a drive which led to the game-winning touchdown in a 23-22 come-from-behind victory.

★Posted a career high 13.2-yard average on 17 punt returns in 1998.

★Had his regular season consecutive game streak snapped at 63 after sustaining a sprained ankle which sidelined him for six weeks in 1998.

★Had a career year in 1997, starting six games at wide receiver for an injured Terry Glenn. He finished the year ranked third on the team with 41 receptions for 607 yards. His six touchdown receptions ranked second on the team.

★Earned Staples Star of the Game and Miller Lite Player of the Game honors at the New York Jets (10/19/97) when he recorded a career-high 125 yards and a touchdown on just five receptions (112 of those yards came on three third quarter receptions). On a career-long 67-yard reception, he shook off three would-be tacklers and was highlighted on ESPN for the "Hardest Working Play of the Week."

★Earned Staples Star of the Game and Miller Lite Player of the Game honors vs. Chicago (9/21/97) when he led the team with six receptions for 124 yards, including a 52-yard touchdown.

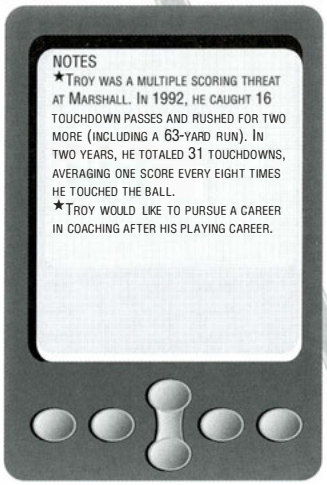

★Led the team with two 100-yard receiving games in 1997.

★Scored his first career touchdown on one of the most unusual plays of the 1995 season when he picked up a David Meggett fumble on a kick return vs. the New York Jets (12/10) and raced down the sideline for a 75-yard touchdown.

★He was the first Marshall University product to ever play for the Patriots in 1993.

Seasonal Reviews

1999 (13/1): Played in 13 games and made one start at wide receiver ... Missed three games due to injury ... Proved once again to be among the Patriots' most versatile performers, contributing as a wide receiver, punt returner and kickoff returner during the course of the season ... Became the Patriots' second-leading all-time return specialist with 2,890

combined return yards, trailing David Meggett's franchise record of 3,999 yards ... Moved into fourth place among the Patriots' all-time leading punt returners with 104 returns for 1,056 yards ... Tied Sammy Martin for fifth place with 1,834 kickoff return yards ... Led the team in punt return (10.7) and kickoff return (33.9) averages and finished third on the team with 36 receptions for 471 yards ... 10.7-yard average per punt return ranked fifth in the AFC ... Handled the kickoff return duties in four games, including the last two of the regular season, and averaged 33.9 yards per return. **New York Jets (9/12):** Caught an 18-yard pass on third-and-6 to extend the game-winning drive that set up a 23-yard field goal with just :03 remaining in a 30-28 victory over the Jets. **Indianapolis (9/19):** Picked up a first down with a 14-yard reception in the fourth quarter, which led to a game-tying scoring drive against the Colts to help the Patriots overcome a 21-point second-half deficit. **NY Giants (9/26):** Named special teams co-captain for the game ... Provided a 25-yard reception on 3rd-and-8 to extend a drive which resulted in a 38-yard field goal to give the Patriots their first lead of the game, 10-7, in the third quarter ... Converted another first down with an 11-yard reception which led to another field goal and a 13-7 lead in a 16-14 victory over the Giants. **Kansas City (10/10):** Returned the opening kickoff 28 yards, but sustained an ankle injury on the return and missed the next three games. **NY Jets (11/15):** Scored his only touchdown of the season on a 31-yard touchdown toss by Bledsoe in a fourth quarter comeback attempt that pulled the Patriots to within a touchdown against the Jets, 24-17. **Dallas (12/5):** Provided four receptions for 40 yards, including an 11-yard first down reception which led to the game-winning touchdown in a 13-6 victory over the Cowboys ... It was the Patriots first victory in the series in franchise history. **Indianapolis (12/12):** Named offensive co-captain for the game and produced 122 all-purpose yards with 53 yards receiving and 69 yards on four punt returns. **Philadelphia (12/19):** Selected as Miller Lite Player of the Game for his performance against the Eagles ... Led all receivers with five receptions for 105 yards ... Both totals represented individual season highs ... His five receptions were the most since the 1998 season opener, while his 105 yards receiving was the third highest total of his career ... Contributed 37-and 33-yard receptions in the fourth quarter of the failed comeback attempt ... Added 45 yards on four punt returns in the game, including his longest of the season, a 32-yarder in the fourth quarter ... Also recovered a special teams fumble caused by Marty Moore on a kick return in the second quarter. **Buffalo (12/26):** Named offensive co-captain for the game for the second time in three weeks ... Filled in for Kevin Faulk as the team's primary kickoff returner and set a career-high with 124 return yards on just four returns (31.0), including a long of 42 yards ... Added 31 yards on two punt returns. **Baltimore (1/2):** Started his first game of the season at wide receiver, replacing Terry Glenn in the lineup, and earned his second Miller Lite Player of the Game honors ... Tied

PATRIOTS RECORD BOOK

ALL-TIME RETURN LEADERS (YARDS)

	Returner, Years	Total Yds	K.O.R	Punt Ret
1.	David Meggett, 1995-97	3999	2561	1438
2.	**Troy Brown, 1993-99**	**2890**	**1834**	**1056**
3.	Carl Garrett, 1969-72	2738	2251	487
4.	Mack Herron, 1973-75	2684	1796	888
5.	Larry Garron, 1960-67	2299	2299	0

ALL-TIME PUNT RETURN LEADERS (YARDS)

	Returner, Years	No	FC	Yds	Avg	Lg	TD
1.	Irving Fryar, 1984-92	206	70	2055	10.0	85t	3
2.	David Meggett, 1995-97	142	32	1438	10.1	60t	1
3.	Mike Haynes, 1976-82	111	8	1159	10.4	89t	2
4.	**Troy Brown, 1993-99**	**104**	**38**	**1056**	**10.2**	**52**	**0**
5.	Stanley Morgan, 1977-89	92	32	960	10.4	80t	1
6.	Mack Herron, 1973-75	74	14	888	12.0	66	0
7.	Ricky Smith, 1982-83	54	20	537	9.9	55	0
8.	Carl Garrett, 1969-72	43	2	487	11.3	62	0
9.	Roland James, 1980-90	43	8	400	9.5	75t	1
10.	Ron Burton, 1960-65	56	0	389	6.9	62	0

ALL-TIME KICK RETURN LEADERS (YARDS)

	Returner, Years	No	Yds	Avg	Lg	TD
1.	David Meggett, 1995-97	105	2561	24.4	62	0
2.	Larry Garron, 1960-67	89	2299	25.8	95t	2
3.	Stephen Starring, 1983-87	107	2259	21.1	53	0
4.	Carl Garrett, 1969-72	92	2251	24.5	63	0
5.	**Troy Brown, 1993-99**	**84**	**1834**	**21.8**	**54**	**0**
6.	Sammy Martin, 1988-90	88	1834	20.8	95t	1
7.	Mack Herron, 1973-75	71	1796	25.3	92t	1
8.	Raymond Clayborn, 1977-89	57	1538	27.0	101t	3
9.	Ricky Smith, 1982-84	67	1505	22.5	98t	1
10.	Derrick Cullors, 1997-99	60	1471	24.5	86t	1

his season high of five receptions ...Returned a punt 52 yards and a kickoff 54 yards, the two longest returns of his career ... Returned another kickoff 49 yards ... His 103 yards on kickoff returns were the second-highest individual game total of his career ... His 52-yard punt return was the longest by a Patriot all season ... He moved into a fifth-place tie with Sammy Martin among the Patriots' all-time leading kick returners (1,834 yards) ... Finished the game with a career-high 192 all-purpose yards, including 173 return yards.

1998 (10/0; 1/0): Returned to the role as the team's primary punt returner, a position he held for the first two years in the league (1993-94) and played in 10 games as a returner and reserve receiver ... Finished the season fifth on the team with 23 receptions for 346 yards and a touchdown ... Led the team with a career-high 13.2 punt return average on 17 returns (225 yards) ... His 13.2 average would have led the AFC, but his 17 returns were not enough to qualify for the conference rankings ... Missed six games due to an ankle injury he suffered vs. the Jets (10/19) ... Returned to the lineup at Pittsburgh (12/6) ... Led all receivers with 97 yards on five receptions to earn Miller Lite Player of the Game honors in the season opener at Denver (9/7) ... Caught a 52-yard pass from Bledsoe, his longest reception of the season and the second-longest of his career ... Shared team-high honors the following week with three receptions for 50 yards vs. Indianapolis (9/13) ... Returned one punt vs. the Colts for 38 yards, then, two plays later, extended the scoring drive with a 26-yard reception ... Caught three passes for 32 yards at New Orleans (10/4), including two which came on the game-winning scoring drive in the final minute of the game ... Also set season-highs with five punt returns for 104 yards (20.8 avg.) ... Provided consistent numbers through the first six games, averaging 3.5 receptions per game, with no fewer than three receptions during that time ... Sustained a high ankle sprain against the Jets (10/19) and left the game after posting a team-high 41 yards on four receptions ... Returned to action at Pittsburgh (12/6) ... Caught just two passes for 42 yards at St. Louis (12/13) the following week ... Replaced Chris Canty as the team's designated punt returner for the final two weeks of the season and playoffs ... Led the team with 46 yards on four receptions and returned four punts for 27 yards in a playoff loss at Jacksonville (1/3/99).

1997 (16/6; 2/0): In his fifth NFL season, Brown earned his first career starting assignment as a replacement for an injured Terry Glenn and recorded career-highs with 41 receptions (third on the team) for 607 yards (third) and six touchdowns (second) ... His six touchdown receptions were second only to tight end Ben Coates (8) ... Posted career-highs with a 67-yard reception and a 125-yard receiving day against the Jets (10/19) ... He was the only Patriot receiver to post multiple 100-yard receiving games in 1997 ... Scored a 52-yard touchdown vs. Chicago (9/21) — one of three receptions of 50 yards or more that season and the longest touchdown reception of his career ... Opened the season as a reserve and caught four passes for 24 yards vs. San Diego (8/31) ... Made his NFL starting debut at Indianapolis (9/7) and caught three passes for 35 yards and scored his first career touchdown reception on a 21-yard pass from Bledsoe ... Earned Staples Star of the Game and Miller Lite Player of the Game honors vs. Chicago (9/21) when he led the team with six receptions for 124 yards, including a 52-yard touchdown ... It was then the longest play of his five-year career, eclipsing a 51-yard kickoff return in 1996 ... He became the first Patriot receiver to eclipse the 100-yard plateau ... He was caught for an 18-yard loss on a reverse at Denver (10/6) — his first career rush attempt ... Earned Staples Star of the Game and Miller Lite Player of the Game honors at the New York Jets (10/19) when he recorded a career-high with 125 yards and a touchdown on just five receptions ... 112 of those yards came on three third quarter receptions ... Posted a career-long 67-yard reception — a reception in which he shook off three would-be tacklers and was highlighted on ESPN as the "Hardest Working Play of the Week" ... Made his 22nd reception of the season in the ninth game of the year at Minnesota (11/2), eclipsing his previous single-season career-high ... Led the team with 61 yards receiving at Buffalo (11/9) and recorded his third reception of 50 yards or more ... Started his second game of the season and led all Patriots receivers with five catches for 58 yards at Tampa Bay (11/16) ... Started vs. Miami (11/23) and posted 46 yards on three receptions, including a 35-yard touchdown pass from David Meggett — Brown's fourth touchdown of the season ... Started vs. Indianapolis (11/30) and caught three passes for 35 yards, including his fifth touchdown reception of the season ... Scored a touchdown in his third consecutive game at Jacksonville (12/7) ... Caught two passes for 32 yards, including

a 24-yard touchdown in a 17-3 wildcard victory over Miami (12/28).

1996 (16/0, 2/0): Played in every regular season game and each of the first two playoff games, but was inactive for Super Bowl XXXI due to a hernia injury ... Shared in the kickoff return duties, handling 29 returns for a career-high 21.9-yard average ... Also posted 21 receptions for 222 yards (10.6) with a 38-yard long ... Registered a season-long with a 51-yard kickoff return at Baltimore (10/6), which set up a Ben Coates touchdown in a 46-38 victory ... Totaled a career-high 104 yards on four kickoff returns (26.2 avg.) in that game ... Averaged 26.5 yards on two kickoff returns vs. Indianapolis (10/20) ... Saw extensive action at wide receiver during the final minutes vs. Buffalo (10/27), totaling three receptions for 43 yards (14.3 avg.) and adding 56 yards on three kickoff returns ... 20 of his 21 receptions came in the final nine games of the regular season, topped by a career-high effort in the season finale when he grabbed seven receptions for 75 yards, including a long of 38 yards at the New York Giants (12/21) ... Made one of the most dramatic receptions of the season against the Giants when he snared a 13-yard pass from Bledsoe on 3rd-and-13, extending a drive which led to the game-winning touchdown in a 23-22 come-from-behind victory ... The "circus catch" was made while lying on his back as he extended to make the reception ... The victory secured the AFC East title and first-round playoff bye for the Patriots.

1995 (16/0): Played in every game and finished the season with 14 receptions for 159 yards (11.4 avg.) ... Set a career-high with 31 kickoff returns for 672 yards and a 21.7-yard average ... Scored his first career touchdown on one of the most unusual plays of the 1995 season when he picked up a David Meggett fumble on a kick return vs. the New York Jets (12/10) and raced down the sideline for a 75-yard touchdown ... Emerged as the Patriots' third receiver early in the season and recorded a season-high with five receptions for 72 yards (14.4 avg.) and returned two kicks for 61 yards (30.5 avg.) at San Francisco (9/17) to earn his first career Miller Lite Player of the Game honors ... Followed that performance with four receptions for 44 yards (11.0 avg.) at Atlanta (10/1) ... Grabbed three passes for 25 yards vs. Denver (10/8) and followed with two receptions for 18 yards at Kansas City (10/15) ... Returned four kicks in games at Kansas City (10/15) and at Pittsburgh (12/16) for 107 and 83 yards, respectively.

1994 (9/0, 1/0): Re-signed with the Patriots at mid-season after his preseason release and led the team with 24 punt returns for 202 yards ... His 8.4-yard punt return average ranked ninth in the AFC ... Returned a punt 38 yards vs. Indianapolis (12/11) and finished the day with

SINGLE-GAME CAREER HIGHS

Regular Season		
Receptions	7	at New York Giants (12/21/96)
	6	Chicago (9/21/97)
Yards	125	at New York Jets (10/19/97)
	124	Chicago (9/21/97)
Average (2 min.)	30.5	at Buffalo (11/9/99)
	25.0	at New York Jets (10/19/97)
Longest Rec.	67	at New York Jets (10/19/97)
	52	at Denver (9/7/98)
	52	Chicago (9/21/97)
	50	at Buffalo (11/9/97)
Touchdowns	1	(8 times, most recent vs. NY Jets 11/15/99)
Kick Returns	4	(6 times, most recent vs. Buffalo 12/26/99)
Return Yards	124	vs. Buffalo (12/26/99)
	107	at Kansas City (10/15/95)
	105	at Baltimore (10/6/96)
Longest Return	54	vs. Baltimore (1/2/00)
	51	at Baltimore (10/6/96)
Touchdowns	0	
Punt Returns	6	at Cleveland (10/3/99)
Return Yards	104	at New Orleans (10/4/98)
Longest Return	52	vs. Baltimore (1/2/00)
Touchdowns	0	
Postseason		
Receptions	4	at Jacksonville (1/3/99)
Yards	46	at Jacksonville (1/3/99)
Average	16.0	vs. Miami (12/28/97)
Lg Reception	24	vs. Miami (12/28/97)
Touchdowns	1	vs. Miami (12/28/97)
Punt Returns	4	at Jacksonville (1/3/99)
Return Yards	27	at Jacksonville (1/3/99)
Lg Return	17	at Jacksonville (1/3/99)

a career-high four returns for 62 yards (15.5 avg.) ... Returned one kickoff for 14 yards at Cleveland (11/6).

1993 (12/0): Played in 12 games during his rookie season and was used exclusively as a kickoff and punt return specialist ... Led the team and finished seventh in the league with a 9.0-yard average on 25 punt returns (224 yards) ... Finished second on the team with 15 kickoff returns for 243 yards (16.2 avg.) ... Caught two passes for 22 yards ... Inactive for three games before being placed on injured reserve with a quadriceps injury on (12/31).

College

Sensational all-around player at Marshall who was considered the most dangerous scoring threat in all I-AA football during his final two seasons (1991-92) ... Averaged a touchdown every eight times he touched the ball (31 tds-250 att.) ... Tied the NCAA record for the most touchdowns on kick returns in a single season with four and became the NCAA's all-time leader in kickoff return average with a regular season net of 29.69 yards per return (32 for 950 yards) ... Ranks eighth all-time for all-purpose yardage, averaging 148.3 yards per game ... Associated Press first-team All-American selection and first-team all-conference selection as a wide receiver ... Earned second-team all-conference honors as a kick returner ... Finished senior season with 101 receptions for 1,654 yards and 16 touchdowns, added 158 yards and two rushing touchdowns, returning 20 punts for a 10-yard average and 27 kickoffs for a 23.3-yard average ... Transferred to Marshall from Lees-McRae J.C. prior to the 1991 season.

Personal

Troy Fitzgerald Brown was born on July 2, 1971 in Barnwell, S.C. ... Attended Blackville-Hilda High in Blackville, S.C. and lettered in football and track ... Played on state championship team, which finished 14-1 in 1988 ... Caught 46 passes for 707 yards and 10 touchdowns that year ... Majored in computer science at Marshall ... Troy and his wife, Kimberly, have a son, Sir'mon.

TROY BROWN

Pos: WR/PR **Ht:** 5-10 **Wt:** 190 **Year:** 8th **Acq:** D8-93 (198th) **College:** Marshall **Born:** 7/2/71 **Contract:** '04

Regular Season			Receiving					Kick Returns					Punt Returns						Fumbles		Tackles	
Year	Team	G/S	No	Yds	Avg	Lg	TD	No	Yds	Avg	Lg	TD	No	FC	Yds	Avg	Lg	TD	No	Lost	SpT	Msc
1993	Patriots	12/0	2	22	11	14	0	15	243	16.2	29	0	25	9	224	9.0	19	0	2	1	0	0
1994	Patriots	9/0	0	0	0	0	0	1	14	14.0	14	0	24	10	202	8.4	38	0	2	0	0	1
1995	Patriots	16/0	14	159	11.4	31	0	31	672	21.7	38	0	0	0	0	0	0	0	1	0	1	1
1996	Patriots	16/0	21	222	10.6	38	0	29	634	21.9	51	0	0	0	0	0	0	0	0	0	6	1
1997	Patriots	16/6	41	607	14.8	67	6	0	0	0	0	0	0	0	0	0	0	0	0	0	5	2
1998	Patriots	10/0	23	346	15.0	52	1	0	0	0	0	0	17	8	225	13.2	39	0	0	0	8	0
1999	Patriots	13/1	36	471	13.1	37	1	8	271	33.9	54	0	38	13	405	10.7	52	0	1	0	4	1
Totals-7 years		**92/7**	**137**	**1827**	**13.3**	**67**	**8**	**84**	**1834**	**21.8**	**54**	**0**	**104**	**38**	**1056**	**10.2**	**52**	**0**	**6**	**1**	**34**	**6**

Postseason			Receiving					Kick Returns					Punt Returns						Fumbles		Tackles	
Year	Team	G/S	No	Yds	Avg	Lg	TD	No	Yds	Avg	Lg	TD	No	FC	Yds	Avg	Lg	TD	No	Lost	SpT	Msc
1994	Patriots	1/0	0	0	0.0	0	0	0	0	0	0	0	2	0	5	2.5	5	0	0	0	0	0
1996	Patriots	2/0	0	0	0.0	0	0	2	54	27	29	0	0	0	0	0	0	0	0	0	0	0
1997	Patriots	2/0	3	38	12.7	24t	1	0	0	0	0	0	1	2	0	0	0	0	0	0	0	0
1998	Patriots	1/0	4	46	11.5	21	0	0	0	0	0	0	4	0	27	6.8	17	0	0	0	0	0
Totals-4 years		**6/0**	**7**	**84**	**12.0**	**24t**	**1**	**2**	**54**	**27**	**29**	**0**	**7**	**2**	**32**	**4.6**	**17**	**0**	**0**	**0**	**0**	**0**

Additional Regular Season Statistics — Fumbles Recovered (5): 1993 (1), 1994 (2), 1995 (1 for 75-yard touchdown return)
Rushing: 1997 (1 for -18 yards), 1999 (1 for 0). Passing: 1999 (0 for 1)
Additional Postseason Statistics – Fumbles Recovered (1): 1997 (1)

BROWN'S CAREER GAME-BY-GAME

			RECEIVING					KICK RETURNS					PUNT RETURNS					
1993	**Opponent**	**Starts**	**No**	**Yds**	**Avg**	**Lg**	**TD**	**No**	**Yds**	**Avg**	**Lg**	**TD**	**No**	**FC**	**Yds**	**Avg**	**Lg**	**TD**
09/05	at Buffalo	p	-	-	-	-	-	1	29	29.0	29	2	2	1	14	7.0	17	0
09/12	Detroit (ot)	p	-	-	-	-	-	4	80	20.0	28	0	2	0	27	13.5	16	0
09/19	Seattle	p	-	-	-	-	-	1	16	16.0	16	0	1	1	0	0.0	0	0
09/26	at New York Jets	p	-	-	-	-	-	2	20	10.0	14	0	1	0	10	10.0	10	0
10/10	at Phoenix	p	1	8	8.0	8	0	-	-	-	-	-	4	1	32	8.0	11	0
10/17	Houston	p	1	14	14.0	14	0	3	26	8.7	14	0	2	0	13	6.5	10	0
10/24	at Seattle	p	-	-	-	-	-	1	15	15.0	15	0	5	3	54	10.8	19	0
10/31	at Indianapolis	p	-	-	-	-	-	1	20	20.0	20	0	0	2	0	0.0	0	0
11/07	Buffalo	p	-	-	-	-	-	1	27	27.0	27	0	3	0	38	12.7	15	0
11/21	at Miami	p	-	-	-	-	-	1	10	10.0	10	0	3	1	21	7.0	15	0
11/28	New York Jets	p	-	-	-	-	-	-	-	-	-	-	2	0	15	7.5	15	0
12/05	at Pittsburgh	p	-	-	-	-	-	-	-	-	-	-	-	-	-	-	-	-
1993 Season Totals		**12/0**	**2**	**22**	**11.0**	**14**	**0**	**15**	**243**	**16.2**	**29**	**0**	**25**	**9**	**224**	**9.0**	**19**	**0**

			RECEIVING					KICK RETURNS					PUNT RETURNS					
1994	**Opponent**	**Starts**	**No**	**Yds**	**Avg**	**Lg**	**TD**	**No**	**Yds**	**Avg**	**Lg**	**TD**	**No**	**FC**	**Yds**	**Avg**	**Lg**	**TD**
10/30	Miami	p	-	-	-	-	-	-	-	-	-	-	2	2	29	14.5	16	0
11/06	at Cleveland	p	-	-	-	-	-	1	14	14.0	14	0	3	0	8	2.7	8	0
11/13	Minnesota	p	-	-	-	-	-	-	-	-	-	-	3	0	24	8.0	12	0
11/20	San Diego	p	-	-	-	-	-	-	-	-	-	-	2	1	10	5.0	7	0
11/27	at Indianapolis	p	-	-	-	-	-	-	-	-	-	-	3	1	19	6.3	12	0
12/04	New York Jets	p	-	-	-	-	-	-	-	-	-	-	5	1	36	7.2	14	0
12/11	Indianapolis	p	-	-	-	-	-	-	-	-	-	-	4	0	62	15.5	38	0
12/18	at Buffalo	p	-	-	-	-	-	-	-	-	-	-	2	1	14	7.0	12	0
12/24	at Chicago	p	-	-	-	-	-	-	-	-	-	-	0	4	0	0.0	0	0
1994 Season Totals		**9/0**						**1**	**14**	**14.0**	**14**	**0**	**24**	**10**	**202**	**8.4**	**38**	**0**

			RECEIVING					KICK RETURNS					PUNT RETURNS					
1995	**Opponent**	**Starts**	**No**	**Yds**	**Avg**	**Lg**	**TD**	**No**	**Yds**	**Avg**	**Lg**	**TD**	**No**	**FC**	**Yds**	**Avg**	**Lg**	**TD**
09/03	Cleveland	p	-	-	-	-	-	3	39	13.0	19	0	-	-	-	-	-	-
09/10	Miami	p	-	-	-	-	-	0	0	0.0	0	0	-	-	-	-	-	-
09/17	at San Francisco	p	5	72	14.4	25	0	2	61	30.5	35	0	-	-	-	-	-	-
10/01	at Atlanta	p	4	44	11.0	31	0	0	0	0.0	0	0	-	-	-	-	-	-
10/08	Denver	p	3	25	8.3	11	0	3	65	21.7	31	0	-	-	-	-	-	-
10/15	at Kansas City	p	2	18	9.0	13	0	4	107	26.8	36	0	-	-	-	-	-	-
10/23	Buffalo	p	-	-	-	-	-	2	41	20.5	25	0	-	-	-	-	-	-
10/29	Carolina	p	-	-	-	-	-	1	2	2.0	2	0	-	-	-	-	-	-
11/05	at New York Jets	p	-	-	-	-	-	1	31	31.0	31	0	-	-	-	-	-	-
11/12	at Miami	p	-	-	-	-	-	1	24	24.0	24	0	-	-	-	-	-	-
11/19	Indianapolis	p	-	-	-	-	-	2	33	16.5	26	0	-	-	-	-	-	-
11/26	at Buffalo	p	-	-	-	-	-	4	76	19.0	22	0	-	-	-	-	-	-
12/03	New Orleans	p	-	-	-	-	-	2	50	25.0	34	0	-	-	-	-	-	-
12/10	New York Jets	p	-	-	-	-	-	0	0	0 0	0	0	-	-	-	-	-	-
12/16	at Pittsburgh	p	-	-	-	-	-	4	83	20.8	38	0	-	-	-	-	-	-
12/23	at Indianapolis	p	-	-	-	-	-	2	60	30.0	33	0	-	-	-	-	-	-
1995 Season Totals		**16/0**	**14**	**159**	**11.4**	**31**	**0**	**31**	**672**	**21.7**	**38**	**0**	**0**	**0**	**0**	**0.0**	**0**	**0**

BROWN'S CAREER GAME-BY-GAME CONT.

			RECEIVING					KICK RETURNS					PUNT RETURNS					
1996	**Opponent**	**Starts**	**No**	**Yds**	**Avg**	**Lg**	**TD**	**No**	**Yds**	**Avg**	**Lg**	**TD**	**No**	**FC**	**Yds**	**Avg**	**Lg**	**TD**
09/01 at	Miami	p	-	-	-	-	-	1	20	20.0	20	0	-	-	-	-	-	-
09/08 at	Buffalo	p	-	-	-	-	-	1	17	17.0	17	0	-	-	-	-	-	-
09/15	Arizona	p	-	-	-	-	-	0	0	0.0	0	0	-	-	-	-	-	-
09/22	Jacksonville	p	-	-	-	-	-	4	80	20.0	33	0	-	-	-	-	-	-
10/06at	Baltimore	p	-	-	-	-	-	4	105	26.3	51	0	-	-	-	-	-	-
10/13	Washington	p	1	9	9.0	9	0	2	41	20.5	22	0	-	-	-	-	-	-
10/20 at	Indianapolis	p	-	-	-	-	-	2	53	26.5	34	0	-	-	-	-	-	-
10/27	Buffalo	p	3	43	14.3	27	0	3	56	18.7	22	0	-	-	-	-	-	-
11/03	Miami	p	3	30	10.0	12	0	0	0	0.0	0	0	-	-	-	-	-	-
11/10 at	New York Jets	p	1	16	16.0	16	0	1	28	28.0	28	0	-	-	-	-	-	-
11/17	Denver	p	2	14	7.0	10	0	4	83	20.8	29	0	-	-	-	-	-	-
11/24	Indianapolis	p	3	26	8.7	12	0	2	56	28.0	30	0	-	-	-	-	-	-
12/01	at San Diego	p	-	-	-	-	-	2	38	19.0	26	0	-	-	-	-	-	-
12/08	New York Jets	p	-	-	-	-	-	1	15	15.0	15	0	-	-	-	-	-	-
12/15	at Dallas	p	1	9	9.0	9	0	0	0	0.0	0	0	-	-	-	-	-	-
12/21	at N.Y. Giants	p	7	75	10.7	38	0	2	42	21.0	28	0	-	-	-	-	-	-
1996 Season Totals		**16/0**	**21**	**222**	**10.6**	**38**	**0**	**29**	**634**	**21.9**	**51**	**0**	**0**	**0**	**0**	**0.0**	**0**	**0**
01/05	Pittsburgh	p	-	-	-	-	-	-	-	-	-	-	-	-	-	-	-	-
01/12	Jacksonville	p	-	-	-	-	-	-	-	-	-	-	-	-	-	-	-	-
01/26	vs Green Bay				inactive					inactive					inactive			

			RECEIVING					KICK RETURNS					PUNT RETURNS					
1997	**Opponent**	**Starts**	**No**	**Yds**	**Avg**	**Lg**	**TD**	**No**	**Yds**	**Avg**	**Lg**	**TD**	**No**	**FC**	**Yds**	**Avg**	**Lg**	**TD**
08/31	San Diego	p	4	24	6.0	8	0	-	-	-	-	-	-	-	-	-	-	-
09/07	at Indianapolis	S	3	35	11.7	21	1	-	-	-	-	-	-	-	-	-	-	-
09/14	New York Jets	p	1	-6	-6.0	-6	0	-	-	-	-	-	-	-	-	-	-	-
09/21	Chicago	p	6	124	20.7	52	1	-	-	-	-	-	-	-	-	-	-	-
10/06	at Denver	p	1	10	10.0	10	0	-	-	-	-	-	-	-	-	-	-	-
10/12	Buffalo	p	-	-	-	-	-	-	-	-	-	-	-	-	-	-	-	-
10/19	at New York Jets	p	5	125	25.0	67	1	-	-	-	-	-	-	-	-	-	-	-
10/27	Green Bay	p	-	-	-	-	-	-	-	-	-	-	-	-	-	-	-	-
11/02	at Minnesota	p	2	37	18.5	26	0	-	-	-	-	-	-	-	-	-	-	-
11/09	at Buffalo	p	2	61	30.5	50	0	-	-	-	-	-	-	-	-	-	-	-
11/16	at Tampa Bay	S	5	58	11.6	21	0	-	-	-	-	-	-	-	-	-	-	-
11/23	Miami	S	3	46	15.3	35	1	-	-	-	-	-	-	-	-	-	-	-
11/30	Indianapolis	S	3	35	11.7	18	1	-	-	-	-	-	-	-	-	-	-	-
12/07	at Jacksonville	S	3	26	8.7	11	1	-	-	-	-	-	-	-	-	-	-	-
12/13	Pittsburgh	S	3	32	10.7	13	0	-	-	-	-	-	-	-	-	-	-	-
12/22	at Miami	p	-	-	-	-	-	-	-	-	-	-	-	-	-	-	-	-
1997 Season Totals		**16/6**	**41**	**607**	**14.8**	**67**	**6**	**0**	**0**	**0.0**	**0**	**0**	**0**	**0**	**0**	**0.0**	**0**	**0**
12/28	Miami	p	2	32	16.0	24	1	-	-	-	-	-	1	0	2	2.0	2	0
01/03	at Pittsburgh	p	1	6	6.0	6	0	-	-	-	-	-	-	-	-	-	-	-
1997 Totals		**2/0**	**3**	**38**	**12.7**	**24**	**1**	**0**	**0**	**0.0**	**0**	**0**	**1**	**0**	**2**	**2.0**	**2**	**0**

BROWN'S CAREER GAME-BY-GAME CONT.

			RECEIVING					KICK RETURNS					PUNT RETURNS					
1998	**Opponent**	**Starts**	**No**	**Yds**	**Avg**	**Lg**	**TO**	**No**	**Yds**	**Avg**	**Lg**	**TO**	**No**	**FC**	**Yds**	**Avg**	**Lg**	**TO**
09/07 at	Denver	p	5	97	19.4	52	1	-	-	-	-	-	2	2	8	4.0	10	0
09/13	Indianapolis	p	3	50	16.7	26	0	-	-	-	-	-	1	3	38	38.0	38	0
09/20	Tennessee	p	3	29	9.7	16	0	-	-	-	-	-	1	1	1	1.0	1	0
10/04 at	New Orleans	p	3	32	10.7	16	0	-	-	-	-	-	5	0	104	20.8	39	0
10/11	Kansas City	p	3	55	18.3	39	0	-	-	-	-	-	3	0	31	10.3	15	0
10/19	New York Jets	p	4	41	10.3	18	0	-	-	-	-	-	1	1	1	1.0	1	0
10/25 at	Miami			inactive					inactive						inactive			
11/01 at	Indianapolis			inactive					inactive						inactive			
11/08	Atlanta			inactive					inactive						inactive			
11/15 at	Buffalo			inactive					inactive						inactive			
11/23	Miami			inactive					inactive						inactive			
11/29	Buffalo			inactive					inactive						inactive			
12/06 at	Pittsburgh	p	-	-	-	-	-	-	-	-	-	-	-	-	-	-	-	-
12/13 at	St. Louis	p	2	42	21.0	35	0	-	-	-	-	-	-	-	-	-	-	-
12/20	San Francisco	p	-	-	-	-	-	-	-	-	-	-	2	1	24	12.0	14	0
12/27 at	New York Jets	p	-	-	-	-	-	-	-	-	-	-	2	0	18	9.0	10	0
1998 Season Totals		**10/0**	**23**	**346**	**15.0**	**52**	**1**	**0**	**0**	**0.0**	**0**	**0**	**17**	**8**	**225**	**13.2**	**39**	**0**
01/03 at	Jacksonville	p	4	46	11.5	21	0	-	-	-	-	-	4	0	27	6.8	17	0

			RECEIVING					KICK RETURNS					PUNT RETURNS					
1999	**Opponent**	**Starts**	**No**	**Yds**	**Avg**	**Lg**	**TD**	**No**	**Yds**	**Avg**	**Lg**	**TO**	**No**	**FC**	**Yds**	**Avg**	**Lg**	**TO**
9/12 at	NY Jets	p	2	33	16.5	18	0	-	-	-	-	-	2	0	33	16.5	26	0
9/19	Indianapolis	p	2	37	18.5	23	0	-	-	-	-	-	2	2	5	2.5	5	0
9/26	NY Giants	p	4	50	12.5	25	0	-	-	-	-	-	2	0	18	9	13	0
10/3 at	Cleveland	p	4	59	14.8	30	0	1	16	16.0	16	0	6	1	35	5.8	12	0
10/10 at	Kansas City	p	-	-	-	-	-	1	28	28.0	28	0	-	-	-	-	-	-
10/17	Miami			inactive					inactive						inactive			
10/24	Denver			inactive					inactive						inactive			
10/31 at	Arizona			did not play					did not play						did not play			
11/15	NY Jets	p	2	41	20.5	31t	1	-	-	-	-	-	3	0	17	5.7	9	0
11/21 at	Miami	p	3	26	8.7	13	0	-	-	-	-	-	3	3	16	5.3	8	0
11/28 at	Buffalo	p	1	11	11.0	11	0	-	-	-	-	-	3	1	34	11.3	20	0
12/5	Dallas	p	4	40	10.0	19	0	-	-	-	-	-	3	1	32	10.7	16	0
12/12 at	Indianapolis	p	3	53	17.7	28	0	-	-	-	-	-	4	0	69	17.3	22	0
12/19 at	Philadelphia	p	5	105	21.0	37	0	-	-	-	-	-	4	4	45	11.3	32	0
12/26	Buffalo	p	1	-3	-3.0	-3	0	4	124	31.0	42	0	2	1	31	17.3	17	0
1/2	Baltimore	S	5	19	3.8	8	0	2	103	51.5	54	0	4	0	70	17.5	52	0
1999 Season Totals		**13/1**	**36**	**471**	**13.1**	**37**	**1**	**8**	**271**	**33.9**	**54**	**0**	**38**	**13**	**405**	**10.7**	**52**	**0**

TEDY BRUSCHI

LINEBACKER

6-1' ★ 245LBS ★ 5TH YEAR ★ 5TH YEAR W/PATRIOTS
ARIZONA ★ COMMUNICATIONS
ACQ: D3-96 (86TH) ★ SIGNED THROUGH 2001
BORN 6/9/73 ★ SAN FRANCISCO, CA

Career Transactions

Tedy Bruschi was drafted by the Patriots in the third round (86th overall) of the 1996 NFL draft ... The selection was obtained from Detroit along with a 1996 fourth (Chris Sullivan) and sixth-round (Marrio Grier) selection in exchange for New England's 1996 third-round selection (76th overall, Ryan Stewart) ... Signed a three-year deal on July 17, 1996 ... Became an unrestricted free agent on Feb. 11, 2000 ... Re-signed a two-year deal with the Patriots on March 23, 2000.

Career Games Played/Started

Regular Season: 62/22, Postseason: 6/1

Career Highlights

★Started 14 games in 1999 and finished second on the team with 138 total tackles, including two sacks.

★Accepted the starting WLB responsibilities at mid-season in 1998 and finished fourth on the team with 81 tackles.

★The NCAA's all-time sack leader has provided 12 sacks in four seasons as a Patriot. In the 11 regular season games in which Bruschi has recorded at least one sack, the Patriots are 11-0.

★ecorded two sacks in Super Bowl XXXI vs. Green Bay, just one shy of the Super Bowl record.

★Credited with two defensive tackles, two special teams tackles, two passes defensed and an interception in the AFC Championship Game to secure a 20-6 victory over Jacksonville (1/12/97).

★Scored his first career touchdown (at any level of competition) at Baltimore (10/6/96) when he picked up a loose ball after Larry Whigham blocked a punt and returned it 4 yards for a TD.

★Credited with a pair of sacks and forced his first career fumble at Baltimore (10/6/96).

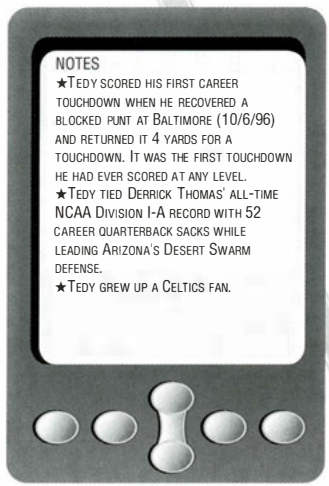

Seasonal Reviews

1999 (14/14): Started 14 games at outside linebacker and recorded a career high 138 total tackles, including two sacks ... Helped lead a spirited defensive unit which ranked eighth overall in the NFL in 1999, the highest ranking by a Patriots defensive unit since 1988 (4th) ... Finished second on the team in tackles, despite missing two games due to a right knee sprain ... Only Lawyer Milloy (173) had more tackles ... Credited with his first career interception, one of six passes defensed on the year ... Recorded double-digit tackle totals in seven games ... Led the team (or shared the lead) in four games. **NY Jets (9/12):** Opened the season recording a career-high 14 total tackles and tied his career high with eight solo stops in a 30-28 victory over the Jets ... His 14 tackles co-led the team, along with Milloy ... Recorded his first sack of the season on Rick Mirer's first play of the game in the fourth quarter against the Jets. **Indianapolis (9/19):** Named defensive co-captain for the game and recorded 10 tackles, sharing team-high honors with Andy Katzenmoyer. **NY Giants (9/26):** Combined with Willie McGinest to stop Kent Graham on a fourth-and-one attempt at the Patriots' 41-yard line in the third ... The Patriots responded with an 11-play, 58-yard scoring drive ... Limited the Giants to just 57 yards rushing and just 258 total net yards in a 16-14 victory over the Giants. **Cleveland (10/3):** Sacked Tim Couch on the opening possession of the game ... It was his second sack of the season and the 12th of his career ... Limited the Browns to just 70 yards rushing and just 250 total net yards in a 19-7 victory to help the Patriots to a 4-0 record. **Arizona (10/31):**

Helped limit the Cardinals to just eight first downs and a defensive season-best 166 total net yards, including just 76 yards rushing, in a 27-3 victory ... The 90 yards passing was the lowest by a Patriot opponent since 1994. **Buffalo (11/28):** Named defensive co-captain for the game and earned Miller Lite Player of the Game honors for the first time of his career after recording a game-high 14 tackles vs. the Bills ... Led a defensive unit that held the Bills' vaunted rushing attack to just 11 yards on 12 carries in the first half and just 92 yards in the entire game. **Dallas (12/5):** Earned Miller Lite Player of the Game honors for the second consecutive week while leading the Patriots to a 13-6 victory over the Cowboys, the Patriots first win of the series in franchise history ... Limited the Cowboys rushing attack to just 63 yards on 23 carries (2.7 avg.), the second-best defensive effort of the season ... Held Emmitt Smith to just 75 yards rushing, his second-lowest total of the season, snapping a three game 100-yard rushing streak ... Dallas finished the game with just 203 total net yards, their lowest production of the season. **Philadelphia (12/19):** Recorded the first interception of his career when he stepped in front of Duce Staley to pick off a Koy Detmer attempt in the first quarter ... Finished the game with 12 tackles. **Buffalo (12/26):** Posted double-digit tackle totals for the second consecutive week with 13 stops against the Bills ... Recovered an Eric Moulds fumble, forced by Tony George, during the overtime period against the Bills. **Baltimore (1/2/00):** Extended his streak of double-digit tackle totals to an individual best three consecutive games when he recorded 10 tackles in the season finale to help the Patriots to a 20-3 victory over the Ravens ... Held the Ravens, who entered the game averaging 21.4 points per game, to a season-low three points.

1998 (16/7; 1/1): Played in every game for the third consecutive year ... Replaced an injured Todd Collins at weak-side linebacker at Buffalo (11/15) and started the last eight games of the season, including the Patriots' wild-card playoff game in Jacksonville (1/3/99) ... Finished fourth on the team with a career-high 81 tackles, including a pair of sacks ... Opened the season in his now familiar role as a pass rush specialist, rushing the passer from a down-lineman position in the Patriots nickel and dime defenses ... Recorded his first sack of the season at New Orleans (10/4) ... His second sack came the following week in a 40-10 victory over Kansas City (10/11) ... He finished that game with three tackles, including the sack, a forced fumble and two special teams tackles ... Replaced Collins at WLB at Buffalo (11/15) and recorded a career-high with 10 defensive stops ... Had a repeat performance the following week, providing 10 tackles in a 26-23 win over Miami (11/23) ... Provided eight stops (6 solos), recorded a career-high three passes defensed and forced his second fumble of the season in a 25-21 victory over Buffalo (11/29) ... Posted a career-high with eight solo tackles at St. Louis (12/13) a mark he matched two weeks later in the season finale at New York (12/27) with eight solo hits and 10 total tackles ... Forced San Francisco's WR Jerry Rice to fumble, setting up a Patriots touchdown in 24-21 victory (12/20) ... Recorded seven solo stops the following week in the wild-card playoff game at Jacksonville.

1997 (16/1; 2/0): Saw action in every game for the second consecutive season ... Posted 30 defensive tackles, including four sacks, and added 13 special teams stops ... His four sacks and 13 special teams tackles each ranked third on the team ... Forced two fumbles, recovered one ... Knocked Stan Humphries from the game in the season opening victory over San Diego (8/31) ... Made his NFL starting debut at WLB at Indianapolis (9/7) and responded with four tackles, including his first sack of the season, and a fumble recovery ... Collected four tackles, including his second sack of the season, vs. Chicago (9/21) ... Recorded his third sack of the season two weeks later vs. Buffalo (10/12) ... Selected as special teams captain vs. Green Bay (10/27) and recorded a season-high five defensive tackles ... Left the game early due to a sprained ankle at Jacksonville (12/7) after recording two solo stops, including his fourth sack of the season ... Collected three tackles in each of the Patriots playoff games, vs. Miami (12/28) and at Pittsburgh (1/3).

1996 (16/0; 3/0): Played in every game as a rookie, filling a role as a pass rush specialist and playing on many special teams units ... Finished the season with 11 tackles, including four sacks ... Ranked third on the team with 17 special teams tackles ... Scored his first career touchdown at Baltimore (10/6) when he picked up a loose ball after Larry Whigham blocked a punt and returned it 4 yards for a touchdown ... It was his first touchdown scored at any level of competition ... Also recorded two sacks and forced his first career fumble at Baltimore (10/6) ... Registered a season-high with three special teams tack-

les at Indianapolis (10/20) and at the New York Giants (12/21) … Recorded a season-high with three solo tackles vs. the Jets (12/8) … Excelled in the playoffs, totaling seven tackles, two sacks, two passes defensed, an interception and four special teams tackles in three games … Made two defensive stops and assisted on a special teams tackle in the divisional playoff game vs. Pittsburgh (1/5/97) … Credited with two defensive tackles, two special teams tackles, two passes defensed and grabbed his first career interception late in the fourth quarter of the AFC Championship Game to secure a 20-6 victory over Jacksonville (1/12/97) … Closed out his rookie campaign with three tackles, including two sacks in a 35-21 loss to Green Bay in Super Bowl XXXI (1/26/97) … His two sacks set a team Super Bowl record and was just one shy of the all-time Super Bowl record.

College

Bruschi tied the NCAA Division I-A career sack record with 52.0 quarterback sacks, equaling the mark set by former Alabama All-American, the late Derrick Thomas… Bruschi graduated with 74 tackles for losses, which ranked sixth in Division I-A history … Compiled 185 total tackles (137 solos), forced six fumbles and recovered five others during his collegiate career. **1995:** Consensus All-American and All-Pacific-10 selection his senior year … Totaled 56 tackles (44 solos), including 14.5 sacks (96 yards) and 19.5 tackles for losses of 110 yards … His sack total ranked third in the nation … Added four pass deflections and forced one fumble. **1994:** Earned consensus All-America honors and was one of four finalists for the Lombardi Award, given annually to the top lineman in the nation … He was also a finalist for ***Football News'*** National Defensive Player of the Year award … Totaled 39 tackles, including 10 sacks for 65 yards and 15 tackles for losses. **1993:** Earned Second-Team All-America honors after setting an all-time school record with 19 sacks (143 yards) as a sophomore, breaking the previous record of 15 (Steve Boadway in 1984) … Earned first-team All-Pac-10 honors and was named the team's Most Valuable Player … His 27.5 tackles for losses, including 19 sacks were each career highs. **1992:** Played strongside outside linebacker prior to his transition to the defensive line in 1993 … Started just one of 12 games and still managed to post 4.5 sacks for the season. **1991:** Missed the first three games of the season due to a pinched nerve in his neck … Returned and started vs. Long Beach State and Washington as a true freshman, but suffered a broken left thumb and was redshirted.

Personal

Tedy Lacap Bruschi was born the son of Juanita Sandys and Anthony Bruschi Sr. on June 9, 1973 in San Francisco, Calif. … He is one of five children … His stepfather, Ron Sandys, was a professional tennis player … Tedy attended Roseville (Calif.) High, where he lettered twice in football and was a two-year captain, earning all-conference, all-northern California and all-metro honors as a defensive tackle … He also earned a letter in wrestling and two letters in track, competing in the shot put and discus … He wrestled in the heavyweight division … He earned his bachelor's degree in communications at Arizona … He has worked with a Pop Warner football league in Tucson, Ariz. … Tedy's wife, Heidi, is a personal trainer and is the high school volleyball coach at Walpole High.

SINGLE-GAME CAREER HIGHS

Regular Season

Tackles:	14 at Buffalo (11/28/99)
	14 at New York Jets (9/12/99)
	13 Buffalo (12/26/99)
	13 New York Jets (11/15/99)
Solo:	9 at St. Louis (12/13/98)
	8 at Buffalo (11/28/99)
	8 at New York Jets (9/12/99)
	8 at New York Jets (12/27/98)
Assisted:	7 vs. New York Giants (9/26/99)
	7 vs. Miami (11/23/98)
Sacks:	2 at Baltimore (10/6/96)
Interceptions:	1 at Philadelphia (12/19/99)
Touchdowns:	1 at Baltimore (10/6/96) (4-yard blocked punt return)

Postseason

Tackles:	7 at Jacksonville (1/3/99)
Solo:	7 at Jacksonville (1/3/99)
Assisted:	1 (twice)
Sacks:	2 vs. Green Bay (1/26/97) Super Bowl
Interceptions:	1 vs. Jacksonville (1/12/97)

HONORS ANO AWARDS

Miller Lite Player of the Game Honors

11/28/99 at Buffalo
12/05/99 vs. Dallas

TEDY BRUSCHI

Pos: OLB **Ht:** 6-1 **Wt:** 245 **Year:** 5th **Acq:** D3-'96 (86th) **College:** Arizona **Born:** 6/9/73 **Contract:** '01

Regular Season			Tackles					Interceptions						Miscellaneous				
Year	**Team**	**G/S**	**TT**	**UT**	**A**	**S**	**Yds**	**No**	**Yds**	**Avg**	**Lg**	**TD**	**PD**	**FF**	**FR**	**Yds**	**TD**	**SpT**
1996	Patriots	16/0	11	10	1	4	26	0	0	0.0	0	0	0	1	0	0	0	17
1997	Patriots	16/1	30	25	5	4	21	0	0	0.0	0	0	1	2	1	4	1	13
1998	Patriots	16/7	81	56	25	2	15	0	0	0.0	0	0	5	3	0	0	0	7
1999	Patriots	14/14	138	77	61	2	8	1	1	1.0	1	0	6	1	1	0	0	0
Totals - 4 Years		**62/22**	**260**	**168**	**92**	**12**	**70**	**1**	**1**	**1.0**	**1**	**0**	**12**	**7**	**2**	**4**	**1**	**37**
PostSeason			**Tackles**					**Interceptions**						**Miscellaneous**				
1996	Patriots	3/0	7	7	0	2	14	1	12	6.0	12	0	2	0	0	0	0	4
1997	Patriots	2/0	6	3	3	0	0	0	0	0.0	0	0	2	0	0	0	0	1
1998	Patriots	1/1	7	7	0	0	0	0	0	0.0	0	0	0	0	0	0	0	0
Totals - 3 Years		**6/1**	**20**	**17**	**3**	**2**	**14**	**1**	**12**	**6.0**	**12**	**0**	**4**	**0**	**0**	**0**	**0**	**5**

BRUSCHI'S CAREER GAME-BY-GAME

1996	**Opponent**	**S**	**TT**	**UT**	**A**	**S/Yds**	**I/Yds**	**PD**	**FF**	**FR**	**SpT**		**Score**
09/01	at Miami	p	-	-	-	- -	- -	-	-	-	-	L	10-24
09/08	at Buffalo	p	-	-	-	- -	- -	-	-	-	-	L	10-17
09/15	Arizona	p	1	-	1	- -	- -	-	-	-	2	W	31-0
09/22	Jacksonville	p	-	-	-	- -	- -	-	-	-	1	W	28-25
10/06	at Baltimore	p	2	2	-	2 9	- -	-	1	-	1	W	46-38
10/13	Washington	p	-	-	-	- -	- -	-	-	-	1	L	22-27
10/20	at Indianapolis	p	1	1	-	- -	- -	-	-	-	3	W	27-9
10/27	Buffalo	p	1	1	-	- -	- -	-	-	-	-	W	28-25
11/03	Miami	p	-	-	-	- -	- -	-	-	-	1	W	42-23
11/10	at New York Jets	p	-	-	-	- -	- -	-	-	-	2	W	31-27
11/17	Denver	p	-	-	-	- -	- -	-	-	-	-	L	8-34
11/24	Indianapolis	p	1	1	-	- -	- -	-	-	-	1	W	27-13
12/01	at San Diego	p	2	2	-	1 9	- -	-	-	-	-	W	45-7
12/08	New York Jets	p	3	3	-	1 8	- -	-	-	-	2	W	24-10
12/15	at Dallas	p	-	-	-	- -	- -	-	-	-	-	L	6-12
12/21	at NY Giants	p	-	-	-	- -	- -	-	-	-	3	W	23-22
1996 Totals			**16/0**	**11**	**10**	**1**	**4/26**	**0/0**	**0**	**1**	**0**	**17**	**11-5**
01/05	Pittsburgh	p	2	2	0	- -	- -	-	-	-	1	W	28-3
01/12	Jacksonville	p	2	2	0	- -	112	2	-	-	2	W	20-6
01/26	Green Bay	p	3	3	0	2/14	- -	-	-	-	1	L	21-35
1996 Postseason			**3/0**	**7**	**7**	**0**	**2/14**	**1/12**	**2**	**0**	**0**	**4**	**2-1**

1997	**Opponent**	**P/S**	**TT**	**UT**	**A**	**S/Yds**	**I/Yds**	**PD**	**FF**	**FR**	**SpT**		**Score**
08/31	San Diego	p	4	4	0	- -	- -	1	1	-	1	W	41-7
09/07	at Indianapolis	S	4	4	0	1 7	- -	-	-	1	-	W	31-6
09/14	New York Jets	p	1	1	0	- -	- -	-	-	-	1	W	27-24
09/21	Chicago	p	4	2	2	1 0	- -	-	-	-	-	W	31-3
10/06	at Denver	p	0	0	0	- -	- -	-	-	-	1	L	13-34
10/12	Buffalo	p	2	2	0	1 9	- -	1	-	-	2	W	33-6
10/19	at New York Jets	p	2	1	1	- -	- -	-	-	-	1	L	19-24
10/27	Green Bay	p	5	4	1	- -	- -	-	-	-	-	L	10-28
11/02	at Minnesota	p	0	0	0	- -	- -	-	-	-	1	L	18-23
11/09	at Buffalo	p	4	3	1	- -	- -	-	-	-	1	W	31-10
11/16	at Tampa Bay	p	0	0	0	- -	- -	-	-	-	1	L	7-27
11/23	Miami	p	2	2	0	- -	- -	-	-	-	1	W	27-24
11/30	Indianapolis	p	0	0	0	- -	- -	-	-	-	1	W	20-17
12/07	at Jacksonville	p	2	2	0	1 5	- -	-	-	-	-	W	26-20
12/13	Pittsburgh	p	0	0	0	- -	- -	-	-	-	2	L	21-24
12/22	at Miami	p	0	0	0	- -	- -	-	-	-	-	W	14-12
1997 Totals			**16/13**	**0**	**25**	**5**	**4/21**	**0/0**	**1**	**2**	**1**	**13**	**10-6**
12/28	Miami	p	3	2	1	- -	- -	1	-	-	1	W	17-3
01/03	at Pittsburgh	p	3	2	1	- -	- -	-	-	-	-	L	6-7
1997 Postseason			**2/0**	**6**	**4**	**2**	**0/0**	**0/0**	**1**	**0**	**0**	**1**	**1-1**

1998	**Opponent**	**S**	**TT**	**UT**	**A**	**S/Yds**	**I/Yds**	**PD**	**FF**	**FR**	**SpT**		**Score**
09/07	at Denver	p	0	0	0	- -	- -	-	-	-	-	L	21-27
09/13	Indianapolis	p	3	2	1	- -	- -	-	-	2		W	29-6
09/20	Tennessee	p	4	3	1	- -	- -	-	-	-	-	W	27-16
10/04	at New Orleans	p	4	3	1	1 7	- -	-	-	-	-	W	30-27
10/11	Kansas City	p	3	3	0	1 8	- -	-	1	-	2	W	40-10
10/19	New York Jets	p	4	2	2	- -	- -	-	-	-	-	L	14-24
10/25	at Miami	p	0	0	0	- -	- -	1	-	-	1	L	9-12
11/01	at Indianapolis	p	7	6	1	- -	- -	1	-	-	1	W	21-16
11/08	Atlanta	p	1	0	1	- -	- -	-	-	-	1	L	10-41
11/15	at Buffalo	S	10	5	5	- -	- -	-	-	-	-	L	10-13
11/23	Miami	S	10	3	7	- -	- -	-	-	-	-	W	26-23
11/29	Buffalo	S	8	6	2	- -	- -	3	1	-	-	W	25-21
12/06	at Pittsburgh	S	3	3	0	- -	- -	-	-	-	-	W	23-9
12/13	at St. Louis	S	8	8	0	- -	- -	-	-	-	-	L	18-32
12/20	San Francisco	S	6	4	2	- -	- -	-	-	-	-	W	24-21
12/27	at New York Jets	S	10	8	2	- -	- -	-	1	-	-	L	10-31
1998 Totals			**16/7**	**81**	**56**	**25**	**2/15**	**0/0**	**5**	**3**	**0**	**7**	**9-7**
01/03	at Jacksonville	S	7	7	0	- -	- -	-	-	-	-	L	10-25

1999	**Opponent**	**Starts**	**TT**	**UT**	**A**	**S/Yds**	**Int**	**Yds**	**PD**	**FF**	**FR**	**SpT**		**Score**
09/12	at New York Jets	S	14	8	6	1 2	- -	-	-	-	-	-	W	30-28
09/19	Indianapolis	S	10	6	4	- -	- -	1	1	-	-		W	31-28
09/26	NY Giants	S	9	2	7	- -	- -	-	-	-	-	-	W	16-14
10/03	at Cleveland	S	7	4	3	1 6	- -	-	-	-	-	-	W	19-7
10/10	at Kansas City	S	7	6	1	- -	- -	-	-	-	-	-	L	14-16
10/17	Miami					inactive							L	30-31
10/24	Denver					inactive							W	24-23
10/31	at Arizona	S	6	3	3	- -	- -	-	-	-	-	-	W	27-3
11/15	New York Jets	S	13	9	4	- -	- -	-	-	-	-	-	L	17-24
11/21	at Miami	S	8	6	2	- -	- -	1	-	-	-	-	L	17-27
11/28	at Buffalo	S	14	8	6	- -	- -	1	-	-	-	-	L	7-17
12/05	Dallas	S	8	4	4	- -	- -	1	-	-	-	-	W	13-6
12/12	at Indianapolis	S	7	3	4	- -	- -	1	-	-	-	-	L	15-20
12/19	at Philadelphia	S	12	6	6	- -	1 1	1	-	-	-	-	L	9-24
12/26	Buffalo	S	13	7	6	- -	- -	-	-	-	1	-	Lot	10-13
01/02	Baltimore	S	10	5	5	- -	- -	-	-	-	-	-	W	20-3
1999 Totals			**14/14**	**138**	**77**	**61**	**2/8**	**1 1**	**6**	**1**	**1**	**0**		**8-8**

HOW THE PATRIOTS WERE BUILT

YEAR	DRAFTEES (40)	VETERAN FREE AGENTS (12)	NON-DRAFTED F.A.s (33)	TRADES/WAIVERS (1)
1993	Drew Bledsoe (1) Chris Slade (2a) Todd Rucci (2b) Vincent Brisby (2c) Troy Brown (8)			
1994	Willie McGinest (1) Max Lane (6)		Larry Whigham (4)(SEA)	
1995	Ty Law (1) Ted Johnson (2)			
1996	Terry Glenn (1) Lawyer Milloy (2) Tedy Bruschi (3)		Chad Eaton (7) Adam Vinatieri (fa)	
1997	Brandon Mitchell (2) Chris Carter (3b) Ed Ellis (4b)	Henry Thomas (3)(DET)		
1998	Robert Edwards (1a) Tebucky Jones (1b) Tony Simmons (2a) Rod Rutledge (2b) Chris Floyd (3a) Greg Spires (3b) Harold Shaw (6) Jason Andersen (7)	Tony Carter (fa)(CHI)*	Kato Serwanga (fa)	
1999	Damien Woody (1a) Andy Katzenmoyer (1b) Kevin Faulk (2) Tony George (3) Derrick Fletcher (5) Michael Bishop (7a) Sean Morey (7b)	John Friesz (6)(SEA)* Lee Johnson (5)(CIN)*	Cory Gilliard (fa) Mark Megna (6)	
2000	Adrian Klemm (2) J.R. Redmond (3) Greg Robinson-Randall (4) Dave Stachelski (5a) Jeff Marriott (5b) Antwan Harris (6a) Tom Brady (6b) David Nugent (6c) Casey Tisdale (7a) Patrick Pass (7b)	Aaron Bailey (fa)(IND) Eric Bjornson (4) (DAL)* Chad Cascadden (fa) (NYJ) Tony Gaiter (6) (SD) Raymont Harris (4) (GB) Antonio Langham (1) (CLE) Lance Scott (5) (NYG)* Grant Williams (fa) (SEA)*	Maurice Anderson (fa) Terrance Beadles (fa) Matt Bumgardner (fa) Adam Davis (fa) Shockmain Davis (fa) Chris Eitzmann (fa) John Eskridge (fa) Rob Gatrell (fa) Reggie Grimes (fa) Chad Holleman (fa) Garrett Johnson (fa) James Kibble (fa) Kelly Malveaux (fa) John Munch (fa) Lonnie Paxton (fa) Scott Pospisil (fa) Rodney Rideau (fa) Noel Scarlett (7) Thad Sheldon (fa) Jamel Smith (fa) Rob Tardio (fa) Kerry Taylor (fa) Maugaula Tuitele (fa) Ryan Tujague (fa) Martinez Williams (fa) Mike Woods (fa)	Tony Hanler (cw-MIA)

* unrestricted free agent
** restricted free agent

CHRIS CARTER

SAFETY

6-2' ★ 210LBS ★ 4TH YEAR ★ 4TH YEAR W/PATRIOTS
TEXAS ★ KINESIOLOGY (PRE-MED)
ACQ: D3B-97 (89TH) ★ SIGNED THROUGH 2000
BORN: 9/27/74 ★ TYLER, TX

Career Transactions

Chris Carter was drafted by the Patriots with the 29th selection in the third round (89th overall) of the 1997 NFL draft … Signed with the Patriots (7/15/97) … Became a restricted free agent on Feb. 11, 2000 … Tendered a one-year contract by the Patriots for the 2000 season.

Career Games Played/Started

Regular Season: 47/15, Postseason: 3/0

Career Highlights

★Finished fourth on the team with 94 total tackles and was second with three interceptions in 1999.

★Intercepted a pair of Peyton Manning passes in a 31-28, come-from-behind victory over the Colts (9/19/99).

★Finished second on the team with 20 special teams tackles in 1998.

★Batted down a Hail Mary attempt by Mark Brunell on the game's final play to preserve a 26-20 victory over the Jaguars (12/7/97).



Seasonal Reviews

1999 (15/15): Started the first 15 games of the season at free safety … Missed the last game of the season due to a hamstring injury … Finished fourth on the team with 94 total tackles and was second with three interceptions … Helped the Patriots defense to an eighth-place overall ranking (300.5 yards per game), seventh against the pass (188.3 ypg) … Part of a secondary that helped limit opponents to fewer than 200 net passing yards in 10 of 16 games … Allowed just one 300-yard passing performance all season (Brian Griese, 316 yards). **N Y Jets (9/12):** Made his NFL starting debut in the season opener and posted seven total tackles. **Indianapolis (9/19):** Intercepted a pair of Peyton Manning passes in a 31-28, come-from-behind victory over the Colts … They were the first two interceptions of his career … His first interception resulted in a Patriots touchdown … His second interception helped preserve the win late in the game … It was the only multiple interception game of the year by a Patriot and the first since Ty Law picked off two passes against Atlanta (11/8/98). **Kansas City (10/3):** Recorded a career high with 10 total tackles … Posted seven assists, also a career high. **Miami (10/17):** Recorded his first sack of the season on a safety blitz that brought down Damon Huard for a 1-yard loss … It was one of nine Patriots sacks on the day. **Arizona (10/31):** Batted down a season-high three pass attempts in a 27-3 victory over the Cardinals. **NY Jets (11/15):** Intercepted his third pass of the season when he picked off a Ray Lucas attempt in the first quarter against the Jets. **Miami (11/21):** Named defensive co-captain for the game and answered with nine defensive tackles and two special teams tackles. **Buffalo (12/26):** Recovered a first quarter fumble, forced by Chris Sullivan, at the Patriots 20-yard line before leaving the game with a pulled hamstring, which forced him to miss the season finale. **Baltimore (1/2/00):** Listed among the Patriots inactives, snapping his streak of consecutive games played at 47.

1998 (16/0, 1/0): Participated in every game for the Patriots for the second consecutive season … Saw limited playing time on defense, but still gathered 17 defensive tackles, including

his first career sack ... He saw extensive action on the team's special teams units, finishing the season with 20 special teams tackles, tied for second on the squad with Pro Bowl special teamer Larry Whigham ... Recorded a season-high five tackles in a 29-6 romp over the Colts (9/13) ... Recorded the first sack of his NFL career vs. San Francisco (12/20) when he dropped Steve Young for a 5-yard loss in a 24-21 victory that secured a playoff berth.

1997 (16/0, 2/0): Chris played in every game as a rookie, utilized exclusively on special teams ... Finished the year ranked fifth on the team with 11 special teams tackles and made one defensive tackle in a victory over Buffalo (10/12) ... Made his NFL debut vs. San Diego (8/31) and made his first career special teams tackle ... Saw some reserve action at free safety at Denver (10/6), but did not record any defensive statistics ... Batted down Mark Brunell's game-ending Hail Mary to preserve a 26-20 victory at Jacksonville (12/7) ... Added three special teams tackles during the playoffs, but did not record a defensive stop ... Made the team's final cut during the preseason with an impressive performance in the preseason finale in which he posted six tackles and intercepted a pair of passes vs. Philadelphia (8/21).

College

Carter started 43 of 47 games at the University of Texas (1993-96) and compiled 429 total tackles, including 284 solo stops ... Recorded 32 passes defensed, including 14 career interceptions ... Shattered the school record for interception return yardage with 348 yards, just under 25 yards per return (24.9 avg.) ... His 14 career interceptions ranks fourth in school history ... Averaged 8.3 yards on 21 punt returns with a long of 21 yards. **1996 (Senior):** Started 12 of 13 games and led the team with 120 total tackles (78 solos) ... Had three stops for losses of eight yards ... Deflected eight passes with one interception. **1995 (Junior):** Started every game at free safety and recorded a career-high 135 total tackles ... Picked off a career-high six passes, which he returned 146 yards (24.3 avg.), setting a school record for interception return yards in a season ... Returned nine punts for 92 yards (10.2 avg.), including a career long of 21 yards ... Selected first-team All-Southwest Conference ... Posted double-digit tackle totals in eight games. **1994 (Sophomore):** Started nine of 10 games and compiled 81 total tackles (45 solos) ... Returned 11 punts for 81 yards (7.4 avg.) with a season long of 18 yards ... Missed the first two games of the season recovering from a knee sprain suffered in practice. **1993 (Freshman):** Started nine of 11 games at free safety ... Earned freshman All-American recognition after registering 85 total tackles (55 solos) and a sack as a true freshman ... Deflected seven passes, including four interceptions, which he returned 84 yards (21.0 avg.).

SINGLE-GAME CAREER HIGHS

	Regular Season
Tackles:	10 at Kansas City (10/10/99)
Solo:	5 at Miami (11/21/99)
	at Cleveland (10/3/99)
	at Indianapolis (9/19/99)
Assists:	7 at Kansas City (10/10/99)
Sacks:	1 at Miami (10/17/99)
	1 San Francisco (12/20/98)
Interceptions:	2 at Indianapolis (9/12/99)
Touchdowns:	0

Personal

Christopher Cary Carter was born the son of Clarence Carter and Glendora Hampton on Sept. 27, 1974 in Tyler, Texas ... He attended John Tyler High School in Tyler, Texas, where he earned first-team All-American honors as a senior ... Recorded 87 tackles with five interceptions and four fumble recoveries as a free safety and caught 37 passes for 778 yards (21.0 avg.) with eight touchdowns as a receiver his senior year ... Registered 148 tackles and five interceptions as a junior ... Graduated in the top five percent of his class while lettering in football, basketball and baseball ... Science club and National Honor Society member ... Majored in kinesiology at Texas and earned school and conference academic honors.

CHRIS CARTER

Pos: S **Ht:** 6-2 **Wt:** 210 **Year:** 4th **Acq:** D3b-97 (89th) **College:** Texas **Born:** 9/27/74 **Contract:** '00

Regular Season			Tackles					Interceptions			Misc.			Postseason Statistics						
Year	Team	G/S	TT	UT	A	S	Yds	No	Yds	PD	FF	FR	SpT	G/S	TT	UT	A	S	PD	SpT
1997	Patriots	16/0	1	1	0	0	0	0	0	0	0	0	11	2/0	0	0	0	0	0	3
1998	Patriots	16/0	17	7	10	1	5	0	0	1	0	0	20	1/0	0	0	0	0	0	3
1999	Patriots	15/15	94	52	42	1	1	3	13	10	0	1	6	-	-	-	-	-	-	-
Totals -3 Years		**47/15**	**112**	**60**	**52**	**2**	**6**	**3**	**13**	**11**	**0**	**1**	**37**	**3/0**	**0**	**0**	**0**	**0**	**0**	**6**

CHRIS CARTER'S CAREER GAME-BY-GAME

1998	Opponent	P/S	TT	UT	A	S/Yds	I/Yd	PD	FF	FR	SpT		Score
09/07	at Denver	p	1	1	0	- - -	- - -	- -	-	1	L		21-27
09/13	Indianapolis	p	5	1	4	- - -	- - -	- -	-	1	W		29-6
09/20	Tennessee	p	0	0	0	- - -	- - -	- -	-	1	W		27-16
10/04	at New Orleans	p	3	2	1	- - -	- - -	- -	-	2	W		30-27
10/11	KansasCity	p	0	0	0	- - -	-	1	- -	-	W		40-10
10/19	New York Jets	p	1	1	0	- - -	- - -	- -	-	-	L		14-24
10/25	at Miami	p	1	0	1	- - -	- - -	- -	-	-	L		ot 9-12
11/01	at Indianapolis	p	3	0	3	- - -	- - -	- -	-	3	W		21-16
11/08	Atlanta	p	0	0	0	- - -	- - -	- -	-	2	L		10-41
11/15	at Buffalo	p	0	0	0	- - -	- - -	- -	-	-	L		10-13
11/23	Miami	p	1	1	0	- - -	- - -	- -	-	2	W		26-23
11/29	Buffalo	p	0	0	0	- - -	- - -	- -	-	1	W		25-21
12/06	at Pittsburgh	p	0	0	0	- - -	- - -	- -	-	4	W		23-9
12/13	at St. Louis	p	0	0	0	- - -	- - -	- -	-	1	L		18-32
12/20	San Francisco	p	1	1	0	1.0	5.0	- -	- -	2	W		24-21
12/27	at New York Jets	p	1	0	1	- - -	- - -	- -	-	-	L		10-31
1998 Season Totals		**16/0**	**17**	**7**	**10**	**15.0**	**0**	**0**	**1**	**0**	**020**		**9-7**
01/03	at Jacksonville	p	0	0	0	- - -	- - -	- -	-	-	L		10-25

1999	Opponent	P/S	TT	UT	A	S/Yd	I/Yd	PD	FF	FR	SpT	S	Score
09/12	at New York Jets	S	7	4	3	- - -	- - -	- -	-	2	W		30-28
09/19	Indianapolis	S	7	5	2	- -	21	3	2	- -	-	W	31-28
09/26	NY Giants	S	4	2	2	- - -	- - -	- -	-	-	W		16-14
10/03	at Cleveland	S	6	5	1	- - -	-	1	- -	1	W		19-7
10/10	at Kansas City	S	10	3	7	- - -	- - -	- -	-	-	L		14-16
10/17	Miami	S	9	3	6	1 1	- -	2	- -	1	L		30-31
10/24	Denver	S	5	4	1	- - -	- - -	- -	-	-	W		24-23
10/31	at Arizona	S	3	1	2	- - -	-	3	- -	-	W		27-3
11/15	New York Jets	S	7	3	4	- -	1	0	1	- -	-	L	17-24
11/21	at Miami	S	9	5	4	- - -	- - -	- -	-	2	L		17-27
11/28	at Buffalo	S	6	2	4	- - -	- - -	- -	-	-	L		7-17
12/05	Dallas	S	6	4	2	- - -	- - -	- -	-	-	W		13-6
12/12	at Indianapolis	S	6	4	2	- - -	-	1	- -	-	L		15-20
12/19	at Philadelphia	S	5	3	2	- - -	- - -	- -	-	-	L		9-24
12/26	Buffalo	S	4	4	0	- - -	- - -	- -	-	1	-Lot		10-13
01/02	Baltimore					inactive (hamstring)						W	20-3
1999 Totals		**15/15**	**94**	**52**	**42**	**1 1**	**31**	**31**	**10**	**0 1**	**6**		**8-8**

TONY CARTER

FULLBACK

6-0' ★ 235LBS ★ 7TH YEAR ★ 3RD YEAR W/PATRIOTS

MINNESOTA ★ SOCIOLOGY

ACQ: UFA-98 (CHI) ★ SIGNED THROUGH 2000

BORN: 8/23/72 ★ COLUMBUS, OH

Career Transactions

Tony Carter signed with the Patriots as an unrestricted free agent on Feb. 25, 1998 … He was originally signed as a non-drafted free agent by the Chicago Bears (4/28/94) … Granted unconditional free agency (2/13/98).

Career Games Played/Started

Regular Season: 89/54, Postseason: 1/1

Career Highlights

★Tony caught a career-high 49-yard pass vs. Miami (11/23/98).

★Scored his first career touchdown vs. Pittsburgh (11/5/95).

★As the lead blocker, Tony paved the way to Raymont Harris' first career 1,000-yard season in 1997.

★Received his first start against the Patriots (9/21/97) as a member of the Bears when Harris was moved from FB to RB.

★Posted a career-high with seven receptions at Cincinnati (12/10/95).

Seasonal Reviews

1999 (16/14): Started 14 of 16 games for the Patriots … Did not start at Miami (11/21) when the Patriots opened the game in double-tight end formation or in the season finale vs. Baltimore (1/2/00) … Finished sixth on the team in receptions (20) … Carried the ball just six times for 26 yards (4.3 avg.) … His 4.3-yard average per carry matched his career average … Also contributed on special teams coverage and return units … Posted three special teams tackles on the year. Indianapolis (9/19): Caught a season high four passes for 24 yards in the team's 31-28 victory over the Colts. NY Giants (9/26): Rushed twice for 10 yards, including his longest run as a Patriot - 9 yards … His career long was a 23-yarder as a member of the Chicago Bears. Kansas City (10/10): Named offensive co-captain for the game. Denver (10/24): Recorded a season-high with 31 yards on two receptions in a 24-23 victory over the Broncos.

1998 (11/7, 1/1): Started seven of 11 games at fullback … Missed five games due to knee and ankle injuries … Carried the ball just two times for 3 yards, but was the lead blocker on most running plays and helped rookie running back Robert Edwards rush for 1,115 yards and nine touchdowns … Finished seventh on the team with 18 receptions for 166 yards (9.2 avg.) … Recorded a season-high four receptions for 25 yards in the season opener at Denver (9/7) … Helped power the team to a season-high 206 yards rushing Week 5 in a 40-10 victory over Kansas City (10/11), their first of two 200-yard performances in 1998 … Edwards also scored a touchdown in each of his first six games, setting an NFL record … Carter sustained a knee injury vs. the Jets (10/19) Week 6, causing him to miss the next four starts, which subsequently led to a string of inconsistent rushing performances … Returned to the starting lineup vs. Miami (11/23) and contributed to a 26-23 victory over the Dolphins with a career-long 49-yard reception … Helped pace another 200-yard rushing game at St. Louis (12/13) before suffering an ankle injury which forced him to miss the following game vs. San Francisco (12/20) … Returned to the lineup for the season finale at New York (12/27), but did not start because the Patriots opened in double tight end formation … Started in the playoff game at Jacksonville (1/3/99) and caught two passes for 3 yards and rushed once for another 3 yards.

1997 (16/10 - Chicago): Started 10 of the final 13 games at fullback for the Chicago Bears … Finished the year with nine carries for 56 yards and 24 receptions for 152 yards … He broke his left thumb during training camp (7/20) and missed most of training camp and the preseason … Opened the season in a reserve role, backing up fullback Raymont Harris … Earned his first start at New England (9/21) when Harris was moved to tailback and caught one pass for 1 yard … He was the lead blocker for Harris' first career 1,000-yard season and helped pave the way to four 100-yard rushing performances … Posted a season-high with five receptions for 48 yards vs. Washington (11/2) … Added three receptions for 29 yards the following week at Minnesota (11/9) … Grabbed four more receptions for 27 yards the very next week vs. the Jets (11/16), giving him a three-game total of 15 receptions for 104 yards … Tied his season-high with five receptions for 24 yards vs. Buffalo (12/7) … Carried the ball three times for 24 yards with a long of 15 at St. Louis (12/14) … Closed out the season with two carries for 25 yards, including a season-long 16-yarder, and had a pair of receptions for nine yards in the season finale at Tampa Bay (12/21).

1996 (16/11 - Chicago): Started 11 of 16 games for the Bears and finished third on the team with a career-high 41 receptions for 233 yards … He caught at least three passes in eight different games … Set single season career highs with 11 carries for 43 yards … He was the lead blocker for all five 100-yard rushing performances during the season … Suffered an injured hamstring during the first quarter vs. Minnesota (9/15) … Grabbed a season-high five passes for 32 yards vs. Oakland (9/29) … Set career-highs with six carries for 37 yards, including a career-long rush for 23 yards, at New Orleans (10/13) … Recorded a career-long with a 29-yard reception at Kansas City (11/17) and finished the game with four receptions for 45 yards … Set a career-high with 49 yards receiving on four catches vs. St. Louis (12/8).

1995 (16/12 - Chicago): Replaced Raymont Harris in the season opener after the fullback suffered a broken collarbone on the second play of the game … Made his NFL starting debut the following week on

Monday Night Football vs. Green Bay (9/11) ... Started 12 of 16 games at fullback ... Did not start at Green Bay (11/12) or at Detroit (12/4) when the Bears opened the game in two-tight end formation ... Did not start in the season finale vs. Philadelphia (12/24) due to a shoulder injury, but did play in the game ... Proved to be a tremendous asset as a receiver out of the backfield ... Finished third on the team (behind Jeff Graham and Curtis Conway) with 40 receptions for 329 yards and a touchdown ... Had four receptions for 35 yards and returned a kickoff 8 yards vs. Carolina (10/8) ... Carried three times for 13 yards at Jacksonville (10/15), single-game highs for the season ... Scored his first career touchdown on a 12-yard reception vs. Pittsburgh (11/5) ... Established a single-game career high with seven receptions for 49 yards at Cincinnati (12/10) ... Injured his shoulder and did not start in the season finale vs. Philadelphia (12/24), but played and contributed a career-long 27-yard reception.

1994 (14/0 - Chicago): Contributed on special teams in 14 games as a rookie, but did not receive significant playing time on offense ... Listed among the Bears inactives prior to both games vs. the Buccaneers, in the season opener (9/4) and again at Tampa Bay (11/6) ... Finished the season with one reception for 24 yards and returned six kicks for 99 yards ... Returned his first career kick 20 yards at Miami (11/13) ... Added a 21-yard return the following week at Arizona (11/27) ... Recorded his first career offensive statistic with a 24-yard reception on the first play from scrimmage at Green Bay (12/11) and returned three kicks for 22 yards ... Returned a kick 26 yards vs. the Rams (12/18) ... Played one offensive series against the Patriots in the season finale (12/24) ... Contributed a 16-yard reception in a playoff victory over Minnesota (1/1/95).

NOTES
★Tony was the recipient of the Chicago Bears Unsung Hero Award in 1997.
★Tony was the lead blocker for Raymont Harris in Chicago in 1997, when Harris rushed for 1,033 yards and 10 TDs.
★Tony was a Lakers fan growing up.

College

Carter was a four-year letterman and an offensive team captain as a senior at Minnesota ... In 1993, he finished the season second on the team in rushing with 442 yards and a touchdown on 103 carries ... He was the 1992 recipient of the Bruce Smith Award, honoring the team's outstanding offensive player ... He led the Gophers in rushing for two consecutive years, 1991-92 ... In 1991, the sophomore rushed for 660 yards and a touchdown on 165 carries (4.0 avg.), including back-to-back 100-yard efforts against Ohio State and Wisconsin ... The following year, he rushed for 593 yards and three touchdowns on 133 carries (4.5 avg.).

Personal

Antonio Marcus Carter was born the son of Phyllis and Willie Carter on Aug. 23, 1972 in Columbus, Ohio ... He is one of four children ... He attended South High in Columbus, Ohio and earned all-state honors in football ... Earned the Paul Giel Award for his unselfish approach to the game at the University of Minnesota ... Tony and his wife, Dawanna have one child, Darriel (6/7/90).

SINGLE-GAME CAREER HIGHS

	Regular Season
Rushes:	6 at New Orleans (10/13/96)
Yards:	37 at New Orleans (10/13/96)
Longest:	23 at New Orleans (10/13/96)
Touchdowns	0
Receptions:	7 at Cincinnati (12/10/95)
Yards:	49 Miami (11/23/98)
	St. Louis (12/8/96)
	48 Washington (11/2/97)
Longest:	49 Miami (11/23/98)
Touchdowns:	1 at Green Bay 11/2/95

TONY CARTER

Pos: FB **Ht:** 6-0 **Wt:** 235 **Year:** 7th **Acq:** UFA-97 (Chi) **College:** Minnesota **Born:** 8/23/72 **Contract:** '00

Regular Season			Rushing					Receiving					Kick Returns					Fumbles		Tackles	
Year	Team	G/S	No	Yds	Avg	Lg	TD	No	Yds	Avg	Lg	TD	No	Yds	Avg	Lg	TD	No	Lost	SpT	Msc
1994	Chicago	14/0	0	0	0.0	0	0	1	24	24.0	24	0	6	99	16.5	26	0	0	0	na	na
1995	Chicago	16/12	10	34	3.4	7	0	40	329	8.2	27	1	3	24	8.0	9	0	1	na	na	na
1996	Chicago	16/11	11	43	3.9	23	0	41	233	5.7	29	0	0	0	0.0	0	0	1	na	na	na
1997	Chicago	16/10	9	56	6.2	16	0	24	152	6.3	19	0	2	34	17.0	19	0	0	na	na	na
1998	Patriots	11/7	2	3	1.5	3	0	18	166	9.2	49	0	0	0	0.0	0	0	0	0	6	2
1999	Patriots	16/14	6	26	4.3	9	0	20	108	5.4	20	0	0	0	0.0	0	0	0	0	3	0
Totals-6 years		**89/54**	**38**	**162**	**4.3**	**23**	**0**	**14**	**410**	**12 7.0**	**49**	**1**	**11**	**157**	**14.3**	**26**	**0**	**2**	**0**	**9**	**2**

Postseason			Rushing					Receiving					Kick Returns					Fumbles		Tackles	
Year	Team	G/S	No	Yds	Avg	Lg	TD	No	Yds	Avg	Lg	TD	No	Yds	Avg	Lg	TD	No	Lost	SpT	Msc
1998	Patriots	1/1	1	3	3.0	3	0	2	3	1.5	3	0	0	0	0.0	0	0	0	0	0	0

CARTER'S CAREER GAME-BY-GAME

			Rushing					Receiving					
1994		**Opponent**	**No**	**Yds**	**Avg**	**Lg**	**TD**	**No**	**Yds**	**Avg**	**Lg**	**TD**	**W/L**
12/11	at	Green Bay	0	0	0.0	0	0	1	24	24.0	24	0	L

			Rushing					Receiving					
1995		**Opponent**	**No**	**Yds**	**Avg**	**Lg**	**TD**	**No**	**Yds**	**Avg**	**Lg**	**TD**	**W/L**
09/03		Minnesota	1	1	1.0	1	0	1	15	15.0	15	0	W
09/11		Green Bay	-	-	-	-	-	2	8	4.0	-	0	L
09/17	at	Tampa Bay	-	-	-	-	-	-	-	-	-	-	W
09/24	at	St. Louis	-	-	-	-	-	3	11	3.7	-	0	L
10/08		Carolina	-	-	-	-	-	4	35	8.8	-	0	W
10/15	at	Jacksonville	3	13	4.3	-	0	3	27	9.0	-	0	W
10/22		Houston	-	-	-	-	-	2	22	11.0	-	0	W
10/30	at	Minnesota	1	2	2.0	2	0	4	31	7.8	-	0	W
11/05		Pittsburgh	-	-	-	-	-	1	12	12.0	12	0	L
11/12	at	Green Bay	-	-	-	-	-	2	23	11.5	-	1	L
11/19		Detroit	1	3	3.0	3	0	1	7	7.0	7	0	L
11/26	at	New York	-	-	-	-	-	1	3	3.0	3	0	W
12/04	at	Detroit	-	-	-	-	-	4	27	6.8	-	0	L
12/10	at	Cincinnati	2	10	5.0	-	0	7	42	6.0	-	0	L
12/17		Tampa Bay	-	-	-	-	-	4	39	9.8	-	0	W
12/24		Philadelphia	2	5	2.5	-	0	1	27	27.0	27	0	W
1995 Season Totals			10	34	3.4	7	0	40	329	8.2	29	1	9-7

			Rushing					Receiving					
1996		**Opponent**	**No**	**Yds**	**Avg**	**Lg**	**TD**	**No**	**Yds**	**Avg**	**Lg**	**TD**	**W/L**
09/02		Dallas	-	-	-	-	-	-	-	-	-	-	W
09/08	at	Washington	-	-	-	-	-	1	-9	-9.0	-9	0	L
09/15		Minnesota	-	-	-	-	-	-	-	-	-	-	L
09/22	at	Detroit	1	3	3.0	3	0	2	12	6.0	—	0	L
09/29		Oakland	-	-	-	-	-	5	32	6.4	—	0	W
10/06		Green Bay	-	-	-	-	-	3	8	2.7	—	0	L
10/13	at	New Orleans	6	37	6.2	23	0	2	12	6.0	—	0	L
10/28	at	Minnesota	1	0	0.0	0	0	2	1	0.5	1	0	W

CARTER'S CAREER GAME-BY-GAME

11/03		Tampa Bay	1	0	0.0	0	0	4	6	1.5	—	0	W
11/10	at	Denver	1	0	0.0	0	0	4	19	4.8	—	0	L
11/17	at	Kansas City	-	-	-	-	-	4	45	11.3	29	0	L
11/24		Detroit	-	-	-	-	-	2	16	8.0	—	0	W
12/01	at	Green Bay	-	-	-	-	-	4	21	5.3	—	0	L
12/08		St. Louis	-	-	-	-	-	4	49	12.3	—	0	W
12/15		San Diego	-	-	-	-	-	3	15	5.0	—	0	W
12/22	at	Tampa Bay	1	3	3.0	3	0	1	6	6.0	6	0	L
1996 Season Totals			11	43	3.9	23	0	41	233	5.7	29	0	7-9

			Rushing					Receiving					
1997		**Opponent**	**No**	**Yds**	**Avg**	**Lg**	**TD**	**No**	**Yds**	**Avg**	**Lg**	**TD**	**W/L**
09/01	at	Green Bay	-	-	-	-	-	-	-	-	-	-	L
09/07		Minnesota	-	-	-	-	-	-	-	-	-	-	L
09/14		Detroit	-	-	-	-	-	-	-	-	-	-	L
09/21	at	New England	-	-	-	-	-	1	1	1.0	1	0	L
09/28	at	Dallas	-	-	-	-	-	-	-	-	-	-	L
10/05		New Orleans	-	-	-	-	-	-	-	-	-	-	L
10/12		Green Bay	1	2	2.0	2	0	2	4	2.0	5	0	L
10/27	at	Miami	1	0	0.0	0	0	-	-	-	-	-	W
11/02		Washington	-	-	-	-	-	5	48	9.6	19	0	L
11/09	at	Minnesota	-	-	-	-	-	3	29	9.7	11	0	L
11/16		NY Jets	-	-	-	-	-	4	27	6.8	15	0	L
11/23		Tampa Bay	-	-	-	-	-	1	4	4.0	4	0	W
11/27	at	Detroit	1	2	2.0	2	0	1	6	6.0	6	0	L
12/07		Buffalo	1	3	3.0	3	0	5	24	4.8	10	0	W
12/14	at	St. Louis	3	24	8.0	15	0	0	0	0.0	0	0	W
12/21	at	Tampa Bay	2	25	12.5	16	0	2	9	4.5	5	0	L
1997 Season Totals			**9**	**56**	**6.2**	**16**	**0**	**24**	**152**	**6.3**	**19**	**0**	**4-12**

			Rushing					Receiving					
1998		**Opponent**	**No**	**Yds**	**Avg**	**Lg**	**TD**	**No**	**Yds**	**Avg**	**Lg**	**TD**	**W/L**
09/07	at	Denver	-	-	-	-	-	4	25	6.3	11	0	L
09/13		Indianapolis	1	0	0.0	0	0	2	6	3.0	7	0	W
09/20		Tennessee	-	-	-	-	-	1	4	4.0	4	0	W
10/04	at	New Orleans	1	3	3.0	3	0	2	9	4.5	5	0	W
10/11		Kansas City	-	-	-	-	-	1	14	14.0	14	0	W
10/19		New York Jets	-	-	-	-	-	2	21	10.5	19	0	L
10/25	at	Miami			inactive					inactive			L
11/01	at	Indianapolis			inactive					inactive			W
11/08		Atlanta			inactive					inactive			L
11/15	at	Buffalo			inactive					inactive			L
11/23		Miami	-	-	-	-	-	1	49	49.0	49	0	W
11/29		Buffalo	-	-	-	-	-	3	24	8.0	15	0	W
12/06	at	Pittsburgh	-	-	-	-	-	1	3	3.0	3	0	W
12/13	at	St. Louis	-	-	-	-	-	-	-	-	-	-	L
12/20		San Francisco			inactive					inactive			W
12/27	at	New York Jets	-	-	-	-	-	1	11	11.0	11	0	L
1998 Season Totals			**2**	**3**	**1.5**	**3**	**0**	**18**	**166**	**9.2**	**49**	**0**	**9-7**
01/03	at	Jacksonville	1	3	3.0	3	0	2	3	1.5	3	0	L

			Rushing					Receiving					
1999		**Opponent**	**No**	**Yds**	**Avg**	**Lg**	**TD**	**No**	**Yds**	**Avg**	**Lg**	**TD**	**W/L**
09/12	at	New York Jets	-	-	-	-	-	0	0	0.0	0	0	W
09/19		Indianapolis	-	-	-	-	-	4	24	6.0	15	0	W
09/26		NY Giants	2	10	5.0	9	0	2	8	4.0	9	0	W
10/03	at	Cleveland	1	4	4.0	4	0	3	13	4.3	5	0	W
10/10	at	Kansas City	-	-	-	-	-	1	5	5.0	5	0	L
10/17		Miami	-	-	-	-	-	-	-	-	-	-	L
10/24		Denver	1	6	6.0	6	0	2	31	15.5	20	0	W
10/31	at	Arizona	2	6	3.0	5	0	2	8	4.0	5	0	W
11/15		New York Jets	-	-	-	-	-	-	-	-	-	-	L
11/21	at	Miami	-	-	-	-	-	1	2	2.0	2	0	L
11/28	at	Buffalo	-	-	-	-	-	2	9	4.5	8	0	L
12/05		Dallas	-	-	-	-	-	-	-	-	-	-	W
12/12	at	Indianapolis	-	-	-	-	-	2	4	2.0	2	0	L
12/19	at	Philadelphia	-	-	-	-	-	-	-	-	-	-	L
12/26		Buffalo	-	-	-	-	-	-	-	-	-	-	L
01/02		Baltimore	-	-	-	-	-	1	4	4.0	4	0	W
1999 Season Totals			**6**	**26**	**4.3**	**9**	**0**	**20**	**108**	**5.4**	**20**	**0**	**8-8**

NOTES

CHAD EATON

NOSE TACKLE

6-5' ★ 300LBS ★ 4TH YEAR ★ 4TH YEAR W/PATRIOTS
WASHINGTON STATE ★ BUSINESS ADMINISTRATION
ACQ: FA-96 ★ SIGNED THROUGH 2000
BORN: 4/6/72 ★ EXETER, NH

Career Transactions

Chad Eaton was signed by the Patriots (8/27/96) and placed on their practice squad ... Activated from practice squad (11/28/96) ... Re-signed with Patriots (7/10/97) ... Re-signed by the Patriots (4/1/98) ... Originally drafted by the Arizona Cardinals in the seventh round (241st overall) of the 1995 NFL draft ... Signed with Cardinals (7/24/95) ... Waived (8/14/95) ... Claimed off waivers by Jets (8/15/95) and waived (8/28/95) ... Signed to the Cleveland Browns' practice squad (9/29/95) ... Activated (12/12/95) ... Cleveland franchise moved to Baltimore and re-named Ravens (3/11/96) ... Released by Ravens (8/19/96).

Career Games Played/Started

Regular Season: 51/31, Postseason: 6/1

Career Highlights

★Scored his first career touchdown when he picked up a fumble vs. Baltimore (1/2/00) and returned it 23 yards for a touchdown in a 20-3 victory over the Ravens. It was his second long fumble recovery and return in as many weeks, after returning a loose ball 30 yards against the Bills on Dec. 26, 1999.

★Anchored a defensive front that finished eighth in the league in 1999. It was the highest defensive ranking by a Patriots team since 1988.

★Earned AFC Defensive Player of the Week honors for his performance at Pittsburgh (12/6/98) when he simply overwhelmed All-Pro center Dermontti Dawson, corralling Kordell Stewart for three sacks and forcing a Jerome Bettis fumble which resulted in a Patriots touchdown in a 23-9 victory over the Steelers.

★The tackle tandem of Eaton (6 sacks) and Henry Thomas (6.5) combined for 12.5 sacks in 1998, the most by two Patriots interior linemen since Ray Hamilton (8.0) and Richard Bishop (5.5) combined for 13.5 in 1980.

★Made his NFL starting debut at left defensive tackle in the 1997 season finale at Miami (12/28) with the divisional title on the line.

★His first career tackle came on a 4-yard sack of quarterback Sean Salisbury in his NFL debut at San Diego (12/1/96).

★Shot past All-Pro guard Nate Newton to drop Emmitt Smith for a 2-yard loss at Dallas (12/15/96).

★Chad spent most of his first two seasons in the league on the practice squads of the Cleveland Browns and New England Patriots before getting his chance to play in 1996.

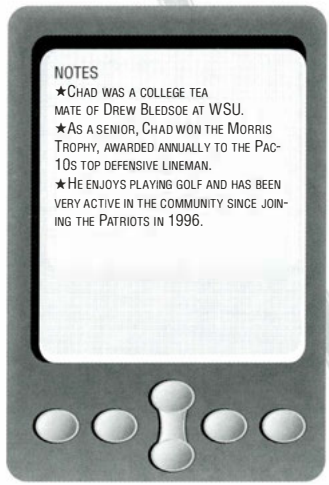

Seasonal Reviews

1999 (16/16): Started every game at nose tackle and recorded 53 total tackles, including three sacks ... His three sacks ranked fourth on the team ... Recovered a team-high three fumbles and forced another ... Centered a defensive unit that finished the season ranked eighth overall, their highest defensive ranking since 1988 (4th overall). **NY Giants (9/26):** Limited the Giants to just 57 yards rushing on 26 carries (2.2 avg.) and just 258 total net yards in a 16-14 win. **Kansas City (10/10):**

Named defensive co-captain for the game and recorded his first sack of the season when he dropped Elvis Grbac for a 9-yard loss – his ninth career sack ... Combined with Andy Katzenmoyer on another sack when the two stopped Grbac for no gain. Miami (10/17): Credited with an assist on a sack of Damon Huard, one of nine Patriots sacks on the day. Denver (10/24): Extended his streak with a sack in his third consecutive game when he stopped Brian Griese for no gain ... It was his third sack of the season, 11th of his career. NY Jets (11/15): Recorded a season-high of seven tackles, including six solo stops vs. the Jets. Miami (11/21): Recovered an errant pitch by Damon Huard at the Dolphins' 7-yard line in the first quarter at Miami ... It was his first fumble recovery of the season and resulted in a 6-yard touchdown run two plays later for an early 7-0 lead. Buffalo (11/28): Forced a Jonathan Linton fumble on the first play of the second half ... It was his first forced fumble of the season and the second of his career. Buffalo (12/26): Picked up a Linton fumble, forced by Ferric Collons, and returned the ball 30 yards to the Bills' 14-yard line ... The play set up the Patriots' only touchdown of the game, a 14-yard run by Terry Allen. Baltimore (1/2/00): Returned a fumble 23 yards for a touchdown in a 20-3 victory over the Ravens in the season finale ... It was his first career touchdown ... Finished the season with a team-high three fumble recoveries, including two in two weeks.

1998 (15/14, 1/1): Eaton beat out Mark Wheeler in training camp to earn a starting role at nose tackle on the Patriots' defensive line ... Started 14 of 15 games, missing just one game due to a thigh contusion (at Buffalo 11/15) ... Finished ninth on the team with 69 total tackles, including six quarterback sacks ... Only Henry Thomas, whose 6.5 sacks led the team, had more ... The tackle tandem's 12.5 sacks were the most by two interior defensive linemen since Ray Hamilton (8.0) and Richard Bishop (5.5) combined for 13.5 in 1980 ... Forced his first career fumble and recovered another in consecutive weeks at Pittsburgh (12/6) and at St. Louis (12/13) ... Earned AFC Defensive Player of the Week honors for his performance at Pittsburgh when he simply overwhelmed All-Pro center Dermontti Dawson, corralling Kordell Stewart for three sacks and forcing a Jerome Bettis fumble which resulted in a Patriots touchdown in a 23-9 victory over the Steelers ... It marked the fist time a Patriots' defender had recorded three sacks in a game since Chris Slade (vs. Jets on 9/14/97) ... The last time the feat was accomplished by a Patriots' defensive lineman was in 1985 when Julius Adams recorded three sacks vs. the Jets (11/24/85) ... His first sack of the season came at the expense of Elvis Grbac in a 40-10 pounding of Kansas City (10/11) ... He proceeded to log sacks in each of his next two games, vs. the Jets (10/19) and at Miami (10/25) and was credited with his first blocked field goal on a John Hall attempt vs. the Jets ... He led the team in tackles in three games, including back-to-back games vs. Buffalo (11/29) and at Pittsburgh (12/6) ... In doing so, he became the first Patriots' defensive tackle to lead the team in tackles in consecutive weeks since Ray Hamilton accomplished the feat in 1978 ... Closed out the regular season with a career-high 12-tackle outing against the New York Jets (12/27) ... Helped the Patriots to a 9-7 overall record and third consecutive playoff berth, marking the first time in franchise history that the Patriots have qualified for the playoffs three straight years ... Started and made two tackles in a playoff loss at Jacksonville (1/3/99).

1997 (16/1, 2/0): Played in every game at defensive tackle and made his NFL starting debut at left defensive tackle in the 1997 season finale at Miami (12/28) ... Totaled 21 tackles, including a sack, and batted down three pass attempts ... His sack was one of three tackles at Indianapolis (9/7) ... Named special teams captain vs. Indianapolis (11/30) ... Recorded a career-high with six tackles and a pass defensed vs. Pittsburgh (12/13) ... Earned his first career start at Miami the following week (12/22) and registered three defensive tackles and one pass defensed ... Saw reserve action in both playoff games, providing a tackle in each game.

1996 (4/0, 3/0): Eaton was activated from the Patriots' practice squad on Nov. 28, 1996 ... He played a key reserve role, rotating with Patriots starters Wheeler and Pio Sagapolutele in each of the final four regular season games and three playoff games ... He contributed four tackles (3 solos), including a sack for 4 yards and batted down two passes at the line of scrimmage ... Added three tackles, including half a sack, in the postseason ... Made his NFL debut at San Diego (12/1) ... His first career tackle came on a 4-yard sack of quarterback Sean Salisbury in the fourth quarter of a lopsided 45-7 victory over the Chargers ... Shot past All-Pro guard Nate Newton to drop Emmitt Smith for a 2-yard loss at Dallas (12/15) for his only tackle ... Totaled two tackles, sharing a sack with Mike Jones, in the Patriots' 28-6 victory over Pittsburgh in the AFC divisional playoff game (1/5/97).

1995 (0/0): Activated off the Browns practice squad for the final two games of the season, but was listed among the team's inactives prior to each of the final two games of the season.

College

Started 23 of 35 games at Washington State (1991-94) and totaled 146 tackles (104 solos) ... Compiled 30.5 tackles for losses, including 11.5 sacks for -80 yards ... Recovered three fumbles. 1994: Earned first-team All-Pac 10 honors after starting every game and totaling 69 tackles and 4.5 sacks as a senior ... Deflected two passes and blocked two kicks ... Totaled five tackles, including half a sack in his final collegiate game, limiting Baylor to just three points in a 10-3 victory in the Alamo Bowl. 1993: Earned second-team all-conference honors after starting every game and totaling 62 tackles and six sacks for the Cougars ... Recovered a pair of fumbles and batted down a pass. 1992: Played in every game, but did not start ... Finished the season with 15 tackles and one sack. 1991: Redshirted as a freshman.

CAREER HIGHS

Regular Season

Tackles :	12	at New York Jets (12/27/98)
Solo:	10	at New York Jets (12/27/98)
Assists:	3	at St. Louis (12/13/98)
	3	vs. Buffalo (11/29/98)
	3	at Pittsburgh (12/13/97)
Sacks:	3	at Pittsburgh (12/6/98)

Postseason

Tackles:	2	at Jacksonville (1/3/99)
	2	vs. Pittsburgh (1/5/97)
Sacks:	0.5	vs. Pittsburgh (1/5/97)

Personal

Chad Everett Eaton was born the son of Warren and Nancy Eaton on April 6, 1972 in Exeter, N.H. ... His family moved to Puyallup, Wash. when he was 3 years old ... Attended Rogers High in Puyallup and earned first-team all-state honors as a two-way lineman ... Selected as Prep Lineman of the Year by the Washington State Sportswriters Association as a senior ... Earned league Most Valuable Offensive and Defensive Lineman accolades ... A blue chip selection by the Seattle Times and the Tacoma News Tribune ... Majored in business administration at Washington State ... Chad donates his time and resources to the Jimmy Fund ... Chad and his wife, Tina, have a son, Daniel.

CHAD EATON

Pos: NT **Ht:** 6-5 **Wt:** 300 **Year:** 4th **Acq:** FA-96 **College:** Washington State **Born:** 4/6/72 **Contract:**'00

Regular Season			Tackles					Interceptions			Misc.		Postseason Statistics										
Year	**Team**	**G/S**	**TT**	**UT**	**A**	**S**	**Yds**	**No**	**Yds**	**PD**	**FF**	**FR**	**G/S**	**TT**	**UT**	**A**	**S**	**Yds**	**No**	**Yds**	**PD**	**FF**
1995	Browns	0/0	Practice Squad																			
1996	Patriots	4/0	4	3	1	1	4	0	0	2	0	0	3/0	3	2	1	0.5	4	0	0	0	0
1997	Patriots	16/1	21	13	8	1	4	0	0	3	0	0	2/0	2	1	1	0	0	0	0	0	0
1998	Patriots	15/14	69	50	19	6	22	0	0	4	1	1	1/1	2	2	0	0	0	0	0	0	0
1999	Patriots	16/16	53	40	13	3	10.5	0	0	0	1	3	-	-	-	-	-	-	-	-	-	-
Totals-3 years		**51/31**	**147**	**106**	**41**	**11**	**40.5**	**0**	**0**	**9**	**2**	**4**	**6/1**	**7**	**5**	**2**	**0.5**	**4.0**	**0**	**0**	**0**	**0**

EATON'S CAREER GAME-BY-GAME

1996	**Opponent**	**P/S**	**TT**	**UT**	**A**	**S**	**/Yd**	**I/Yds**	**PD**	**FF**	**FR**	**SpT**	**Score**
12/01	at San Diego	p	1	1	-	1	4	0	-	1	-		W45-7
12/08	New York Jets	p	1	1	-				-	1	-		W24-10
12/15	at Dallas	p	1	1	-	-			-	-	-		L6-12
12/21	at NY Giants	p	1	0	1		-	-	-	-	-		W23-22
1996	**Season Totals**	**4/0**	**4**	**3**	**1**	**1**	**4**	**0**	**0**	**2**	**0**	**0**	**11-5**
01/05	Pittsburgh	p	2	1	1	.5	4	-	-	-	-	-	W28-3
01/12	Jacksonville	p	1	1	0			-	-	-	-	-	W20-6
01/26	Green Bay	p	0	0	0				-	-	-	-	-L21-35
1996	**Postseason**	**3/0**	**3**	**2**	**1**	**.5**	**4**	**0**	**0**	**0**	**0**	**0**	**2-1**

1997	**Opponent**	**P/S**	**TT**	**UT**	**A**	**S**	**/Yd**	**I/Yd**	**PD**	**FF**	**FR**	**SpT**	**Score**
08/31	San Diego	p	1	1	0		-	-	-	-	-	-	W41-7
09/07	at Indianapolis	p	3	3	0	1	4	-	-	-	-	-	W31-6
09/14	NY Jets*	p	0	0	0				-	-	-	-	- W 27-24
09/21	Chicago	p	1	1	0				-	-	-	-	W31-3
10/06	at Denver	p	2	1	1				-	-	-	-	L13-34
10/12	Buffalo	p	0	0	0				-	-	-	-	W33-6
10/19	at New York Jets	p	0	0	0				-	-	-	-	L19-24
10/27	Green Bay	p	1	0	1				-	-	-	-	L 10-28
11/02	at Minnesota	p	1	1	0				-	-	-	-	L18-23
11/09	at Buffalo	p	1	1	0				-	1	-	-	W31-10
11/16	at Tampa Bay	p	2	0	2				-	-	-	-	L 7-27
11/23	Miami	p	0	0	0				-	-	-	-	W27-24
11/30	Indianapolis	p	0	0	0				-	-	-	-	W20-17
12/07	at Jacksonville	p	0	0	0				-	-	-	-	W26-20
12/13	Pittsburgh*	p	6	3	3				-	1	-	-	L 21-24
12/22	at Miami	S	3	2	1				-	1	-	-	W14-12
1997	**Season Totals**	**16/1**	**21**	**13**	**8**	**1**	**4**	**0**	**0**	**3**	**0**	**0**	**10-6**
12/28	Miami	p	1	1	0		-		-	-	-	-	W17-3
01/03	at Pittsburgh	p	1	0	1				-	-	-	-	L 6-7
1997	**Postseason**	**2/0**	**2**	**1**	**1**	**0**	**0**	**0**	**0**	**0**	**0**	**0**	**1-1**

1998	**Opponent**	**P/S**	**TT**	**UT**	**A**	**S**	**/Yd**	**I/Yds**	**PD**	**FF**	**FR**	**SpT**	**Score**
09/07	at Denver	S	1	0	1				-	1	-	-	L21-27
09/13	Indianapolis	S	1	0	1		-		-	-	-	-	W29-6
09/20	Tennessee	S	3	3	0		-			-	-	-	W27-16
10/04	at New Orleans	S	1	0	1					-	-	-	W30-27
10/11	Kansas City	S	3	2	1	1	2			-	-	-	W40-10
10/19	New York Jets	S	3	2	1	1	5			-	-	-	L14-24
10/25	at Miami	S	3	2	1	1	4			-	-	-	L9-12
11/01	at Indianapolis	p	0	0	0					-	-	-	W21-16
11/08	Atlanta	S	6	5	1					-	-	-	L10-41
11/15	at Buffalo						inactive						L10-13
11/23	Miami	S	3	2	1				-	-	-	-	W26-23
11/29	Buffalo	S	11	8	3					-	1		W25-21
12/06	at Pittsburgh	S	7	6	1	3	11			1	1		-W23-9
12/13	at St. Louis	S	9	6	3				-	1		1	-L18-32
12/20	San Francisco	S	6	4	2				-	-	-		W24-21
12/27	at New York Jets	S	12	10	2				-	-	-		L10-31
1998	**Totals**	**15/14**	**69**	**50**	**19**	**6**	**/22**		**0/0**	**4**	**1**	**1**	**9-7**
01/03	at Jacksonville	S	2	2	0				-	-	-	-	L10-25

1999	**Opponent**	**Starts**	**TT**	**UT**	**A**	**S**	**/Yd**	**I/Yds**	**PD**	**FF**	**FR**	**SpT**	**Score**
09/12	at New York Jets	S	2	2	0			-	-	-	-	1	W30-28
09/19	Indianapolis	S	4	3	1			-	-	-	-	-	W31-28
09/26	NY Giants	S	3	1	2				-	-	-	-	W16-14
10/03	at Cleveland	S	3	2	1				-	-	-	-	W19-7
10/10	at Kansas City	S	6	4	2	1.5	9		-	-	-	-	L14-16
10/17	Miami	S	5	3	2	0.5	1.5		-	-	-	-	L30-31
10/24	Denver	S	6	5	1	1	0		-	-	-	-	W24-23
10/31	at Arizona	S	3	2	1				-	-	-	-	W27-3
11/15	New York Jets	S	7	6	1				-	-	-	-	L17-24
11/21	at Miami	S	1	1	0				-	-	-	1	L17-27
11/28	at Buffalo	S	3	3	0	-	-	-	-	-	-	1	L7-17
12/05	Dallas	S	3	3	0				-	-	-	-	W13-6
12/12	at Indianapolis	S	0	0	0				-	-	-	-	L15-20
12/19	at Philadelphia	S	2	1	1				-	-	-	-	L9-24
12/26	Buffalo	S	4	3	1				-	-	-	1	Lot 10-13
01/02	Baltimore	S	1	1	0				-	-	-	1	W20-3
1999	**Season Totals**	**16/16**	**53**	**40**	**13**	**3**	**10.5**	**0**	**0**	**1**	**3**	**1**	**8-8**

ROBERT EDWARDS

RUNNING BACK

5-11' ★ 220LBS ★ 2ND YEAR ★ 2ND YEAR W/PATRIOTS
GEORGIA ★ CONSUMER ECONOMICS
ACQ: D1A-98 (18TH) ★ SIGNED THROUGH 2002
BORN: 10/2/74 ★ TENNILLE, GA

Career Transactions

Robert Edwards was drafted by the Patriots with their first of two first-round draft choices in the 1998 NFL draft (18th overall) … The pick was obtained from the N.Y. Jets along with a 1998 third-round draft choice (81st overall — Chris Floyd) as compensation for the loss of restricted free agent Curtis Martin ... Signed by the Patriots on July 17, 1998 ... Suffered a severe knee dislocation in the celebrity rookie all-star event that sidelined Edwards for the entire 1999 season.

Career Highlights

Regular Season: 16/15, Postseason: 1/1

Career Highlights

★He earned postseason all-rookie team honors from *Pro Football Weekly*, *College & Pro Football Weekly*, *Football Digest* and *Football News*. He was also selected as the Shaw's Supermarkets 12th Player Award.

★He set an NFL record in his sixth week vs. New York (10/19) when he scored a touchdown in his sixth consecutive game as a pro – no player in NFL history had ever started their careers by scoring touchdowns in each of their first six games.

★His 1,115 yards was the third-best rookie rushing performance in franchise history and ranked eighth all-time. He became just the fifth Patriot to ever rush for over 1,100 yards in a season.

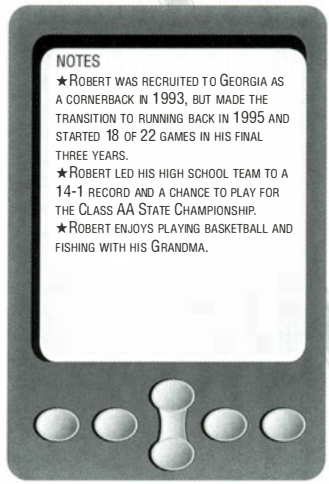

Seasonal Reviews

1999 (0/0, 0/0): Edwards missed the entire 1999 season due to a severe knee injury, which he suffered while participating in a rookie all-star event in Hawaii during Pro Bowl weekend (2/5/99).

1998 (16/15, 1/1): Started 15 of 16 games for the Patriots and rushed for 1,115 yards and nine touchdowns during his rookie campaign … He earned postseason all-rookie team honors from *Pro Football Weekly*, *College & Pro Football Weekly*, *Football Digest and Football News* … He was also selected as the Shaw's Supermarkets 12th Player Award … Finished the year with 291 carries for 1,115 yards (3.8 avg.) and nine touchdowns … His 1,115 yards was the eighth-best rushing performance in franchise history and he became just the fifth Patriot to rush for over 1,100 yards in a season … It ranked 10th overall in the AFC, second among rookie rushers … He also caught 35 passes for 331 yards and three touchdowns … His 35 receptions were third on the team behind Ben Coates (67) and Terry Glenn (50) … His 12 touchdowns ranked fifth all-time, tying Mack Herron's 1974 season total and placed him third in the AFC behind Terrell Davis (23 TDs) and Fred Taylor (17) … He recorded a single-game high of 196 yards at St. Louis (12/13), which placed him fourth among the Patriots' all-time leaders and fourth among the NFL's 1998 single-game highs … Fumbled five times, but only surrendered one possession on the drops … He made his NFL debut at Denver (9/7), splitting time with Sedrick Shaw … Didn't start, but led the team in rushing with 50 yards on 13 carries, scoring his first career touchdown on a 1-yard run in the second quarter … Made his NFL starting debut the following week in the home opener vs. Indianapolis (9/13) … Finished the game with 107 yards of offensive, including 71 yards on

three receptions (23.4 avg.) and scored on another 1-yard run late in the game to give the Patriots a 29-0 advantage in a 29-6 final … Broke free for a season-long 53-yard run vs. Tennessee and finished the game with 92 yards on just 12 carries (7.7 avg.) and scored another touchdown run, extending his streak to three games … Scored on an 8-yard run the following week at New Orleans (10/4) and finished just 3 yards shy of his first 100-yard rushing game in a 30-27 victory over the Saints … He earned Patriots Miller Lite Player of the Game honors after posting his first 100-yard game the following week vs. Kansas City (10/11), as he rushed for 104 yards on 23 carries (4.5 avg.), and scored for the fifth consecutive week on a 1-yard run in the first quarter … He also caught three passes for 32 yards, including a diving 15-yard touchdown which put the Patriots ahead 17-0 in a 40-10 pounding of the Chiefs … It was his first career touchdown reception and the first multiple touchdown game of his career … He set an NFL record in his sixth week vs. New York (10/19) when he scored a touchdown in his sixth consecutive game as a pro – no player in NFL history had ever started their careers with touchdowns scored in each of their first six games … For the second week in a row, he rushed for 104 yards and a touchdown to earn Patriots Miller Lite Player of the Game honors … He also had four receptions for 24 yards … His record-breaking touchdown run converted a 4th-and-1 at the goal line … Injuries in the Jets' game sidelined a number of offensive weapons for the Patriots, which had an immediate effect on the team's midseason offensive production … His next 100-yard game wouldn't come until Week 15 at St. Louis (12/13) when Edwards exploded for 196 yards on 24 carries, an average of 8.2 yards per carry … He tied his career-long with a 53-yard sprint through the Rams secondary and added runs of 47 and 36 yards as well … He gained 117 yards on just seven carries in the first quarter alone … His 196 yards rushing was the fourth-best single-game performance in franchise history and the most yards allowed by the Rams since Jim Brown rushed for 237 yards … His performance earned him his third Miller Lite Player of the Game honors of the season … His fourth and final 100-yard game came the following week in a playoff clinching victory over the San Francisco 49ers (12/20) when he rushed for 101 yards on 24 carries and scored on a 5-yard run …

SINGLE-GAME CAREER HIGHS

Regular Season		
Rushes:	28	at Pittsburgh (12/6/98)
Yards:	196	at St. Louis (12/13/98)
Average:	8.2	at St. Louis (12/13/98)
Longest Run:	53	at St. Louis (12/13/98)
	53	vs. Tennessee (9/20/98)
Touchdowns:	1	Nine Times, most recent vs. S.F. (12/20/98)
Receptions:	5	vs. Atlanta (11/8/98)
Postseason		
Rushes:	17	at Jacksonville (1/3/99)
Yards:	28	at Jacksonville (1/3/99)
Average:	1.6	at Jacksonville (1/3/99)
Longest Run:	7	at Jacksonville (1/3/99)
Touchdowns:	1	at Jacksonville (1/3/99)
Receptions:	3	at Jacksonville (1/3/99)
Yards:	33	at Jacksonville (1/3/99)
Average:	11.0	at Jacksonville (1/3/99)
Longest Rec.:	17	at Jacksonville (1/3/99)

He also added four receptions for 52 yards and scored the game's opening touchdown on a 19-yard pass from Scott Zolak … It was his second multiple touchdown game of the season … Led the team in rushing in 14 of the 16 games and either led or shared the lead as a receiver in four others … His season-high was five receptions vs. Atlanta (11/8) … Propelled the Patriots into the playoffs for a franchise-record third straight season … Rushed for just 28 yard on 17 carries and caught three passes for 33 yards in a first-round loss at Jacksonville (1/3/99).

College

Edwards was recruited to Georgia as a cornerback in 1993, but made the transition to running back in 1995 and started 18 of 22 games in his final three years … He was a four-year letterman (1993-97) and finished his collegiate career rushing for 1,955 yards and 27 touchdowns on 371 carries (5.3 avg.), which ranks 11th all-time among the Bulldogs career leaders despite playing the position for just over two seasons … His career average of 5.3-yards per carry ranks eighth in school history and his 27 career rushing touchdowns ties Tim Worley for fifth place. **1997 (Senior):** Started seven of nine games and rushed for 830 yards and 12 touchdowns on 142 carries (5.9 avg.) to earn second-team All-American and first-team All-SEC honors … Added 172 yards and a touchdown on 17 receptions and returned two kickoffs

for 12 yards … Suffered a severely sprained left ankle on the second play from scrimmage in the season opener vs. Arkansas State, causing him to miss the rest of the game, the entire second game and most of the third game of the season … Returned vs. Mississippi State to rush for 102 yards and a touchdown on 14 carries (7.3 avg.) … He rushed for 131 yards, including a 49-yard run, on 17 carries vs. Tennessee … Recorded a career-high with 186 yards and two touchdowns on 19 carries (9.8 avg.) vs. Kentucky … Touchdown runs were 44 and 80 yards … His 80-yard run was the longest of his career and the longest since Worley took a handoff 89 yards vs. Florida in 1985 … His 186-yard rushing total was the most by a Bulldog back since Garrison Hearst exploded for 246 yards against Vanderbilt in 1992 … He neared his own career high with a 180-yard effort vs. Mississippi, his fifth and final 100-yard game of the season. **1996 (Junior):** Voted team captain prior to the season and started 9 of 11 games at running back … Led the team in rushing with 800 yards and nine touchdowns on 184 carries (4.4 avg.) … Caught 23 passes for 199 yards (8.7 avg.) and a touchdown … Returned two kickoffs for 27 yards (13.5 avg.). **1995 (Redshirt):** Made the transition from cornerback to running back during fall drills … Won the starting role, but fractured a bone in his foot during the second game of the season vs. Tennessee and missed the rest of the season and was granted a medical redshirt … Finished the season with 325 yards and six touchdowns on 45 carries (7.2 avg.) before his injury … Exploded for 169 yards and four touchdowns, with runs of 13, 1, 5 and 58 yards, in his offensive debut in a 42-23 victory over South Carolina in the season opener … Added a fifth touchdown with a 45-yard reception … His four rushing and five total touchdowns in a game tied Georgia school records. **1994 (Sophomore):** Started all 11 games at right cornerback for Georgia and finished the year with 64 tackles, seven pass deflections and four interceptions, which he returned 30 yards … Recovered two fumbles and was credited with a blocked kick … Posted 11 tackles, deflected a pass and recovered a fumble which led to a score in his first career start vs. South Carolina in the season opener. **1993 (Freshman):** Appeared in six games as a cornerback as a true freshman and finished the season with five tackles.

Personal

Robert Lee Edwards III was born the son of Robert Jr. and Jeannette Edwards on Oct. 2, 1974 in Tennille, Ga. … He is the oldest of four children …Played running back and defensive back at Washington County High in Tennille, Ga. and was voted the Georgia Class AA Defensive Player of the Year by the Atlanta Journal-Constitution … Earned all-state and all-county honors after gaining 1,661 all-purpose yards and 14 touchdowns as a running back, while recording 145 tackles, including eight sacks and eight interceptions as a defensive back during his senior year … He also blocked three punts, three PATs and three field-goal attempts during his final campaign, while leading the team to a 14-1 record and the Class AA State Championship game … Majored in consumer economics at Georgia … Robert and his fiancée, Tracy, celebrated the birth of their first child during the 2000 offseason.

ROBERT EDWARDS

Pos: RB **Ht:** 5-11 **Wt:** 220 **Year:** 2nd **Acq:** D1a-98 (18th) **College:** Georgia **Born:** 10/2/74 **Contract:** '02

Regular Season		Rushing					Receiving					Kick Returns					Fumbles		Tackles	
Year Team	G/S	No	Yds	Avg	Lg	TD	No	Yds	Avg	Lg	TD	No	Yds	Avg	Lg	TD	No	Lost	SpT	Misc
1998 Patriots	16/15	291	1115	3.8	53	9	35	331	9.5	46	3	0	0	0.0	0	0	5	1	0	1
Post season		**Rushing**					**Receiving**					**Kick Returns**					**Fumbles**		**Tackles**	
Year Team	G/S	No	Yds	Avg	Lg	TD	No	Yds	Avg	Lg	TD	No	Yds	Avg	Lg	TD	No	Lost	SpT	Misc
1998 Patriots	1/1	17	28	1.6	7	1	3	33	11.0	17	0	0	0	0.0	0	0	1	1	0	0

EDWARDS' CAREER GAME-BY-GAME

				Rushing					Receiving					
1998		Opponent	G	No	Yds	Avg	Lg	TD	No	Yds	Avg	Lg	TD	W/L
09/07	at	Denver	p	13	50	3.8	15	1	-	-	-	-	-	L
09/13		Indianapolis	S	18	36	2.0	8	1	3	71	23.7	39	0	W
09/20		Tennessee	S	12	92	7.7	53	1	-	-	-	-	-	W
10/04	at	New Orleans	S	22	97	4.4	14	1	1	4	4.0	4	0	W
10/11		Kansas City	S	23	104	4.5	33	1	3	32	10.7	15	1	W
10/19		NY Jets	S	22	104	4.7	14	1	4	24	6.0	8	0	L
10/25	at	Miami	S	19	27	1.4	15	0	3	26	8.7	10	0	L
11/01	at	Indianapolis	S	23	70	3.0	8	1	3	12	4.0	5	0	W
11/08		Atlanta	S	10	11	1.1	8	0	5	34	6.8	12	0	L
11/15	at	Buffalo	S	14	50	3.6	13	0	1	10	10.0	10	0	L
11/23		Miami	S	14	24	1.7	11	0	1	46	46.0	46	0	W
11/29		Buffalo	S	13	40	3.1	13	0	2	6	3.0	4	1	W
12/06	at	Pittsburgh	S	28	66	2.4	17	1	1	6	6.0	6	0	W
12/13	at	St. Louis	S	24	196	8.2	53	0	-	-	-	-	-	L
12/20		San Francisco	S	24	101	4.2	12	1	4	52	13.0	20	1	W
12/27	at	NY Jets	S	12	47	3.9	18	0	4	8	2.0	7	0	L
1998	**Totals**		**16/15**	**291**	**1115**	**3.8**	**53**	**9**	**35**	**331**	**9.5**	**46**	**3**	
01/03	at	Jacksonville	S	17	28	1.6	7	1	3	33	11.0	17	0	L

CHECK YOUR LOCAL LISTINGS

The interest in the Patriots continues to be at an all-time high. Patriots' games have consistently been one the regions highest rated programs over the past three seasons.

The Patriots' 5th Quarter, which features Drew Bledsoe's post game press conferences, airs immediately after selected Patriots games. The final 1999 Patriots' television ratings are listed below:

1999 PRESEASON RATINGS

Date	Opponent	Affiliate	Local Rating	Share
Fri., Aug. 13	Washington Redskins	WCVB	11.2	21
Sat., Aug. 21	Dallas Cowboys #	WCVB	13.6	27
Sat., Aug. 28	at Tampa Bay Buccaneers	WCVB	12.3	23
Thur., Sept. 2	at Carolina Panthers	WCVB	16.8	27
1999 Preseason Totals			**13.5**	**24.5**

- broadcast nationally on ESPN.

1999 REGULAR SEASON TELEVISION RATINGS

Date	Opponent	Local Affiliate	Rating	Share	5th Quarter Rating/Share
Sun., Sept. 12	at New York Jets	WBZ	20.8	48	10.1 / 22
Sun., Sept. 19	Indianapolis Colts	WBZ	19.4	49	14.1 / 35
Sun., Sept. 26	New York Giants	ESPN+	27.9	41	none
Sun., Oct. 3	at Cleveland Browns	WBZ	21.8	49	none
Sun., Oct. 10	at Kansas City Chiefs	WBZ	22.7	50	none
Sun., Oct. 17	Miami Dolphins	WBZ	24.6	55	10.0 / 20
Sun., Oct. 24	Denver Broncos	WBZ	21.1	48	9.8 / 22
Sun., Oct. 31	at Arizona Cardinals	WBZ	25.0	45	none
Mon., Nov. 15	New York Jets	WCVB*	21.3	39	none
Sun., Nov. 21	at Miami Dolphins	WBZ	22.2	48	8.7 / 17
Sun., Nov. 28	at Buffalo Bills	WBZ	23.5	50	none
Sun., Dec. 5	Dallas Cowboys	ESPN+	26.8	41	none
Sun., Dec. 12	at Indianapolis Colts	WBZ	21.8	52	16.5 / 36
Sun., Dec. 19	at Philadelphia Eagles	WBZ	22.0	49	none
Sun., Dec. 26	Buffalo Bills	WBZ	20.0	47	10.9 / 23
Sun., Jan. 2	Baltimore Ravens	WBZ	23.6	45	15.1 / 27
Regular Season Totals			**22.7**	**47**	**11.9 / 25.3**

+ broadcast locally on WCVB Channel 5

* broadcast nationally on ABC

Note: Each rating point represents one percent of the area's 2.1 million homes. Cable channel ratings are based on the full number of homes although only 76 percent of area homes have cable service.

ED ELLIS

TACKLE

6-7' ★ 325LBS ★ 4TH YEAR ★ 4TH YEAR W/PATRIOTS
BUFFALO ★ EARLY CHILDHOOD EDUCATION
ACQ: D4b-97 (125TH) ★ SIGNED THROUGH 2000
BORN: 10/13/75 ★ HAMDEN, CT

Career Transactions

Ed Ellis was drafted with the Patriots' own selection in the fourth round (125th overall) of the 1997 NFL draft ... Signed with the Patriots (6/19/97) ... Became a restricted free agent on Feb. 11, 2000 ... Tendered by the Patriots for the 2000 season.

Career Games Played/Started

Regular Season: 8/0, Postseason: 0/0

Seasonal Reviews

1999 (1/1): Made his NFL starting debut for an injured Zefross Moss at right tackle vs. Indianapolis (9/19) ... Anchored a line that allowed just one sack all day ... It was the 39th game in which Bledsoe had been sacked no more than once ... The Patriots are 31-8 in those games ... It was Ellis' only game played all season ... He was listed among the Patriots inactives prior to eight games and was active, but did not play in seven other games.

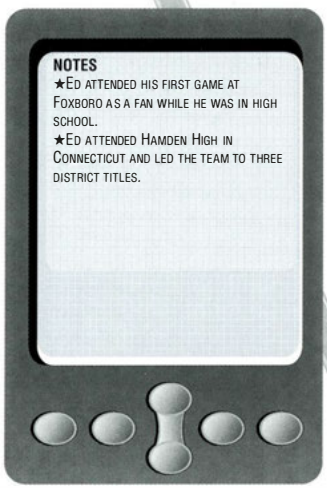

1998 (7/0, 0/0): Played in seven games for the Patriots, seeing limited playing time in a reserve role ... Dressed, but did not play in four other games ... Was listed among the Patriots inactive prior to five games ... He did receive some playing time in the first three games of the season; at Denver (9/7), vs. Indianapolis (9/13) and Tennessee (9/20) ... Subbed again Weeks 9-11 and 15.

1997 (1/0, 0/0): Ellis spent his rookie campaign developing his techniques in the transition from small college to the NFL ... He made his NFL debut vs. Buffalo (10/12) when he replaced Zefross Moss (back spasms) at right tackle ... Listed among the Patriots inactives in every other game, including both playoff games.

College

Ellis was a three-year starter at Buffalo (1994-96). **1996 (Senior):** First-team All-American selection by The Gridiron Report ... Lined up at left tackle and made 60 knockdown blocks. **1995 (Junior):** All-Independent selection by *The Sporting News* ... Started every game at left tackle, registering 51 knockdowns as the ground game averaged 149.6 yards. **1994 (Sophomore):** Started every game at right tackle ... Finished with 38 knockdowns as the team averaged 276.1 yards per game. **1993 (Freshman):** Started five of seven games at right tackle.

Personal

Edward Ellis was born the son of Randolph & Bobbie Ellis on Oct. 13, 1975 in Hamden, Conn. ... He attended Hamden (Conn.) High and earned three varsity letters in football ... Led his prep football team to three district titles ... Underwent surgery to repair a cracked patella on his right knee, which caused him to miss his entire junior season ... Majored in early childhood education at Buffalo ... Single

KEVIN FAULK

RUNNING BACK

5-8' ★ 200LBS ★ 2ND YEAR ★ 2ND YEAR W/PATRIOTS
LOUISIANA STATE ★ KINESIOLOGY
ACQ: D2-99 (46TH) ★ SIGNED THROUGH 2003
BORN: 6/5/76 ★ LAFAYETTE, LA

Career Transactions

Kevin Faulk was selected by the Patriots in the second round of the 1999 NFL draft (46th overall) ... The pick was acquired in a trade with the Tennessee Titans in exchange for the Patriots second-round pick (52nd overall–John Thornton) and fourth-round pick (117th overall–Donald Mitchell) ... Signed a five-year deal with the Patriots on July 28, 1999.

Career Games Played/Started

Regular Season: 11/2, Postseason: 0/0

Career Highlights

★ Earned Miller Lite Player of the Game honors for his performance against the Jets (11/15/99) when he returned four kicks 170 yards, including a 95-yard return to the Jets' 5-yard line. That return was the eighth longest return – and the longest non-scoring return – in franchise history.

★ Recorded his first career receiving touchdown on a 13-yard pass from Bledsoe in the fourth quarter vs. the Jets (11/15/99).

Seasonal Reviews

1999 (11/2): Played in 11 games for the Patriots as a rookie ... Started the first two games of the season, but an ankle injury caused him to miss the next two games ... Returned in a reserve role behind Terry Allen and filled in as a third-down back for the next nine games ... Finished his rookie campaign second on the team with 227 yards on 67 carries and scored a touchdown ... He also had 12 receptions for 98 yards and a touchdown ... Sprained an ankle at Indianapolis (12/12) and missed the rest of the season after being placed on injured reserve on Dec. 14. **NY Jets (9/12):** One of three rookie starters for the Patriots (along with Damien Woody and Andy Katzenmoyer), the most in a season opener since 1993 ... Rushed for 17 yards on 10 carries in his NFL debut. **Indianapolis (9/19):** Started, but left the game with a sprained right ankle and missed the next two games while rehabilitating the ankle. **Denver (10/24):** Established a personal best with 238 all-purpose yards and scored his first career touchdown on a 15-yard run over right tackle vs. the defending Super Bowl Champion Broncos ... Handled the punt return responsibilities for the third consecutive game, replacing the injured Troy Brown, and gained 70 yards on four returns (17.5 avg.), including a season-long 20-yard return in the first quarter ... His touchdown gave the Patriots a 7-0 lead in the game, a lead which was never relinquished as the Patriots defeated the Broncos for the first time since 1980. **Arizona (10/31):** Had a season-high with 17 carries in the Patriots 27-3 victory over the Cardinals ... Provided 42 of the 142 rushing yards in the game, the second-highest total of the season. **NY Jets (11/15):** Earned Miller Lite Player of the Game honors for his performance against the Jets ... Returned a kickoff 95 yards to the Jets 5-yard line ... The return was the eighth longest return, and the longest non-scoring return, in franchise history ... It was the longest return by a Patriot since Jon Vaughn returned a kickoff 100 yards (12/20/92 vs. Cincinnati) ... Finished the night with four kick returns for 170 yards ... Recorded his first career receiving touchdown on a 13-yard pass from Bledsoe in the

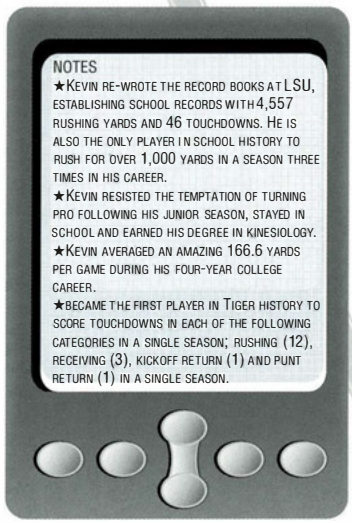

fourth quarter. **Miami (11/21):** Named special teams co-captain for the game ... Provided 182 all-purpose yards, including a season-high 61 yards rushing on just five carries (12.2 avg.) ... His 61 yards was a team high ... Burst through the Dolphins defense for a 43-yard run from scrimmage, the longest run of his rookie season ... It was the longest run from scrimmage for the Patriots in 1999 ... Returned six kicks for 115 yards (19.2 avg.), which dropped his season average to 24.5. **Dallas (12/5):** Gained 36 yards on nine carries and 43 yards on three receptions ... His 79 yards from scrimmage was his highest offensive output of the season ... Added 50 yards on a pair of kickoff returns ... Had a 19-yard reception in the fourth quarter, his longest reception of the season. **Indianapolis (12/12):** Sustained a first quarter ankle injury which sidelined him for the season when the Patriots placed him on injured reserve two days later.

College

Faulk finished his collegiate career ranked fifth in NCAA history with 6,833 all-purpose yards ... Established Southeastern Conference records with 6,833 career all-purpose yards and 53 total touchdowns ... Trails only Georgia RB Herschel Walker in SEC history in rushing yards (4,557) and rushing touchdowns (46) ... Holds school records with 4,557 rushing yards, 6,833 all-purpose yards, 53 total touchdowns, 46 rushing touchdowns and 318 total points ... Ranks second in school history with 856 carries ... Holds the second- and third-highest single-season rushing totals in school history ... He is the only player in school history to rush for over 1,000 yards in a season, three times in his career. **1998 (Senior):** Earned All-Southeastern Conference honors ... Started all 11 games and led the SEC with 116.3 rushing yards per game, gaining 1,279 yards on 229 carries (5.6 avg.) ... Ranked second in the Southeastern Conference with 102 total points (12 rushing touchdowns, three receiving and two returning) ... Led the Tigers with 2,109 all-purpose yards, an average of 191.7 yards per game ... Caught 22 passes for 287 yards (13.0 avg.) and three touchdowns ... Returned 23 punts for 265 yards (11.5 avg.) and a touchdown ... Added 278 yards and a touchdown on nine kickoff returns (30.9 avg.) ... Gained a season-high 201 yards rushing on 30 attempts (6.7 avg.) and one touchdown vs. Alabama. **1997 (Junior):** Selected Associated Press All-America third-team and was first-team All-SEC ... Started eight of nine games and led the team with 1,646 all-purpose yards, including 1,144 rushing yards on 205 carries (5.6 avg.) ... Ranked third in the country with an average of 182.9 all-purpose yards per game ... Led the conference and ranked seventh in the nation with an average of 127.1 rushing yards per game ... Scored 15 rushing touchdowns, the second-highest single-season total in school history ... Recorded season-high 212 yards rushing on 28 attempts (7.6 avg) and set an LSU single-game record with five touchdowns at Kentucky. **1996 (Sophomore):** Voted first-team AP All-American ... Consensus first-team All-SEC selection ... Recipient of the Charles McClendon Award, given to the team MVP ... Gained 1,282 yards rushing on 248 carries (5.2 avg.) and scored 13 touchdowns ... His 1,282 yards rushing are the second highest in school history ... Led the conference and ranked fourth in the nation with an average of 191.3 all-purpose yards per game ... Added 10 receptions for 134 yards (13.4 avg.), returned 14 kickoffs for 313 yards (22.4 avg.) and 24 punts for 375 yards (15.6 avg.) and one touchdown ... Named SEC Player of the Week in season opener with a school-record and personal best 246 yards rushing on 21 carries (11.7 avg.) and two scores vs. Houston ... Added a 78-yard punt return for a touchdown and finished with 376 all-purpose yards, the most ever in school history and second in SEC history vs. Houston. **1995 (Freshman):** Named Freshman Offensive Player of the Year in the SEC by the *Knoxville News-Sentinel* ... Led the team with 852 yards on 174 carries (4.9 avg.) with six touchdowns ... Added five receptions for 86 yards (17.2 avg) and one score.

Personal

Kevin Tony Faulk was born the son of Gerald and Vivian Faulk on June 5, 1976 in Lafayette, La. ... Named Class 5A Offensive Most Valuable Player two years in a row, making him the first player to capture that honor in back-to-back seasons in 20 years ... All-American pick by *Parade* and *USA Today* ... Rushed for 4,877 yards on 603 carries and 62 touchdowns during his career at Carencro (La.) High ... Totaled 7,612 all-purpose yards and scored 89 touchdowns during his high school career ... Set 17 career and school records ... Won the 1992 Class 5A State Championship at Carencro with 259 rushing yards and four touchdowns ... Kevin is married (Latisha).

KEVIN FAULK

Pos: RB **Ht:** 5-8 **Wt:** 200 **Year:** 2nd **Acq:** D2-99 (46th) **College:** Louisiana State **Born:** 6/5/76 **Contract:** '03

			Rushing					Receiving					Kickoff Returns					Punt Returns				
Year	Team	G/S	No	Yds	Avg	Lg	TD	No	Yds	Avg	Lg	TD	No	Yds	Avg	Lg	TD	No	Yds	Avg	Lg	TD
1999	Patriots	11/2	67	227	3.4	43	1	12	98	8.2	19	1	39	943	24.2	95	0	10	90	9.0	20	0

FAULK'S CAREER GAME-BY-GAME

		Rushing					Receiving					Kickoff Returns					Punt Returns					
1999	Opponent	No	Yds	Avg	Lg	TD	No	Yd	Avg	Lg	TD	No	Yds	Avg	Lg	TD	No	FC	Yd	Avg	Lg	TD
09/12 at	NY Jets	10	17	1.7	4	0	1	8	8.0	8	0	3	69	23.0	27	0	-	-	-	-	-	-
09/19	Indianapolis	5	9	1.8	7	0	1	1	1.0	1	0	4	64	16.0	21	0	-	-	-	-	-	-
09/26	NY Giants	inactive					inactive					inactive					inactive					
10/03 at	Cleveland	inactive					inactive					inactive					inactive					
10/10 at	Kansas City	3	2	0.7	2	0	-	-	-	-	-	3	68	22.7	32	0	1	0	-1	-1.0	-1	0
10/17	Miami	2	3	1.5	3	0	-	-	-	-	-	5	143	28.6	61	0	3	1	17	5.7	15	0
10/24	Denver	5	24	4.8	15t	1	1	4	4.0	4	0	6	140	23.3	33	0	4	0	70	17.5	20	0
10/31 at	Arizona	17	42	2.5	8	0	-	-	-	-	-	1	14	14.0	14	0	2	3	4	2.0	4	0
11/15	NY Jets	2	7	3.5	6	0	2	21	10.5	13	1	4	170	42.5	95	0	-	-	-	-	-	-
11/21 at	Miami	5	61	12.2	43	0	2	6	3.0	7	0	6	115	19.2	27	0	-	-	-	-	-	-
11/28 at	Buffalo	7	22	3.1	9	0	2	15	7.5	9	0	3	62	20.7	27	0	-	-	-	-	-	-
12/05	Dallas	9	36	4.0	6	0	3	43	14.3	19	0	2	50	25.0	27	0	-	-	-	-	-	-
12/12 at	Indianapolis	2	4	2.0	3	0	-	-	-	-	-	2	48	24.0	28	0	-	-	-	-	-	-
12/19 at	Philadelphia	Placed on Injured Reserve 12/14/99																				
12/26	Buffalo																					
01/02	Baltimore																					
1999 Season Totals		**67**	**227**	**3.4**	**43**	**1**	**12**	**98**	**8.2**	**19**	**1**	**39**	**943**	**24.2**	**95**	**0**	**10**	**4**	**90**	**9.0**	**20**	**0**



DERRICK FLETCHER

GUARD

6-6' ★ 355LBS ★ 2ND YEAR ★ 2ND YEAR W/PATRIOTS

BAYLOR ★ BUSINESS

ACQ: D5-99 (154TH) ★ SIGNED THROUGH 2001

BORN: 9/9/75 ★ HOUSTON, TX

Career Transactions

Derrick Fletcher was drafted by the Patriots in the fifth round (154th overall) of the 1999 NFL draft ... Signed by the Patriots on July 28, 1999.

Seasonal Reviews

1999 (0/0): Listed among the Patriots inactives for 15 games ... Dressed, but did not play vs. Denver (10/24).

College

Fletcher was a four-year letterman at Baylor University ... Started all 22 games in his final two seasons on the offensive line (11 at tackle and 11 at guard) ... Started four of 21 games during his first two seasons at nose guard before switching to the offensive line during his junior season. **1998 (Senior):** Voted third-team All-American and was an All-Big Twelve Conference first-team selection ... Started every game at right tackle and led all lineman with 91 knockdowns ... First Baylor lineman to not allow a sack during the season in the 1990's. **1997 (Junior):** Manned the left guard position for all 11 games during the season and registered 55 knockdowns as Baylor averaged 185.4

yards per game rushing vs. Fresno State ... Recorded a career-high 13 knockdowns as the Bears totaled a season-high 319 yards rushing. **1996 (Sophomore):** Started four of 10 games at nose tackle and registered 52 tackles ... Collected a career-high nine tackles vs. Texas A&M. **1995 (Freshman):** Participated in all 11 games as a reserve nose guard ... Registered 34 tackles with a stop for a 1-yard loss and a pass deflection. **1994 (Redshirt):** Red-shirted as a freshman.

NOTES

★FLETCHER LETTERED ON THE BAYLOR TRACK TEAM IN 1995 AND FINISHED FOURTH IN BOTH THE INDOOR AND OUTDOOR SOUTHWEST CONFERENCE FINALS IN THE SHOT PUT. HE ALSO HELD THE STATE SHOT PUT TITLE AT ALDINE (TEXAS) HIGH.

★IN 1998, FLETCHER BECAME THE FIRST BAYLOR OFFENSIVE LINEMAN NOT TO ALLOW A SACK DURING A SEASON IN THE 1990'S.

★FLETCHER IS THE FIRST PLAYER FROM BAYLOR TO EVER BE DRAFTED BY THE PATRIOTS.

Personal

Derrick W. Fletcher was born the son of Jewelene Fletcher on Sept. 9, 1975 in Houston, Texas ... Lettered on the Baylor track team in 1995 and finished fourth in both the indoor and outdoor Southwest Conference Finals in the shot put ... Starred on the football field at Aldine (Texas) High, earning *Scholastic Coach* Top 100, *Waco Tribune Herald* Top 30, *Dallas Morning News* 100 and *Super Prep* Top 13 recognition his senior year ... Recorded 80 tackles with six sacks and blocked two PATs as a senior ... Lettered in basketball and track ... Won the state shot put title ... Derrick majored in business at Baylor.



CHRIS FLOYD

FULLBACK

6-2' ★ 235LBS ★ 3RD YEAR ★ 3RD YEAR W/PATRIOTS

MICHIGAN ★ SPORTS MANAGEMENT

ACQ: D3a-98 (81ST) ★ SIGNED THROUGH 2000

BORN: 6/23/75 ★ DETROIT, MI

Career Transactions

Chris Floyd was drafted by the New England Patriots in the third round (81st overall) of the 1998 NFL Draft with a pick that was obtained by the Patriots (along with a first-round choice - Robert Edwards) from the New York Jets as compensation for the loss of restricted free agent Curtis Martin ... Signed by the Patriots on July 15, 1998.

Career Games Played/Started

Regular Season: 29/2, Postseason: 1/0

Seasonal Reviews

1999 (13/0): Played in 13 games ... Received limited playing time and finished the season with 12 yards rushing on six carries ... Also had two receptions for 16 yards ... Credited with five special teams tackles ... Missed three games due to a sprained left knee injury. **Cleveland (10/3):** Had three carries for 9 yards and had one reception for 11 yards to help the Patriots to a 19-7 victory. **Kansas City (10/10):** Sprained his left knee, which caused him to miss the next three games.

1998 (16/2, 1/0): Participated in every game for the Patriots during his rookie campaign, including two starts in place of an injured Tony Carter ... Carried the ball six times in three different games for 22 yards and caught one pass for 6 yards ... Finished sixth on the team with 16 special teams tackles ... Made his NFL debut in a reserve role at Denver (9/7), playing mostly on special teams ... Made his first career special teams tackle in that game ...

Spelled Carter late in the Patriots 40-10 victory over Kansas City (10/11) and rushed three times for 7 yards ... Made his NFL starting debut at Miami (10/25) in place of Carter, who missed the game due to a knee injury ... Carried the ball twice for 14 yards in a 24-21 victory over San Francisco (12/20) ... Playing time was limited to special teams in the playoffs and he recorded one tackle at Jacksonville (1/3/99).

College

Floyd rushed for 623 yards on 148 carries and caught 14 passes for 125 yards during his collegiate career at Michigan. **1997 (Senior):** Rushed for 269 yards and two touchdowns on 63 carries (4.3 avg.) and caught seven passes for 83 yards while starting eight of 11 games to help Michigan claim a share of the national championship ... Missed just one game vs. Baylor ... Recipient of the Bob Ufer Award, awarded annually to the Michigan player who shows the most spirit and desire. **1996 (Junior):** Appeared in every game and gained 101 yards on 30 carries (3.4 avg.) ... Caught three passes for 23 yards. **1995 (Sophomore):** Started six of 13 games at fullback and rushed for 182 yards on 48 carries (3.8 avg.) ... Added 19 yards on four receptions. **1994 (Freshman):** Appeared in every game as a true freshman and rushed for 71 yards on seven carries ... Played extensively on special teams and collected seven tackles ... Had a career-long 54-yard carry vs. Minnesota and returned a kickoff 10 yards vs. Wisconsin.

NOTES
★In 1993, Floyd was named Michigan,s Gatorade Player of the Year in football.
★Chris was the 1997 recipient of the Bob Ufer Award, presented annually to the Michigan player who shows the most spirit and desire.

Personal

Christopher Michael Floyd was born the son of Gloria Floyd on June 23, 1975 in Detroit, Mich. ... He attended Cooley High in Detroit and excelled in football, earning *Super Prep* and *Prep Football Report* All-American honors as a fullback ... He was rated fourth-best in the nation at his position by the *National Recruiting Advisor* ... He rushed for 4,005 yards and 41 touchdowns on 429 carries during his prep career ... As a senior, he collected all-city, all-metro and all-state honors while rushing for 1,731 yards and 16 touchdowns on 185 carries ... Following his senior season, he was selected to play in the All-American Bowl, a national prep all-star game played annually in Allentown, Pa. ... In addition, he also earned four letters on the prep track team ... He earned his degree in sports management and communications at Michigan.

CHRIS FLOYD

Pos: FB **Ht:** 6-2 **Wt:** 235 **Year:** 3rd **Acq:** D3a-98 (81st) **College:** Michigan **Born:** 6/23/75 **Contract:** '00

Regular Season			Rushing					Receiving					Kick Returns					Fumbles		Tackles	
Year	Team	G/S	No	Yds	Avg	Lg	TD	No	Yds	Avg	Lg	TD	No	Yds	Avg	Lg	TD	No	Lost	SpT	Misc
1998	Patriots	16/2	6	22	3.7	10	0	1	6	6.0	6	0	0	0	0.0	0	0	0	0	16	1
1999	Patriots	13/0	6	12	2.0	6	0	2	16	8.0	11	0	0	0	0.0	0	0	0	0	5	0
Totals-2 Years		**29/2**	**12**	**34**	**2.8**	**10**	**0**	**3**	**22**	**73**	**11**	**0**	**0**	**0**	**0.0**	**0**	**0**	**0**	**0**	**21**	**1**

Postseason			Rushing					Receiving					Kick Returns					Fumbles		Tackles	
Year	Team	G/S	No	Yds	Avg	Lg	TD	No	Yds	Avg	Lg	TD	No	Yds	Avg	Lg	TD	No	Lost	SpT	Misc
1998	Patriots	1/0	0	0	0.0	0	0	0	0	0.0	0	0	0	0	0.0	0	0	0	0	1	0

JOHN FRIESZ

QUARTERBACK

6-4' ★ 223LBS ★ 11TH YEAR ★ 2ND YEAR W/PATRIOTS
IDAHO ★ EDUCATION
ACQ: UFA-99 (SEA) ★ SIGNED THROUGH 2001
BORN: 6/19/67 ★ MISSOULA, MT

Career Transactions

Signed with the Patriots on April 22, 1999 ... Originally drafted by the San Diego Chargers in the sixth round of the 1990 NFL draft ... Signed by the Chargers (7/20/90) ... Placed on injured reserve (elbow) from Sept. 4 to Oct. 3, 1990 ... Placed on practice squad (10/3/90 to 12/28/90) ... Granted free agency Feb. 1, 1992 ... Re-signed by Chargers (7/27/92) .... Placed on injured reserve with knee injury (8/25/92) ... Granted unconditional free agency (2/17/94) ... Signed by the Washington Redskins in on April 18, 1994 ... Granted unconditional free agency (2/17/95) ... Signed by the Seahawks as an unrestricted free agent on March 17, 1995 ... Granted unconditional free agency (2/12/99).

Career Games Played/Started

Regular Season: 68/38, Postseason: 0/0

Career Highlights

★Came off the bench in Denver (12/10/95) to lead the Seahawks to their greatest come-from-behind-victory in franchise history. Trailed 20-0 before engineering three fourth quarter touchdown drives in a 31-27 win. Passed for two scores in the quarter while completing 12-of-19 passes for 157 yards. Threw game-winning touchdown pass to Chris Warren with 0:49 remaining.

★Friesz has started 38-of-67 games during his career. In 1996 and 1997, he had earned the starting role for the Seahawks, only to have injuries sideline him for the majority of those seasons. In 1996, a broken leg ended his season after winning four-of-six games as a starter. The following year, he earned the starting job, only to give it up after breaking his thumb in the season opener.

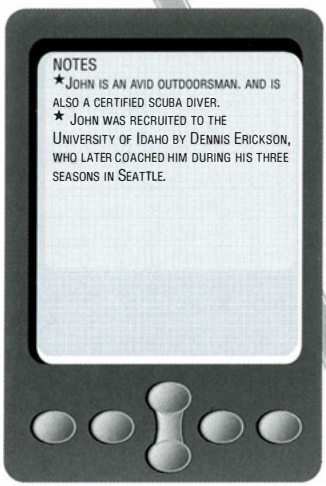

Seasonal Reviews

1999 (1/0): Saw action in just one game for the Patriots ... Dressed, but did not play in 15 other games while backing up Drew Bledsoe. **Arizona (10/31):** Replaced Bledsoe with 5:25 remaining in the game and a 27-3 lead against the Cardinals, but did not attempt a pass as he ran out the clock ... His only drive of the season resulted in six straight rushes which netted 16 yards and resulted in a punt ... Kneeled twice to run out the clock and was credited with two carries for -2 yards.

1998 (6/1 – Seattle): Played in six games for the Seahawks, including one start ... Backed up Warren Moon for 11 of the first 12 games of the season ... Replaced Moon (ribs) in the second half at Kansas City (10/4) ... Saw more action the following week vs Denver (10/11) ... Completed 6-of-8 attempts (.750) for 109 yards, including a 50-yard touchdown pass to Mike Pritchard ... Started for Moon (ribs) the following week at San Diego (10/25) and completed 14-of-21 attempts (.667) for 234 yards, including an 81-yard touchdown pass to Joey Galloway for a quarterback rating of 119.9 ... He also found Galloway for a 41-yard completion later in the game ... The 81-yard pass was the longest of his career ... Returned to a reserve role the following week when Moon returned and did not see any further game action for the remainder of the season ... Listed as the third quarterback prior to each of the final five games of the regular season ... Closed out the year completing 29-of-49 attempts for 409 yards and two touchdowns ... Completed 59.2 percent of his passes in 1998, the highest single-season completion percentage of his career.

1997 (2/1 – Seattle): Opened the regular season as the starting quarterback, but broke the thumb on his right hand on the last offensive play of the first half against the New York Jets (8/31) in the season opener ... Played in just two games all year, totaling three quarters of action ... Finished the season with 138 yards on 15-of-36 attempts ... Reported among the Seahawk inactive prior to the next seven games ... Dressed, but was listed as the inactive "third quarterback" at Denver (11/2) and at San Diego (11/9) ... Backed up Warren Moon, but did not play for the next three weeks ... Played the entire fourth quarter at Baltimore (12/7), but was listed as the third quarterback for each of the final two games of the season.

1996 (8/6 – Seattle): Started six of eight games for the Seahawks ... Took over as the starter in game six after the team's 1-4 start and posted a 4-2 record before being sidelined for the season with a broken leg suffered at Detroit (11/17) ... Engineered a 22-15 win over the Dolphins in Miami (10/6) in a driving rainstorm in his first start, throwing for 299 yards and three scores ... Connected with Galloway for first half scores of 51 and 65 yards and threw the game-winning 80-yard touchdown pass to Brian Blades with 2:03 left ... At the time, that completion was the longest of his career ... Became the first Seattle quarterback to have three 50+ touchdown passes in the same game ... After a loss at Kansas City (10/17), he guided Seattle to wins in a three-game homestand ... Passed for 206 yards against San Diego (10/27), 323 and one touchdown versus Houston (11/3), and 263 and two scores against Minnesota (11/10) ... Threw a 14-yard touchdown pass to Galloway with 3:30 remaining to tie the Houston game ... His 323 yards represented the first 300-yard passing game by a Seattle quarterback since Nov. 10, 1991, a span of 79 games ... Broke open a close game against the Vikings with a second quarter scoring pass and added a second in the fourth quarter ... Broke a bone in his leg in the first quarter against the Lions (11/17) and played on it until the fourth quarter ... Missed the last five games of the season on injured reserve.

1995 (6/3 – Seattle): Played in six games for Seattle, starting three at quarterback ... Came off the bench in Denver (12/10) to lead the Seahawks to their greatest comeback in franchise history ... Trailed 20-0 before engineering three fourth quarter touchdown drives in a 31-27 win ... Completed 12-of-19 passes for 157 yards and two touchdowns in the fourth quarter ... Threw the game-winning touchdown pass to Warren with 49 seconds remaining ... Saw action as a reserve in two games, in the season opener vs. Kansas City (9/3) and vs. San Diego (10/22), before making first start at Arizona (10/29) ... Suffered a separated left (non-throwing) shoulder in the first quarter of that game, but missed only six plays before returning to finish the game ... Overcame early 14-0 deficit to tie game in regulation ... He was driving toward the game-winning score when a deflected pass was intercepted and returned for a touchdown ... His injury kept him out of the lineup for the next five games ... Returned to action at Denver (12/10) when he came off the bench to complete 12-of-23 attempts for 157 yards and two touchdowns ... Started the last two games of the season ... Completed 16-of-25 passes for 220 yards and one score against the Oakland Raiders ... Engineered scoring drives on his first five possessions of the game, extending a consecutive scoring streak to eight straight possessions.

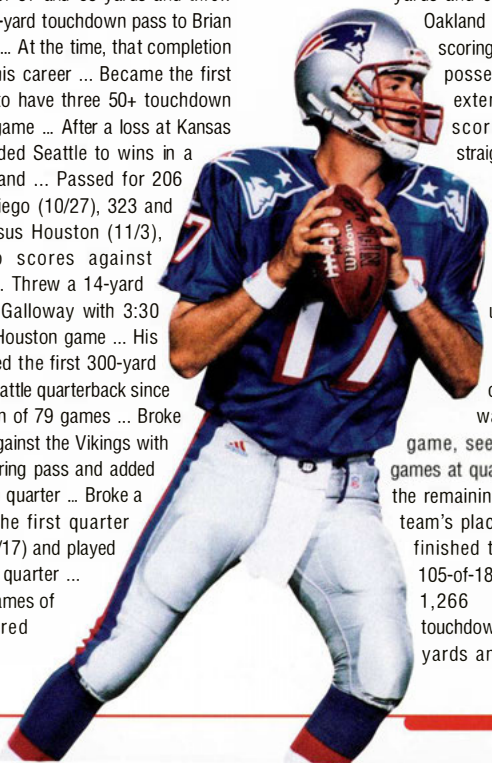

1994 (16/4 – Washington): Signed with the Redskins as an unrestricted free agent on April 18 ... Started the first four games of the season ... He was active for every game, seeing action in seven games at quarterback and each of the remaining nine games as the team's placement holder ... He finished the year completing 105-of-180 attempts (.583) for 1,266 yards and 10 touchdowns ... Passed for 195 yards and four touchdowns

without an interception in a 38-24 win at New Orleans (9/11) ... Tied a team record with 32 completions, including two touchdowns, and recorded a career-high 381 yards in a 31-23 loss at the New York Giants (9/18) ... Completed a 73-yard scoring pass to Henry Ellard vs. Atlanta (9/25), a career-long ... Saw action at quarterback in only three other games the rest of the season, vs. Arizona (10/16), San Francisco (11/6), and Dallas (11/20).

1993 (12/6 – San Diego): Saw action in 12 games, starting six consecutive games (Weeks 6-12) when Stan Humphries was sidelined by a shoulder injury ... Engineered two wins during that time, over two eventual playoff teams (Los Angeles Raiders and Minnesota Vikings) ... Completed 20-of-32 passes for 268 yards and two scores versus the Vikings (11/7) ... One of the touchdowns was a 66-yarder to Anthony Miller, the Chargers' longest scoring play from scrimmage all season ... Came off the bench in Week Three to lead a 74-yard scoring drive to the winning field goal with 0:03 left against Houston (9/19) ... Suffered only four interceptions in 238 attempts.

1992 (0/0 – San Diego): Missed the entire season on injured reserve due to a knee injury he suffered in the second quarter of the preseason opener at Phoenix.

1991 (16/16 – San Diego): Started every game for the Chargers in 1991 and recorded career-highs in every passing category ... Completed 262-of-487 attempts for 2,896 yards and 12 touchdowns ... Recorded his first 300-yard game against the Rams in Los Angeles (10/13) when he completed 21-of-33 attempts (.636) ... Eclipsed that plateau for the second consecutive week when he complted 33-of-54 attempts for 321 yards vs. Cleveland (10/20) ... Engineered a fourth quarter 24-21 win over New Orleans (11/17) ... Earned the starting job in the final preseason game by completing 17-of-19 passes for 210 yards against the Raiders ... Started in the season opener at Pittsburgh (9/1) and completed his first touchdown pass of the season on a 5-yard toss to Shawn Jefferson.

1990 (1/1 – San Diego): Missed the first 15 games on injured reserve, but returned to start against the eventual AFC West Champion Los Angeles Raiders (12/29) in the season finale ... Completed 11-of-22 passes for 98 yards with one touchdown and one interception in a 17-12 loss.

College

Set 24 school, 18 conference, and five NCAA Division I-AA records ... Teams were 27-5 in his career and advanced to the playoffs three times ... Consensus All-America, All-Big Sky Conference and conference Player of the Year as a junior and senior ... Threw for 10,697 career yards, the NCAA's fifth-best total ... Had 4,041 yards with 31 touchdowns and eight interceptions as a senior ... Yardage total was the sixth-highest in NCAA single-season history ... Had 11 games with more than 300 yards, including five with more than 400 ... Set an NCAA I-AA single-game completion percentage mark of 84.8% (28-of-33) against Montana State ... Finished his career completing 801-of-1,350 attempts for 10,697 yards, 77 touchdowns and 40 interceptions ... Completed another 105-of-178 passes for 1,535 yards with 11 touchdowns and seven interceptions in the postseason.

Personal

John Melvin Friesz was born May 19, 1967 in Missoula, MT ... He earned all-state honors in football at Coeur d'Alene (Idaho) High School and lettered in baseball as a pitcher ... He hosted a golf tournament in San Diego to benefit the American Diabetes Association ... He is an avid outdoorsman and a certified scuba diver ... John and his wife, Julie, have two sons, Hunter (11/25/95) and Jacob (6/4/98).

FRIESZ'S 300-YARD GAMES

Date	Opponent	A	C	Yds	Pct	TD	Int	LG	T/L	Rating
10/13/91	at L.A. Rams	33	21	306	63.6	2	1	49t	1/8	101.3
10/20/91	Cleveland	54	33	321	61.1	1	2	25	3/16	68.5
09/18/94	at N.Y. Giants	50	32	381	64.0	2	2	36	1/5	83.8
11/03/96	Houston	38	24	323	63.2	1	1	44	1/3	87.9

JOHN FRIESZ

Pos: QB **Ht:** 6-4 **Wt:** 220 **Year:** 11th **Acq:** UFA-99 (SEA) **College:** Idaho **Born:** 6/19/67 **Contract:** '01

Regular Season Passing Statistics

Year	Team	G/S	Att	Cmp	Yds	Yds/Att	Pct	TD	Int	Int%	Lg	Sacks	Rating
1990	Chargers	1/1	22	11	98	4.45	50.0	1	1	4.5	17	1/7	58.5
1991	Chargers	16/16	487	262	2896	5.95	53.8	12	15	3.1	58	32/214	67.1
1992	Chargers	0/0				injured reserve							
1993	Chargers	12/6	238	128	1402	5.89	53.8	6	4	1.7	66t	14/98	72.8
1994	Redskins	16/4	180	105	1266	7.03	58.3	10	9	5.0	73t	6/45	77.7
1995	Seahawks	6/3	120	64	795	6.63	53.3	6	3	2.5	43t	3/12	80.4
1996	Seahawks	8/6	211	120	1629	7.72	56.9	8	4	1.9	80t	12/77	86.4
1997	Seahwaks	2/1	36	15	138	3.83	41.7	0	3	8.3	22	2/11	18.1
1998	Seahawks	6/1	49	29	409	8.35	59.2	2	2	4.1	81t	1/7	82.8
1999	Patriots	1/0	0	0	0	0.0	0.0	0	0	0.0	0	0/0	---
Totals-10 Years		**68/38**	**1343**	**734**	**8633**	**6.43**	**54.7**	**45**	**41**	**3.1**	**81t**	**71/471**	**72.9**

Regular Season Rushing / Fumbles

Year	Team	No	Yds	Avg	Lg	TD	Fum	Rec	Yds
1990	Chargers	1	3	3.0	3	0	0	0	0
1991	Chargers	10	18	1.8	11	0	10	2	-21
1992	Chargers				injured reserve				
1993	Chargers	10	3	0.3	2	0	2	1	-3
1994	Redskins	1	1	1.0	1	0	2	1	0
1995	Seahawks	11	0	0.0	2	0	2	1	-3
1996	Seahawks	12	1	0.1	3	0	7	2	-6
1997	Seahawks	1	0	0.0	0	0	1	1	-2
1998	Seahawks	5	5	1.0	8	0	0	0	0
1999	Patriots	2	-2	-1.0	-1	0	0	0	0
Totals-10 years		**53**	**29**	**0.5**	**11**	**0**	**24**	**8**	**-35**

SINGLE-GAME CAREER HIGHS

Passing

Attempts:	54	vs. Cleveland 10/20/91
Completions:	33	vs. Cleveland 10/20/91
Most Yards:	381	at N.Y. Giants 9/18/94
High Completion %:	78.0	at Jets 11/24/91 (7-of-9)
Longest Completion:	81t	Joey Galloway at S.D. 10/25/98
Most Touchdowns:	4	at New Orleans 9/11/94
Most Interceptions:	3	Four Times (Last: at Baltimore 12/7/97)

FRIESZ VS THE NFL

Team	G	Att	Com	Pct	Yds	LG	TD	Int	Rating	300
Arizona	5	32	17	53.1	205	23	2	2	67.8	0
Atlanta	2	51	30	58.8	366	73t	2	3	69.6	0
Baltimore	1	15	5	33.3	59	16	0	3	----	0
Buffalo	0	0	0	---	0	0	0	0	----	0
Carolina	0	0	0	0.0	0	0	0	0	----	0
Chicago	1	37	19	51.4	184	21	0	0	65.6	0
Cincinnati	0	0	0	0.0	0	0	0	0	----	0
Cleveland	1	54	33	61.1	321	25	1	2	68.5	1
Dallas	2	35	16	45.7	193	28	1	2	48.9	0
Denver	6	119	57	47.9	705	50t	5	6	59.7	0
Detroit	1	18	8	44.4	148	73	0	1	50.2	0
Green Bay	1	4	1	25.0	15	15	0	0	42.7	0
Houston	2	53	32	60.4	433	47	1	1	84.9	1
Indianapolis	2	1	1	100.0	11	11	0	0	112.5	0
Jacksonville	0	0	0	0.0	0	0	0	0	----	0
Kansas City	8	223	109	48.9	1196	46	5	6	61.4	0
Miami	3	58	35	60.3	484	80t	5	1	108.7	0
Minnesota	2	65	42	64.6	531	66t	4	0	110.5	0
New England	0	0	0	0.0	0	0	0	0	----	0
New Orleans	2	52	31	59.6	370	41t	4	1	99.0	0
N.Y. Giants	2	50	32	64.0	381	36	2	2	83.8	1
N.Y. Jets	2	30	17	56.7	140	22	0	1	55.0	0
Oakland	6	129	67	51.9	786	43t	4	2	74.6	0
Philadelphia	3	1	1	100.0	14	14	0	0	----	0
Pittsburgh	2	67	34	50.7	299	19	1	2	55.5	0
St. Louis	2	33	21	63.6	306	49t	2	1	101.3	1
San Diego	3	59	34	57.6	496	81t	1	0	90.8	0
San Francisco	2	45	22	48.9	236	50	3	3	59.1	0
Seattle	4	112	70	62.5	754	58	2	2	80.7	0
Tampa Bay	2	0	0	0.0	0	0	0	0	----	0
Washington	0	0	0	0.0	0	0	0	0	----	0
Career Totals	**67**	**1343**	**734**	**54.7**	**8633**	**81t**	**45**	**41**	**72.9**	**4**

FRIESZ'S CAREER GAME-BY-GAME

1990	Opponent	P/S	A	C	Yds	Pct	TD	Int	LG	S/Yd
12/29	L.A. Raiders	S	22	11	98	50.0	1	1	17	1/7

1991	Opponent	P/S	A	C	Yds	Pct	TD	Int	LG	S/Yd
09/01	at Pittsburgh	S	41	19	192	46.3	1	1	19	3/17
09/08	at San Francisco	S	33	14	179	42.4	2	3	50	1/9
09/15	Atlanta	S	22	13	136	59.1	1	0	36	1/7
09/22	at Denver	S	29	13	139	44.8	0	1	30	2/13
09/29	Kansas City	S	25	10	162	40.0	0	0	46	1/7
10/06	at L.A. Raiders	S	22	12	118	54.5	1	0	25	3/18
10/13	at L.A. Rams	S	33	21	306	63.6	2	1	49t	1/8
10/20	Cleveland	S	54	33	321	61.1	1	2	25	3/16
10/27	at Seattle	S	41	27	212	65.9	0	0	26	3/20
11/03	BYE									
11/10	Seattle	S	25	17	229	68.0	0	0	58	3/16
11/17	New Orleans	S	30	16	175	53.3	0	1	29	2/16
11/24	at N.Y. Jets	S	9	7	61	77.8	0	1	13	1/10
12/01	L.A. Raiders	S	27	12	150	44.4	0	1	31	3/26
12/08	at Kansas City	S	37	19	208	51.4	1	1	17	0/0
12/15	Miami	S	25	17	185	68.0	2	0	29	2/15
12/22	Denver	S	34	12	123	35.3	1	3	19	3/16
1991 TOTALS		**16/16**	**487**	**262**	**2896**	**53.8**	**12**	**15**	**58**	**32/214**

1992	Opponent	P/S	A	C	Yds	Pct	TD	Int	LG	S/Yd
Missed entire season on Injured Reserve (knee)										

1993	Opponent	P/S	A	C	Yds	Pct	TD	Int	LG	S/Yd
09/05	Seattle	Did Not Play								
09/12	at Denver	P	6	3	40	50.0	0	0	20	0/0
09/19	Houston	P	15	8	110	53.3	0	0	47	0/0
09/26	BYE									
10/03	at Seattle	P	14	9	103	64.3	1	0	20	1/7
10/10	at Pittsburgh	S	26	15	107	57.7	0	1	13	0/0
10/17	Kansas City	S	35	18	218	51.4	1	1	43	3/28
10/24	BYE									
10/31	at L.A. Raiders	S	25	13	162	52.0	1	1	37	1/3
11/07	at Minnesota	S	32	20	268	62.5	2	0	66t	1/5
11/14	Chicago	S	37	19	184	51.4	0	0	21	3/32
11/21	L.A. Raiders	S	8	3	38	37.5	0	0	17	2/8
11/29	at Indianapolis	P	1	1	11	100.0	0	0	11	0/0
12/05	Denver	Did Not Play								
12/12	Green Bay	Did Not Play								
12/19	at Kansas City	P	38	19	161	50.0	1	2	31	3/15
12/27	Miami	P	1	0	0	0.0	0	0	0	0/0
01/03	at Tampa Bay	Did Not Play								
1993 TOTALS		**12/6**	**238**	**128**	**1402**	**53.8**	**6**	**4**	**66t**	**14/98**

1994	Opponent	P/S	A	C	Yds	Pct	TD	Int	LG	S/Yd
09/04	Seattle	S	32	17	210	53.1	1	2	27t	0/0
09/11	at New Orleans	S	22	15	195	68.2	4	0	41t	1/5
09/18	at N.Y. Giants	S	50	32	381	64.0	2	2	36	1/5
09/25	Atlanta	S	29	17	230	58.6	1	3	73t	1/13
10/02	Dallas	P	Placement Holder							
10/09	at Philadelphia	P	Placement Holder							
10/16	Arizona	P	Placement Holder							
10/23	at Indianapolis	P	Placement Holder							
10/30	Philadelphia	P	Placement Holder							
11/06	San Francisco	P	12	8	57	66.7	1	0	18	1/8
11/13	BYE									
11/20	at Dallas	P	35	16	193	45.7	1	2	28	2/14
11/27	N.Y. Giants	P	Placement Holder							
12/04	at Tampa Bay	P	Placement Holder							
12/11	at Arizona	P	Placement Holder							
12/18	Tampa Bay	P	Placement Holder							
12/24	at L.A. Rams	P	Placement Holder							
1994 TOTALS		**16/4**	**180**	**105**	**1266**	**58.3**	**10**	**9**	**73t**	**6/45**

1995	Opponent	P/S	A	C	Yds	Pct	TD	Int	LG	S/Yd
09/03	Kansas City	P	9	5	77	55.5	1	0	23	0/0
09/10	at San Diego	Did Not Play								
09/17	Cincinnati	Did Not Play								
09/24	BYE									
10/01	Denver	Did Not Play								
10/08	at Oakland	Did Not Play								
10/15	at Buffalo	Did Not Play								
10/22	San Diego	P	5	4	56	80.0	0	0	20	0/0
10/29	at Arizona	S	32	17	205	53.1	2	2	23	1/2
11/05	N.Y. Giants	Inactive (shoulder)								
11/12	at Jacksonville	Did Not Play								
11/19	at Washington	Did Not Play								
11/26	N.Y. Jets	Did Not Play								
12/03	Philadelphia	Did Not Play								
12/10	at Denver	P	23	12	157	51.2	2	1	20	0/0
12/17	Oakland	S	25	16	220	64.0	1	0	43t	0/0
12/24	at Kansas City	S	26	10	80	38.5	0	0	15	2/10
1995 TOTALS		**6/3**	**120**	**64**	**795**	**53.3**	**6**	**3**	**43t**	**3/12**

1996	Opponent	P/S	A	C	Yds	Pct	TD	Int	LG	S/Yd
09/01	at San Diego	Did Not Play								
09/08	Denver	P	19	11	137	57.9	1	0	37	1/8
09/15	Kansas City	Did Not Play								
09/22	at Tampa Bay	Did Not Play								
09/29	Green Bay	P	4	1	15	25.0	0	0	15	0/0
10/06	at Miami	S	32	18	299	56.3	3	1	80t	0/0
10/13	BYE									
10/17	at Kansas City	S	34	20	238	58.8	1	1	32	3/25
10/27	San Diego	S	33	16	206	48.5	0	0	41	2/10
11/03	Houston	S	38	24	323	63.2	1	1	44	1/3
11/10	Minnesota	S	33	22	263	66.7	2	0	22	2/15
11/17	at Detroit	S	18	8	148	44.4	0	1	73	1/6
11/24	Oakland	Injured Reserve (leg)								
12/01	at Denver	Injured Reserve (leg)								
12/08	Buffalo	Injured Reserve (leg)								
12/15	at Jacksonville	Injured Reserve (leg)								
12/22	at Oakland	Injured Reserve (leg)								
1996 TOTALS		**8/6**	**211**	**120**	**1629**	**56.9**	**8**	**4**	**80t**	**12/77**

1997	Opponent	P/S	A	C	Yds	Pct	TD	Int	LG	S/Yd
08/31	N.Y. Jets	S	21	10	79	47.6	0	0	22	1/5
09/07	Denver	Inactive (thumb)								
09/14	at Indianapolis	Inactive (thumb)								
09/21	San Diego	Inactive (thumb)								
09/28	at Kansas City (ot)	Inactive (thumb)								
10/05	Tennessee	Inactive (thumb)								
10/12	BYE									
10/19	at St. Louis	Inactive (thumb)								
10/26	Oakland	Inactive (thumb)								
11/02	at Denver	3rd quarterback								
11/09	at San Diego	3rd quarterback								
11/16	at New Orleans (ot)	Did not play								
11/23	Kansas City	Did not play								
11/30	Atlanta	Did not play								
12/07	at Baltimore	P	15	5	59	33.3	0	3	16	1/6
12/14	at Oakland	3rd quarterback								
12/21	San Francisco	3rd quarterback								
1997 TOTALS		**2/1**	**36**	**15**	**138**	**41.7**	**0**	**3**	**22**	**2/11**

1998	Opponent	P/S	A	C	Yds	Pct	TD	Int	LG	S/Yd
09/06	Philadelphia	S	1	1	14	100.0	0	0	14	0/0
09/13	Arizona	P	0	0	0	0.0	0	0	0	0/0
09/20	Washington	Did Not Play								
09/27	Pittsburgh	Did Not Play								
10/04	Kansas City	P	19	8	52	42.1	0	1	16	0/0
10/11	Denver	P	8	6	109	75.0	1	1	50t	1/7
10/25	San Diego	P	21	14	234	66.7	1	0	81t	0/0
11/1	Oakland	Did Not Play								
11/8	Kansas City	Did Not Play								
11/15	Oakland	Did Not Play								
11/22	Dallas	Did Not Play								
11/29	Tennessee	Inactive-Third Quarterback								
12/6	NY Jets	Inactive-Third Quarterback								
12/13	San Diego	Inactive-Third Quarterback								
12/20	Indianapolis	Inactive-Third Quarterback								
12/27	Denver	Inactive-Third Quarterback								
1998 TOTALS		**5/1**	**49**	**29**	**409**	**59.2**	**2**	**2**	**81t**	**1/7**

1999	Opponent	P/S	A	C	Yds	Pct	TD	Int	LG	S/Yd
10/31	Arizona	p	0	0	0	0.0	0	0	0	0/0

TONY GAITER

WIDE RECEIVER/RETURNER

5-8' ★ 175LBS ★ 2ND YEAR ★ 1ST YEAR W/PATRIOTS
MIAMI (FLA) ★ LIBERAL ARTS
ACQ: FA-00 ★ SIGNED THROUGH 2000
BORN: 7/15/74 ★ MIAMI, FL

Career Transactions

Tony Gaiter was drafted by the Patriots in the sixth round (192nd overall) of the 1997 NFL draft ... Signed by the Patriots on July 16, 1997 ... Released on Aug. 24, 1997 ... Re-signed to Patriots practice squad (8/26/97) ... Activated on Nov. 28, 1997 ... Released by Patriots on Aug. 25, 1998 ... Re-signed by Patriots on Oct. 22, 1998 ... Released Oct. 28, 1998 ... Signed by San Diego on Nov. 24, 1998 ... Released by Chargers on Sept. 6, 1999 ... Re-signed by Patriots on May 31, 2000.

Career Games Played/Started

Regular Season: 6/0, Postseason: 0/0

Seasonal Reviews

1999 (0/0): Released by the San Diego Chargers on Sept. 6, 1999 and did not see any active duty during the 1999 season.

1998 (5/0-San Diego): Handled the punt and kick return responsibilities in five games for the Chargers ... Averaged 11.9 yards on 13 punt returns (155 yards) and 18.4 yards per return on 16 kick returns (295 yards) ... Credited with one special teams tackle ... Returned a punt 49 yards against the Raiders (12/20/98) ... Recorded his longest kickoff return, a 33-yard return, against Washington (12/6/98).

1997 (1/0, 0/0): Made his NFL debut in the 14th week of the season vs. Indianapolis (11/30/97) as a rookie ... Saw action on special teams ... Was listed among the Patriots inactives prior to the final three games of the regular season and both playoff games.

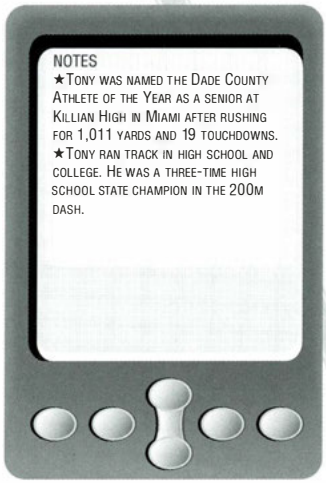

College

Gaiter was a three-year letterman at Miami ... Started his career as a tailback ... Made the transition to wide receiver during his senior season ... Was a member of the Miami track team, competing in the 100- and 400-meter dashes as well as the 4x100- and 4x400-meter relay teams. **1996 (Senior):** Started five of nine games and caught 27 passes for 540 yards (21.1 avg.) and scored seven touchdowns ... Scored on an 85-yard touchdown pass at Pittsburgh, the fourth-longest touchdown pass in school history. **1995 (Junior):** Saw limited playing time as a reserve tailback ... Returned nine punts for 79 yards (8.8 avg.), including a 46-yard touchdown return against Florida A&M. **1994 (Sophomore):** Participated in seven games and was credited with 15 carries for 61 yards. **1993 (Redshirted):** Transferred from San Bernadino Junior College and redshirted. **1992 (Freshman):** Started at tailback at San Bernadino (Calif.) Junior College and rushed for 522 yards on 62 carries (8.4 avg.) and three touchdowns ... Voted the team's MVP.

Personal

Tony Gaiter, Jr. was born the son of Tony, Sr. and Mary Gaiter on July 15, 1974 in Miami, Fla. ... He attended Killian High in Miami and was selected as an All-American by *Blue Chip Magazine* ... Earned all-state honors and was named Dade County Athlete of the Year as a senior after rushing for 1,011 yards and 19 touchdowns on 107 carries (9.4 avg.) ... He was a three-time state champion in the 200-meter dash and the 4x400m relay teams ... Tony is single and resides in Miami during the offseason.

TONY GAITER

Pos: WR/KR **Ht**: 5-8 **Wt**: 175 **Year**: 2nd **Acq**: FA-00 **College**: Miami **Born**: 7/15/74 **Contract**: '00

Regular Season			Receiving					Kick Returns					Punt Returns						Fumbles		Tackles	
Year	Team	G/S	No	Yds	Avg	Lg	TD	No	Yds	Avg	Lg	TD	No	FC	Yds	Avg	Lg	TD	No	Lost	SpT	Msc
1997	Patriots	1/0	0	0	0.0	0	0	0	0	0.0	0	0	0	0	0	0.0	0	0	0	0	0	0
1998	Chargers	5/0	0	0	0.0	0	0	16	295	18.4	33	0	13	0	155	11.9	49	0	0	0	1	0
Totals-2 years		**6/0**	**0**	**0**	**0.0**	**0**	**0**	**16**	**295**	**18.4**	**33**	**0**	**13**	**0**	**155**	**11.9**	**49**	**0**	**0**	**0**	**1**	**0**



TONY GEORGE

SAFETY

5-11' ★ 205LBS ★ 2ND YEAR ★ 2ND YEAR W/PATRIOTS

FLORIDA ★ THERAPEUTIC RECREATION

ACQ: D3-99 (91ST) ★ SIGNED THROUGH 2001

BORN: 8/10/75 ★ CINCINNATI, OH

Career Transactions

Tony George was drafted by the Patriots in the third round (91st overall) of the 1999 NFL draft ... The pick was obtained from the Minnesota Vikings in exchange for CB Jimmy Hitchcock ... Signed by the Patriots on July 28, 1999.

Seasonal Reviews

1999 (16/1/0/0): Played in every game as a rookie for the Patriots ... Made his starting debut in the season finale in place of an injured Chris Carter and recorded a season-high six tackles in the game ... Had 11 of his 17 total tackles in the last two games of the season ... Finished the year with 17 defensive stops, including 11 solo hits, and nine special teams tackles. **NY Jets (9/12):** Made his NFL debut on special teams in the season opener against the Jets. **NY Giants (9/26):** Made his first career defensive tackle and recorded a season-high three special teams tackles against the Giants. **Buffalo (12/26):** Delivered a memorable hit on Eric Moulds to force a fumble during the overtime period, ending a Buffalo scoring threat at the Patriots' 21-yard line ... The fumble was recovered by Tedy Bruschi ... It was the first forced fumble of his career. **Baltimore (1/2/00):** Named special teams co-captain for the game.

NOTES

★Tony was part of Florida's 1996 National Championship squad and won two Southeastern Conference Championships (1995 &'96).

★Tony was diagnosed with diabetes in 1991 but it has not effected his play. He has worked with the American Diabetes Association to search for a cure to diabetes.

★Tony was a special teams standout at the University of Florida, earning the team's Most Outstanding Special Teams Player award following his sophomore season.

★Tony draws inspiration and strength from his younger sister Tari, who was diagnosed with cerebral palsy as a child.

College

George was the leader of the Florida secondary, starting a season at both cornerback (1998) and strong safety (1997) ... Effective wedge-buster on special teams and was voted the team's Most Outstanding Special Teams Player award ... Four-time letter winner for the Gators (1995-98) ... Started 20 of 44 games for the Gators and recorded 128 career tackles (78 solo), eight interceptions, 18 deflected passes and four sacks during his college career ... Added six tackles for losses, three forced fumbles, three fumble recoveries and 54 special teams tackles. **1998 (Senior):** Voted first-team All-Southeastern Conference following his senior season ... Started nine games at left cornerback and finished the year with 53 tackles (37 solo), 10 pass deflections and two forced fumbles ... Tied for team lead with four interceptions ... Registered

seven tackles, an interception and three passes defensed vs. Auburn ... Named SEC Defensive Player of the Week after recording seven tackles, one interception, a forced fumble and a deflected pass vs. Georgia ... Recorded a season-high nine tackles vs. South Carolina. **1997 (Junior):** Awarded the team's Most Inspirational Player following his junior season ... Started all 11 games at strong safety and finished second on the team with 65 tackles ... Also recorded two interceptions, five tackles for losses, three sacks and seven pass deflections ... Recorded eight tackles and recovered a pair of fumbles in his first career start with the Gators ... Delivered five tackles, assisted on a quarterback sack, caused a fumble which he recovered, deflected two passes and intercepted another, which he returned 89 yards for a touchdown to earn SEC Defensive Player of the Week honors... His 89-yard return was the third longest in school history and the longest since 1956 ... Closed out the regular season with 11 tackles and a 1-yard sack vs. Florida State. **1996 (Sophomore):** Participated in all 12 games as a reserve cornerback and special teams standout ... Led team with 15 special teams tackles and earned the team's Most Outstanding Special Teams Player Award ... Recorded seven tackles, including a tackle for loss and had an interception. **1995 (Freshman):** Played in all 12 games on special teams and saw reserve action at left cornerback and strong safety ... Led the squad with 34 tackles (22 solo) ... Added three tackles and an interception. **1994 (Redshirt):** Red-shirted as a freshman.

Personal

Houston Antonio George Jr. was born the son of Houston Sr. and Arizona on Aug. 10, 1975 in Cincinnati, Ohio ... He is one of six children (four boys, two girls) ... Voted *Parade* All-American while playing defensive back and wide receiver for Winton Woods (Cincinnati) High ... Recorded 187 tackles with 17 interceptions during his high school career ... He also scored 17 touchdowns; 13 on pass receptions, three on punt returns and one interception return ... Caught 13 touchdown passes returned three punts and one interception for touchdowns ... He majored in therapeutic recreation at Florida ... Tony and his fianceé, Alexandra, celebrated the birth of their daughter, Soleil, on March 11, 2000.

TONY GEORGE

Pos: S Ht: 5-11 **Wt:** 205 **Year:** 2nd **Acq:** D3-99 (91st) **College:** Florida **Born:** 8/10/75 **Contract:** '01

			Tackles					Interceptions					Miscellaneous					
Year	Team	G/S	TT	UT	A	S	Yds	No	Yds	Avg	Lg	TD	PD	FF	FR	Yds	TD	SpT
1999	Patriots	16/1	17	11	6	0	0	0	0	0.0	0	0	1	1	0	0	0	9

CORY GILLIARD

SAFETY

6-0' ★ 215LBS ★ 2ND YEAR ★ 2ND YEAR W/PATRIOTS

BALL STATE ★ CRIMINAL JUSTICE

ACQ: FA-99 ★ SIGNED THROUGH 2000

BORN: 10/10/74 ★ BRONX, NY

Career Transactions

Originally drafted by the Denver Broncos in the fourth round (124th overall) of the 1997 NFL draft ... Waived (8/24/97) and was signed onto the Broncos practice squad (8/25/97) ... Released (9/24/97) from the Broncos practice squad and signed onto New Orleans' practice squad (10/22/97) ... Signed by Cincinnati (12/8/97) and made his NFL debut in the season finale

vs. Baltimore ... Released from the Bengals (8/19/98) following training camp ... Signed by New England (2/11/99) and was allocated to NFL Europe's Frankfurt Galaxy ... Placed on reserve–non-football injury list (9/5/99) ... Finished the season on injured reserve.

1999 (0/0): Reported to the Patriots with an injury he suffered during the NFL Europe season and was listed on the team's physically unable to perform list ... Finished the season on the team's injured reserve list and did not play in 1999.

1999 (NFL Europe): The Frankfurt Galaxy finished the season 6-4 and won a berth in the 1999 World Bowl versus the Barcelona Dragons ... Led the Galaxy with 47 tackles (41 solo) ... Added one interception and seven passes defensed.

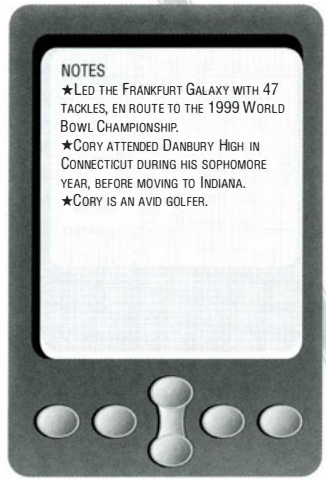

College

Four-year letterman (1993-96) and started 35 of 43 games during his career at Ball State ... Totaled 370 tackles, including 17 tackles for losses ... Also had one interception, six forced fumbles, three sacks and 16 passes defensed ... Blocked four kicks during his Ball State career ... Named first-team All Mid-American Conference as a junior and senior.

Personal

Cory Rashad Gilliard was born the son of Alvin and Claudia Gilliard on Oct. 10, 1974 in Bronx, N.Y. ... Played at Danbury (Conn.) High during his sophomore season and spent his last two years at North Central High in Indiana ... Earned his degree in criminology with a minor in computer science from Ball State.

TERRY GLENN

WIDE RECEIVER

5-11' ★ 195LBS ★ 5TH YEAR ★ 5TH YEAR W/PATRIOTS
OHIO STATE ★ HISTORY
ACQ: D1-96 (7TH) ★ SIGNED THROUGH 2001
BORN: 7/23/74 ★ COLUMBUS, OH

PRO BOWL '99

Career Transactions

Terry Glenn was drafted in the first round (7th overall) of the 1996 NFL draft ... He was the second wide receiver selected in the draft after Keyshawn Johnson (1st overall) ... Signed with the Patriots on July 12, 1996 ... Placed on injured reserve with a broken ankle on Dec. 18, 1998.

Career Games Played/Started

Regular Season: 48/46, Postseason: 5/5

Career Highlights

★Glenn established new franchise receiving records at Cleveland when he caught 13 passes for 214 yards. He became the first Patriot to ever eclipse the 200-yard receiving plateau.

★He has had a tremendous impact on the Patriots. In his first four seasons, the Patriots are 30-18 (.625) during the regular season when he plays and only 8-8 (.500) when he doesn't.

★Earned his second Patriots Miller Lite Player of the Game honors at Pittsburgh (12/6/98) when he exploded for nine receptions for a franchise record 193 yards, including a career-long 86-yard touchdown from Drew Bledsoe.

★Glenn missed the season opener of his rookie campaign, but still established an NFL rookie reception record with 90 catches in 1996.

★His 90 receptions rank second among the Patriots' all-time single-season reception leaders. Only Ben Coates caught more passes in a single season (96).

★Earned *Sports Illustrated* Rookie of the Year honors.

★Earned Miller Lite Player of the Game and Staples Star of the Game honors when he caught seven passes for 163 yards, including a long of 50 yards, vs. Green Bay (10/27/97).

★Glenn set postseason career-highs with five receptions for 96 yards in the divisional playoff game at Pittsburgh (1/3/98) before leaving the game with a broken clavicle.



Seasonal Reviews

1999 (14/13): Avoided injury for the first full season of his career ... Missed one game due to the flu and one game due to a suspension ... Despite missing two games, he still recorded a career-high with 1,147 receiving yards, the third best total in franchise history ... His 69 receptions led the team and his four touchdown receptions ranked second ... Selected as a Pro Bowl alternate and made his first career Pro Bowl appearance when he replaced Tim Brown, who was sidelined by injury ... Set franchise records with 13 receptions for 214 yards at Cleveland (10/3) ... Averaged 7.4 receptions for over 127 yards per game through the first five games of the season, but did not have a reception in a loss vs. Miami (10/17) ... It was just the third time in his career that he played in a game and did not have a reception ... Led the team in receptions in nine of his 14 games ... Led the team in receiving yards in eight games ... Eclipsed the 100-yard receiving plateau four times, including the 214-yard game. **NY Jets (9/12):** Led the team with seven receptions for 113 yards, including a 45-yard reception against the Jets ... Two of his receptions came on the Patriots' game-winning scoring drive late in the game, which gave the Patriots a 30-28 victory over the Jets. **Indianapolis (9/19):** Named offensive co-captain for the game ... Led the team with seven receptions for the second consecutive week ... Finished the game with 122 yards receiving ... The Patriots are 7-1 in games he has over 100 yards receiving ... Helped the Patriots score 24-unanswered points to claim another dramatic come-from-behind victory for the second consecutive week, winning 31-28 on an Adam Vinatieri field goal. **NY Giants (9/26):** Led the team for the third consecutive week with five receptions for 95 yards, including a spectacular diving catch for a 45-yard gain against the Giants ... Had a critical 18-yard reception on 3rd-and-11 to keep a fourth quarter drive alive, which resulted in the game-winning 41-yard field goal and a 16-14 victory. **Cleveland (10/3):** Earned Miller Lite Player of the Game and AFC Offensive Player of the Week honors after recording franchise records with 13 receptions and 214 yards ... Broke Ben Coates' franchise record (12 receptions) with his 13th reception, a 54-yard touchdown with 3:35 remaining in the third quarter ... The 54-yard completion from Drew Bledsoe was his first touchdown of the season ... He broke his own franchise record of 193 yards receiving (at Pittsburgh on 12/6/98) on that play ... He established a new career-high by halftime, with 11 receptions for

PATRIOTS TOP 10 RECEIVERS

	Player	Pos	No	Yards	Avg	Lg	TD
1	Stanley Morgan	WR	534	10352	19.4	76t	67
2	Irving Fryar	WR	363	5726	15.8	80t	38
3	Ben Coates	TE	490	5471	11.2	84t	50
4	Jim Colclough	WR	283	5001	17.7	78t	39
5	Gino Cappelletti	WR	292	4589	15.7	63t	42
6	**Terry Glenn**	**WR**	**236**	**3502**	**14.8**	**86t**	**15**
7	Harold Jackson	WR	156	3162	20.3	59	18
8	Russ Francis	TE	207	3157	15.3	53	28
9	Vincent Brisby	WR	217	3142	14.5	72	14
10	Art Graham	WR	199	3107	15.6	80t	20

145 yards ... His 214 yards was the most by an NFL receiver since Isaac Bruce gained 233 yards on Nov. 2, 1997 ... It was his first 200-yard game and the 10th time to eclipse the 100-yard plateau. **Kansas City (10/10):** Gave the Patriots a 7-3 lead with a 49-yard touchdown reception in the first quarter against the Chiefs, one of five receptions for 92 yards. **Miami (10/17):** Did not have a reception against the Dolphins ... It was just the third time of his career that he did not have a reception in a game. **Denver (10/24):** Fielded a 67-yard reception, his longest since Dec. 6, 1998 when he recorded an 86-yard reception against Pittsburgh ... It was the 207th reception of his Patriots career, which tied Russ Francis for ninth place among the franchise's all-time leading receivers ... The 67-yard reception put the Patriots at the 1-yard line and resulted in a Terry Allen touchdown run to give the Patriots a 17-10 lead in the game ... Moved ahead of Francis with his next reception, a 13-yarder, to finish the game with a pair of receptions for 80 yards in a 24-23 victory. **Arizona (10/31):** Had four receptions for 63 yards, including a fourth quarter 36-yard touchdown to cap the scoring on a 27-3 victory over the Cardinals ... On his second reception, a 13-yard pass, he moved ahead of Art Graham (3,107 yards) into eighth place on the Patriots all-time receiving list ... On his third reception, he moved ahead of Sam Cunningham and Marv Cook (210 receptions) into seventh place in franchise history with 211 career receptions. **Buffalo (11/28):** Did not play in the first quarter of the game, but still shared team-high receiving honors for the fourth consecutive game with three receptions for 69 yards, including a 45-yard touchdown, his fourth of the season ... It was the Patriots' only score of the game. **Indianapolis (12/12):** Earned Miller Lite Player of the Game honors for his performance against the Colts ... It was his second honor of the season and the seventh of his career ... Recorded a game-high 148 yards receiving on nine receptions (16.4) ... His nine receptions tied the second highest total for his career (12/6/98 vs. Pittsburgh) ... His 148 yards receiving marked his fourth 100-yard game of the season and the 11th 100-yard game of his career ... Hauled in a 52-yard pass from Bledsoe in the third quarter, his third 50+ yard reception of the season and the eighth completion of more than 40 yards. **Buffalo (12/26):** Missed the game due to illness. **Pro Bowl:** Appeared in his first career Pro Bowl as an alternate, replacing Tim Brown due to an injury.

1998 (10/9, 0/0): Glenn started nine of 10 games and led the team with 792 receiving yards and ranked second only to Ben Coates (67)

SUDDEN IMPACT

Over the last four seasons, the Patriots have won 62.3 percent of their games (including playoffs) when Terry Glenn takes the field. Without him in the line-up, the Patriots are 8-9 overall.

	Regular Season		Postseason	
Year	with	w/o	with	w/o
1996	11-4	0-1	2-1	0-0
1997	5-4	5-2	1-1	0-0
1998	7-3	2-4	0-0	0-1
1999	7-7	1-1	--	--
Totals	**30-18**	**8-8**	**3-2**	**0-1**



with 50 receptions ... Established a franchise record at Pittsburgh (12/6) when he exploded for 193 yards receiving (9 receptions), his fourth 100-yard game of the season ... It was the fourth-highest single-game performance in the NFL in 1998 ... Led the team in receptions in five of his nine starts, including each of the first three games to start the season ... Pulled a hamstring vs. the Jets (10/19) and missed the next four games ... Returned, but broke his ankle in the 15th week at St. Louis (12/13) and was placed on the injured reserve list (12/18) for the remainder of the season ... Opened the season with five receptions for 71 yards at Denver (9/7) ... Earned Patriots Miller Lite Player of the Game honors for his 102-yard effort and a touchdown on just four receptions (25.5 avg.) vs. Tennessee (9/20), including a 51-yard touchdown pass from Bledsoe ... The following week, he topped the century mark again with 105 yards on four catches (26.3 avg.) in a 30-27 victory in New Orleans (10/4) ... Had a game-high seven receptions for 78 yards in a 40-10 pasting of the Chiefs (10/11) ... Pulled a hamstring the following week vs. New York and missed the next four games ... Returned to action vs. Miami (11/23) and picked up right where he left off, with seven receptions for 66 yards in a 26-23 victory ... Recorded his third 100-yard game of the season, the sixth of his career, the following week vs. Buffalo (11/29) when he grabbed eight passes for 104 yards ... Earned his second Patriots Miller Lite Player of the Game honors at Pittsburgh (12/6) when he exploded for nine receptions for 193 yards, including a career-long 86-yard touchdown pass from Bledsoe ... The touchdown pass was the longest of Bledsoe's career and the fourth-longest in franchise history ... The last time two Patriots connected for a longer pass was when Tony Eason and Craig James teamed up for a 90-yard pass on Sept. 15, 1985, more than 13 years earlier ... His season ended the following week at St. Louis (12/13) ... After catching a pass and turning up field, a defender tackled Glenn from behind and rolled up on his ankle, causing a compound fracture ... He was placed on injured reserve on Dec. 18 and missed the remainder of the 1998 season.

1997 (9/9, 2/2): Despite starting nine games for the Patriots, Glenn participated in less than half of the Patriots' offensive plays in 1997 due to an injury-plagued season ... Caught passes in just seven games, yet finished the season with 27 catches for 431 yards (16.0 avg.) and two touchdowns ... Opened the season with three catches for 74 yards in the first half vs. San Diego (8/31), but he suffered a twisted ankle at the end of a 40-yard reception when he was tackled by Charger CB Mark Montreuil ... The injury sidelined him for the next series ... He returned to catch a 25-yard touchdown pass, but was once again forced to the sidelines after aggrevating the injury ... He missed the next two games due to the ankle sprain ... Returned to the starting lineup vs. Chicago (9/21), but did not play after the first series and did not make a reception ... Caught two passes the following week at Denver (10/6) ... Lost his first career fumble after a 19-yard reception on the first series of the game ... Earned Miller Lite Player of the Game and Staples Star of the Game honors when he caught seven passes for a career-high 163 yards, including a career-long 50-yard reception, vs. Green Bay (10/27) ... Added a 49-yard reception as well ... His 163 yards vs. Green Bay was just 1 yard shy of his season total (164) through the first seven games ... His 163 yards receiving was the fifth-highest single-game total in franchise history ... It was the first 100-yard game of the season and just the third of his career ... The following week at Minnesota (11/2), he was forced from the game after being poked in the eye ... Missed nearly half the game, but returned in the fourth quarter with an eye shield over his facemask ... Finished the game with five catches for 45 yards and a touchdown ... Caught three passes for 59 yards, including a 40-

ROOKIE RECEPTIONS

Terry Glenn missed the 1996 season opener, yet still broke a 16-year NFL rookie reception record of 83. The record was set by San Francisco FB/TE Earl Cooper. Glenn's eight receptions in the season finale at the New York Giants gave him 90 for the year. The NFL's all-time rookie reception leaders are listed below:

No	Player (Pos), Team	Year
90	**Terry Glenn (WR), New England**	**1996**
83	Earl Cooper (FB), San Francisco	1980
81	Keith Jackson (TE), Philadelphia	1988
75	Terry Kirby (RB), Miami	1993
72	Gary Clark (WR), Washington	1985
72	Bill Groman (WR), Houston	1960

yarder, at Buffalo (11/9) before leaving the game with a hamstring injury ... Missed the next five games due to the hamstring injury ... Returned to the starting lineup at Miami (12/22) in the season finale, but re-aggravated the injury early in the game and did not return ... Started the following week and led the team with four catches for 57 yards in a playoff victory over the Dolphins (12/28) ... Caught five passes for 96 yards in the divisional playoff game at Pittsburgh (1/3), but left the game with a broken collarbone, ending an injury-plagued season.

1996 (15/15, 3/3): Glenn missed the opening game of the 1996 season recovering from a hamstring injury which sidelined him for the entire preseason, yet started each of the remaining 18 games for the Patriots, including each of the three playoff games ... Despite missing the season opener, he still recorded a team-leading 90 receptions, which broke a 16-year NFL rookie receiving record of 83, set by San Francisco's Earl Cooper in 1980 ... Completed his rookie season with 90 receptions for 1,132 yards (12.6 avg.) and six touchdowns, one of which was for a season-long of 37 yards ... His 90 receptions ranked second only to Carl Pickens' 100 catches in the AFC and ranked seventh overall ... His 1,132 yards ranked fifth in the AFC and 11th overall ... He finished as the runner-up for the Associated Press' Rookie of the Year honors, which was awarded to his former college teammate Eddie George (Houston Oilers) ... Selected Rookie of the Year by *Sports Illustrated* and AFC Rookie of the Year by UPI ... One of three Patriots selected by Gordon Forbes for the *USA Today* All-Pro Team, joining tight end Ben Coates and linebacker Ted Johnson ... Garnered first-team

1,000-YARD ROOKIE RECEIVING SEASONS

Terry Glenn became just the 11th rookie receiver in NFL history to eclipse the 1,000-yard plateau. Former college teammate Joey Galloway was the 10th to qualify (in 1995). Glenn's 124 yards receiving in the 1996 regular season finale moved him ahead of Bill Brooks and into third place on the rookie receiving list. The NFL's 1,000-yard rookie receivers are listed below:

Year	Player, Team	No	Yds	Avg	Lg	TD
1960	Bill Groman, Houston	72	1472	20.5	92	12
1952	Bill Howton, Green Bay	53	1231	23.2	90	13
1996	**Terry Glenn, Patriots**	**90**	**1132**	**12.6**	**37t**	**6**
1986	Bill Brooks, Indianapolis	65	1131	17.4	84	8
1954	Harlon Hill, Chicago	45	1124	25.0	76	12
1961	Mike Ditka, Chicago	56	1076	19.2	76	12
1986	Ernest Givins, Houston	61	1062	17.4	60	3
1995	Joey Galloway, Seattle	67	1039	15.5	59t	7
1981	Cris Collinsworth, Cincy	67	1009	15.1	74	8
1965	Bob Hayes, Dallas	46	1003	21.8	82	12

SINGLE-GAME CAREER HIGHS

Regular Season

Receptions:	13	at Cleveland (10/3/99)
Yards:	214	at Cleveland (10/3/99)
Average (min. 3):	25.5	at New Orleans (10/4/98)
TDs:	1	(15 times) Most recent at Buffalo (11/28/99)

Postseason

Receptions:	5	vs. Pittsburgh (1/5/97)
Yards:	96	vs. Pittsburgh (1/5/97)
Average:	23.0	vs. Pittsburgh (1/5/97)
TDs:	0	

ALL-TIME SINGLE-GAME RECEPTION LEADERS

13	**Terry Glenn**	**at Cleveland (10/3/99)**
12	Ben Coates	at Indianapolis (11/27/94)
11	Ben Coates	at Pittsburgh (12/16/95)
11	Leroy Thompson	Minnesota (11/13/94)
11	Tony Collins	Philadelphia (11/29/87)
11	Art Graham	Kansas City (11/20/66)
10	**Terry Glenn**	**Miami (11/3/96)**

Seven others tied at 10

ALL-TIME SINGLE-GAME YARDAGE LEADERS

214	**Terry Glenn**	**at Cleveland (10/3/99)**
193	**Terry Glenn**	**at Pittsburgh (12/6/98)**
182	Stanley Morgan	Miami (11/8/81)
170	Stanley Morgan	Baltimore (11/26/78)
167	Art Graham	Houston (11/6/64)

All-AFC honors from UPI and was a second alternate for the AFC in the 1997 Pro Bowl ... He was a consensus All-Rookie Team selection by publications nationwide ... Strained a hamstring muscle two days before the first preseason game (7/31) and missed the next five weeks rehabilitating, including the season opener at Miami (9/1) ... Made his NFL debut in the second game of the season at Buffalo (9/8) and finished with a team-high six catches for 76 yards and a touchdown to earn Patriots' Miller Lite Player of the Game and Staples Star of the Game honors ... His first career reception came on a 9-yard pass from Bledsoe in the second quarter ... His first career touchdown reception was made on a diving effort at the 1-yard line, which he then took into the end zone for a 37-yard touchdown ... It was also his longest reception of the season ... He led the team in receptions and receiving yardage in nine of 15 games during the regular season ... He eclipsed the 100-yard plateau twice; once vs. Miami (11/3) and then again in the season finale at the Giants (12/21) ... Caught five passes for a game-high 66 yards in a 31-0 shutout victory over Arizona (9/15), including a 23-yard reception on a flea-flicker, which set up a 1-yard touchdown run by Curtis Martin ... Led the team with six receptions (tied) for 89 yards in a 28-25 overtime victory vs. Jacksonville (9/22) ... Caught a 32-yard pass to set up the game-winning field goal in overtime ... Led the team with seven receptions for 84 yards vs. Washington (10/13), including a long of 33 yards, which he advanced to the 2-yard line to set up a Martin touchdown late in the fourth quarter ... Caught his second touchdown pass of the season with an 8-yard connection from Bledsoe at Indianapolis (10/20) ... Registered a season-high with 10 receptions for 112 yards vs. Miami (11/3), including a 15-yard reception with :24 remaining in the first half which led to a Martin 1-yard touchdown run to tie the game at 14 in a 42-23 victory ... Caught his third touchdown of the season on a 26-yard strike from Bledsoe and gained 26 yards on a reverse which led to another Martin 1-yard touchdown in a 31-27 victory over the Jets (11/10) ... Suffered a concussion vs. Denver (11/17) and was forced to leave the game after catching just two passes for 22 yards ... Recorded another game-high with seven catches for 82 yards and a touchdown vs. Indianapolis (11/24) ... Earned Staples Star of the Game honors at San Diego (12/1) after grabbing five receptions for 53 yards, including an 8-yard touchdown ... Grabbed another team-high seven receptions for 66 yards vs. the Jets (12/8) ... Had a game-high eight catches for 83 yards at Dallas (12/15) ... Earned Miller Lite Player of the Game honors after setting an NFL rookie reception record with his 90th catch in the season finale at the Giants (12/21) ... Closed out the regular season with a game-high eight catches for a season-high 124 yards (15.5 avg.) and a touchdown ... His 90 receptions ranks second on the Patriots' single-season reception list, trailing Ben Coates' 96 in 1994 ... Led the team with 12 receptions for 164 yards (13.7 avg.) in the postseason ... Blew past All-Pro cornerback Rod Woodson on the first play of the game and caught a career-long 53-yard pass from Bledsoe to set up a 2-yard touchdown run by Martin in the divisional playoff game vs. Pittsburgh (1/5/97) ... Caught a team-high five receptions for 33 yards in the AFC Championship Game vs. Jacksonville (1/12/97) ... Closed out his sensational rookie campaign with four receptions for 62 yards in Super Bowl XXXI vs. Green Bay (1/26/97).

HONORS & AWARDS

1999 Honors
2000 AFC Pro Bowl selection
AFC Offensive Player of the Week – Wk 4
Patriots Miller Lite Player of the Game – Wk 4 & 14

1998 Honors
Patriots Miller Lite Player of the Game – Wk 3 & 14

1997 Honors
Patriots Miller Lite Player of the Game — Wk 9
Staples Star of the Game — Wk 9

1996 Honors
Sports Illustrated Rookie of the Year
UPI AFC Rookie of the Year
Associated Press Rookie of the Year
Runner-Up (to Eddie George)
AFC Pro Bowl Second Alternate
UPI All-AFC First Team
USA Today All-Pro Team
College & Pro Football Newsweekly All-Rookie Team
Football News All-Rookie Team
Patriots Miller Lite Player of the Game - Wk 2 & 17
Staples Star of the Game - Weeks 2 & 14

College

As a sophomore in 1994, Glenn played behind two of the top college receivers in the nation; Joey Galloway (Seattle) and Chris Sanders (Houston), who were each drafted in the 1995 NFL draft ... In 1995, the junior wide out returned to accept the starting assignment and quickly established himself as one of the greatest Buckeye receivers of all-time. **1995 (Junior)**: Received the Fred Biletnikoff Award, given annually to the nation's top wide receiver ... Selected first-team All-American by Associated Press, Football Writers Association, Walter Camp and *Football News* ... Was a unanimous All-Big Ten receiver following his record-breaking performance ... Set single-season reception records for Ohio State with 1,411 yards and 17 touchdowns, breaking the previous records of 1,127 yards and 11 touchdowns set by Cris Carter (Vikings) in 1986 and the 11 touchdowns by Galloway in 1993 ... Glenn's 64 receptions ranks second in Buckeye history behind Carter's 69 receptions in 1986 ... His 22.0 yard average per catch is the highest for any player with more than 20 receptions in a season ... He added 33 yards on four carries (8.3 avg.) and 158 yards on eight kickoff returns (19.8 avg.) ... He started 12 of 13 games for the Buckeyes, missing the Minnesota (11/4) contest due to a shoulder separation ... Also missed the second half of the Iowa (10/28) game due to a stomach virus ... Set a single-game school record at Pittsburgh (9/23) when he caught nine passes for 253 yards (28.1 avg.) and four touchdowns ... He also had 17 yards rushing, 16 yards in punt returns and 29 yards on a kickoff return for a total of 315 all-purpose yards in a 54-14 trouncing of Pittsburgh. **1994 (Sophomore):** Played in 10 games as a reserve flanker and totaled seven receptions for 110 yards (15.7 avg.). **1993 (Freshman):** Saw limited action in 10 games playing behind Sanders at flanker ... Missed the final two games of the season due to a knee injury ... Finished the year with eight catches for 156 yards (19.5 avg.) and returned 10 kickoffs for 241 yards (24.1 avg.). **1992 (Redshirt):** Joined the team as a walk-on and redshirted as a freshman ... Earned a scholarship in spring drills the following season.

SINGLE-GAME CAREER HIGHS

EIGHT OR MORE RECEPTIONS

Date	Opponent	G	No	Yds	Avg	Lg	TD	W/L	Score
10/3/99	at Cleveland	S	13	214	16.5	54t	1	W	19-07
11/3/96	Miami	S	10	112	11.2	20	0	W	42-23
12/12/99	at Indianapolis	S	9	148	16.4	52	0	L	15-20
12/6/98	at Pittsburgh	S	9	193	21.4	86	1	W	23-09
12/21/96	at NY Giants	S	8	124	15.5	31	1	W	23-22
12/15/96	at Dallas	S	8	83	10.4	29	0	L	06-12
11/29/98	Buffalo	S	8	104	13.0	33	0	W	25-21

100-YARD RECEIVING GAMES

Date	Opponent	G	No	Yds	Avg	Lg	TD	W/L	Score
10/3/99	at Cleveland	S	13	214	16.5	54t	1	W	19-07
12/6/98	at Pittsburgh	S	9	193	21.4	86	1	W	23-09
10/27/97	Green Bay	S	7	163	23.3	50	0	L	10-28
12/12/99	at Indianapolis	S	9	148	16.4	52	0	L	15-20
12/21/96	at NY Giants	S	8	124	15.5	31	1	W	23-22
9/19/99	Indianapolis	S	7	122	17.4	31	0	W	31-28
9/12/99	at NY Jets	S	7	113	16.1	45	0	W	30-28
11/3/96	Miami	S	10	112	11.2	20	0	W	42-23
10/4/98	at New Orleans	S	4	105	26.3	43	0	W	30-27
11/29/98	Buffalo	S	8	104	13.0	33	0	W	25-21
9/20/98	Tennessee	S	4	102	25.5	51	1	W	27-16

HIGHEST AVERAGE PER RECEPTION

Date	Opponent	G	No	Yds	Avg	Lg	TD	W/L	Score
10/24/99	Denver	S	2	80	40.0	67	0	W	24-23
10/4/98	at New Orleans	S	4	105	26.3	43	0	W	30-27
9/20/98	Tennessee	S	4	102	25.5	51	1	W	27-16
8/31/97	San Diego	S	3	74	24.7	40	1	W	41-07
10/27/97	Green Bay	S	7	163	23.3	50	0	L	10-28
11/28/99	at Buffalo	p	3	69	23.0	45t	1	L	06-17
1/5/97	Pittsburgh	S	3	69	23.0	53	0	W	28-03
12/6/98	at Pittsburgh	S	9	193	21.4	86	1	W	23-09

Personal

Terry Glenn was born on July 23, 1974 in Columbus, Ohio . ... As a teenager, he was raised by Charles and Mary Henley of Columbus, Ohio – his legal guardians ... The Henley's son, June, was drafted by the Kansas City Chiefs in the 1996 NFL draft ... Glenn attended Brookhaven High in Columbus, where he lettered in football and basketball ... As team co-captain on the football team, he led Brookhaven to an 11-2 record and a chance to compete in the state playoffs as a senior ... He finished the year with 416 yards and four touchdowns on just 14 receptions (29.7 avg.) ... Handled the team's kick return responsibilities and earned second-team all-district honors ... Majored in history at Ohio State ... Terry has a son, Terry Jr. (5/4/96).

TERRY GLENN

Pos: WR **Ht:** 5-11 **Wt:** 195 **Year:** 5th **Acq:** D1-96 (7th) **College:** Ohio State **Born:** 7/23/74 **Contract:** '01

Regular Season			Receiving					Rushing				Fumbles		Misc		Postseason Receiving				
Year	**Team**	**G/S**	**No**	**Yds**	**Avg**	**Lg**	**TD**	**No**	**Yds**	**Lg**	**TD**	**No**	**Lost**	**Tkls**	**G/S**	**No**	**Yds**	**Avg**	**Lg**	**TD**
1996	Patriots	15/15	90	1132	12.6	37t	6	5	42	26	0	1	0	3	3/3	12	164	13.7	53	0
1997	Patriots	9/9	27	431	16.0	50	2	0	0	0	0	1	1	0	2/2	9	153	17.0	39	0
1998	Patriots	10/9	50	792	15.8	86t	3	2	-1	7	0	0	0	1	0/0	Injured Reserve				
1999	Patriots	14/13	69	1147	16.6	67	4	0	0	0	0	2	2	4	--	-	-	-	-	-
Totals-4 years		**48/46**	**236**	**3502**	**14.8**	**86t**	**15**	**7**	**41**	**26**	**0**	**4**	**3**	**8**	**5/5**	**21**	**317**	**15.1**	**53**	**0**

Additional Statistics: Forced Fumbles — 1996 (1); Fumbles Out of Bounds — 1996 (1); Fumbles Recovered – 1999 (1).

GLENN'S CAREER GAME-BY-GAME

1996	**Opponent**	**S/P**	**No**	**Yds**	**Avg**	**Lg**	**TD**	**W/L**	**Score**
09/01	at Miami				inactive			L	10-24
09/08	at Buffalo	S	6	76	12.7	37t	1	L	10-17
09/15	Arizona	S	5	66	13.2	23	0	W	31-0
09/22	Jacksonville	S	6	89	14.8	32	0	W	28-25
10/06	at Baltimore	S	6	88	14.7	28	0	W	46-38
10/13	Washington	S	7	84	12	33	0	L	22-27
10/20	at Indianapolis	S	3	29	9.7	14	1	W	27-9
10/27	Buffalo	S	4	65	16.3	28	0	W	28-25
11/03	Miami	S	10	112	11.2	20	0	W	42-23
11/10	at New York Jets	S	6	83	13.8	28	1	W	31-27
11/17	Denver	S	2	22	11	12	0	L	8-34
11/24	Indianapolis	S	7	82	11.7	19	1	W	27-13
12/01	at San Diego	S	5	63	12.6	25	1	W	45-7
12/08	New York Jets	S	7	66	9.4	25	0	W	34-10
12/15	at Dallas	S	8	83	10.4	29	0	L	6-12
12/21	at NY Giants	S	8	124	15.5	31	1	W	23-22
1996	**Totals**	**15/15**	**90**	**1132**	**12.6**	**37t**	**6**	**11-5**	
01/05	Pittsburgh	S	3	69	23	53	0	W	28-3
01/12	Jacksonville	S	5	33	6.6	11	0	W	20-6
01/26	Green Bay	S	4	62	15.5	44	0	L	21-35
1996	**Playoffs**	**3/3**	**12**	**164**	**13.7**	**53**	**0**	**2-1**	

1997	**Opponent**	**S/P**	**No**	**Yds**	**Avg**	**Lg**	**TD**	**W/L**	**Score**
08/31	San Diego	S	3	74	24.7	40	1	W	41-7
09/07	at Indianapolis				inactive			W	31-6
09/14	New York Jets*				did not play			W	27-24
09/21	Chicago	S	-	-	-	-	-	W	31-3
10/06	at Denver	S	2	27	13.5	19	0	L	13-34
10/12	Buffalo	S	4	50	12.5	22	0	W	33-6
10/19	at New York Jets	S	3	13	4.3	12	0	L	19-24
10/27	Green Bay	S	7	163	23.3	50	0	L	10-28
11/02	at Minnesota	S	5	45	9	15	1	L	18-23
1/09	at Buffalo	S	3	59	19.7	40	0	W	31-10
11/16	at Tampa Bay				inactive			L	7-27
11/23	Miami				inactive			W	27-24
11/30	Indianapolis				inactive			W	20-17
12/07	at Jacksonville				inactive			W	26-20
12/13	Pittsburgh*				inactive			L	21-24
12/22	at Miami	S	-	-	-	-	-	W	14-12
1997	**Totals**	**9/9**	**27**	**431**	**16**	**50**	**2**	**10-6**	
12/28	Miami	S	4	57	14.3	24	0	W	17-3
01/03	at Pittsburgh	S	5	96	19.2	39	0	L	6-7
1997	**Playoffs**	**2/2**	**9**	**153**	**17.0**	**63**	**0**	**1-1**	

1998	**Opponent**	**S/P**	**No**	**Yds**	**Avg**	**Lg**	**TD**	**W/L**	**Score**
09/07	at Denver	S	5	71	14.2	24	0	L	21-27
09/13	Indianapolis	S	3	25	8.3	12	1	W	29-6
09/20	Tennessee	S	4	102	25.5	51	1	W	27-16
10/04	at New Orleans	S	4	105	26.3	43	0	W	30-27
10/11	Kansas City	S	7	78	11.1	23	0	W	40-10
10/19	New York Jets	S	2	34	17.0	29	0	L	14-24
10/25	at Miami				inactive			L	9-12
11/01	at Indianapolis				inactive			W	21-16
11/08	Atlanta				inactive			L	10-41
11/15	at Buffalo				inactive			L	10-13
11/23	Miami	p	7	66	9.4	21	0	W	26-23
11/29	Buffalo	S	8	104	13.0	33	0	W	25-21
12/06	at Pittsburgh	S	9	193	21.4	86	1	W	23-9
12/13	at St. Louis	S	1	14	14.0	14	0	L	18-32
12/20	San Francisco				placed on IR			W	24-21
12/27	at New York Jets							L	10-31
1998	**Totals**	**10/9**	**50**	**792**	**15.8**	**86**	**3**	**9-7**	
01/03	at Jacksonville							L	10-25

1999	**Opponent**	**S/P**	**No**	**Yds**	**Avg**	**Lg**	**TD**	**W/L**	**Score**
09/12	at New York Jets	S	7	113	16.1	45	0	W	30-28
09/19	Indianapolis	S	7	122	17.4	31	0	W	31-28
09/26	NY Giants	S	5	95	19.0	45	0	W	16-14
10/03	at Cleveland	S	13	214	16.5	54t	1	W	19-7
10/10	at Kansas City	S	5	92	18.4	49	1	L	14-16
10/17	Miami	S	-	-	-	-	-	L	30-31
10/24	Denver	S	2	80	40.0	67	0	W	24-23
10/31	at Arizona	S	4	63	15.8	36t	1	W	27-3
11/15	New York Jets	S	4	58	14.5	26	0	L	17-24
11/21	at Miami	S	3	39	13.0	17	0	L	17-27
11/28	at Buffalo	p	3	69	23.0	45t	1	L	7-17
12/05	Dallas	S	3	27	9.0	11	0	W	13-6
12/12	at Indianapolis	S	9	148	16.4	52	0	L	15-20
12/19	at Philadelphia	S	4	27	6.8	23	0	L	9-24
12/26	Buffalo				inactive			L	ot 10-13
01/02	Baltimore				inactive			W	20-3
1999	**Totals**	**14/13**	**69**	**1147**	**16.6**	**67**	**4**	**8-8**	



RAYMONT HARRIS

RUNNING BACK

6-0' ★ 230LBS ★ 5TH YEAR ★ 1ST YEAR W/PATRIOTS
OHIO STATE ★ COMMUNICATIONS
ACQ: UFA-00 ★ SIGNED THROUGH 2001
BORN: 12/23/70 ★ LORAIN, OH

Career Transactions

Raymont Harris signed with the Patriots on Feb. 14, 2000 ... Originally drafted by the Chicago Bears in the fourth round (114th overall) of the 1994 NFL draft ... Signed by Bears on June 21, 1994 ... Placed on injured reserve with a broken collarbone on Nov. 29, 1995 ... Granted free agency on Feb. 14, 1997, re-signed with Bears ... Placed on injured reserve with a left ankle injury Dec. 9, 1997 ... Designated as the Bears transition player on Feb. 12, 1998, but the tag was removed on April 20, 1998 ... Signed with the Green Bay Packers as an unrestricted free agent on July 19, 1998 ... Released from the Packers on Dec. 8, 1998.

Career Games Played/Started

Regular Season: 50/38, Postseason: 2/2

Career Highlights

★Raymont Harris is a versatile player who is an accomplished rusher and receiver. In five NFL seasons, he has started 38 of 50 games and has rushed for 2,473 yards and 16 touchdowns on 671 attempts (3.7 avg.). He has also caught 110 passes for 719 yards and a touchdown.

★He set career-highs with the Bears in 1997 when he rushed for 1,033 yards and 10 touchdowns on 275 carries carries (3.8 avg.) in just 13 games (79.5 ypg.).

★In 1997, he became just the seventh running back in Chicago Bears history to rush for over 1,000 yards in a season.

★He has recorded eight 100-yard rushing games and one 100-yard receiving game during his five-year career.

★In 1996, Harris became the first Bear since Neal Anderson (1987) to register both a 100-yard rushing and receiving game in the same season.

Seasonal Reviews

1999 (0/0): Spent the 1999 offseason rehabilitating from a stress fracture to his left leg ... Tried out for some teams, but was not signed by anyone during the 1999 season.

1998 (8/3-Green Bay): Started three of eight games for the Packers and finished fourth on the team rushing for 228 yards and a touchdown on 79 attempts ... Also caught 10 passes for 68 yards ... Listed among the Packers inactives for the first two games of the season ... Led the team with 76 yards rushing on 24 attempts (3.2 avg.) in 13-6 victory over the Cincinnati Bengals (9/20) ... Led the team with 82 yards rushing on 28 attempts at Carolina (9/27), as the Bears improved to 4-0 ... Scored on a 2-yard run at Pittsburgh (11/9) ... Scored on a 10-yard run at the N.Y. Giants (11/19) ... Listed among the Packers' inactives for three games late in the season due to a stress fracture in his left leg, at Minnesota (11/22), vs. Philadelphia (11/29) and at Tampa Bay (12/7) prior to his release on Dec. 8.

1997 (13/13–Chicago): Started 13 games for the Chicago Bears and led the team with career-highs in carries (275), rushing yards

(1,033) and touchdowns (10) ... Became just the seventh running back in Chicago Bears history to rush for over 1,000 yards in a season, joining Walter Payton, Gale Sayers and Neal Anderson, among others ...His rushing yardage total was the sixth-highest in the conference, while his rushing touchdown total was second-best in the NFC ... Also caught 28 passes for 115 yards to rank sixth on the team ... Posted five 100-yard rushing games...Started first three contests at fullback before moving to running back in Week 4 at New England (9/21) ... Proceeded to start at RB in 10 of the next 11 contests ... Season came to an end vs. Buffalo (12/7), when he suffered a fractured left leg after being tackled at the end of a 20-yard run in the third quarter ... Subsequently placed on injured reserve Dec. 9 and underwent corrective surgery three days later ... Tied a career-high with 122 yards rushing and two touchdowns on just 13 carries in the season opener at Green Bay (9/1) ...Added a career-long 68-yard touchdown run vs. the Packers ... Rushed for 120 yards on 29 carries at Dallas (9/28) ... Carried 27 times for 101 yards and scored a touchdown in the second contest vs. Green Bay (10/12) ... Topped century mark again at Miami (10/27), finishing with 106 yards and a touchdown on 25 rushing attempts ... Left in third quarter of contest at Minnesota (11/9) with a bruised side ... Inactive for following week's contest vs. N.Y. Jets (11/16) with the side injury...Returned from injury and rushed for 116 yards and a touchdown on a career-high 33 carries vs. Tampa Bay (11/23) ... Led team with 49 yards rushing and added a 2-yard touchdown run on Thanksgiving Day at Detroit (11/27).

1996 (12/10–Chicago): Played in 12 games with 10 starts and led the Bears with 748 yards rushing on 194 carries with four touchdowns ... Registered three 100-yard rushing games ... Also posted a career-high 296 receiving yards on 32 receptions, with one touchdown ... Became the first Bear since Neal Anderson in 1987 to register both a 100-yard rushing and 100-yard receiving game in the same season ... Opened season with a career-high 103 receiving yards on three receptions vs. Dallas (9/2), including a career-long 47-yard reception from punter Todd Sauerbrun on a fake punt ... Scored on a 33-yard touchdown catch, thrown by wide receiver Curtis Conway, which remains Harris' lone receiving touchdown in the NFL ... Suffered a knee injury vs. Minnesota (9/15) and subsequently sat out the next four contests (9/22-10/13) ... Returned to action at Minnesota (10/28) and led the team with 61 yards on 15 carries ... Returned to starting lineup vs. Tampa Bay (11/3) and registered his first career 100-yard rushing game with 118 yards and one touchdown on 19 attempts ... Followed with his second consecutive 100-yard performance with 112 yards on 23 carries at Denver (11/10) ... Notched another 100-yard game with a season-high 122 yards on 27 attempts vs. Detroit (11/24) ... Eclipsed 100 yards in total offense at Green Bay (12/1) with 79 yards rushing (24 carries) and 28 yards receiving (five catches) ... Nabbed a season-high six receptions (22 yards) in the season finale at Tampa Bay (12/22) and added 26 yards rushing, including a touchdown.

1995 (1/1–Chicago): Started season opener vs. Minnesota (Sept. 3), but sustained a broken right collarbone after being tackled out of bounds after a 4-yard reception on the Bears' second play from scrimmage ...Listed among inactives for the following 11 games before being placed on injured reserve (Nov. 29).

1994 (16/11–Chicago): Played in all 16 games as a rookie, making 11 starts at fullback ... Rushed for 464 yards, second on the team, with 123 carries and a touchdown ... Caught a career-high and finished second on the team with 39 receptions for 236 yards ...Had just four rushing attempts fail to reach the line of scrimmage, best of all NFL backs with at least 100 carries ... Rushed for a team-high 66 yards on 14 carries (4.7 avg.) at Detroit (10/23) ... Led the team with 79 yards rushing on 19 attempts (4.2 avg.) at Tampa Bay (11/9) ... Established a career-high with seven receptions for 51 yards at Miami (11/13), tying it a week later with seven catches for 53 yards vs. Detroit (11/20) ... Registered a season-high 92 yards and scored his first professional touchdown vs. L.A. Rams (12/18) ... Started

both playoff contests and led the Bears in rushing in both games.

College

A four-year letterman (1990-93) and two year starter at Ohio State ... Finished as the Buckeyes' fifth-ranked rusher of all-time with 2,649 yards on 574 carries (4.6 avg.) and 27 touchdowns ... Added 17 career receptions for 122 yards and one touchdown ... As a senior, he eclipsed the 100-yard rushing plateau five times and posted 1,344 yards and 12 touchdowns overall on 273 carries ... Posted a career day in the Holiday Bowl following his senior season, rushing for 235 yards and three touchdowns on 39 carries, helping the Buckeyes to a 28-21 victory over Brigham Young ... Performance ranked as Ohio State's fourth-best single-game total and the school's best bowl game performance ... Gained starting halfback position as a junior and finished year with 463 yards and five touchdowns on 106 carries ... Redshirted in 1989.

Personal

Raymont LaShawn Harris was born on Dec. 23, 1970 in Lorain, Ohio ... Earned two letters in football, three in baseball and one in track at Admiral King High in Lorain, Ohio ... Played in just four games as a senior due to a broken collarbone ... Hobbies include playing golf and writing poetry ... Majored in communications ... Raymont and his wife, Leslie, have one daughter, Shakia (born 9/1/90), and one son, Elijah (born 1/7/98).

SINGLE-GAME CAREER HIGHS

Rushing Attempts: 33, vs. Tampa Bay (11/23/97)
Rushing Yards: 122, vs. Detroit (11/24/96) and at Green Bay (9/1/97)
Longest Run: 68t, at Green Bay (9/1/97)
Most TD Runs: 2, at Green Bay (9/1/97)
Receptions: 7, at Miami (11/13/94) and vs. Detroit (11/20/94)
Receiving Yards: 103, vs. Dallas (9/2/96)
Longest Reception: 47, vs. Dallas (9/2/96)
Most TD Receptions: 1, vs. Dallas (9/2/96)

100-YD RUSHING PERFORMANCES

Date	Opponent	S/P	No	Yds	Avg	Lg	TD
09/01/97	at Green Bay	S	13	122	9.4	68	2
11/24/96	Detroit	S	27	122	4.5	22	1
09/28/97	at Dallas	S	29	120	4.1	18	0
11/03/96	Tampa Bay	S	19	118	6.2	21	1
11/23/97	Tampa Bay	S	33	116	3.5	12	1
11/10/96	at Denver	P	23	112	4.9	20	0
10/27/97	at Miami	S	25	106	4.2	9	1
10/12/97	Green Bay	S	27	101	3.7	8	1

100-YD RECEIVING PERFORMANCES

Date	Opponent	S/P	No	Yds	Avg	Lg	TD
9/2/96	Dallas	S	3	103	34.3	47	1

RAYMONT HARRIS

Pos: RB **Ht:** 6-0 **Wt:** 230 **Year:** 5th **Acq:** UFA-00 **College:** Ohio State **Born:** 12/23/70 **Contract:** '01

			Rushing					Receiving					Playoff Rushing					Playoff Recieving				
Year	Team	G/S	No	Yds	Avg	Lg	TD	No	Yds	Avg	Lg	TD	No	Yds	Avg	Lg	TD	No	Yds	Avg	Lg	TD
1994	Bears	16/11	123	464	3.8	13	1	39	236	6.1	18	0	21	93	4.4	29	1	8	44	5.5	10	0
1995	Bears	1/1	0	0	0.0	0	0	1	4	4.0	4	0	-	-	-	-	-	-	-	-	-	-
1996	Bears	12/10	194	748	3.9	23	4	32	296	9.3	47	1	-	-	-	-	-	-	-	-	-	-
1997	Bears	13/13	275	1,033	3.8	68t	10	28	115	4.1	16	0	-	-	-	-	-	-	-	-	-	-
1998	Packers	8/3	79	228	2.9	14	1	10	68	6.8	12	0	-	-	-	-	-	-	-	-	-	-
Totals-5 years		**50/38**	**671**	**2,473**	**3.7**	**68t**	**16**	**110**	**719**	**6.5**	**47**	**1**	**21**	**93**	**4.4**	**29**	**1**	**8**	**44**	**5.5**	**10**	**0**

HARRIS' CAREER GAME-BY-GAME

				Rushing					Receiving			
1994	**at**	**Opponents**	**G/S**	**No**	**Yds**	**Avg**	**LG**	**TD**	**No**	**Yds**	**Avg**	**LG**	**TD**
9/4		Tampa Bay	P	0	0	0.0	0	0	0	0	0.0	0	0
9/12	at	Philadelphia	P	0	0	0.0	0	0	0	0	0.0	0	0
9/18		Minnesota	P	2	16	8.0	13	0	3	13	4.3	5	0
9/25	at	NY Jets	P	0	0	0.0	0	0	0	0	0.0	0	0
10/2		Buffalo	P	11	45	4.1	8	0	4	16	4.0	8	0
10/9		New Orleans	S	7	28	4.0	8	0	3	18	6.0	8	0
10/23	at	Detroit	S	14	66	4.7	9	0	3	17	5.7	9	0
10/31		Green Bay	S	7	13	1.9	3	0	0	0	0.0	0	0
11/6	at	Tampa Bay	S	19	79	4.2	11	0	2	6	3.0	4	0
11/13	at	Miami	S	8	22	2.8	6	0	7	51	7.3	15	0
11/20		Detroit	S	5	14	2.8	6	0	7	53	7.6	15	0
11/27	at	Arizona	S	13	54	4.2	9	0	2	-3	-1.5	-1	0
12/1	at	Minnesota	S	5	15	3.0	12	0	2	10	5.0	8	0
12/11	at	Green Bay	S	3	4	1.3	3	0	1	4	4.0	4	0
12/18		LA Rams	S	23	92	4.0	8	1	2	20	10.0	18	0
12/24		New England	S	6	16	2.7	5	0	3	31	10.3	17	0
1994 Totals			**16/11**	**123**	**464**	**3.8**	**13**	**1**	**39**	**236**	**6.1**	**18**	**0**
1/1/95	at	Minnesota	S	13	67	5.2	29t	1	3	20	6.7	na	0
1/7/95	at	49ers	S	8	26	3.3	na	0	5	24	4.8	na	0
1994 Playoff Totals			**2/2**	**21**	**93**	**4.4**	**29t**	**1**	**8**	**44**	**5.5**	**10**	**0**

				Rushing					Receiving			
1995	**Opponent**	**G/S**	**No**	**Yds**	**Avg**	**LG**	**TD**	**No**	**Yds**	**Avg**	**LG**	**TD**
9/3	Minnesota	S	0	0	0	0	0	1	4	4.0	4	0
1995 Season Totals		**1/1**	**0**	**0**	**0**	**0**	**0**	**1**	**4**	**4**	**4**	**0**

				Rushing					Receiving			
1996	**Opponent**	**G/S**	**No**	**Yds**	**Avg**	**LG**	**TD**	**No**	**Yds**	**Avg**	**LG**	**TD**
9/2	Dallas	S	10	21	2.1	5	0	3	103	34.3	47	1
9/8	at Washington	S	12	43	3.6	16	0	3	15	5.0	7	0
9/15	Minnesota	S	7	41	5.9	23	0	1	16	16.0	16	0
9/22	at Detroit			inactive					inactive			
9/29	Oakland			inactive					inactive			
10/6	Green Bay			inactive					inactive			
10/13	at New Orleans			inactive					inactive			
10/28	at Minnesota	P	15	61	4.1	16	0	0	0	0.0	0	0
11/3	Tampa Bay	S	19	118	6.2	21	1	0	0	0.0	0	0
11/10	at Denver	P	23	112	4.9	20	0	3	31	10.3	15	0
11/17	at KansasCity	S	17	35	2.1	14	1	1	-2	-2.0	-2	0
11/24	Detroit	S	27	122	4.5	22	1	3	38	12.7	20	0
12/1	at Green Bay	S	24	79	3.3	11	0	5	28	5.6	10	0
12/8	St. Louis	S	10	26	2.6	8	0	2	9	4.5	7	0
12/14	San Diego	S	21	64	3.0	14	0	5	36	7.2	14	0
12/22	at Tampa Bay	S	9	26	2.9	6	1	6	22	3.7	11	0
1996 Totals		**12/10**	**194**	**748**	**3.9**	**23**	**4**	**32**	**296**	**9.3**	**47**	**1**

				Rushing					Receiving			
1997	**Opponent**	**G/S**	**No**	**Yds**	**Avg**	**LG**	**TD**	**No**	**Yds**	**Avg**	**LG**	**TD**
9/1	at Green Bay	S	13	122	9.4	68	2	4	36	9.0	16	0
9/7	Minnesota	S	8	77	9.6	59	1	6	15	2.5	8	0
9/14	Detroit	S	22	73	3.3	15	0	2	13	6.5	12	0
9/21	at New England	S	21	63	3.0	11	0	3	17	5.7	9	0
9/28	at Dallas	S	29	120	4.1	18	0	3	2	0.7	3	0
10/5	New Orleans	S	28	82	2.9	13	1	3	0	0.0	1	0
10/12	Green Bay	S	27	101	3.7	8	1	2	8	4.0	5	0
10/27	at Miami	S	25	106	4.2	9	1	1	3	3.0	3	0
11/2	Washington	S	13	43	3.3	9	0	1	2	2.0	2	0
11/9	at Minnesota	S	13	22	1.7	7	1	2	16	8.0	10	0
11/16	NY Jets			inactive					inactive			
11/23	Tampa Bay	S	33	116	3.5	12	1	1	3	3.0	3	0
11/27	at Detroit	S	19	49	2.6	8	1	0	0	0.0	0	0
12/7	Buffalo	S	24	59	2.5	20	0	0	0	0.0	0	0
12/14	at St. Louis			inactive					inactive			
12/21	at Tampa Bay			inactive					inactive			
1997 Totals		**13/13**	**275**	**1033**	**3.8**	**68**	**9**	**28**	**115**	**4.1**	**16**	**0**

				Rushing					Receiving			
1998	**Opponent**	**G/S**	**No**	**Yds**	**Avg**	**LG**	**TD**	**No**	**Yds**	**Avg**	**LG**	**TD**
9/6	Detroit			inactive					inactive			
9/13	Tampa Bay			inactive					inactive			
9/20	at Cincinnati	S	24	76	3.2	11	0	2	10	5.0	5	0
9/27	at Carolina	S	28	82	2.9	10	0	1	12	12	12	0
10/5	Minnesota	P	7	27	3.9	14	0	2	12	6.0	8	0
10/15	at Detroit	P	1	6	6.0	6	0	0	0	0.0	0	0
10/25	Baltimore	P	0	0	0.0	0	0	1	12	12.0	12	0
11/1	49ers	P	4	6	1.5	3	0	1	3	3.0	3	0
11/9	at Pittsburgh	P	5	-2	-0.4	2t	1	3	19	6.3	12	0
11/15	at N.Y. Giants	S	10	33	3.3	10t	1	0	0	0.0	0	0
11/22	at Minnesota			inactive					inactive			
11/29	Philadelphia			inactive					inactive			
12/7	at Tampa Bay			inactive					inactive			
				released 12/8/98								
1998 Totals		**8/3**	**79**	**228**	**2.9**	**14**	**2**	**10**	**68**	**6.8**	**12**	**0**

PATRIOTS-SECOND HALF SURGE

In the second half of the 1990's (1995-1999) the Patriots showed the greatest amount of improvement by any team in the NFL. From 1995 to 1999, the Patriots won 44 games, compared to only 24 in the first half of the decade. The improvement included three consecutive playoff appearances (1996-98), back-to-back AFC eastern division championships (1996-97) and a Super Bowl appearance in 1996.

Team	1990-94	95-99	+/-	Team	1990-94	95-99	+/-
New England	24	44	+20	Seattle	30	41	+11
Green Bay	37	56	+19	Indianapolis	29	37	+8
Tampa Bay	25	42	+17	Minnesota	44	51	+7
Denver	41	53	+12	Cincinnati	23	29	+6
St. Louis	23	35	+12	Atlanta	34	38	+4

LEE JOHNSON

PUNTER

6-2' ★ 200LBS ★ 16TH YEAR ★ 2ND YEAR W/PATRIOTS
BRIGHAM YOUNG
ACQ: UFA-99 (CIN) ★ SIGNED THROUGH 2001
BORN: 11/27/61 ★ CONROE, TX

Career Transactions

Lee Johnson signed with the Patriots as an unrestricted free agent on Feb. 18, 1999 ... He was originally drafted by the Houston Oilers in the fifth round (138th overall) of the 1985 NFL draft ... He was also selectted by the Houston Gamblers in the ninth round (125th pick) of the 1985 USFL draft ... Signed with the Oilers on June 25, 1985 ... Claimed off waivers by the Buffalo Bills on Dec. 2, 1987 ... Claimed off waivers by the Cleveland Browns on Dec. 10, 1987 ... Claimed off waivers by the Cincinnati Bengals on Sept. 23, 1988 ... Granted free agency on Feb. 1, 1991 and re-signed with Cincinnati ... Granted unconditional free agency on March 1, 1993, but re-signed with the Bengals on May 10, 1993 ... Terminated by the Bengals on Dec. 7, 1998.

Games Played/Started

Regular Season: 232/0; Postseason: 7/0

Career Highlights

★In 15 seasons, Johnson has amassed 1,074 career punts, which ranks fourth all-time, for 45,630 yards.

★Joined the Patriots after 11 seasons in Cincinnati, where he holds the career records for punts (746) and punt yardage (32,196).

★In 1997, Johnson and Boomer Esiason became the 19th and 20th players to play 10 or more seasons with Cincinnati, and Johnson ran his streak of consecutive games played for the Bengals to 169.

★In addition to punting, Johnson also holds on all placement kicks and has been used on kickoffs. He has also been used for long field goal attempts and was successful on kicks of 50 and 53 yards while with the Bengals.

★During his career, Johnson has completed 80 percent of his pass attempts (4-of-5), including two passes for touchdowns, giving him a passer rating of 217.9.

★He has played in 232 of a possible 236 games during his career.

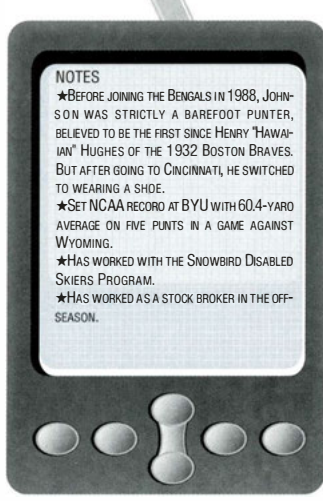

Seasonal Reviews

1999 (16/0/0/0): Saw action in every game as the Patriots' punter and placement holder ... Finished the year with 90 punts for 3,735 yards, a 41.5-yard average ... His 90 punts were the fourth highest single season total by a Patriot punter and was the most since Shawn McCarthy set a franchise record with 103 punts in 1992. **NY Jets (9/12):** Made his Patriots debut averaging 48 yards per punt with a long of 51 yards. **Indianapolis (9/19):** Averaged 49.2 yards per punt on six kicks, including a long of 57 yards vs. the Colts. **NY Giants (9/26):** Boomed his longest punt of the season, a 58-yarder, against the Giants. **Kansas City (10/10):** Named special teams co-captain for the game. **Arizona (10/31):** Registered a season-high 10 punts, including five that were pinned inside-the-20, yet the Patriots scored 27 points in their biggest most lopsided win of the season (27-3). **Buffalo (11/28):** Picked up 13 yards on a fake punt to convert a first down ... It was the longest run from scrimmage in Johnson's 15-year career ... His six previous charged rushes netted -25 yards. **Philadelphia (12/19):** Averaged 49.5 yards on six punts and tied his season-long with a 58-yarder vs. the Eagles.

1998 (13/0–Cincinnati): Played in each of the first 13 games for the Bengals before his release on Dec. 7 ... Finished his 14th NFL season with 69 punts for 3,083 yards and a long of 69 yards ... His 44.7-yard average per punt was the second-highest average of his career and ranked fifth in the AFC ... His 69-yard punt came in his last game as a Bengal, Dec. 6 vs. Buffalo ... It was the second-longest punt of his career ... Became the Bengals record-holder for career punts (746) and punt yardage (32,196), breaking records formerly set by Pat McInally ... He also continued as the team's kickoff specialist ... Of his 50 kickoffs, 13 were downed in the end zone ... He led the league in touchback percentage through the first six weeks of the season (10 of 22; 45.5%) ... Received the special teams Game Ball for performance at Detroit (9/13) when he punted seven times for a 48.1-yard average and kicked all six kickoffs into the end zone, four of which were downed for touchbacks ... Passed the 40,000-yard mark for his career vs. Pittsburgh (10/11) ... Booted a 69-yard punt vs. Buffalo (12/6), just 1 yard shy of his career-high ... Averaged a season-high 49.8 yards per punt (four punts) vs. Jacksonville (11/29) ... Had just one punt blocked, only the fifth of his distinguished career, vs. Denver (11/1).

1997 (16/0, 0/0-Cincinnati): Played in every game for the Bengals, handling the team's punting, kickoff and placement holder responsibilities ... Closed out the season in a punting groove, nailing 22 punts inside the opponent's 20-yard line with just one touchback in the last 10 games of the season ...Had more than three times as many inside-the-20 kicks as touchbacks (27-8) ... His plus-19 differential in that category tied for seventh in the NFL ... His 27 punts inside-the-20 are a career-high ... Awarded special teams Game Ball by his coaches after a victory over Dallas (12/14), when he averaged 48.0 yards per punt on four punts, including three which were downed within 10 yards of the Cowboys goal line ... His Dallas performance included a season-long 66-yard punt to the Cowboys 5 in the first quarter, a 48-yarder to the Cowboys 3 in third quarter, and a 44-yarder to the Cowboys 10 with 1:00 to play in fourth quarter, helping to seal the victory ... Set a club record with 11 punts vs. San Diego (11/2), breaking the previous mark of 10 ... San Diego performance included six kicks inside-the-20 with no touchbacks ... As Bengals protected 38-31 final victory margin over San Diego, Johnson had a 48-yard punt downed at the Chargers 5 with 4:30 to play, and a 40-yarder out-of-bounds at Chargers 16 with 2:05 remaining ... Had 49-yard punt to Cardinals 11 in fourth quarter of comeback victory Aug. 31 vs. Arizona ... Kicked 62 yards to Ravens 4 in second quarter Sept. 7 at Baltimore ... Had 48-yarder to Oilers 5 in first quarter Oct. 12 at Tennessee, and 59-yarder downed at Steelers 5-yard line in the second quarter vs. Pittsburgh (10/19) ... Kicked 36 yards to fair

catch at Jaguars 10 with 0:22 to play Nov. 23 vs. Jacksonville, helping ice 31-26 victory ... Had 46-yard punt to Ravens 9 in fourth quarter of victory Dec. 21 vs. Baltimore, and had three inside-the-20 for the game with no touchbacks.

1996 (16/0, 0/0 – Cincinnati): Finished fourth in the NFL in punting, less than a yard off the league-leading 46.3-yard average of Miami's John Kidd ... Totaled 3,630 punt yards on 80 punts ... His 3,630 yards was the fifth-highest total in franchise history ... For the first time since he joined the Bengals in 1988, he did not attempt either a field goal or a pass during the season ... Averaged over 50 yards per punt in four games, including three straight in Games 2-4 ... Averaged 52.0 at San Diego (9/8), and 53.3 in the next two games, vs. New Orleans (9/15) and vs. Denver (9/29) ... Averaged 52.5 yards per punt vs. Indianapolis (12/22) ... Punting average of 45.4 (actually 45.38) was third-best in Bengals history, behind Dave Lewis' 46.2 in 1970 and Pat McInally's 45.44 in 1981 ... Had a 67-yard punt vs. Denver, third-longest of his career ... The punt was muffed and recovered by Cincinnati at the Denver 11 ... Also vs. Denver, he had a 57-yard punt downed at the Broncos 3-yard line and had two touchbacks on three kickoffs ... Had season-high three punts inside-the-20 at San Francisco, including a 55-yarder... Had a punt blocked by Antonio Goss in third quarter Sept. 1 at St. Louis.

1995 (16/0, 0/0–Cincinnati): Played in every game and averaged 42.1 yards per punt on 68 punts ... Had 26 punts downed inside-the-20 and only four touchbacks, a plus-22 differential which led the NFL ... Over the last 10 games, had 18 inside-the-20 kicks and only one touchback ... Ranked second by the narrowest of margins (38.634 yards to 38.632) to Jacksonville's Bryan Barker for the league's net punting title ... Led the NFL in net punting for 12 different weeks during the season ... Averaged more than 42 yards in gross punting average (42.1) for seventh straight season ... Led special teams with 14 "big plays," as designated by coaching staff ... Fine year as holder for place kicks included handling of low snap on Doug Pelfrey's game-winning 51-yard field goal as time expired in the season finale vs. Minnesota (12/24) ... Took snap as holder on fake field goal Sept. 17 at Seattle and passed to James Joseph for a 5-yard gain and a first down ... Tied for second in AFC with nine touchbacks on kickoffs ... Longest punt was 61 yards vs. Pittsburgh (11/19) ... Best game average was 52.0 at Indianapolis (9/3) ... Missed the fourth quarter of the season opener at Indianapolis after pulling his hamstring on a kickoff, but returned to action the following week and was injury-free the rest of the season.

SINGLE-GAME CAREER HIGHS

Punts:	11	vs. San Diego (11/2/97)
Yards Punting:	474	vs. San Diego (11/2/97)
Longest:	70	at Cleveland (10/22/90)
		vs. New England (9/23/90)
Inside-20:	6	vs. San Diego (11/2/97)
Blocked Punt:	1	(5 times)

1994 (16/0, 0/0-Cincinnati): Appeared in every game for the Bengals ... Lost the AFC punting title in to the Raiders' Jeff Gossett, whose 43.86 averaged barely edged out Johnson's 43.81 average ... Had 19 kicks downed inside-the-20 compared to just nine touchbacks ... Completed a 7-yard touchdown shovel pass to Jeff Cothran at Pittsburgh (10/16) on a fake field goal ... It was the longest pass of his career and his second touchdown pass ... Averaged season-high 52.3 punting yards in victory at Seattle (11/6), including a season-long 64-yarder which was downed at the Seattle 2-yard line in overtime ... Suffered first blocked punt in five seasons at Cleveland (10/23) when Gerald Dixon blocked a punt into the end zone, which Travis Hill recovered for a Browns score ... Handled majority of team's kickoffs throughout the season.

1993 (16/0, 0/0-Cincinnati): Appeared in every game for the Bengals and set a franchise record with 3,954 yards punting ... His 90 attempts were just one shy of Pat McInally's 1978 team record ... Did not allow for a blocked punt for his fourth consecutive season ... Had a career-best single-game average of 55.0 yards at Houston (10/24) ... Recorded season-longs of

60 yards at Kansas City (10/10) and again the following week vs. Cleveland (10/17) … Had 52 kickoffs, 14 of which were downed in the end zone.

1992 (16/0, 0/0-Cincinnati): Appeared in every game ... Topped the 3,000-yard plateau with 3,196 yards punting for the first time since 1986 … Posted his third straight average of 42.0 or better since becoming accustomed to wearing shoe ... Prior to joining Cincinnati, Johnson was strictly a bare foot punter, believed to be the first since Henry "Hawaiian" Hughes of the 1932 Boston Braves.

1991 (16/0, 0/0-Cincinnati): Set a personal career high for the second straight year with 43.7-yard punting average … Kicked a 53-yard field goal at Buffalo (10/21) ... The 53-yarder was his longest of his career.

1990 (16/0, 2/0–Cincinnati): Participated in every game for the Bengals, including both playoff games, and was credited with the longest punts of the NFL season with a pair of 70-yarders, first vs. New England (9/23) and again at Cleveland (10/22) ... Those punts still rate as the longest in Bengals history and the longest of Johnson's career … Finished third in the AFC with a 42.3-yard punting average, and averaged 49.1 yards on eight punts in two playoff games … Tossed a 4-yard touchdown pass to Rodney Holman vs. New England (9/23), the first of his career, after serving as the holder on a fake field goal attempt ... Provided eight punts for 393 yards and a 49.1 yard average in two playoff games.

1989 (16/0, 0/0–Cincinnati): Completed his first full season with the Bengals and punted 61 times for 40.1 average … Suffered first two blocked punts of his NFL career.

1988 (3/0-Cleveland; 12/0, 3/0-Cincinnati): Opened the season with the Cleveland Browns ... Played in three games with the Browns before his release … Claimed on waivers by Cincinnati on Sept. 23, and became important part of team's drive to Super Bowl XXIII … Handled kickoffs only for the Bengals from Weeks 5-13, but took over punting job as well in Week 14 … Punted 14 times for the Bengals, averaging 42.4-yards per punt ... Retained the punting duties throughout the playoffs, averaging 42.2 yards on 17 punts with seven inside-the-20 and no touchbacks … Used for the first time as a long-distance field-goal kicker ... Missed a 50-yard attempt vs. San Diego (12/4), but nailed a 50-yarder vs. Washington (12/17) as the Bengals won 20-17 to clinch the AFC Central title ... The Bengals claimed victories over Seattle (12/31) and Buffalo (1/8) in the playoffs to advance to Super Bowl XXIII, where they dropped a narrow 20-16 decision to the San Francisco 49ers (1/22).

1987 (9/0-Houston; 3/0, 2/0-Cleveland): Punted in nine games for Oilers … Claimed on waivers Dec. 2 by Buffalo … Subsequently waived by Buffalo and claimed Dec. 10 by Cleveland … Punted and kicked off for Browns during their final three regular season games, plus two playoff games ... Played on the Browns team which advanced to the AFC Championship Game, but was defeated by the Denver Broncos.

1986 (16/0, 0/0-Houston): Played in every game for the Oilers ... Punted 88 times for 3,623 yards (41.2 avg.) and a long of 66 yards ... Dropped 26 punts inside-the-20 ... Had a league-high 36 kickoffs for touchbacks … Ranked third in NFL with 26 punts inside-the-20.

1985 (16/0, 0/0-Houston): Drafted in fifth round by Houston (138th overall) and won the punting job ... In his rookie campaign, he finished with a 35.7-yard net average, third best in AFC.

College

Handled punting and placekicking at BYU ... Averaged 47.0 yards per punt on 81 punts and converted 95-of-101 PATs and 24 of 40 FG tries … Set NCAA record at BYU with 60.4-yard average on five punts in a game against Wyoming … College nickname was "Thunderfoot."

Personal

Lee Johnson was born Nov. 27, 1961 in Conroe, Texas … He attended McCullough High in The Woodlands, Texas … Works as a stock broker in offseason .... Works with Handicapped Ski

Programs in Utah ... Hobbies include racquetball, hunting, scuba diving and jazz ... Lee and his wife, Shelly, have five children, twin daughters Kelsey and Alexandria (8/6/89), Madyson, (2/15/94), Carly (3/29/96) and Bo (9/10/98).

LEE JOHNSON

Pos: P **Ht:** 6-2 **Wt:** 200 **Year:** 16th **Acq:** FA-99 (CIN) **College:** Brigham Young **Born:** 11/27/61 **Contract:** '01

		PUNTING								PASSING							
Year	Team	G	No	Yds	Avg	TB	In-20	LG	BLK	Att	Cmp	Pct	Yds	TD	INT	LG	RAT
1985	Oilers	16	83	3464	41.7	8	22	65	0	0	0	—	0	0	0	—	—
1986	Oilers	16	88	3623	41.2	9	26	66	0	0	0	—	0	0	0	—	—
1987	Oilers	9	41	1652	40.3	3	5	59	0	0	0	—	0	0	0	—	—
	Browns	3	9	317	35.2	1	3	66	0	0	0	—	0	0	0	—	—
1988	Browns	3	17	643	37.8	1	6	61	0	0	0	—	0	0	0	—	—
	Bengals	12	14	594	42.4	1	4	52	0	0	0	—	0	0	0	—	—
1989	Bengals	16	61	2446	40.1	11	14	62	2	0	0	—	0	0	0	—	—
1990	Bengals	16	64	2705	42.3	8	12	70	0	1	1	100.0	4	1	0	4	122.9
1991	Bengals	16	64	2795	43.7	6	15	62	0	1	1	100.0	3	0	0	3	79.2
1992	Bengals	16	76	3196	42.1	9	15	64	0	0	0	—	0	0	0	—	—
1993	Bengals	16	90	3954	43.9	12	24	60	0	1	0	0.0	0	0	0	0	39.6
1994	Bengals	16	79	3461	43.8	9	19	64	1	1	1	100.0	7	1	0	7	135.4
1995	Bengals	16	68	2861	42.1	4	26	61	0	1	1	100.0	5	0	0	5	87.5
1996	Bengals	16	80	3630	45.4	17	16	67	1	0	0	—	0	0	0	—	—
1997	Bengals	16	81	3471	42.9	8	27	66	0	0	0	—	0	0	0	—	—
1998	Bengals	13	69	3083	44.7	8	14	69	1	0	0	—	0	0	0	—	—
1999	Patriots	16	90	3735	41.5	14	23	58	0	0	0	—	0	0	0	—	—
Oilers Totals		**41**	**212**	**8739**	**41.2**	**20**	**53**	**66**	**0**	**0**	**0**	**—**	**0**	**0**	**0**	**—**	**—**
Browns Totals		**6**	**26**	**960**	**36.9**	**2**	**9**	**66**	**0**	**0**	**0**	**—**	**0**	**0**	**0**	**—**	**—**
Bengals Totals		**169**	**746**	**32196**	**43.2**	**93**	**186**	**70**	**5**	**5**	**4**	**80.0**	**19**	**2**	**0**	**7**	**122.1**
Patriots Totals		**16**	**90**	**3735**	**41.5**	**14**	**23**	**58**	**0**	**0**	**0**	**—**	**0**	**0**	**0**	**—**	**—**
Career Totals		**232**	**1074**	**45,630**	**42.5**	**129**	**248**	**70**	**5**	**5**	**4**	**80.0**	**19**	**2**	**0**	**7**	**122.1**

		SPECIAL TEAMS								RUSHING					SCORING			
Year	Team	TT	UT	A	FF	FR-YDS	BP	BFG	BXP	ATT	YDS	AVG	LG	TD	XP-XPA	FG-FGA	LG	PTS
1985	Oilers	0	0	0	0	0-0	0	0	0	1	0	0.0	0	0	0-0	0-0	—	0
1986	Oilers	1	1	0	0	0-0	0	0	0	0	0	—	—	0	0-0	0-0	—	0
1987	Oilers/Browns	0	0	0	0	0-0	0	0	0	0	0	—	—	0	0-0	0-0	—	0
1988	Browns	0	0	0	0	0-0	0	0	0	0	0	—	—	0	0-0	0-0	—	0
	Bengals	1	0	1	0	0-0	0	0	0	0	0	—	—	0	0-0	1-2	50	3
1989	Bengals	2	2	0	0	0-0	0	0	0	1	-7	-7.0	-7	0	0-1	0-0	—	0
1990	Bengals	1	1	0	0	0-0	0	0	0	0	0	—	—	0	0-0	0-1	—	0
1991	Bengals	0	0	0	0	0-0	0	0	0	1	-2	-2.0	-2	0	0-0	1-3	53	3
1992	Bengals	1	1	0	0	0-0	0	0	0	0	0	—	—	0	0-0	0-1	—	0
1993	Bengals	2	2	0	0	0-0	0	0	0	0	0	—	—	0	0-0	0-0	—	0
1994	Bengals	2	2	0	0	0-0	0	0	0	0	0	—	—	0	0-0	0-0	—	0
1995	Bengals	0	0	0	0	0-0	0	0	0	1	-16	-16.0	-16	0	0-0	0-0	—	0
1996	Bengals	2	1	1	1	0-0	0	0	0	0	0	—	—	0	0-0	0-0	—	0
1997	Bengals	0	0	0	0	0-0	0	0	0	1	0	0.0	0	0	0-0	0-0	—	0
1998	Bengals	1	1	0	0	0-0	0	0	0	0	0	0.0	0	0	0-0	0-0	—	0
1999	Patriots	1	1	0	0	0-0	0	0	0	2	13	6.5	13	0	0-0	0-0	—	0
Career Totals		**14**	**12**	**2**	**1**	**0-0**	**0**	**0**	**0**	**7**	**-12**	**-1.7**	**13**	**0**	**0-1**	**2-7**	**53**	**6**

POSTSEASON PUNTING

Year	Team	G	No	Yds	Avg	TB	In-20	LG	BLK
1987	Browns	2	3	133	44.3	0	1	59	0
1988	Bengals	3	17	718	42.2	0	7	63	0
1990	Bengals	2	8	393	49.1	0	1	64	0
Career Totals		**7**	**28**	**1244**	**44.4**	**0**	**9**	**64**	**0**



TED JOHNSON

LINEBACKER

6-4' ★ 255LBS ★ 6TH YEAR ★ 6TH YEAR W/PATROITS
COLORADO ★ COMMUNICATIONS
ACQ. D2-95 (57TH) ★ SIGNED THROUGH 2003
BORN 12/04/72 ★ ALAMEDA, CA

Career Transactions

Ted Johnson was drafted by the Patriots with their own selection in the second round (57th player selected) of the 1995 NFL Draft ... Signed by the Patriots July 18, 1995 ... Signed a five-year contract extention through 2003 on Aug. 20, 1998.

Career Games Played/Started

Regular Season: 62/62, Postseason: 5/5

Career Highlights

★Despite missing the final three games of the 1998 season, Johnson still recorded a career-high 142 total tackles.

★Had consecutive games steak stopped at 55 games when he tore a pectoral muscle at Steelers (12/6/98).

★Johnson recorded a career-high 17 tackles (10 solo) at Buffalo (11/15/98).

★Led the team in tackles during the 1996 and 1997 seasons. He logged 115 total tackles in 1996 and improved to 127 tackles in 1997.

★He was credited with a season-high 13-tackles in back-to-back games at Tampa Bay (11/16/97) and vs. Miami (11/23/97).

★Posted six tackles, including a pair of sacks, and forced a fumble vs. the Jets (9/14/97).

★Led the Patriots with nine defensive stops, including his first career postseason sack, in a playoff victory over the Dolphins (12/28/97).

★Provided a game-high 11 stops in the AFC Championship Game victory over Jacksonville (1/12/97), limiting Natrone Means to just 43 yards rushing in the game.

★He spearheaded an inspired defensive unit which did not allow a touchdown in either of their two home playoff games in 1996.

★Registered a season-high 14 tackles (9 solos), including one for a loss of 7 yards, vs. Washington (10/13/96).

★Reported a team-high six solo stops and intercepted his first career pass at San Diego (12/1/96).

★Johnson made the transition from college to pro in his first NFL season with relative ease, starting each of the 12 games he played as a rookie and earning all-rookie team honors from *Pro Football Weekly, College and Pro Football Newsweekly* and the *Football News*.

★Made his NFL debut in the 1995 season-opener and combined with Reggie White on a sack of Vinny Testaverde in a 17-14 come-from-behind victory over Cleveland (9/3/95).

★In 1996, he made the transition from inside linebacker in the 3-4 defense to middle linebacker in the 4-3 and led the team in tackles.

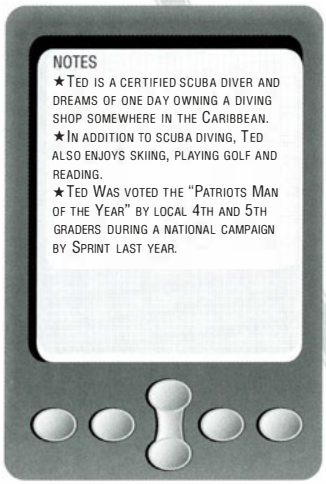

Seasonal Reviews

1999 (5/5/0/11): Tore his left bicep muscle during the team's first scrimmage of the season, which caused him to miss the entire preseason and the first 11 games of the regular season ... Returned to action for the last five games of the regular season and posted double-digit tackle totals in each of those five games ... It was the longest streak of double-digit tackle games by any Patriots defender all season ... Finished the year with 59 tackles, including 36 solo stops and a pair of sacks ... His 59 tackles ranked 10th on the team ... Listed among the Patriots inactives prior to the first 11 games of the season. **Dallas (12/5):** Made his 1999 debut against the Cowboys and helped shut down one of the league's most powerful rushing

teams, limiting them to just 63 yards on 23 carries (2.7 avg.) ... Led the team with 10 tackles (six solos) ... Emmitt Smith, who entered the game with three consecutive 100-yard rushing games, was limited to 75 yards on the day, his second worst day of the 1999 campaign ... Helped the Patriots to a 24-23 victory, the first win in the series in franchise history. **Indianapolis (12/12):** Named defensive co-captain for the game and duplicated his numbers from the week before with 10 tackles, including six solo stops. **Philadelphia (12/19):** Led the team in tackles for the third consecutive week with 13, including a season-high 10 solo stops. **Buffalo (12/26):** Registered a season high with 14 tackles against the Bills. **Baltimore (1/2/00):** Earned AFC Defensive Player of the Week honors for his performance against the Ravens ... Credited with a dozen tackles, including his first two sacks of the season ... His two sacks in the game tied a career high, which he set vs. the Jets (9/14/97) ... He was also credited with a forced fumble on a sack in the third quarter ... The ball was picked up and returned 23 yards for a touchdown by Chad Eaton ... The touchdown sealed a 20-3 victory over the Ravens, and allowed the Patriots to finish .500 for the season (8-8).

1998 (13/13, 0/0): Started the first 13 games at middle linebacker for the Patriots before a pectoral tear suffered on an attempted tackle of Jerome Bettis in the first quarter at Pittsburgh (12/6) ended his season ... He was placed on injured reserve on Dec. 11 and had to watch from the sidelines as his teammates lost three of their final four games, including a playoff loss at Jacksonville (1/3/99) ... He was one of 16 Patriots starters beset by injuries during an unusual season ... Despite missing the final three games of the season, Johnson still recorded a career-high 142 total tackles, but lost his two-year reign as the team's leading tackler when Lawyer Milloy edged him out with 151 tackles ... Recorded double-digit tackle totals in 10 of his first 12 games ... Led the team in tackles in each of the first three games of the season at Denver (11 tackles) and home against Indianapolis (15) and Tennessee (14) ... Recorded 11 tackles, including a pair of sacks on Saints quarterback Danny Wuerffel at New Orleans (10/4) ... It marked just the second time in Johnson's four-year career that he was credited with two sacks in a game ... Spearheaded a defensive effort which limited Kansas City (10/11) to just 14 yards rushing, the second-best defensive effort in franchise history, and helped the Patriots paste the Chiefs 40-10 ... Led the team with 14 tackles at Miami (10/25), beginning a six week streak of double-digit tackle outings, the longest streak of his career ... Established a new career-high by recording a 17-tackle effort at Buffalo (11/15) ... Led a defensive unit which limited opponents to less than 55 yards rushing in five games during the year and ranked seventh overall in the league against the run, allowing just 96.7 yards per game.

1997 (16/16, 2/2): Started every game at middle linebacker for the Patriots and finished the season with a career-high 127 total tackles (95 solos), including a career-high four sacks ... He was selected as a Pro Bowl alternate ... With 127 tackles, he led the team for the second consecutive season ... Posted six tackles, including a pair of sacks, and forced a fumble vs. the Jets (9/14) ... Had eight first half tackles and finished the game with nine vs. Chicago (9/21) ... Led the team with nine tackles vs. Buffalo (10/12) ... Credited with nine tackles at Minnesota (11/2) ... Limited to just three tackles in a victory at Buffalo (11/9) ... Responded with a season-high 13-tackle game at Tampa Bay (11/16) ... Posted 13 tackles again the following week vs. Miami (11/23) — totaling 26 tackles in back-to-back weeks ... Eclipsed the 100-tackle plateau with an 11-tackle outing vs. Indianapolis (11/30) ... Named defensive captain at Jacksonville (12/7) and responded with a team-high nine tackles and a sack ... Posted 11 tackles vs. Pittsburgh (12/13) — his fourth double digit performance in five games ... During that five-game span, he totaled 57 tackles ... Named defensive team captain for the season finale at Miami (12/22) and throughout the playoffs ... Earned Staples Star of the Game honors when he registered seven solo stops, including his fourth sack of the season with the division title clinching victory over the Dolphins (12/22) ... Led the Patriots with nine defensive stops, including his first career postseason sack, in a playoff victory over the Dolphins (12/28) ... Closed out the season with six tackles in the divisional playoff loss at Pittsburgh (1/3/98) ... Finished with a team-high 15 postseason tackles, including a sack.

1996 (16/16, 3/3): Johnson started every game, including each of the Patriots' playoff games and led the Patriots with 115 defensive stops, including 87 solos ... He knocked down four passes, includ-

ing his first career interception, and was credited with a forced fumble and a fumble recovery ... Selected first-team All-Pro by *USA Today* ... Opened the season with a team-high six solo tackles at Miami (9/1) in his debut at middle linebacker ... Co-led the team with seven tackles at Buffalo (9/8) ... Dropped Leeland McElroy for a 2-yard loss in the opening possession, setting an early tone in a 31-0 shutout victory over Arizona (9/15) ... Registered a career-high with 14 tackles (9 solos), including one for a loss of 7 yards vs. Washington (10/13) ... Led the team with 10 tackles vs. Buffalo (10/27) ... Forced his first career fumble when he stripped Colts WR Sean Dawkins of the ball vs. Indianapolis (11/24) for one of five tackles ... Reported a team-high six solo stops and intercepted his first career pass at San Diego (12/1) ... The interception came off a deflected pass from defensive end Ferric Collons ... Dropped Adrian Murrell for a 3-yard loss vs. the Jets (12/8) ... Posted 11 stops (9 solos), including three for losses, at Dallas (12/15) ... His nine solo stops tied a career-high ... Concluded the regular season with nine solo tackles at the Giants (12/21) ... Helped the Patriots dominate both the Steelers and the Jaguars in the playoffs, allowing just nine points combined, en route to the Super Bowl ... Totaled eight tackles vs. Pittsburgh (1/5/97), including his first career postseason sack on Kordell Stewart ... Added a game-high 11 stops in the AFC Championship Game victory over Jacksonville (1/12/97), limiting Natrone Means to just 43 yards rushing in the game ... Spearheaded an inspired defensive unit which did not allow a touchdown in either of their two home playoff games ... Made 10 stops, including nine solo hits in Super Bowl XXXI vs. Green Bay (1/26/97).

1995 (12/12): Started every game he played in and earned all-rookie team honors from *Pro Football Weekly, College and Pro Football Newsweekly* and the *Football News* ... Opened the season as the Patriots starting right inside linebacker, opposite Vincent Brown, but missed four games early in the season due to a knee sprain ... Finished seventh on the team with 69 tackles (41 solos), despite missing those four games ... Added two special teams tackles ... Credited with two passes defensed and two fumble recoveries ... Opened the season with six tackles (three solos) and recorded his first career sack when he combined with Reggie White on a sack of Vinny Testaverde in a 17-14 come-from-behind victory over Cleveland (9/3) ... Picked up four more tackles the following week vs. Miami (9/10) before a knee sprain sidelined him for the next four games ... Listed among the Patriots inactives from Sept. 17 through Oct. 15 while he rehabilitated the knee ... Returned to the starting lineup and registered four stops vs. Buffalo (10/8) ... Averaged nine tackles per game during the next four-game stretch, including 10 tackles vs. Carolina (10/29) and a season-high 13 stops vs. Indianapolis (11/19) ... He was credited with his first career pass defensed when he knocked down a Kerry Collins pass vs. Carolina ... Registered four tackles and recorded his first and second NFL fumble recoveries in a 31-28 victory over the New York Jets (12/10).

College

Johnson was a four-year letterman at Colorado (1991-94), where he finished second in school history (to Barry Remington's 493 stops) with 471 total tackles ... Earned All-American first-team honors

SINGLE-GAME CAREER HIGHS

Regular Season

Total Tackles:	17	at Buffalo (11/15/98)
Solo Tackles:	11	at Tampa Bay (11/16/97)
Assists:	8	vs. Buffalo (12/26/00)
		at Miami (10/25/98)
Sacks:	2	Baltimore (1/2/00)
		at New Orleans (10/4/98)
Interceptions:	1	at San Diego (12/1/96)

Postseason

Total Tackles:	11	vs. Jacksonville (1/12/97)
Solo Tackles:	9	vs. Green Bay (1/26/97)
Assists:	3	vs. Miami (12/28/97)
		vs. Jacksonville (1/12/97)
		vs. Pittsburgh (1/5/97)
Sacks:	1	vs. Miami (12/28/97)
		vs. Pittsburgh (1/5/97)

and was a consensus All-Big Eight Conference first-team selection as a senior. **1994:** He led the team with 147 tackles (92 solos), including four sacks for 15 yards and six tackles for losses of 9 yards ... His 147 tackles was a career-high and ranks sixth on Colorado's all-time list ... Recorded nine tackles or more in each of his 12 games ... Tied his career-high total with 20 tackles (13 solos), a sack and a pair of third-down stops vs. Nebraska (10/29/94) ... Closed out his collegiate career with 18 tackles (eight solos), a four-yard sack, a seven-yard interception return and a deflected pass in a 41-24 victory over Notre Dame in the Fiesta Bowl. **1993:** He led the team with 131 tackles (83 solos), including three sacks and five tackles for losses to earn AP all-conference honors. **1992:** Started nine of 11 games at inside linebacker as a sophomore and recorded 78 tackles (41 solos), including a sack and two tackles for losses. **1991:** Started the final six games as a freshman and recorded 53 tackles (37 solos).



Personal

Ted Curtis Johnson was born the son of Ted and Patrice Johnson on Dec. 4, 1972 in Alameda, Calif. ... He earned All-CIF, All-North County, All-Avocado League and *Prep Football Report* All-West selection as an inside linebacker at Carlsbad (Calif.) High ... Recorded 130 tackles, 12 sacks, seven forced fumbles and two interceptions as a senior ... Played tight end on offense ... Earned All-League honorable mention in his junior campaign after recording 82 tackles with seven sacks ... Lettered twice in basketball and baseball during his freshman and sophomore years ... Majored in communications at Colorado ... His hobbies include skiing, scuba diving and golf ... Ted is single.

TED JOHNSON

Pos: MLB **Ht:** 6-4 **Wt:** 255 **Year:** 6th **Acq:** D2-95 (57th) **College:** Colorado **Born:** 12/4/72 **Contract:** '03

Regular Season			Tackles					Int.		Miscellaneous				Postseason Statistics							
Year	Team	G/S	TT	UT	A	S	Yds	No	Yds	PD	FF	FR	SpT	G/S	TT	UT	A	S	Yds	No	Yds
1995	Patriots	12/12	69	41	28	0.5	2	0	0	2	0	2	2	0/0	-	-	-	-	-	-	-
1996	Patriots	16/16	115	87	28	0.0	0	1	0	4	1	1	0	3/3	29	22	7	1.0	5	0	0
1997	Patriots	16/16	127	95	32	4.0	30	0	0	1	1	0	0	2/2	15	11	4	1.0	7	0	0
1998	Patriots	13/13	142	79	63	2.0	11	0	0	6	0	0	1	Injured Reserve							
1999	Patriots	5/5	59	36	23	2.0	14	0	0	0	1	0	0	--	-	-	-	-	-	-	-
Totals-5 years		**62/62**	**512**	**338**	**174**	**8.5**	**57**	**1**	**0**	**13**	**3**	**3**	**3**	**5/5**	**44**	**33**	**11**	**2.0**	**12**	**0**	**0**

JOHNSON'S CAREER GAME-BY-GAME

1995 Opponent	G/S	TT	UT	A	S/Yd	I/Yds	PD	FF	FR	W/L	Score
09/03 Cleveland	S	6	3	30.5	2 0	0	0	0	0	W	17-14
09/10 Miami	S	4	3	1	0 0	0	0	0	0	L	3-20
09/17 at San Francisco				Inactive						L	3-28
10/01 at Atlanta				Inactive						L	17-30
10/08 Denver				Inactive						L	3-37
10/15 at Kansas City				Inactive						L	26-31
10/23 Buffalo	S	4	3	1	0 0	0	0	0	0	W	27-14
10/29 Carolina	S	10	4	6	0 0	0	1	0	0	L	17-20
11/05 at N.Y. Jets	S	4	4	0	0 0	0	0	0	0	W	20-7
11/12 at Miami	S	9	8	1	0 0	0	0	0	0	W	34-17
11/19 Indianapolis	S	13	6	7	0 0	0	0	0	0	L	10-24
11/26 at Buffalo	S	6	2	4	0 0	0	0	0	0	W	35-25
12/03 New Orleans	S	2	1	1	0 0	0	0	0	0	L	17-31
12/10 N.Y. Jets	S	4	3	1	0 0	0	0	0	2	W	31-28
12/16 at Pittsburgh	S	3	2	1	0 0	0	0	0	0	L	27-41
12/23 at Indianapolis	S	4	2	2	0 0	0	0	0	0	L	7-10
1995 Totals	**12/12**	**69**	**41**	**28**	**.5 /2**	**0**	**0**	**1**	**0**	**2**	**6-10**

1996 Opponent	G/S	TT	UT	A	S/Yd	I/Yds	PD	FF	FR	W/L	Score
09/01 at Miami	S	6	6	0	0 0	0	0	0	0	L	10-24
09/08 at Buffalo	S	7	4	3	0 0	0	0	0	0	L	10-17
09/15 Arizona	S	5	3	2	0 0	0	0	0	0	W	31-0
09/22 Jacksonville	S	4	3	1	0 0	0	1	0	0	W	28-25
10/06 at Baltimore	S	5	5	0	0 0	0	0	0	0	W	46-38
10/13 Washington	S	14	9	5	0 0	0	0	0	0	L	22-27
10/20 at Indianapolis	S	4	3	1	0 0	0	0	0	0	W	27-9
10/27 Buffalo	S	10	8	2	0 0	0	0	0	0	W	28-25
11/03 Miami	S	9	3	6	0 0	0	0	0	1	W	42-23
11/10 at N.Y. Jets	S	9	7	2	0 0	0	0	0	0	W	31-27
11/17 Denver	S	8	7	1	0 0	0	0	0	0	L	8-34
11/24 Indianapolis	S	5	2	3	0 0	0	0	1	0	W	27-13
12/01 at San Diego	S	6	6	0	0 0	1	0	1	0	W	45-7
12/8 N.Y.Jets	S	3	3	0	0 0	0	1	0	0	W	34-10
12/15 at Dallas	S	11	9	2	0 0	0	0	0	0	L	6-12
12/21 at N.Y. Giants	S	9	9	0	0 0	0	1	0	0	W	23-22
1996 Totals	**16/16**	**115**	**87**	**28**	**0 0**	**1**	**/0**	**4**	**1**	**1**	**11-5**
01/05 Pittsburgh	S	8	5	3	1 5	0	0	0	0	W	28-3
01/12 Jacksonville	S	11	8	3	0 0	0	0	0	0	W	20-6
01/26 Green Bay	S	10	9	1	0 0	0	0	0	0	L	21-35
1996 Postseason	**3/3**	**29**	**22**	**7**	**1 /5**	**0**	**0**	**0**	**0**		**2-1**

1997 Opponent	P/S	TT	UT	A	S/Yd	I/Yds	PD	FF	FR	W/L	Score
08/31 San Diego	S	4	4	0	- - -	- - -	-	-	-	W	41-7
09/07 at Indianapolis	S	7	6	1	- - -	- - -	-	-	-	W	31-6
09/14 N.Y. Jets	S	6	4	2	2 15	- - -		1	-	OT	W27-24
09/21 Chicago	S	9	7	2	- - -	- - -	-	-	-	W	31-3
10/06 at Denver	S	4	2	2	- - -	- - -	-	-	-	L	13-34
10/12 Buffalo	S	9	8	1	- - -	- - -	-	-	-	W	33-6
10/19 at N.Y. Jets	S	6	5	1	- - -	- - -	-	-	-	L	19-24
10/27 Green Bay	S	6	4	2	- - -	- - -	-	-	-	L	10-28
11/02 at Minnesota	S	9	7	2	- - -	- - -	-	-	-	L	18-23
11/09 at Buffalo	S	3	3	0	- - -	- - -	-	-	-	W	31-10
11/16 at Tampa Bay	S	13	11	2	- - -	- - -	-	-	-	L	7-27
11/23 Miami	S	13	10	3	- - -	- - -	-	-	-	W	27-24
11/30 Indianapolis	S	11	4	7	- - -	-	1	-	-	W	20-17
12/07 at Jacksonville	S	9	5	4	1 5	- - -	-	-	-	W	26-20
12/13 Pittsburgh	S	11	8	3	- - -	- - -	-	-	-	OTL	21-24
12/22 at Miami	S	7	7	0	110	- - -	-	-	-	W	14-12
1997 Totals	**16/16**	**127**	**95**	**32**	**4/30**	**0**	**0**	**1**	**1**	**0**	**10-6**
12/28 Miami	S	9	6	3	1 7	- - -	-	-	-	W	17-3
01/03 at Pittsburgh	S	6	5	1	- - -	- - -	-	-	-	L	6-7
1997 Postseason	**2/2**	**15**	**11**	**4**	**1 /7**	**0**	**0**	**0**	**0**	**0**	**1-1**

1998 Opponent	P/S	TT	UT	A	S/Yd	I/Yds	PD	FF	FR	W/L	Score
09/07 at Denver	S	11	6	5	- - -	-	1	-	-	L	21-27
09/13 Indianapolis	S	15	9	6	- - -	- - -	-	-	-	W	29-6
09/20 Tennessee	S	14	9	5	- - -	- - -	-	-	-	W	27-16
10/04 at New Orleans	S	11	6	5	211	- - -	-	-	-	W	30-27
10/11 Kansas City	S	8	5	3	- - -	-	1	-	-	W	40-10
10/19 N.Y. Jets	S	8	5	3	- - -	- - -	-	-	-	L	14-24
10/25 at Miami	S	14	6	8	- - -	-	1	-	-	L	9-12
11/01 at Indianapolis	S	10	4	6	- - -	-	1	-	-	W	21-16
11/08 Atlanta	S	12	7	5	- - -	- - -	-	-	-	L	10-41
11/15 at Buffalo	S	17	10	7	- - -	-	1	-	-	L	10-13
11/23 Miami	S	11	7	4	- - -	- - -	-	-	-	W	26-23
11/29 Buffalo	S	11	5	6	- - -	-	1	-	-	W	25-21
12/06 at Pittsburgh	S	0	0	0	- - -	- - -	-	-	-	W	23-9
12/13 at St. Louis				placed on injured reserve 12/11/98						L	18-32
12/20 San Francisco										W	24-21
12/27 at N.Y. Jets										L	10-31
1998 Totals	**13/13**	**142**	**79**	**63**	**2/11**	**0**	**0**	**6**	**-**	**0**	**9-7**

1999 Opponent	S	TT	UT	A	S/Yd	I/Yds	PD	FF	FR	W/L	Score
09/12 at N.Y. Jets				Inactive						W	30-28
09/19 Indianapolis				Inactive						W	31-28
09/26 NY Giants				Inactive						W	16-14
10/03 at Cleveland				Inactive						W	19-7
10/10 at Kansas City				Inactive						L	14-16
10/17 Miami				Inactive						L	30-31
10/24 Denver				Inactive						W	24-23
10/31 at Arizona				Inactive						W	27-3
11/15 New York Jets				Inactive						L	17-24
11/21 at Miami				Inactive						**L**	**17-27**
11/28 at Buffalo				Inactive						L	7-17
12/05 Dallas	S	10	6	4	- - -	- - -	-	-	-	W	13-6
12/12 at Indianapolis	S	10	6	4	- - -	- - -	-	-	-	L	15-20
12/19 at Philadelphia	S	13	10	3	- - -	- - -	-	-	-	L	9-24
12/26 Buffalo	S	14	6	8	- - -	- - -	-	-	-	L	*10-13
01/02 Baltimore	S	12	8	4	2/14	- - -		1	-	W	20-3
1999 Totals	**5/5**	**59**	**36**	**23**	**2/14**	**0**	**0**	**0**	**1**	**0**	**8-8**

TEBUCKY JONES

CORNERBACK

6-2' ★ 220LBS ★ 3RD YEAR ★ 3RD YEAR W/PATRIOTS
SYRACUSE ★ CHILD AND FAMILY STUDIES
ACQ: D1b-98 (22ND) ★ SIGNED THROUGH 2002
BORN: 10/6/74 ★ NEW BRITAIN, CT

Career Transactions

Tebucky Jones was drafted by the Patriots in the first round of the 1998 NFL Draft with the 22nd overall selection ... Signed a five-year deal with the Patriots on July 18, 1998.

Career Games Played/Started

Regular Season: 27/2, Postseason: 1/0

Seasonal Reviews

1999 (11/2): Played in 11 games in his second year at cornerback ... Finished the season with 26 tackles and seven passes defensed ... He also forced his first career fumble ... Missed four games due to a hamstring injury, which he suffered prior to the Cleveland game (10/3) ... Received more playing time as the season progressed, seeing action in nickel and dime passing situations. **NY Jets (11/15):** Named special teams co-captain for the game and posted his best defensive numbers to date with five solo tackles and a pass defensed. **Philadelphia (12/19):** Made his NFL starting debut at right corner for the injured Steve Israel ... Credited with four solo stops and three passes defensed. **Buffalo (12/26):** Registered a new career-high with seven defensive tackles, including six solo stops ... Sprained his right knee late in the game and was placed on injured reserve on Dec. 31.

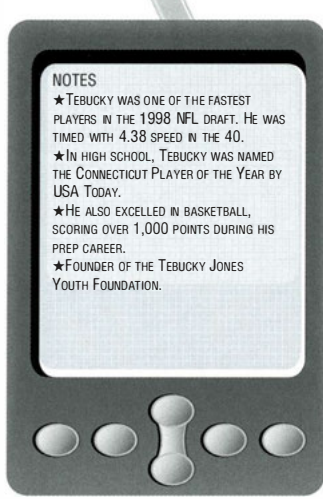

1998 (16/0, 1/0): Played in every game for the Patriots and began to see extended playing time in dime substitution packages ... Finished the season with seven defensive stops and five passes defensed ... Dominated opponents on special teams and led the team with 28 tackles on coverage units ... Recorded at least one special teams tackle in 14 of the Patriots 16 games ... Made his NFL debut in the season opener at Denver (9/7) and recorded two special teams tackles ... Had a defensive stop, a pair of special teams tackles and two passes defensed in the home opener vs. Indianapolis (9/13) ... Contributed a pair of special teams tackles in seven of the first eight games ... Earned more playing time during the final month of the season ... Provided two defensive tackles and four special teams tackles at Pittsburgh (12/6).

College

Made the transition from running back to defensive back prior to his senior year at Syracuse ... Finished his collegiate career with 101 tackles, four interceptions, three forced fumbles and three fumbles recovered ... Offensively, he rushed for 563 yards and nine touchdowns on 145 carries ... He also had two receptions for nine yards and returned nine kickoffs for 176 yards (19.6 avg.). **1997(Senior):** Earned All-ECAC first-team and second-team All-Big East honors after making the transition to defensive back as a senior ... Started every game at strong safety and was credited with 80 tackles (50 solos), three forced fumbles, three fumble recoveries and four interceptions, which he returned for 104 yards ... Earned ECAC Player of the Week honors when he returned an interception 98 yards for a touchdown to seal a 30-19 victory over Tulane ... It was the second longest interception return in school history ... Recorded an interception and lined up for one play at tailback, scoring on a 1-yard plunge in a 33-13 victory over Miami, marking the first time that a Syracuse player had scored touchdowns on offense and defense since Ernie Davis in 1961 ... Underwent ankle surgery, causing him to miss the Oklahoma and Virginia Tech games. **1996**

(Junior): Appeared in every game in a rotation among reserve running backs, but was an impact player on special teams … Rushed for 265 yards and three touchdowns on 61 carries (4.3 avg.) and recorded 15 special teams stops. **1995 (Sophomore):** Appeared in 10 games, including his only career offensive start, and carried 72 times for 248 yards (3.4 avg.) and five touchdowns … Missed two games and received limited playing time in two others after suffering a knee sprain vs. West Virginia. **1994 (Freshman):** Appeared in seven games as a reserve tailback … Carried seven times for 49 yards (4.5 avg.). **1993 (Redshirt):** Redshirted as a freshman.

Personal

Tebucky Shermaine Jones was born the son of Mary Ann Jones on Oct. 6, 1974 in New Britain, Conn. … He is one of five children (two brothers and two sisters) … He attended New Britain High School and starred in football, basketball and track … During his prep career, he rushed for 4,541 yards and 53 touchdowns … His 2,139 yards and 25 rushing touchdowns as a senior in 1992 earned him *USA Today* Connecticut Player of the Year honors … He also returned an interception and a kickoff for touchdowns as the team captain, while earning All-Big East, all-northeast and all-state honors … He scored over 1,000 career points on his high school basketball team and was a member of the New England championship 4x100-meter relay team … He majored in child and family studies at Syracuse. Tebucky and his wife Jannet have three children, Letesha (5/12/90), Tebucky, Jr. (12/24/92) and Malique (8/3/95).

SINGLE-GAME CAREER HIGHS

Regular Season

Tackles:	7	Buffalo (12/26/99)
Solo Tackles:	6	Buffalo (12/26/99)
Assists:	2	at Pittsburgh (12/6/98)
Sacks:	0	
Interceptions:	0	
Passes Defensed:	3	at Indianapolis (12/12/99)
Sp. Teams Tackles:	4	at Pittsburgh (12/6/98)

TEBUCKY JONES

Pos: CB **Ht:** 6-2 **Wt:** 220 **Year:** 3rd **Acq:** D1b-98 (22nd) **College:** Syracuse **Born:** 10/6/74 **Contract:** '02

Regular Season			Tackles					Interceptions			Misc.				Postseason Statistics								
Year	Team	G/S	TT	UT	A	S	Yds	No	Yds	PD	FF	FR	SpT	G/S	TT	UT	A	S	Yds	No	Yds	PD	FF
1998	Patriots	16/0	7	5	2	0	0	0	0	5	0	1	28	1/0	0	0	0	0	0	0	0	1	0
1999	Patriots	11/2	26	23	3	0	0	0	0	7	1	0	5	--	-	-	-	-	-	-	-	-	-
Totals-2 years		**27/2**	**33**	**28**	**5**	**0**	**0**	**0**	**0**	**12**	**1**	**1**	**33**	**1/0**	**0**	**0**	**0**	**0**	**0**	**0**	**0**	**1**	**0**

ANDY KATZENMOYER

LINEBACKER

6-3' ★ 255LBS ★ 2ND YEAR ★ 2ND YEAR W/PATRIOTS
OHIO STATE ★ SOCIOLOGY
ACQ: D1b-99 (28TH) ★ SIGNED THROUGH 2002
BORN: 12/2/77 ★ WESTERVILLE, OH

Career Transactions

Andy Katzenmoyer was drafted by the Patriots with their second pick in the first round (28th overall) of the 1999 NFL draft. The pick was obtained from the New York Jets along with a second-round selection in 1998 (Tony Simmons), a third-round selection in 1997 (Sedrick Shaw) and a fourth-round selection in 1997 (Damon Denson) as a part of the compensation package for Bill Parcells ... Signed a four-year contract with the Patriots on July 30, 1999.

Career Games Played/Started

Regular Season: 16/11, Postseason: 0/0

Career Highlights

★ Earned Miller Lite Player of the Game honors for his performance against the Dolphins (10/17/99) after leading the team with 12 tackles, including a pair of sacks and picking off a Dan Marino pass, which he returned 57 yards for his first career touchdown.

★ Andy was one of three rookie starters for the Patriots in the 1999 season opener (along with Damien Woody and Kevin Faulk).Three was the most by a Patriots team since 1993.

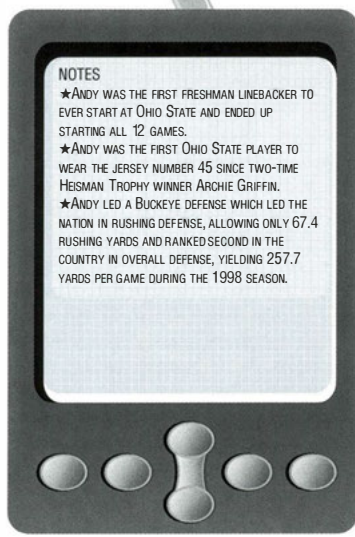

Seasonal Reviews

1999 (16/11): Played in every game as a rookie, starting the first 11 at middle linebacker for the injured Ted Johnson ... Performed admirably through his 11 starts, keeping the Patriots defense among the top-ranked units in the NFL throughout the season ... The unit finished the season ranked eighth overall, the highest by a Patriots team since 1988 ... Finished his rookie campaign ranked third on the team with 107 tackles, including 76 solo stops ... His 3.5 sacks ranked third on the team behind Willie McGinest (9) and Chris Slade (4.5) ... Returned his only interception of the season 57 yards for a touchdown - his first career touchdown. **NY Jets (9/12):** One of three rookie starters for the Patriots (along with Damien Woody and Kevin Faulk), the most in a season opener since 1993. **Indianapolis (9/19):** Registered his first of five double-digit tackle totals of the season with 10 hits in a 31-28 victory over the Colts. **N.Y. Giants (9/26):** Credited with 10 tackles for the second consecutive week and helped the Patriots to a 16-14 victory over the Giants ... Limited the Giants to just 57 yards rushing on 26 carries (2.2 avg.). **Cleveland (10/3):** Led the team with nine tackles while limiting the Browns to just 70 yards rushing ... Limited the Browns to just a touchdown in a 19-7 Patriots victory. **Kansas City (10/10):** Credited with his first career sack when he teamed up with Chad Eaton to stop Elvis Grbac for no gain ... It was one of 13 tackles on the day. **Miami (10/17):** Earned Miller Lite Player of the Game honors for his performance against the Dolphins ... Intercepted his first career pass when he stepped in front of Tony Martin and returned the Dan Marino pass 57 yards for a touchdown ... It was the first touchdown of his career and his only interception of the season ... Recorded

a season high with 12 solo stops ... His 12 tackles led the team ... He shared team-high honors with Lawyer Milloy with 12 tackles ... He was also credited with two of the team's nine sacks on Damon Huard, sharing team-high honors with Chris Slade. **Denver (10/24):** Led the team with 14 tackles, including 11 solo stops, to help the Patriots to a 24-23 victory over the two-time defending Super Bowl champion Broncos ... The victory was the first by the Patriots in over 19 years. **Dallas (12/5):** Replaced in the starting lineup by Ted Johnson ... Averaged two tackles per game over the next five games while seeing limited action in a reserve role. **Buffalo (12/26):** Registered his final sack of the season when he brought down Doug Flutie for no gain.

College

Katzenmoyer was a three-year letterman at Ohio State ... He started all 37 games during his college career ... Despite playing only three seasons at Ohio State, he finished his career ranked fifth on the school's career record list with 197 solo tackles and 18 quarterback sacks and fourth with 50 stops behind the line of scrimmage ... Followed a great tradition of Buckeye linebackers such as Ike Kelly, Randy Gradishar, Tom Cousineau, Pepper Johnson and Chris Spielman. **1998 (Junior):** Earned All-Big Ten first-team selection ... Finalist for Dick Butkus Award, given to the nation's premier linebacker, the Lombardi Award and the Maxwell Football Club's Defensive Player of the Year award ... Patrolled the field for the Buckeyes defense which led the nation by allowing only just 67.4 rushing yards per game and ranked second in the country in overall defense, yielding 257.7 yards per game ... Started all 12 games and recorded 74 tackles (60 solos), including four sacks and 14 tackles for loss ... Utilized as a blocking fullback in goal line situations ... Closed out college career with five tackles, including one sack, in 24-14 victory over Texas A&M in the Sugar Bowl. **1997 (Sophomore):** Consensus All-American first-team selection ... Won the Butkus Award and was a finalist for the Lombardi, Bronko Nagurski and Maxwell Awards ... Finished second on the squad with 97 tackles (80 solos), including two sacks for 13 yards and 13 stops for losses of 30 yards ... Intercepted a pair of passes and deflected four others ... Also forced a fumble and blocked a kick ... Recorded 11 tackles (8 solos) and returned an interception 20 yards for a touchdown in a 28-20 victory over Arizona ... The interception return for a touchdown was the second of Katzenmoyer's career, tying him with three other Buckeyes for a school record.



1996 (Freshman): All-American second-team selection by the Associated Press ... First-team All-Big Ten Conference and Freshman of the Year ... Became the first freshman linebacker to ever start at Ohio State and started all 12 games ... Finished second on the team with 85 tackles (57 solos) and added four interceptions, three forced fumbles and six passes defensed ... Led the team with 23 tackles for loss and 12 sacks, both school records for a linebacker ... Recorded at least one tackle for loss in all 12 games ... In his first game for the Buckeyes, he registered eight tackles, including three tackles for loss, and two sacks vs. Rice.

HONORS AND AWARDS

- *Pro Football Weekly* All-Rookie Team
- *College & Pro Football Newsweekly* All-Rookie Team
- *Football News* All-Rookie Team
- *Football Digest* All-Rookie Team

Personal

Andrew Warren Katzenmoyer was born the son of Warren and Dianne Katzenmoyer on Dec. 2, 1977 in Westerville, Ohio ... He was a consensus All-American selection, adding *USA Today* National Defensive Player of the Year, Ohio Mr. Football (first defensive player to ever earn that honor), All-Ohio, Associated Press Ohio Division I Player of the Year, all-state and all-league honors at Westerville (Ohio) High ... He was an all-district and all-league choice in baseball as a sophomore ... He lettered in track and field ... His father, Warren, played football at Iowa State ... He majored in sociology at Ohio State.

ANDY KATZENMOYER

Pos: LB **Ht:** 6-3 **Wt:** 255 **Year:** 2nd **Acq:** D1b-99 (28th) **College:** Ohio State **Born:** 12/2/77 **Contract:** '02

Regular Season			Tackles					Ints.		Miscellaneous					Postseason Statistics						
Year	Team	G/S	TT	UT	A	S	Yds	No	Yds	PD	FF	FR	SpT	G/S	TT	UT	A	S	Yds	Int/	Yds
1999	Patriots	16/11	107	76	31	3.5	14	1	57	1	2	0	0	--	-	-	-	-	-	-	-

KATZENMOYER'S CAREER GAME-BY-GAME

1999		Opponent	S/P	TT	UT	A	S/Yd	I/Yds	PD	FF	FR		Score
09/12	at	NY Jets	S	5	3	2	- - -	- - -	-	-	-	W	30-28
09/19		Indianapolis	S	10	8	2	- - -	- - -	-	-	-	W	31-28
09/26		NY Giants	S	10	6	4	- - -	- - -	-	-	-	W	16-14
10/03	at	Cleveland	S	9	6	3	- - -	- - -	-	-	-	W	19-7
10/10	at	Kansas City	S	13	11	2	0.5/0	- - -	-	-	--	L	14-16
10/17		Miami	S	12	12	0	2 /14	1 57	1	--		L	30-31
10/24		Denver	S	14	11	3	- - -	- - -	-	-	-	W	24-23
10/31	at	Arizona	S	3	1	2	- - -	- - -	-	-	-	W	27-3
11/15		NY Jets	S	8	4	4	- - -	- - -	-	-	-	L	17-24
11/21	at	Miami	S	8	6	2	- - -	- - -	-	-	-	L	17-27
11/28	at	Buffalo	S	5	2	3	- - -	- - -	-	-	-	L	7-17
12/05		Dallas	p	1	1	0	- - -	- - -	-	-	-	W	13-6
12/12	at	Indianapolis	p	2	0	2	- - -	- - -	-	-	-	L	15-20
12/19	at	Philadelphia	p	2	2	0	- - -	- - -	-	-	-	L	9-24
12/26		Buffalo	p	3	2	1	1 /0	- - -	-	-	-	L	ot 10-13
01/02		Baltimore	p	2	1	1	- - -	- 1	-	-		W	20-3
1999 Totals			**16/11**	**107**	**76**	**31**	**3.5/14**	**1/57**	**2**	**0**	**0**		**8-8**

MAX LANE

TACKLE/GUARD

6-6' ★ 310LBS ★ 7TH YEAR ★ 7ST YEAR W/PATRIOTS
NAVY ★ GENERAL SCIENCES
ACQ: D6b-94 (168TH) ★ SIGNED THROUGH 2002
BORN: 2/22/71 ★ NORBORNE, MO

Career Transactions

Max Lane was drafted by the Patriots with their second of two picks in the sixth round (168th player selected) of the 1994 NFL draft … The selection was acquired from Seattle as compensation for the trade of RB Jon Vaughn (8/26/93) … Signed by the Patriots (6/1/94) … Became a restricted free agent Feb. 14, 1997 and re-signed with the Patriots (6/20/97) … Re-signed with Patriots (1/16/98).

Career Games Played/Started

Regular Season: 94/65, Postseason: 7/6

Career Highlights

★In 1997, Lane was moved from right tackle to left guard and started 27 of the next 32 games.

★Lane has showed tremendous versatility during the past three seasons, starting at left guard (32 games), right tackle (5) and once at right guard. He started at three different positions during the 1999 season and was used in a regular rotation at guard.

★In 1995, Lane's first season as a starter, he helped generate 1,866 rushing yards, including an individual franchise record of 1,487 yards and 14 touchdowns by Curtis Martin.

★Lane was involved in one of the most unusual plays of the 1995 season at Kansas City (10/15) when he snared a Troy Brown fumble mid-air and rumbled 30 yards downfield to set up a touchdown.

Seasonal Reviews

1999 (16/6): Played in every game for the Patriots and saw action at four of the five offensive line positions ... Proved to be the most versatile of the team's offensive linemen ... Started six games; three at left guard, twice at right tackle and once at right guard ... Rotated with Irwin and Rucci at the guard positions throughout the season. **Indianapolis (9/19):** Started the game at left guard and was a part of the team's dramatic come-from-behind 31-28 victory over the Colts. **NY Giants (9/26):** Started at right tackle for the first time since Nov. 29, 1998 ... Replaced an injured Zefross Moss on both occasions. **Cleveland (10/3):** Made his second consecutive start at right tackle and helped power the Patriots to a season-high 451 total net yards and a 19-7 victory ... With the win, the Patriots opened the season 4-0 for the second time in three years. **Arizona (10/31):** Did not start, but saw playing time at four of the five offensive line positions in reserve duty, rotating with Heath Irwin at left guard, Todd Rucci at right guard, Zefross Moss at right tackle and filling in for two plays at left tackle after Bruce Armstrong was helped off the field with a knee injury. **Indianapolis (12/12):** Started at left guard for Irwin and helped the Patriots to 401 total net yards of offense, their third 400-yard game of the season ... Lane started all three of those games. **Philadelphia (12/19):** Named special teams co-captain for the game and started at right guard, in place of Rucci. **Baltimore (1/2/00):** Started in place of Irwin in the season finale as the Patriots defeated the Ravens, 20-3 ... In his six starts, the Patriots were 4-2.

1998 (16/11, 1/1): Lane started the first nine games of the season at left guard and filled in two games at right tackle when Zefross Moss was sidelined by a knee injury … The Patriots offensive line did not allow an opponent sack in two of the first five games and bullied the Kansas City Chiefs (10/11) defensive front, totaling 206 yards rushing and 438 net offensive yards in a 40-10 victory … The Patriots dominated the

Chiefs, setting a franchise record with 31 first downs and controlling the ball for 41:48 … Stepped in for Moss to anchor the right side of the line for two of the most dramatic victories in franchise history … Helped give Drew Bledsoe the time he needed to connect on 28 of 54 passes for 423 yards, including the game-winning 25-yard touchdown strike with just 29 seconds remaining in the game to give the Patriots a 26-23 victory over Miami (11/23) …Started again the following week vs. Buffalo (11/29) and was witness to another fantastic finish, pulling out a 25-21 victory over the Bills with no time left on the clock … He did not allow a sack in his two games at right tackle … Filled in as a reserve after Moss returned to the starting lineup at Pittsburgh (12/6) … Returned to the starting lineup at left guard for the Patriots playoff game at Jacksonville (1/3/99).

1997 (16/16, 2/2): Started every game for the Patriots for the third consecutive season … Moved from right tackle to left guard after the Patriots signed Zefross Moss as a free agent during the offseason … Started 15 games at left guard … Returned to right tackle for one game, replacing an injured Moss (back spasms) … Inserted at right tackle during the game at Minnesota (11/2) when Moss was forced to the sidelines with an injury … Started at right tackle the following week at Buffalo (11/9) … Recovered a fumble during the game … Returned to left guard at Tampa Bay (11/16), where he started the final eight games, including both playoff games … As a unit, the offensive line allowed just 30 sacks, or one for every 18.7 pass plays — which ranked fourth in the league.

1996 (16/16, 3/3): Started every game for the Patriots at right offensive tackle, including each of the Patriots playoff games … Anchored the right side of an offensive line which only allowed 30 sacks all season and just one sack for every 21.9 pass plays (sixth in the NFL) … Provided blocks for Curtis Martin, who eclipsed the 1,000-yard plateau for the second consecutive season … Enabled Martin to rush for over 100 yards in games vs. Washington (10/13) and vs. Indianapolis (11/24) … Recovered three offensive fumbles and registered three tackles on returns of Patriots turnovers.

1995 (16/16): Started every game for the Patriots at right offensive tackle in just his second NFL season … Helped power a running game which amassed 1,866 yards … Helped Martin to a franchise record-setting season with 1,487 yards rushing and 14 touchdowns … He was involved in one of the most unusual plays of the 1995 season at Kansas City (10/15) when he snared a Troy Brown fumble mid-air and rumbled 30 yards downfield to set up a Will Moore touchdown to bring the Patriots to within five points (26-31) in the final minutes of the game … The ball was caught in the air after Brown, who was lying on his back, attempted to kick the ball back to himself … The final result looked like a well-executed "hook and ladder" play.

1994 (14/0, 1/0): Played in 14 games as a rookie … Listed among the Patriots' inactives in the first two games of the season at Miami (9/4) and vs. Buffalo (9/11) … Played extensively on special teams units and was used as a tackle-eligible (tight end) in short-yardage situations throughout the season … Saw action on special teams and on short-yardage plays in the Patriots' playoff game at Cleveland (1/1/95).

College

Lane was a three-year starter at offensive tackle for Navy … Finished his career with 32 consecutive starts … Lined up as a fullback and scored on a four-yard run as the offense exploded for 465 total yards in a 31-3 victory over Colgate … Shifted from left to right offensive tackle in 1992 … Moved into the starting lineup in the second game of the 1991 season at left tackle … Spent the majority of the 1990 season on Navy's junior varsity squad.

Personal

Max Aaron Lane was born the son of Ezell and Lucille Lane on Feb. 22, 1971 in Norborne, Mo. … Selected all-state, all-conference and all-district as a tight end in his senior year at Norborne (Mo.) High … Earned all-state recognition at offensive tackle as a junior … Added all-conference and all-district honors in basketball … Lettered as an offensive tackle at the Naval Academy Prep School … He was a general sciences major at the U.S. Naval Academy … Max and his wife, Melanie, celebrated the birth of their first daughter, Alexis, on June 19, 1999.

MAX LANE'S NFL STATISTICS

Misc. Tackles — 1995 (2), 1996 (3), 1999 (1).
Fumbles Recovered — 1995 (1 - returned 30 yards), 1996 (3), 1997 (1)

ANTONIO LANGHAM

CORNERBACK

6-0' ★ 190LBS ★ 7TH YEAR ★ 1ST YEAR W/PATRIOTS
ALABAMA
ACQ: UFA-00 (CLE) ★ SIGNED THROUGH 2001
BORN: 7/31/72 ★ TOWN CREEK, AL

Career Transactions

Antonio Langham was signed by the New England Patriots on April 28, 2000 … Originally selected by Cleveland in the first round (9th overall) of the 1994 NFL draft … Signed by Browns on Aug. 4, 1994 ... Browns franchise moved to Baltimore and was renamed Ravens for 1996 season (March 11, 1996) ... Granted unconditional free agency on Feb. 13, 1998 and signed with San Francisco (3/4/98) … Selected by Cleveland (2/9/99) in the NFL expansion draft … Released by Cleveland on Feb. 9, 2000.

Career Games Played/Started

Regular Season: 74/67, Postseason: 4/2

Career Highlights

★In six NFL seasons, Langham has totaled 312 tackles (256 solos), 13 interceptions and 86 pass deflections.

★Scored his first career touchdown on 40-yard interception return against Jacksonville (11/30/97).

★In 1996, he set a career-high with five interceptions as a member of the Ravens.

★Langham established a career-high with 88 tackles (69 solos), while playing with Bill Belichick in Cleveland in 1995.

★Set a single-game career-high with 10 tackles at New England (9/3/95).

★He earned Defensive Rookie of the Year and All-Rookie Team honors with the Browns in 1994.

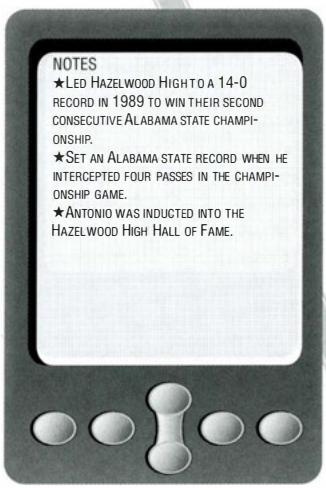

Seasonal Reviews

1999 (13/2–Cleveland): Started two of 13 games for the Browns and contributed 26 tackles (21 solos), one pass deflection and four special teams tackles ,,, Missed three weeks (Weeks 3-5) due to a thumb injury. **Pittsburgh (9/12):** Started at right cornerback and recorded a season-high seven tackles. **at Tennessee (9/19):** Replaced in the starting lineup, ending his consecutive start streak with the Browns franchise at 33 games ... Recorded three solo tackles in a reserve role. **Carolina (11/21):** Recorded a forced fumble early in the second quarter, when he tackled Panthers WR Muhsin Muhammad at the Browns 13-yard line forcing the fumble, which they recovered on their 5-yard line ... Also registered four tackles, including two solos. **San Diego (12/5):** Made his second start of the season when the Browns opened the game with five defensive backs.

1998 (11/6, 2/0–San Francisco): Started six of 11 games at cornerback for the 49ers ... Missed weeks 10-14 due to a left knee injury ... Finished the year with 34 solo tackles, one interception and eight pass deflections … Credited with four tackles, two passes deflected and an interception vs. New York Jets (9/6) … Registered two tackles and two passes deflected before leaving the game in the fourth quarter due to a thigh injury at New Orleans (10/11) … Posted two tackles and a pass deflected before leaving the game in the third quarter due to a left ankle sprain vs. Indianapolis (10/18) … Recorded four solo tackles at New England (12/20) … Appeared in both postseason games.

1997 (16/15–Baltimore): Started 15 of 16 games at cornerback and finished the season

with 51 tackles, a team-high 14 passes defensed, one sack and three interceptions, including one returned for a touchdown ... Made four tackles prior to suffering an ankle injury at the beginning of the fourth quarter against the N.Y. Giants (9/14) ... Made two tackles, broke up two passes and intercepted Stan Humphries' pass in end zone against San Diego (9/28) ... Recorded one tackle before leaving in second half (sore hamstring) at Washington (10/26) ... Posted season-high seven tackles and knocked down a pass vs. Philadelphia (11/16) ... Scored his first career touchdown on 40-yard interception return and added three tackles against Jacksonville (11/30) ... Registered three tackles, two passes defensed and intercepted his third pass of season against Tennessee (12/14) ... Credited with five tackles, including his first career sack, and forced fumble at Cincinnati (12/21).

1996 (15/14–Baltimore): Started 14 of 15 games at cornerback ... Finished with 47 tackles (39 solos) and a team-high 21 passes defensed ... Tied for the team lead with five interceptions, which ranked sixth (tie) in the AFC ... Credited with seven tackles and one forced fumble on special teams ... Returned an interception 28 yards against Oakland (9/1) ... Posted two tackles and returned another interception 26 yards against Denver (10/20) ... Did not start (hamstring), but had an interception that set up a field goal at San Francisco (11/17) ... Recorded his first multi-interception game of his career with two interceptions and four tackles at Carolina (12/15).

1995 (16/16–Cleveland): Started all 16 games for Cleveland despite strained ligaments in both thumbs ... Posted a career-high 88 tackles (69 solos), along with two interceptions and 13 passes deflected ... Added five special teams tackles ... Registered a career-high 10 tackles (7 solos) at New England (9/3) ... Credited with eight tackles, one for loss, and one pass defensed against Tampa Bay (9/10) ... Had eight tackles and one pass deflection against Kansas City (9/24) ... Posted seven tackles and one interception vs. Jacksonville (10/22) ... Made four tackles, broke up one pass and recorded second interception against Houston (11/5) ... Registered three tackles before suffering bruised shoulder at Minnesota (12/9).

1994 (16/16; 2/2–Cleveland): Started every game as a rookie and earned Defensive Rookie of the Year honors by the NFLPA and *Football Digest* ... Earned All-Rookie Team honors from *Pro Football Weekly, Football News* and *College and Pro Football News Weekly* ... Credited with 66 tackles, two interceptions, one forced fumble and a career-high 29 passes defensed ... Recorded game-clinching interception in the end zone with 1:18 left to preserve 28-20 win over Cincinnati (9/4) ... Recorded second interception of career against Arizona (9/18) ... Awarded a game ball after posting five tackles, one forced fumble and four passes deflected against Dallas (12/10) ... Recorded 10 tackles, (7 solos) and deflected a pass in an AFC Wild Card victory over New England (1/1/95) ... Posted two tackles before injuring his shoulder in the AFC divisional playoff game at Pittsburgh (1/7/95).

College

Three-year starter at left cornerback for Alabama ... Established school records with 19 interceptions, including three that he returned for touchdowns ... Added two touchdowns on blocked punt returns ... Earned Jim Thorpe Award as nation's top defensive back as a senior in 1993 ... Earned first-team All-American and All-SEC honors as a senior ... A first-team All-American by *College and Pro Football Newsweekly* and third-team choice by Associated Press as a junior ... Scored on a 27-yard interception return to beat Florida, 28-21, in the conference's inaugural SEC Championship game in 1993 ... Helped Crimson Tide defeat Miami to claim the National Championship in 1992.

SINGLE-GAME CAREER HIGHS

Tackles:	10	at New England 9/3/95
Sacks:	1	at Cincinnati 12/21/97
Interceptions:	2	at Carolina 12/15/96
Interception Return Yards:	40t	at Jacksonville 11/30/97
Passes Broken Up:	4	at Dallas 12/10/94

Personal

Collie Antonio Langham was born in Town Creek, Ala. on July 31, 1972 ... Led Hazelwood High in Town Creek, Ala. to back-to-back state championships ... Recorded 15 interceptions ... Set state record with four interceptions in state title game ... Rushed for 585 yards, an average of 8.6 yards per carry, and 11 touchdowns as a senior ... Led Hazelwood to 14-0 record in 1989 ... Recently inducted into Hazelwood Hall of Fame ... Wore jersey number 43 in college and made switch from 38 in Baltimore to 43 in San Francisco.

ANTONIO LANGHAM

Pos: CB **Ht:** 6-0 **Wt:** 190 **Year:** 7th **Acq:** UFA-00 (CLE) **College:** Alabama **Born:** 7/31/72 **Contract:** '01

Regular Season			Tackles					Interceptions					Miscellaneous					Scoring		
Year	Team	G/S	TT	UT	A	S	Yds	No	Yds	Avg	Lg	TD	PD	FF	FR	Yds	SpT	Sfty	TD	Pts
1994	Browns	16/16	66	52	14	0	0	2	2	1.0	-	0	29	0	0	0	0	0	0	0
1995	Browns	16/16	88	69	19	0	0	2	29	14.5	-	0	13	0	0	0	5	0	0	0
1996	Ravens	15/14	47	39	8	0	0	5	59	11.8	-	0	21	0	0	0	7	0	0	0
1997	Ravens	16/15	51	41	10	1	0	3	40	13.3	-	1	14	0	0	0	0	0	1	6
1998	49ers	11/6	34	34	0	0	0	1	0	0.0	0	0	8	0	0	0	1	0	0	0
1999	Browns	13/2	26	21	5	0	0	0	0	0.0	0	0	1	0	1	-	4	0	0	0
Totals-6 years		**87/69**	**312**	**256**	**56**	**1**	**0**	**13**	**130**	**10.0**	**-**	**1**	**86**	**0**	**1**	**-**	**17**	**0**	**0**	**0**

Postseason			Tackles					Interceptions					Miscellaneous					Scoring		
Year	Team	G/S	TT	UT	A	S	Yds	No	Yds	Avg	Lg	TD	PD	FF	FR	Yds	SpT	Sfty	TD	Pts
1994	Browns	2/2	12	8	4	0	0	0	0	0	0	0	1	0	0	0	0	0	0	0
1998	49ers	2/0	1	0	1	0	0	0	0	0	0	0	0	0	0	0	0	0	0	0
Totals-2 Years		**4/2**	13	8	5	0	0	0	0	0	0	0	1	0	0	0	0	0	0	0

Additional Statistics: Touchdowns—1996 (2; 46-yard interception return, fumble recovery)

LANGHAM'S CAREER GAME-BY-GAME

1994	Opponent	G	TT	UT	A	S/Yds	I/Yds	PO	FF	FR	W/L	Score
9/4	at Cincinnati	S	5	5	0	- -	1	0 na		-	W	28-20
9/11	Pittsburgh	S	4	3	1	- - -	-	na		-	L	10-17
9/18	Arizona	S	6	3	3	- -	1	2 na		-	W	32-0
9/25	at Indianapolis	S	4	4	0	- - -	-	na		-	W	21-14
10/2	New York Jets	S	7	5	2	- - -	-	na		-	W	27-7
10/13	at Houston	S	2	2	0	- - -	-	na		-	W	11-8
10/23	Cincinnati	S	8	6	2	- - -	-	na		-	W	37-13
10/30	at Denver	S	5	5	0	- - -	-	na		-	L	14-26
11/6	New England	S	0	0	0	- - -	-	na		-	W	13-6
11/13	at Philadelphia	S	4	3	1	- - -	-	na		-	W	26-7
11/20	at Kansas City	S	6	4	2	- - -	-	na		-	L	13-20
11/27	Houston	S	0	0	0	- - -	-	na		-	W	34-10
12/4	NY Giants	S	2	2	0	- - -	-	na		-	L	13-16
12/10	at Dallas	S	5	5	0	- - -	-	na		-	W	19-14
12/18	at Pittsburgh	S	2	1	1	- - -	-	na		-	L	7-17
12/24	Seattle	S	6	4	2	- - -	-	na		-	W	35-9
1994 Totals		**16/16**	**66**	**52**	**14**	**0 0**	**2**	**2 0**	**0**	**0**		**11-5**
1/1	New England	S	na	na	na	- - -	-	na		- -	W	20-13
1/7	at Pittsburgh	S	na	na	na	- - -	-	na		- -	L	9-29
1994 Totals		**2/2**	**12**	**8**	**4**	**0 0**	**0**	**0 1**	**0**	**0**		**1-1**

1995	Opponent	S/P	TT	UT	A	S	Y	I	YPO	FF	FR	W/L	Score
9/3	at New England	S	10	7	3	- - -			- na	-	-	L	14-17
9/10	Tampa Bay	S	8	8	0	- - -			- na	-	-	W	22-6
9/17	at Houston	S	5	5	0	- - -			- na	-	-	W	14-7
9/24	Kansas City	S	8	6	2	- - -			- na	-	-	W	35-17
10/2	Buffalo	S	6	5	1	- - -			- na	-	-	L	19-22
10/8	at Detroit	S	8	6	2	- - -			- na	-	-	L	20-38
10/22	Jacksonville	S	7	4	3	- -	1	0	na	-	-	L	15-23
10/29	at Cincinnati	S	6	5	1	- - -			- na	-	-	W	29-26
11/5	Houston	S	4	4	0	- -	1	29	na	-	-	L	10-37
11/13	at Pittsburgh	S	7	3	4	- - -			- na	-	-	L	3-20
11/19	Green Bay	S	4	4	0	- - -			- na	-	-	L	20-31
11/26	Pittsburgh	S	2	2	0	- - -			- na	-	-	L	17-20
12/3	at San Diego	S	3	2	1	- - -			- na	-	-	L	13-31
12/9	at Minnesota	S	3	3	0	- - -			- na	-	-	L	11-27
12/17	Cincinnati	S	4	4	0	- - -			- na	-	-	W	26-10
12/25	at Jacksonville	S	3	1	2	- - -			- na	-	-	L	21-24
1995 Totals		**16/16**	**88**	**69**	**19**	**0 0**	**2**	**29**	**0**	**0**	**0**		**5-11**

LANGHAM'S CAREER GAME-BY-GAME

1996	Opponent	S/P	TT	UT	A	S	Y	I	YPD	FF	FR	W/L	Score
9/1	Oakland	S	1	0	1	-	-	1	28 na	-	-	W	19-14
9/8	at Pittsburgh	S	1	1	0	-	-	-	- na	-	-	L	17-31
9/15	at Houston	S	5	5	0	-	-	-	- na	-	-	L	13-29
9/29	New Orleans	S	3	1	2	-	-	-	- na	-	-	W	17-10
10/6	New England	S	6	4	2	-	-	-	- na	-	-	L	38-46
10/13	at Indianapolis	S	1	1	0	-	-	-	- na	-	-	L	21-26
10/20	at Denver	S	2	2	0	-	-	1	26 na	1	-	L	34-35
10/27	St. Louis	S	4	3	1	-	-	-	- na	-	-	W	37-31
11/3	Cincinnati	S	4	4	0	-	-	-	- na	-	-	L	21-24
11/10	at Jacksonville				Did Not Play							L	27-30
11/17	at San Francisco	P	0	0	0	-	-	1	0 na	-	-	L	20-38
11/24	Jacksonville	S	4	4	0	-	-	-	- na	-	-	L	25-28
12/1	Pittsburgh	S	4	4	0	-	-	-	- na	-	-	W	31-17
12/8	at Cincinnati	S	4	4	0	-	-	-	- na	-	-	L	14-21
12/15	at Carolina	S	4	3	1	-	-	2	5 na	-	-	L	16-27
12/22	Houston	S	4	3	1	-	-	-	- na	-	-	L	21-24
1996 Totals		**15/14**	**47**	**39**	**8**	**0**	**0**	**5**	**59 21**	**1**	**0**		**4-12**

1997	Opponent	S/P	TT	UT	A	S	Y	I	YPD	FF	FR	W/L	Score
8/31	Jacksonville	S	4	3	1	-	-	-	- na	-	-	L	6-13
9/7	Cincinnati	S	3	2	1	-	-	-	- na	-	-	W	15-12
9/14	at NY Giants	S	4	3	1	-	-	-	- na	-	-	W	33-7
9/21	at Tennessee	S	1	1	0	-	-	-	- na	-	-	W	34-7
9/29	at San Diego	S	2	2	0	-	-	1	0 2	-	-	W	34-21
10/12	Pittsburgh	S	2	2	0	-	-	-	- na	-	-	W	30-10
12/19	Miami	S	6	2	4	-	-	-	- na	-	-	W	35-28
10/26	at Washington	S	1	1	0	-	-	-	- na	-	-	W	23-0
11/2	at New York Jets	P	3	3	0	-	-	-	- na	-	-	W	17-10
11/10	at Pittsburgh	S	3	3	0	-	-	-	- na	-	-	W	24-12
11/16	Philadelphia	S	7	6	1	-	-	-	- 1	-	-	W	27-19
11/23	Arizona	S	1	1	0	-	-	-	- na	-	-	W	17-10
11/30	at Jacksonville	S	3	3	0	-	-	1	40 na	-	-	L	9-44
12/7	Seattle	S	3	2	1	-	-	-	- na	-	-	W	28-17
12/15	Tennessee	S	3	3	0	-	-	1	0 2	-	-	W	34-17
12/21	at Cincinnati	S	5	4	1	1	0	-	- na	1	-	L	9-38
1997 Totals		**16/15**	**51**	**41**	**10**	**1**	**0**	**3**	**40 14**	**1**	**0**		**13-3**

1998	Opponent	S/P	TT	UT	A	S	Y	I	YPD	FF	FR	W/L	Score
9/6	NY Jets	S	4	3	1	-	-	1	0 2	-	-	W	36-30
9/14	at Washington	S	4	4	0	-	-	-	- 0	-	-	W	45-10
9/27	Atlanta	S	6	6	0	-	-	-	- 1	-	-	W	31-20
10/4	at Buffalo	S	6	6	0	-	-	-	- 0	-	-	L	21-26
10/11	at New Orleans	S	2	1	1	-	-	-	- 2	-	-	W	31-0
10/18	Indianapolis	S	2	1	1	-	-	-	- 2	-	-	W	34-31
10/25	at St. Louis	P	0	0	0	-	-	-	- 0	-	-	W	28-10
11/1	at Green Bay	P	0	0	0	-	-	-	- 1	-	-	L	22-36
11/8	Carolina				Inactive							W	25-23
11/15	at Atlanta				Inactive							L	19-31
11/22	New Orleans				Inactive							W	31-20
11/30	NY Giants				Inactive							W	31-7
12/6	at Carolina				Inactive							W	31-28
12/14	Detroit	P	5	4	1	-	-	-	- -	-	-	W	35-13
12/20	at New England	P	4	4	0	-	-	-	- -	-	-	L	21-24
12/27	St. Louis	P	0	0	0	-	-	-	- -	-	-	W	38-19
1998 Totals		**11/6**	**33**	**29**	**4**	**0**	**0**	**1**	**0 8**	**0**	**0**		**12-4**
1/3	Green Bay	P	na	-	na	-	-	-	- -	-	-	W	30-27
1/9	at Atlanta	P	na	-	na	-	-	-	- -	-	-	L	18-20
1998 Totals		**2/0**	**1**	**0**	**1**	**0**	**0**	**0**	**0 0**	**0**	**0**		**1-1**

1999	Opponent	S/P	TT	UT	A	S/Yd	I/Yds	PD	FF	FR	W/L	Score
9/12	Pittsburgh	S	7	7	0	- - -	-	-	-	-	L	0-43
9/19	at Tennessee	P	3	3	0	- - -	-	-	-	-	L	9-26
9/26	at Baltimore				Inactive						L	10-17
10/3	New England				Inactive						L	7-19
10/10	Cincinnati				Inactive						L	17-18
10/17	at Jacksonville	P	0	0	0	- - -	-	-	-	-	L	7-24
10/24	at St. Louis	P	2	1	1	- - -	-	-	-	-	L	3-34
10/31	at New Orleans	P	1	0	1	- - -	-	-	-	-	W	21-16
11/7	Baltimore	P	0	0	0	- - -	-	-	-	-	L	9-41
11/14	at Pittsburgh	P	0	0	0	- - -	-	-	-	-	W	16-15
11/21	Carolina	P	4	2	2	- - -	-	-	1	-	L	17-31
11/28	Tennessee	P	0	0	0	- - -	-	-	-	-	L	21-33
12/5	at San Diego	S	5	5	0	- - -	-	-	-	-	L	10-23
12/12	at Cincinnati	P	1	1	0	- - -	-	-	-	-	L	28-44
12/19	Jacksonville	P	1	1	0	- - -	-	-	-	-	L	14-24
12/26	Indianapolis	P	2	1	1	- - -	-	1	-	-	L	28-29
1999 Totals		**13/2**	**26**	**21**	**5**	**0**	**0**	**1**	**0 1**	**1**	**0**		**2-14**

TY LAW

CORNERBACK

5-11' ★ 200LBS ★ 6TH YEAR ★ 6TH YEAR W/PATRIOTS
MICHIGAN ★ SPORTS MANAGEMENT/COMMUNICATIONS
ACQ: D1-95 (23RD) ★ SIGNED THROUGH 2005
BORN: 2/10/74 ★ ALIQUIPPA, PA

PRO BOWL '98

Career Transactions

Ty Law was drafted by the Patriots in the first round (23rd overall) of the 1995 NFL draft ... Signed by the Patriots (7/20/95) ... Signed a seven-year contract extension on Aug. 20, 1999 ... Placed on injured reserve on Dec. 29, 1999 with a broken hand.

Career Games Played/Started

Regular Season: 72/64, Postseason: 6/6

Career Highlights

★Enters the 2000 season ranked 10th on the Patriots all-time interception list with 20 career picks.

★Intercepted a Damon Huard pass (10/17/99) and returned it 27 yards for a touchdown. It was the third interception returned for touchdown of his career, which is a new franchise record

★Law enjoyed a breakthrough season in 1998, earning a start in his first Pro Bowl after leading the league in interceptions with nine. It was the first time a Patriot had ever led the league in interceptions.

★At the Pro Bowl, Law intercepted a pass and returned it 67 yards for a touchdown and became the first defensive back to be voted co-MVP of the game in nine years.

★Returned a Peyton Manning interception 59 yards for a touchdown (9/13/98). It was his second interception returned for touchdown. He is just the sixth player in franchise history to return more than one interception for a touchdown.

NOTES
★TY'S CHILDHOOD IDOL WAS HIS COUSIN, FORMER UNIVERSITY OF PITTSBURGH AND DALLAS COWBOY STAR TONY DORSETT. HE GREW UP AS TEAMMATES WITH ANTHONY DORSETT (TENNESSEE OILERS).
★TY PLAYED HIGH SCHOOL BALL WITH SEAN GILBERT (CAROLINA).
★TY PLAYED TAILBACK, CORNERBACK, SAFETY, WIDE RECEIVER AND RETURNED KICKS TO HELP LEAD ALIQUIPPA TO THE CLASS AA STATE TITLE AS A SENIOR.
★TY WOULD LIKE TO OPEN A YOUTH CENTER IN ALIQUIPPA AFTER HIS PLAYING CAREER.

★Set a career-high with 77 tackles (69 solos) in 1997.

★Returned an interception 38 yards for a touchdown against the Jets (12/8/96). It was his first career touchdown and earned him his first Miller Lite Player of the Game honors.

★Repeated as Miller Lite Player of the Game the following week at Dallas (12/15/96) when he posted seven solo hits and intercepted a pair of Troy Aikman passes in a 12-6 loss. He prevented two touchdowns in that game, by deflecting a pass out of the arms of Michael Irvin in the end zone and intercepting a pass in the end zone.

★Recorded a career-high 12 tackles, including 10 solos and batted down two passes at Indianapolis (10/20/96).

★Made his NFL starting debut as a nickel back to defend against Atlanta's "Red Gun" offense (10/1/95) and was credited with four defensive stops.

★Closed out his rookie campaign with a season-high eight solo stops, including his first career sack at Indianapolis (12/23/95) when he hit Jim Harbaugh on a corner-blitz late in the first quarter.

Seasonal Reviews

1999 (13/13): Voted 1999 defensive co-captain by his teammates prior to the start of the season ... Captained a defensive unit that finished eighth overall, seventh against the pass ... It was the highest rated finish by a Patriots defensive unit since 1988 ... Started the first 13 games of the season at left cornerback ... Broke a bone in his right hand vs. Dallas (12/5), yet started the following week at

Indianapolis (12/12) ... Finished the season ranked eighth overall with 64 total tackles and two interceptions ... Led the team with 19 passes defensed ... Forced two fumbles and recovered another ... Placed on injured reserve on Dec. 29. **NY Jets (9/12):** Matched up against Keyshawn Johnson in the season opener and was credited with five tackles and three passes defensed. **Indianapolis (9/19):** Made six tackles and added a pair of passes defensed ... Forced a Marcus Pollard fumble in the fourth quarter, which he recovered at the Patriots 42 yard line ... The turnover led to a Patriots touchdown, aiding in the comeback effort by the Patriots, who scored 24 unanswered points to claim a 31-28 victory over the Colts. **Miami (10/17):** Intercepted his first pass of the season, the 19th of his career, and returned it for a touchdown ... It was the third interception returned for touchdown of his career, which is a new franchise record ... His 19 career interceptions moved him ahead of Ron Bolton into sole possession of 10th place in franchise history ... Finished the game with 10 tackles, his high for the season, which included an assist on a sack ... Also had a season-high four passes defensed. **Arizona (10/31):** Named defensive co-captain for the game ... Led the team with seven solo tackles ... Intercepted a pass, tipped by Ferric Collons at the line of scrimmage ... It was his second interception of the season, the 20th of his career ... Limited the Cardinals to a defensive best 90 net yards passing and just 166 total net yards in a 27-3 pounding of the Cardinals. **Miami (11/21):** Forced a Rob Konrad fumble late in the second quarter to end a Dolphin scoring threat ... It was his second forced fumble of the season. **Dallas (12/5):** Broke a bone in his hand late in the fourth quarter in a 13-6 victory over the Cowboys ... It was the first victory in the series in Patriots franchise history ... Still had six tackles in the game. **Indianapolis (12/12):** Started despite the fractured bone in his hand, opting to play with a soft cast providing the protection ... Played the entire game and was credited with five solo tackles ... Had surgery to set pins in his hand and was listed among the Patriots inactives the next two games before being placed on injured reserve for the season.

PATRIOTS INTERCEPTION LEADERS

PATRIOTS ALL-TIME INTERCEPTION LEADERS

Rk	Player	Years	No	Yds	Avg	Lg	TD
1.	Raymond Clayborn	1977-89	36	555	15.4	85	1
2.	Ron Hall	1961-67	29	476	16.4	87	1
3.	Roland James	1980-90	29	383	13.2	46	0
4.	Fred Marion	1982-91	29	457	15.8	83	1
5.	Mike Haynes	1976-82	28	393	14.0	50	1
6.	Maurice Hurst	1989-95	27	263	9.4	36	1
7.	Nick Buoniconti	1962-68	24	223	9.3	41	0
8.	Ronnie Lippett	1984-91	24	420	17.5	73	2
9.	Don Webb	1961-70	21	366	17.4	59	2
10.	**Ty Law**	**1995-99**	**20**	**315**	**15.8**	**59t**	**3**

SINGLE-SEASON INTERCEPTION LEADERS

Rk	Player	Year	No	Yds	Avg	TD
1.	Ron Hall	1964	11	148	13.5	0
2.	**Ty Law**	**1998**	**9**	**133**	**14.8**	**1**
3.	Bob Suci	1963	8	277	34.6	2
4.	Mike Haynes	1976	8	90	11.2	0
5.	Ronnie Lippett	1986	8	76	9.5	0

1998 (16/16, 1/1): Law had a breakthrough season and was arguably the best cornerback in the league in 1998 ... Was one of just seven players to start every game for the Patriots in 1998, drawing the assignment of covering the opponent's best receiver on most plays ... He led the league with nine interceptions and was voted to his first Pro Bowl as an AFC starter ... Became the first Patriot to ever lead the league in interceptions and was the first Patriots cornerback voted to the Pro Bowl since Raymond Clayborn in 1986 ... At the Pro Bowl, he intercepted a pass and returned it for a touchdown and was voted co-MVP of the game ... It was the first time a defensive back had won the award in nine years ... Earned Associated Press first-team All-Pro honors, along with Deion Sanders ... Named to *Sports Illustrated's, USA Today's, The Sporting News', Football Digest's* and *College and Pro Football Weekly's* All-Pro Teams and was selected to the All-NFL Team by *Pro Football Weekly* ... *Football News* named him to their All-AFC team along with teammate Lawyer Milloy ... He was named the NFL Alumni Defensive Back of the Year, as voted on by NFL alumni who played that position ... His nine interceptions ranked second among the Patriots all-time single-season interception leaders (Ron Hall, 11, 1964) and gave him 18 for his career, moving Law into the Patriots top

10 among all-time interception leaders ... The only player in the 1990s to record more interceptions than Law was Chicago's Mark Carrier, who had 10 interceptions in 1990 ... In addition to his nine picks, Law was also credited with a team-high 33 passes defensed ... His 33 passes defensed were three times his previous high of 11 (1997) and three more than his career total (30) entering the 1998 season ... Law drew the weekly assignment of covering the opponent's top receiver and typically blanketed them for the game ... In the home opener vs. Indianapolis (9/13), Law caught just as many Peyton Manning passes as Colts receiver Marvin Harrison – two ... Law finished the game with five tackles and two interceptions, one that he returned 59 yards for a touchdown ... He was selected the Patriots Miller Lite Player of the Game ... It was just the second interception returned for a touchdown in his four-year career ... The following week, he made seven tackles and stopped an Oilers scoring threat when he intercepted a pass in the end zone, his third interception of the season, and returned it 18 yards, securing a 27-16 victory over Tennessee (9/20) ... Limited Yancey Thigpen to just three receptions for 21 yards in the game ... Intercepted his fourth pass in three games when he picked off a Danny Wuerffel attempt at New Orleans (10/4) ... His four interceptions for the season marked a new personal best, in just the fourth week of the season ... Registered eight solo tackles and added a Dan Marino ball to his collection, which led to a Patriots field goal at Miami (10/25) ... Picked off another pair of passes, which were converted into a field goal and a touchdown, and was credited with six passes defensed in a loss to Atlanta (11/8) to earn his second Patriots Miller Lite Player of the Game honors of the season ... Recorded a team-high and a personal season-high nine tackles and grabbed his eighth interception of the season in a 23-9 victory over his hometown Pittsburgh Steelers ...He recovered a Jerry Rice fumble and intercepted a Steve Young pass, his ninth and final interception of the season, which he returned 30 yards to help the Patriots pull off a late-season 24-21 upset victory over the 49ers (12/20) ... Earned his third Patriots Miller Lite Player of the Game honors in the season finale at New York (12/27) when he recorded five tackles and four passes defensed vs. the Jets.

1998 HONORS & AWARDS

AFC-NFC Pro Bowl Co-MVP
AFC Pro Bowl Starter
Associated Press All-Pro
NFL Alumni Association Defensive Back of the Year
Sports Illustrated All-Pro Team
Pro Football Weekly All-NFL Team
Pro Football Weekly All-AFC Team
College & Pro Football Weekly All-Pro
The Sporting News All-Pro Team
Football News All-AFC Team
Football Digest All-Pro Team
USA Today All-Pro Team
Patriots Miller Lite Player of the Game:
vs. Indianapolis (9/13/98)
vs. Atlanta (11/8/98)
at NY Jets (12/27/98)

1997 (16/16, 2/2): Law started every game at left cornerback for the Patriots, including both playoff games, and totaled 77 tackles (69 solos) - seventh on the team ... His 77 tackles and 69 solo stops represented career-highs for the third-year corner ... Intercepted three passes, which he returned for 70 yards, knocked down 11 passes and recovered one fumble ... Led the team with nine tackles, including eight solo stops, at Indianapolis (9/7) ... Recovered his first career fumble vs. the Jets (9/14) and was credited with four solo stops ... Made seven tackles and intercepted his first pass of the season vs. Chicago (9/21) — the seventh of his career ... He returned the interception 30 yards ... Batted down three passes and totaled three tackles at Denver (10/6) ... Intercepted his second pass of the season vs. Buffalo (10/12) and returned it 40 yards - a career-long ... Posted five tackles in each of the next three games, including five solo stops after being named the defensive captain vs. Green Bay (10/27) ... Shared in a sack with Todd Collins at Minnesota (11/2), his only sack of the year ... Intercepted his third and final pass of the season at Buffalo (11/9), ninth of his career ... Made seven solo tackles vs. Indianapolis (11/30), followed with nine solo stops at Jacksonville (12/7) and eight tackles vs. Pittsburgh (12/13) ... Added six

tackles during the postseason, including four solo stops and a pass defensed at Pittsburgh (1/3/98).

1996 (13/12, 3/3): Started the first nine games of the season at left cornerback ... Missed three games; at New York (11/10), vs. Denver (11/17) and vs. Indianapolis (11/24) due to a knee sprain ... Returned to the starting lineup at left corner for the final six games, including the three playoff games ... Compiled a career-high and ranked seventh on the team with 62 tackles, despite missing four starts due to a knee injury ... Finished second on the team with three interceptions and 10 passes defensed ... His 56 solo tackles ranked third behind Ted Johnson (87) and Willie Clay (73) ... Finished ninth on the team with 10 defensive tackles in the postseason ... Made five solo stops in the season opener at Miami (9/1) ... Totaled six hits and deflected a pass the following week at Buffalo (9/8) ... Finished second on the team with seven solo stops vs. Washington (10/13) ... Recorded a career-high with 12 tackles, including 10 solos and batted down two passes at Indianapolis (10/20) ... Sprained his knee vs. Miami (11/3) and was sidelined for the next three games ... Returned to action as a reserve at San Diego (12/1) and made one defensive stop ... Returned to the starting lineup at left corner vs. the Jets (12/8) and grabbed his first interception of the season, which he returned 38 yards for a touchdown ... It was the first touchdown of his professional career and earned him his first Miller Lite Player of the Game honors ... Repeated as Miller Lite Player of the Game the following week at Dallas (12/15) when he posted seven solo hits and intercepted a pair of Aikman passes in a 12-6 loss ... Prevented two touchdowns in the game by deflecting a pass out of the arms of Irvin and intercepting another pass in the end zone ... Closed out the regular season with seven solo stops at the Giants (12/21) ... Provided 10 tackles in three postseason games, including three hits in Super Bowl XXXI vs. Green Bay (1/26/97).

1995 (14/7): Started seven of 14 games as a rookie, missing just two games vs. Buffalo (10/23) and Carolina (10/30) due to a hip flexor injury ... He finished the year ranked 10th in total tackles with 47 (40 solos), including his first career sack ... He was credited with nine passes defensed, including three interceptions for 47 yards ... He saw action on special teams early in the season and contributed one solo tackle for the Patriots' coverage units ... Played in each of the first three games, seeing action in nickel and dime pass coverages ... Recorded five solo tackles at San Francisco (9/17) ... Made his NFL starting debut as a nickel back to defend against Atlanta's "Red Gun" offense (10/1) and was credited with four defensive stops ... Replaced Maurice Hurst (calf injury) to make his NFL starting debut at right cornerback at Kansas City (10/15) ... He missed the next two games due to a hip flexor injury and was listed among the Patriots inactives ... He earned the starting position at right corner late in the season ... Made his first of five consecutive starts in a 35-25 victory at Buffalo (11/26) and recorded his first NFL interception on a Jim Kelly pass ... Picked off his

second pass of the season the following week vs. New Orleans (12/3) and returned it 38 yards, the second-longest interception return of the season for the Patriots ... Extended his interception streak to three games the following week and provided eight defensive stops in a 31-28 victory over the New York Jets (12/10) ... Closed out his rookie campaign with a season-high eight solo stops, including his first career sack at Indianapolis (12/23) when he hit Jim Harbaugh on a corner-blitz late in the first quarter.

College

Law declared himself eligible for the 1995 NFL draft after lettering three years at Michigan (1992-94) ... He earned first-team All-American honors from Walter Camp as a senior and was a two-time unanimous All-Big Ten Conference selection ... Finished his collegiate career with 154 total tackles (120 solos) and 17 passes defensed, including six interceptions ... Totaled 58 tackles (45 solos) and batted away eight passes, including two interceptions in his final season at Michigan ... He earned first-team Sophomore All-American honors in 1993 after leading the team with six interceptions and finishing fourth on the team with 57 tackles (47 solos) and a tackle for loss ... His top game was a two interception effort, including one in the end zone and the other at the five-yard line, to kill a pair of touchdown drives in a 28-0 shutout of Ohio State, earning National Player of the Week honors from *The Sporting News* and *Sports Illustrated* and Big Ten Conference Defensive Player of the Week accolades ... Played in every game as a true freshman, starting the team's final six contests at weakside cornerback and finished the year with 49 tackles.

Personal

Tajuan Law was born the son of Raymond and Diane Law on Feb. 10, 1974 in Aliquippa, Pa. ... He attended Aliquippa (Pa.) High and earned All-American first-team honors by *Parade* and *Tom Lemming's Prep Football Report* ... Played tailback, cornerback, safety, wide receiver and return specialist to help lead the team to the Class AA state title as a senior ... Averaged 22.1 yards on 23 receptions, 10.1 yards on 45 rushes, 21.1 yards per punt return, recorded 71 tackles and picked off eight passes as a senior ... He was a two-time team MVP ... Also earned MVP honors in basketball... Ty celebrated the birth of a daughter, Tya, during the off-season.

SINGLE-GAME CAREER HIGHS

Regular Season

Total Tackles:	12	at Indianapolis (10/20/96)
Solo Tackles:	10	at Indianapolis (10/20/96)
Sacks:	1	at Indianapolis (12/23/95)
Interceptions:	2	vs. Atlanta (11/8/98)
		vs. Indianapolis (9/13/98)
		at Dallas (12/15/96)
Longest Return:	59t	vs. Indianapolis (9/13/98)
PDs:	6	vs. Atlanta (11/8/98)

Postseason

Total Tackles:	4	at Pittsburgh (1/3/98)
		vs. Jacksonville (1/12/97)
Solo Tackles:	4	at Pittsburgh (1/3/98)
Sacks:	0	
Interceptions:	0	

TY LAW

Pos: CB **Ht:** 5-11 **Wt:** 200 **Year:** 6th **Acq:** D1-95 (23rd) **College:** Michigan **Born:** 2/10/74 **Contract:** '05

Regular Season			Tackles					Interceptions					Miscellaneous						Fumbles	
Year	Team	G/S	TT	UT	A	S	Yds	No	Yds	Avg	Lg	TD	PD	FF	FR	Yds	TD	SpT	Fum	Lost
1995	Patriots	14/7	47	40	7	1.0	6.0	3	47	15.7	38	0	9	0	0	0	0	1	0	0
1996	Patriots	13/12	62	56	6	0	0.0	3	45	15.0	38t	1	10	0	0	0	0	0	0	0
1997	Patriots	16/16	77	69	8	0.5	2.5	3	70	23.3	40	0	11	0	1	0	0	0	1	0
1998	Patriots	16/16	75	60	15	0	0.0	9	133	14.8	59t	1	37	0	1	17	0	0	0	0
1999	Patriots	13/13	64	55	9	0.5	6.5	2	20	10.0	27t	1	19	2	1	0	0	0	1	0
Totals-5 Years		**72/64**	**325**	**280**	**45**	**2.0**	**15**	**20**	**315**	**15.8**	**59t**	**3**	**86**	**2**	**3**	**17**	**0**	**1**	**2**	**0**

Postseason			Tackles					Interceptions					Miscellaneous						Fumbles	
Year	Team	G/S	TT	UT	A	S	Yds	No	Yds	Avg	Lg	TD	PD	FF	FR	Yds	TD	SpT	Fum	Lost
1996	Patriots	3/3	10	7	3	0	0	0	0	0.0	0	0	1	0	0	0	0	0	0	0
1997	Patriots	2/2	6	6	0	0	0	0	0	0.0	0	0	1	0	0	0	0	0	0	0
1998	Patriots	1/1	3	2	1	0	0	0	0	0.0	0	0	1	0	0	0	0	0	0	0
Totals-3 Years		**6/6**	**19**	**15**	**4**	**0**	**0**	**0**	**0**	**0.0**	**0**	**0**	**3**	**0**	**0**	**0**	**0**	**0**	**0**	**0**

LAW'S CAREER GAME-BY-GAME

1995	Opponent	G	TT	UT	A	S/Yds	I/Yds	PD	FF	FR	W/L	Score
09/03	Cleveland	p	2	2	0	- -	- -	- -	-	- -	W	17-14
09/10	Miami	p	1	0	1	- -	- -	- -	-	- -	L	3-20
09/17	at San Francisco	p	5	5	0	- -	- -	- -	-	- -	L	3-28
10/01	at Atlanta	S	4	3	1	- -	- -	-	2	- -	L	17-30
10/08	Denver	p	0	0	0	- -	- -	-	2	- -	L	3-37
10/15	at Kansas City	S	5	5	0	- -	- -	-	1	- -	L	26-31
10/23	Buffalo					inactive					W	27-14
10/29	Carolina*					inactive					L	17-20
11/05	at N.Y. Jets	p	0	0	0	- -	- -	-	1	- -	W	20- 7
11/12	at Miami	p	1	1	0	- -	- -	- -	-	- -	W	34-17
11/19	Indianapolis	p	0	0	0	- -	- -	- -	-	- -	L	10-24
11/26	at Buffalo	S	6	4	2	- -	1	9	1	- -	W	35-25
12/03	New Orleans	S	3	2	1	- -	1	38	1	- -	L	17-31
12/10	N.Y. Jets	S	8	6	2	- -	1	0	1	- -	W	31-28
12/16	at Pittsburgh	S	4	4	0	- -	- -	- -	-	- -	L	27-41
12/23	at Indianapolis	S	8	8	0	1 6	-	- -	-	- -	L	7-10
1995 Totals		**14/7**	**47**	**40**	**7**	**1 6**	**3**	**47**	**9**	**0 0**		**6-10**

1996	Opponent	G	TT	UT	A	S/Yds	I/Yds	PD	FF	FR	W/L	Score
09/01	at Miami	S	5	5	-	- -	- -	- -	-	- -	L	10-24
09/08	at Buffalo	S	6	5	1	- -	- -	-	1	- -	L	10-17
09/15	Arizona	S	3	2	1	- -	- -	- -	-	- -	W	31-0
09/22	Jacksonville	S	3	3	-	- -	- -	-	1	- -	W	28-25
10/06	at Baltimore	S	4	4	-	- -	- -	-	1	- -	W	46-38
10/13	Washington	S	7	7	-	- -	- -	-	1	- -	L	22-27
10/20	at Indianapolis	S	12	10	2	- -	- -	-	2	- -	W	27-9
10/27	Buffalo	S	5	3	2	- -	- -	- -	-	- -	-W	28-25
11/03	Miami	S	1	1	-	- -	- -	- -	-	- -	W	42-23
11/10	at New York Jets					inactive					W	31-27
11/17	Denver					inactive					L	8-34
11/24	Indianapolis					inactive					W	27-13
12/01	at San Diego	p	1	1	-	- -	- -	- -	-	- -	W	45-7
12/08	New York Jets	S	1	1	-	- -	1	38	1	- -	W	24-10
12/15	at Dallas	S	7	7	-	- -	2	7	3	- -	L	6-12
12/21	at N.Y. Giants	S	7	7	-	- -	- -	- -	-	- -	W	23-22
1996 Totals		**13/12**	**62**	**56**	**6**	**0 0**	**3**	**45**	**10**	**0 0**	**11-5**	
01/05	Pittsburgh	S	3	2	1	- -	- -	-	1	- -	W	28-3
01/12	Jacksonville	S	4	3	1	- -	- -	- -	-	- -	W	20-6
01/26	Green Bay	S	3	2	1	- -	- -	- -	-	- -	L	21-3
1996 Postseason		**3/3**	**10**	**7**	**3**	**0 0**	**0**	**0**	**1**	**0 0**	**0**	**2-1**

1997	Opponent	G	TT	UT	A	S/Yds	I/Yds	PD	FF	FR	W/L	Score
08/31	San Diego	S	3	3	0	- -	- -	- -	-	- -	W	41-7
09/07	at Indianapolis	S	9	8	1	- -	- -	- -	-	- -	W	31-6
09/14	New York Jets	S	4	4	0	- -	- -	- -	-	- 1	Wot	27-24
09/21	Chicago	S	7	5	2	- -	1	30	1	- -	W	31-3
10/06	at Denver	S	3	3	0	- -	- -	-	3	- -	L	13-34
10/12	Buffalo	S	4	4	0	- -	1	40	3	- -	W	33-6
10/19	at New York Jets	S	5	4	1	- -	- -	- -	-	- -	L	19-24
10/27	Green Bay	S	5	5	0	- -	- -	- -	-	- -	L	10-28
11/02	at Minnesota	S	5	2	3	0.5	2.5	-	-	- -	L	18-23
11/09	at Buffalo	S	1	1	0	- -	1	0	1	- -	W	31-10
11/16	at Tampa Bay	S	2	2	0	- -	- -	-	1	- -	L	7-27
11/23	Miami	S	3	3	0	- -	- -	- -	-	- -	W	27-24
11/30	Indianapolis	S	7	7	0	- -	- -	- -	-	- -	W	20-17
12/07	at Jacksonville	S	9	9	0	- -	- -	- -	-	- -	W	26-20
12/13	Pittsburgh	S	8	7	1	- -	- -	-	1	- -	L	ot 21-24
12/22	at Miami	S	2	2	0	- -	- -	-	1	- -	W	14-12
1997 Totals		**16/16**	**77**	**69**	**8**	**0.5 2.5**	**3**	**70**	**11**	**0 1**	**0**	**10-6**
12/28	Miami	S	2	2	0	- -	- -	- -	-	- -	W	17-3
01/03	at Pittsburgh	S	4	4	0	- -	- -	-	1	- -	L	6-7
1997 Postseason		**2/2**	**6**	**6**	**0**	**0 0**	**0**	**0**	**1**	**0 0**	**0**	**1-1**

1998	Opponent	G	TT	UT	A	S/Yd	I/Yds	PD	FF	FR	W/L	Score
09/07	at Denver	S	4	4	0	- -	- -	2	-	- -	L	21-27
09/13	Indianapolis	S	5	3	2	- -	2	59	3	- -	W	29-6
09/20	Tennessee	S	7	6	1	- -	1	18	2	- -	W	27-16
10/04	at New Orleans	S	4	2	2	- -	1	0	3	- -	W	30-27
10/11	Kansas City	S	1	0	1	- -	- -	2	-	- -	W	40-10
10/19	New York Jets	S	5	4	1	- -	- -	2	-	- -	L	14-24
10/25	at Miami	S	8	8	0	- -	1	0	3	- -	L	9-12
11/01	at Indianapolis	S	7	6	1	- -	- -	2	-	- -	W	21-16
11/08	Atlanta	S	4	4	0	- -	2	16	6	- -	L	10-41
11/15	at Buffalo	S	4	2	2	- -	- -	- -	-	- -	L	10-13
11/23	Miami	S	4	3	1	- -	- -	1	-	- -	W	26-23
11/29	Buffalo	S	3	3	0	- -	- -	1	-	- -	W	25-21
12/06	at Pittsburgh	S	9	7	2	- -	1	10	4	- -	W	23-9
12/13	at St. Louis	S	2	2	0	- -	- -	1	-	- -	L	18-32
12/20	San Francisco	S	3	2	1	- -	1	30	1	- 1	W	24-21
12/27	at New York Jets	S	5	4	1	- -	- -	4	-	- -	L	10-31
1998 Totals		**16/16**	**75**	**60**	**15**	**0/0**	**9/13**	**337**	**0**	**1**		**9-7**
01/03	at Jacksonville	S	3	2	1	- -	- -	1	-	- -	L	10-25

1999	Opponent	Starts	TT	UT	A	S/Yds	I/Yds	PD	FF	FR		Score
09/12	at New York Jets	S	5	3	2	- -	- -	3	-	- -	W	30-28
09/19	Indianapolis	S	6	5	1	- -	- -	2	1	1	W	31-28
09/26	NY Giants	S	5	5	0	- -	- -	2	-	- -	W	16-14
10/03	at Cleveland	S	1	1	0	- -	- -	-	-	- -	W	19-7
10/10	at Kansas City	S	5	5	0	- -	- -	2	-	- -	L	14-16
10/17	Miami	S	10	9	1	0.5	6.5	1	27	4	- -	L 30-31
10/24	Denver	S	6	5	1	- -	- -	-	-	- -	W	24-23
10/31	at Arizona	S	7	7	0	- -	1	-7	3	- -	W	27-3
11/15	New York Jets	S	5	5	0	- -	- -	1	-	- -	L	17-24
11/21	at Miami	S	2	2	0	- -	- -	1	1	-	L	17-27
11/28	at Buffalo	S	1	0	1	- -	- -	-	-	- -	L	7-17
12/05	Dallas	p	6	3	3	- -	- -	1	-	- -	W	13-6
12/12	at Indianapolis	p	5	5	0	- -	- -	-	-	- -	L	15-20
12/19	at Philadelphia					inactive					L	9-24
12/26	Buffalo					inactive					L	ot 10-13
01/02	Baltimore					Placed on Injured Reserve					W	20-3
1999 Totals		**15/15**	**64**	**55**	**9**	**0.5 6.5**	**2**	**20**	**19**	**2 1**		**8-8**

WILLIE MCGINEST

DEFENSIVE END

6-5' ★ 270LBS ★ 7TH YEAR ★ 7TH YEAR W/PATRIOTS
SOUTHERN CAL ★ PUBLIC ADMINISTRATION
ACQ: D1-94 (4TH) ★ SIGNED THROUGH 2002
BORN: 12/11/71 ★ LONG BEACH, CA

PRO BOWL '96

Career Transactions

Willie McGinest was drafted with the Patriots' own selection in the first round (fourth overall) of the 1994 NFL draft ... Signed by Patriots (5/17/94) ... Re-signed by Patriots prior to becoming a free agent on Feb. 12, 1998 through the year 2002.

Career Games Played/Started

Regular Season: 68/58, Postseason: 7/7

Career Highlights

★He begins the 2000 season ranked eighth among the Patriots all-time sack leaders with 39.5 career sacks.

★Of his 39.5 career sacks, 26 sacks have come against AFC East rivals.

★Earned AFC Defensive Player of the Week honors in the 1999 season opener at the New York Jets (9/12/99) when he was credited with two sacks, a forced fumble and a fumble recovery. His fumble recovery was in the end zone for a touchdown in a 30-28 victory over the Jets.

★Played outside linebacker for two seasons before making the transition to defensive end in 1996 when the Patriots switched from a 3-4 to a 4-3 defense.

★He was voted to his first Pro Bowl in 1996, after his first season playing defensive end.

★The Patriots qualified for the playoffs in four of Willie's first five NFL seasons. Despite missing some action due to injuries in 1997 and 1998, he has started every playoff game, totaling 38 tackles (24 solos), including 4.5 sacks for 22 yards.

★He led the team in sacks in 1995 (11), 1996 (9.5) and 1999 (9). His 11 sacks in 1995 were the most by a Patriot since Andre Tippett's 12.5 sacks in 1987.

★In 1996, he earned AFC Defensive Player of the Month for his performances during the month of October when he combined for 21 tackles, including four sacks, one interception and three passes defensed to help the Patriots complete a 3-1 record during the month.

★Earned AFC Defensive Player of the Week for his Week 8 performance vs. Buffalo (10/27/96) when he posted seven tackles (5 solos), including a sack for 8 yards, had two passes defensed and returned his first career interception 46 yards for a touchdown.

★Sacked Dan Marino twice, forcing a fourth quarter fumble on the second hit vs. Miami (11/3/96) and finished the game with a season-high eight tackles.

★His career-high 11 tackles, came against Carolina (10/29/95).

★Sacked Dan Marino twice and forced a fumble in a 24-17 victory over Miami (11/12/95).

★Closed out the 1995 season in Pro Bowl form, recording 15 solo tackles and five sacks in the final three games of the season, including multiple sack performances vs. the Jets (12/10/95) and at Indianapolis (12/23/95).

NOTES

★Willie intercepted his first career pass and returned it 46 yards for a TD vs. Buffalo (10/27/96), the first of two TDs on the year.

★Willie's first musical endeavor in elementary school was playing the violin, which lasted about a week.

★Willie actively supports the Ronald McDonald House and Charities. He is also active in the Big Brothers Association and the Boys & Girls Clubs.

★Willie enjoys cooking.

Seasonal Reviews

1999 (16/16): Started every game for the Patriots for the first time in three seasons ... Led the team with nine quarterback sacks, the third highest total of his career and the most since he had 9.5 in 1996 ... Finished the season with 84 total tackles, which ranked seventh on the team ... Forced one fumble and two fumble recoveries ... Applied constant pressure on opposing quar-

terbacks, which was critical to the success of the Patriots defense, which ranked eighth in the league overall ... It was the best ranking since 1988. **NY Jets (9/12):** Earned AFC Defensive Player of the Week honors for his performance in a 30-28 victory over the Jets to open the season ... Registered six tackles, including two sacks, forced a fumble and recovered another ... Recovered a fumble, forced by Steve Israel, in the end zone for a touchdown in the third quarter ... It was the second touchdown of his career ... His two sacks tied his career high ... It was the fifth time of his career to have recorded a pair of sacks in a game, the first since 1995 (at Indianapolis) ... His second sack gave him 32.5 for his career and moved him into a 10th place tie among the Patriots all-time sack leaders. **Indianapolis (9/19):** Recorded seven tackles to lead all defensive linemen. **NY Giants (9/26):** Named defensive co-captain for the game ... Combined with Tedy Bruschi to stop Kent Graham on a fourth-and-one attempt at the Patriots' 41-yard line in the third quarter ... The Patriots responded with an 11-play, 58-yard scoring drive ... Limited the Giants to 258 yards in net offense, including just 57 yards rushing. **Cleveland (10/2):** Recorded his third sack of the season when he dropped Tim Couch for a 3-yard loss ... It was the 33.5 sack of his career ... Dropped Ronnie Powell on a reverse for a 14-yard loss ... Limited the Browns to just 250 net yards, including 180 net yards passing. **Miami (10/17):** Added 1.5 sacks to his total during the Patriots' hit parade on Damon Huard, who was sacked nine times in the game ... His 1.5 sacks increased his career total to 35 ... 25 of those sacks have come against AFC East rivals ... Finished the game with seven tackles (5 solos). **Denver (10/24):** Recorded a sack in his second-straight game, 5.5 for the season ... The sack was one of three tackles in the game. **Arizona (10/31):** Credited with half a sack ... Moved ahead of Garin Veris into ninth place among the Patriots' all-time leading sack artists ... Registered five tackles and applied constant pressure while limiting the Cardinals to just 90 net yards passing, the lowest allowed all season. **NY Jets (11/15):** Named defensive co-captain for the game and finished the game with eight tackles, including seven solo stops.. **Miami (11/21):** Recorded his seventh sack of the season with another Huard sack (2.5 of those sacks were vs. Huard) ... Broke Huard's nose on the play, forcing him to the sidelines for the remainder of the game ... Finished the game with five total tackles. **Dallas (12/5):** Recorded his eighth sack of the season and helped shut down the Cowboys' rushing attack, limiting them to just 63 yards rushing on 23 carries (2.7 avg.) ... The Cowboys entered the game with the second-rated rushing attack in the NFL ... The Patriots claimed their first victory in their series with Dallas in franchise history with a 24-23 win. **Philadelphia (12/19):** Recorded a season-high with nine total tackles against the Eagles. **Baltimore (1/2/00):** Recovered his second fumble of the season and dropped Tony Banks for his ninth sack of the season to help the Patriots close out the regular season with a 20-3 victory over the Ravens ... It was the third game of the season that the defense did not allow a touchdown in the game.

1998 (9/8, 1/1): Started the first six games of the season before being sidelined by a nagging groin injury which kept him out of the lineup for seven of the next nine games ... Started eight of nine regular season games and in the Patriots' playoff game at Jacksonville (1/3/99) ... Finished the season with 24 tackles and ranked fourth on the team with 3.5 sacks ... Opened the season with five tackles in each of his first two games, including five solo stops with a sack vs. Indianapolis (9/13) ... Shared a sack vs. Tennessee (9/20) ... Extended a consecutive game sack streak to three games with a sack at New Orleans (10/4) ... Sacked Vinny Testaverde for a 9-yard loss before leaving the game with an injury vs. the Jets (10/19) ... The sack gave him 30.5 for his career and moved him ahead of Don Blackmon (29.5 career sacks) into 11th place among the franchise's all-time leading sack artists ... Recorded those 3.5 sacks in the first six games of the season, a pace which would have given him 9.5 for the season, before suffering a groin injury vs. the Jets ... Listed among the Patriots' inactives prior to seven games; at Miami (10/25), at Indianapolis (11/1), vs. Atlanta (11/8), vs. Miami (11/23), vs. Buffalo (11/29), at St. Louis (12/13) and vs. San Francisco (12/20) ... Returned for the season finale at New York vs. the Jets (12/27) and reported four tackles ... Played the following week at Jacksonville (1/3/99) and provided three solo stops.

1997 (11/11, 2/2): McGinest missed five of the first six games due to injuries ... Missed the first two games of the season while rehabilitating a hamstring injury, which he suffered in the final preseason game ... Returned in Week Three, but injured his right knee and missed the next three games ... Started every game he appeared in, including both playoff games ... Finished the season with 35 total tackles, 10th on the team, including a pair of sacks ... Batted down one pass and recovered three fumbles ... Made his first start of the season vs. the Jets (9/14) ... Recorded three tackles and recovered a Neil O'Donnell fumble (forced by Chris Slade) before suffering a knee sprain in the fourth quarter which forced him to the sidelines and caused him to miss the next three games ... Returned to the starting lineup at New York Jets (10/19) ... Recorded a season-high five tackles at Minnesota, but left the game with a sprained ankle ... Posted his first sack of the season when he dropped Alex Van Pelt for a loss of 8 yards at Buffalo (11/9) ... Named defensive team captain vs. Miami (11/23) ... Recorded his second sack of the season vs. Indianapolis (11/30) ... Tied his season-high with five hits and a fumble recovery at Jacksonville (12/7) ... Excelled in the playoffs, leading the Patriots with 2.5 sacks in the postseason ... Ranked third with 11 tackles in two games ... Registered six tackles, including 1.5 sacks in the divisional playoff game at Pittsburgh (1/3/98).

1996 (16/16, 3/3): McGinest started every game for the Patriots, including each of the playoff games, and was selected to his first Pro Bowl in his first season at defensive end ... He finished the year with 67 total tackles, fifth on the team ... He led the team for the second consecutive season with 9.5 sacks for 62.5 yards ... He grabbed his first career interception and returned it 46 yards for a touchdown in a come-from-behind victory over Buffalo (10/27) ... It was one of nine passes defensed on the year, which led all defensive lineman and ranked third on the team ... He earned AFC Defensive Player of the Month for his performances during the month of October when he combined for 21 tackles, including four sacks, one interception and three passes defensed to help the Patriots complete a 3-1 record during the month ... Registered a season-high with eight tackles (5 solos), including a pair of sacks, vs. Miami (11/3) ... Opened the season with three solo stops at Miami (9/1) and had an apparent sack and a forced fumble taken away when the play was ruled an incomplete pass ... Recorded his first sack of the season at Buffalo (9/8) and totaled four tackles in the game ... Batted away three passes, a career-high, and finished the game with three tackles vs. Jacksonville (9/22) ... Recorded seven tackles, including his second sack of the season vs. Washington (10/13) when he stripped Gus Frerotte of the ball, forcing his first fumble of the year ... Recorded a pair of fourth quarter sacks at Indianapolis (10/20), including one that forced Jim Harbaugh to leave the game with a broken nose ... Earned AFC Defensive Player of the Week for his Week 8 performance vs. Buffalo (10/27) when he posted seven tackles (5 solos), including a sack for 8 yards, had two passes defensed and returned his first career interception 46 yards for a touchdown ... Sacked Dan Marino twice, forcing a fourth quarter fumble on the second hit vs. Miami (11/3) ... Posted his eighth sack of the season in the 10th game of the year when he dropped Frank Reich for a 1-yard loss at the Jets (11/10), which capped a five-game stretch in which he dominated play, totaling 35 tackles and seven sacks ... Shared a sack with Scooter McGruder and recovered a fumble in the end zone for his second touchdown of

PATRIOTS CAREER SACK LEADERS

In just six seasons, Willie McGinest is already ranked eighth among the Patriots all-time sack leaders. The top 10 are listed below:

	Player	Sacks	GP	Years
1.	Andre Tippett	100.0	151	1982-88, 90-93
2.	Julius Adams	79.5	206	1971-77, 79-85, 87
3.	Tony McGee	72.5	119	1974-81
4.	Ray Hamilton	54.0	132	1973-81
5.	**Chris Slade**	**47.0**	**111**	**1993-99**
6.	Larry Eisenhauer	45.5	115	1961-69
7.	Brent Williams	43.5	121	1986-93
8.	**Willie McGinest**	**39.5**	**84**	**1994-99**
9.	Houston Antwine	39.0	142	1961-71
10.	Garin Veris	36.0	78	1985-88, 90-91

the season at San Diego (12/1) ... Nearly scored a safety when he hit Leonard Russell in his own end zone, but was officially ruled down just across the goal line ... Credited with seven tackles, including his final sack of the season at Dallas (12/15) when he dropped Troy Aikman for a 7-yard loss ... Ranked fifth on the team during the postseason with 16 total tackles, including a sack ... Registered five tackles in each of the first two playoff games in Foxboro ... Applied continuous pressure on Mark Brunell in the AFC Championship Game victory over Jacksonville (1/12/97) ... Credited with six tackles and a sack vs. Green Bay in Super Bowl XXXI (1/26/97).

1995 (16/16): McGinest started every game for the Patriots at left outside linebacker and was selected as a Pro Bowl alternate in just his second NFL season ... Led the team and finished fifth in the AFC with 11 sacks ... His 11 sacks were the most by a Patriot since Andre Tippett's 12.5 sacks in 1987 and tied Garin Veris (1986) for fourth place among the Patriots' all-time single-season sack leaders ... Finished fourth on the team with 88 total tackles, including 70 solo stops ... Recorded six passes defensed, leading all non-defensive backs in that category ... He was credited with four solo tackles, a forced fumble and a pass batted down at Atlanta (10/1) ... Recorded his first sack of the season when he dropped Denver's John Elway for a 5-yard loss (10/8) for one of his six tackles on the day ... Registered eight solo tackles, including two Jim Kelly sacks, and made a hit for a loss on 4th-and-1 from the Patriots' 30-yard line in a 27-14 victory vs. Buffalo (10/23) ... Followed with a career-high 11 tackles vs. Carolina (10/29), marking his first career double-digit tackle performance ... Sacked Dan Marino twice and forced a fumble in a 24-17 victory over Miami (11/12) ... He was selected the Staples Star Player of the Game for his six-tackle performance vs. Indianapolis (11/19) ... Recorded his sixth sack of the season and his third against Jim Kelly with a solo effort in a 35-25 victory at Buffalo (11/26) ... Went on a season-ending streak, recording 15 solo tackles and five sacks in the final three games of the season, including multiple sack performances vs. the Jets (12/10) and at Indianapolis (12/23).

1994 (16/7, 1/1): Started seven of the last eight regular season games and the Patriots' playoff game at Cleveland (1/1/95) at left outside linebacker after platooning with Dwayne Sabb during the first half of his rookie season ... Finished the season with 43 total tackles (29 solos) and ranked third on the team with 4.5 sacks to earn All-Rookie recognition by *Pro Football Weekly* and *College and Pro Football Newsweekly* ... Selected by the 1776 Quarterback Club as their 1994 Rookie of the Year ... Made his Patriots preseason debut vs. New Orleans (8/5) and recorded three quarterback sacks in the first three quarters before suffering a pulled hamstring ... Slowed by the injury throughout the preseason and did not win the starting OLB position until midseason ... Platooned at OLB in the season opener at Miami (9/4) ... Made an assist on a sack in the home opener vs. Buffalo's Jim Kelly (9/11), his first career sack ... Recorded his first career unassisted sack and recovered his first fumble the following week at Cincinnati (9/18) ... Made his first career start at Cleveland (11/6) and made five stops (four solos) ... Registered seven tackles the following week in the Patriots' 26-20 overtime victory vs. Minnesota (11/13) ... Made eight tackles (four solos), including a sack, vs. Indianapolis (12/11) ... Made four stops and added another sack in the season finale at Chicago (12/24) in a 13-3 victory ... Posted eight tackles (five solos), a sack and knocked down three passes in the Patriots' playoff game at Cleveland (1/1/95) to earn Patriots' Miller Lite Player of the Game.

SINGLE-GAME CAREER HIGHS

Regular Season

Tackles	11	vs. Carolina (10/29/95)
Solo Tackles	8	vs. Buffalo (10/23/95)
Assists	6	vs. Carolina (10/29/95)
Sacks	2	at NY Jets (9/12/99)
		Miami (11/3/96)
		at Indianapolis (10/20/96)
		at Indianapolis (12/23/95)
		NY Jets (12/10/95)
		at Miami (11/12/95)
		Buffalo (10/23/95)

Postseason

Tackles	8	at Cleveland (1/1/95)
Solo Tackles	5	at Cleveland (1/1/95)
Assists	4	at Pittsburgh (1/3/98)
Sacks	1.5	at Pittsburgh (1/3/98)
Passes Def.	3	at Cleveland (1/1/95)

College

McGinest was a four-year letterman at Southern Cal (1990-93) ... Wore number 55 and carried on the legacy of the jersey established by his predecessor, All-American linebacker Junior Seau ... Played in three bowl games in four years; the John Hancock Bowl (1990) and two Freedom Bowls (1992 and 1993) ... Earned all-conference honors three straight years and earned All-American acclaim. **1993:** A Lombardi Award finalist, he also earned *Playboy* All-American and All-Pac-10 conference honors as a senior ... Started every game at weakside defensive end for the Trojans ... Finished his collegiate career with 193 tackles (134 solos), 29 sacks (171 yards), 48 tackles for loss (238 yards) and 26 passes batted away ... Registered 68 tackles (42 solos), including six sacks and 13 tackles for losses ... Caused one fumble and recovered another. **1992:** He shared the Pac-10 lead with 16 sacks ... Led the team with 23 tackles for loss (99 yards) ... Earned first-team All-Pac 10 Conference honors ... Named Southern Cal's Defensive Player of the Year ... Started all season at outside linebacker on the weak side ... Finished his junior campaign with 63 tackles (fourth on the team), nine passes defensed (second on the team) and three forced fumbles (tied for first). **1991:** Played in nine games, starting eight at outside linebacker as a sophomore ... Finished the season with 35 tackles (30 solos), including two sacks. **1990:** Played in every game as a true freshman with three starts ... Was called upon to make his collegiate starting debut at the 1990 Kickoff Classic vs. Syracuse (8/31/90) ... Finished his freshman season with 27 tackles, including five sacks.

Personal

William Lee McGinest, Jr. was born the son of Willie and Joyce McGinest on Dec. 11, 1971 in Long Beach, Calif. ... He is the middle of three children ... Attended Long Beach (Calif.) Polytechnic High, where he was a two-sport phenom, garnering all-state honors in football and basketball ... On the gridiron, he earned All-American recognition from *Super Prep, Blue Chip* and *Tom Lemming* magazines and was selected to countless all-star teams, earning all-city, all-state, and all-region honors as a linebacker in 1989 ... Totaled 107 tackles, including 18 sacks, two fumble recoveries, four passes defensed, including an interception, and blocked four kicks as a senior ... On the courts, he earned *Long Beach Press-Telegram* "Best in the West," All-CIF Southern Section and all-league honors while averaging 14 points per game during the 1989-90 season ... Received his degree in public administration at Southern Cal in 1994 ... Single.

WILLIE McGINEST

Pos: DE **Ht:** 6-5 **Wt:** 270 **Year:** 7th **Acq:** D1-94 (4th) **College:** Southern Cal **Born:** 12/11/71 **Contract:** '02

Regular Season			Tackles					Interceptions				Miscellaneous						Scoring		
Year	Team	G/S	TT	UT	A	S	Yds	No	Yds	Lg	TD	PD	FF	FR	Yds	TD	Blk	SpT	Sfty	TD
1994	Patriots	16/7	43	29	14	4.5	17	0	0	0	0	8	2	2	0	0	0	0	0	0
1995	Patriots	16/16	88	70	18	11	96	0	0	0	0	6	4	0	0	0	0	0	0	0
1996	Patriots	16/16	67	49	18	9.5	62.5	1	46	46t	1	9	2	2	1	1	0	0	0	2
1997	Patriots	11/11	35	25	10	2.0	14	0	0	0	0	1	0	3	0	0	0	0	0	0
1998	Patriots	9/8	24	19	5	3.5	23	0	0	0	0	1	1	0	0	0	0	0	0	0
1999	Patriots	16/16	84	70	14	9.0	59.5	0	0	0	0	2	1	2	2	1	0	0	0	1
Totals–6 years		**84/74**	**341**	**262**	**79**	**39.5**	**272**	**1**	**46**	**46t**	**1**	**27**	**10**	**9**	**3**	**2**	**0**	**0**	**0**	**3**

Postseason			Tackles					Interceptions				Miscellaneous						Scoring		
Year	Team	G/S	TT	UT	A	S	Yds	No	Yds	Lg	TD	PD	FF	FR	Yds	TD	Blk	SpT	Sfty	TD
1994	Patriots	1/1	8	5	3	1	10	0	0	3	0	3	0	0	0	0	0	0	0	0
1996	Patriots	3/3	16	10	6	1	7	0	0	1	0	1	0	0	0	0	0	0	0	0
1997	Patriots	2/2	11	6	5	2.5	5	0	0	1	0	1	0	0	0	0	0	0	0	0
1998	Patriots	1/1	3	3	0	0	0	0	0	0	0	0	0	0	0	0	0	0	0	0
Totals- 4 years		**7/7**	**38**	**24**	**14**	**4.5**	**22**	**0**	**0**	**5**	**0**	**5**	**0**	**0**	**0**	**0**	**0**	**0**	**0**	**0**

Additional Statistics: Touchdowns—1996 (2; 46-yard interception return, fumble recovery), 1999 (1; fumble recovery in end zone)

McGINEST'S CAREER GAME-BY-GAME

1994 Opponent	P/S	TT	UT	A	S/Yds	I/ Yd	PD	FF	FR	W/L	Score
09/04 at Miami	p	2	2	0	0 0	0 0		1 0	0	L	35-39
09/11 Buffalo	p	3	2	1	0.5 0.5	0 0		0 0	0	L	35-38
09/18 at Cincinnati	p	1	1	0	1 0	0 0		0 0	1	W	31-28
09/25 at Detroit	p	1	1	0	0 0	0 0		1 0	0	W	23-17
10/02 Green Bay	p	0	0	0	0 0	0 0		2 0	0	W	17-16
10/09 LA Raiders	p	0	0	0	0 0	0 0		1 0	0	L	17-21
10/16 at N.Y. Jets	p	0	0	0	0 0	0 0		0 0	0	L	17-24
10/30 Miamip	p	2	1	1	0 0	0 0		0 0	0	L	3-23
11/06 at Cleveland	S	5	4	1	0 0	0 0		1 0	1	L	6-13
11/13 Minnesota	S	7	5	2	0 0	0 0		0 0	0	W	26-20
11/20 San Diego	S	3	3	0	0 0	0 0		0 0	0	W	23-17
11/27 at Indianapolis	S	3	2	1	1 13	0 0		0 1	0	W	12-10
12/04 N.Y. Jets	S	2	1	1	0 0	0 0		1 0	0	W	24-13
12/11 Indianapolis	S	8	4	4	1 0	0 0		0 0	0	W	28-18
12/18 at Buffalo	p	2	2	0	0 0	0 0		1 0	0	W	41-17
12/24 at Chicago	S	4	4	0	1 3	0 0		0 1	0	W	13-3
1994 Totals		**16/7**	**43**	**29**	**14 4.5/16.50**		**0**	**8**	**2**	**2**	**10-6**
1/1/95 at Cleveland	S	8	5		31/10 0	3 0		0 0	0	L	13-20

1995 Opponent	P/S	TT	UT	A	S/Yds	I/ Yd	PD	FF	FR	W/L	Score
09/03 Cleveland	S	4	1	3	0 0	0 0		1 0	0	W	17-14
09/10 Miami	S	5	4	1	0 0	0 0		0 0	0	L	3-20
09/17 at 49ers	S	4	4	0	0 0	0 0		0 0	0	L	03-28
10/01 at Atlanta	S	4	4	0	0 0	0 0		1 1	0	L	17-30
10/08 Denver	S	6	5	1	1 5	0 0		1 0	0	L	03-37
10/15 at Kansas City	S	1	1	0	0 0	0 0		0 0	0	L	26-31
10/23 Buffalo	S	8	8	0	2 15	0 0		0 0	0	W	27-14
10/29 Carolina	S	11	5	6	0 0	0 0		1 0	0	L	17-10
11/05 at N.Y. Jets	S	7	6	1	0 0	0 0		0 0	0	W	20-7
11/12 at Miami	S	6	5	1	2 16	0 0		0 1	0	W	34-17
11/19 Indianapolis	S	6	5	1	0 0	0 0		0 0	0	L	10-24
11/26 at Buffalo	S	6	4	2	1 8	0 0		0 1	0	W	35-25
12/03 New Orleans	S	5	3	2	0 0	0 0		0 0	0	L	17-31
12/10 N.Y. Jets	S	5	5	0	2 26	0 0		0 1	0	W	31-28
12/16 at Pittsburgh	S	5	5	0	1 10	0 0		2 0	0	L	27-41
12/23 at Indianapolis	S	5	5	0	2 16	0 0		0 0	0	L	7-10
1995 Totals		**16/16**	**88**	**70**	**18 11 /96**		**0**	**0**	**6**	**4**	**0** **6-10**

1996 Opponent	P/S	TT	UT	A	S/Yds	I/ Yd	PD	FF	FR	W/L	Score
09/01 at Miami	S	3	3	0	0 0	0 0		0 0	0	L	10-24
09/08 at Buffalo	S	4	3	1	1 10	0 0		0 0	0	L	10-17
09/15 Arizona	S	3	1	2	0 0	0 0		1 0	0	W	31-0
09/22 Jacksonville	S	3	2	1	0 0	0 0		3 0	0	W	28-25
10/06 at Baltimore	S	2	2	0	0 0	0 0		1 0	0	W	46-38
10/13 Washington	S	7	3	4	1 4	0 0		0 1	0	L	22-27
10/20 at Indianapolis	S	5	4	1	2 12	0 0		0 0	1	W	27-9
10/27 Buffalo	S	7	5	2	1 8	1 46t		2 0	0	W	28-25
11/03 Miami	S	8	5	3	2 16	0 0		0 1	0	W	42-23
11/10 at NY Jets	S	6	5	1	1 1	0 0		0 0	0	W	31-27
11/17 Denver	S	4	4	0	0 0	0 0		0 0	0	L	8-34
11/24 Indianapolis	S	1	1	0	0 0	0 0		0 0	0	W	27-13
12/01 at San Diego	S	4	3	1	0.5/4.5	0 0		0 0	1	W	45-7
12/08 NY Jets	S	0	0	0	0 0	0 0		1 0	0	W	34-10
12/15 at Dallas	S	7	6	1	1 7	0 0		0 0	0	L	6-12
12/21 at NY Giants	S	3	2	1	0 0	0 0		1 0	0	W	23-22
1996 Totals		**16/16**	**67**	**49**	**189.5/62.51 /46**			**9**	**2**	**2**	**11-5**
01/05 Pittsburgh	S	5	3	2	0 0	0 0		0 0	0	W	28-3
01/12 Jacksonville	S	5	3	2	0 0	0 0		1 0	0	W	20-6
01/26 Green Bay	S	6	4	2	1 7	0 0		0 0	0	L	21-35
1996 Playoff		**3/3**	**16**	**10**	**6 1 /7**		**0**	**0**	**1**	**0**	**0** **2-1**

1997 Opponent	P/S	TT	UT	A	S/Yds	I/ Yd	PD	FF	FR	W/L	Score
08/31 San Diego					inactive					W	41-7
09/07 at Indianapolis					inactive					W	31-6
09/14 NY Jets	S	3	2	1	- -	- -	-	- -	1	W	ot 27-24
09/21 Chicago					inactive					W	31-3
10/06 at Denver					inactive					L	13-34
10/12 Buffalo					inactive					W	33-6
10/19 at N.Y.Jets	S	1	1	0	- -	- -	-	- -	--	L	19-24
10/27 Green Bay	S	3	1	2	- -	- -	-	- -	1	L	10-28
11/02 at Minnesota	S	5	3	2	- -	- -	-	- -	-	L	18-23
11/09 at Buffalo	S	3	3	0	1 8	- -	-	- -	-	W	31-10
11/16 at Tampa Bay	S	4	4	0	- -	- -	-	- -	-	L	7-27
11/23 Miami	S	2	1	1	- -	- -	-	- -	-	W	27-24
11/30 Indianapolis	S	3	2	1	1 6	- -	-	- -	-	W	20-17
12/07 at Jacksonville	S	5	4	1	- -	- -	-	- -	1	W	26-20
12/13 Pittsburgh	S	4	2	2	- -	- -	-	- -	-	-L	ot 21-24
12/22 at Miami	S	2	2	0	- -	- -	-	1 -	-	W	14-12
1997 Totals		**11/11**	**35**	**25**	**10 2 /14**		**0**	**0**	**1**	**0**	**3** **10-6**
12/28 Miami	S	5	4	1	1 5	- -	-	1 -	-	W	17-3
01/03 at Pittsburgh	S	6	2	4	1.5 0	- -	-	- -	-	L	6-7
1997 Playoff		**2/2**	**11**	**6**	**5 2.5 /5**		**0**	**0**	**1**	**0**	**0** **1-1**

1998 Opponent	P/S	TT	UT	A	S/Yds	I/ Yd	PD	FF	FR	W/L	Score
09/07 at Denver	S	5	3	2	- -	- -	-	- -	-	L	21-27
09/13 Indianapolis	S	5	5	0	1 9	- -	-	1 -	-	W	29-6
09/20 Tennessee	S	3	3	0	0.5 1	- -	-	- -	-	W	27-16
10/04 at New Orleans	S	1	1	0	1 4	- -	-	- -	-	W	30-27
10/11 Kansas City	S	3	1	2	- -	- -	-	1 -	-	W	40-10
10/19 NY Jets	S	2	2	0	1 9	- -	-	- -	-	L	14-24
10/25 at Miami					inactive					L	9-12
11/01 at Indianapolis					inactive					W	21-16
11/08 Atlanta					inactive			- -		L	10-41
11/15 at Buffalo	S	1	1	0	- -	- -	-	- -	-	L	10-13
11/23 Miami					inactive					W	26-23
11/29 Buffalo					inactive					W	25-21
12/06 at Pittsburgh	P	0	0	0	- -	- -	-	- -	-	W	23-9
12/13 at St. Louis					inactive					L	18-32
12/20 San Francisco					inactive				-	W	24-21
12/27 at NY Jets	S	4	3	1	0 -	- -	-	- -	-	L	10-31
1998 Totals		**9/8**	**24**	**19**	**5 3.5 /23**		**0**	**0**	**1**	**1**	**0** **9-7**
01/03 at Jack.	S	3	3	0	- -	- -	-	- -	-	L	10-25
1998 Playoff		**1/1**	**3**	**3**	**0 0 0**		**0**	**0**	**0**	**0**	**0** **0-1**

1999 Opponent	P/S	TT	UT	A	S/Yds	I/ Yd	PD	FF	FR	W/L	Score
09/12 at NY Jets	S	6	5	1	2.0 15.0	- -	-	- 1	1	W	30-28
09/19 Indianapolis	S	7	6	1	- -	- -	1	- -	-	W	31-28
09/26 NY Giants	S	4	3	1	- -	- -	-	- -	-	W	16-14
10/03 at Cleveland	S	4	3	1	1.0 3.0	- -	-	- -	-	W	19-7
10/10 at Kansas City	S	6	5	1	- -	- -	-	- -	-	L	14-16
10/17 Miami	S	7	5	2	1.5 7.5	- -	-	- -	-	L	30-31
10/24 Denver	S	3	3	0	1.0 1.0	- -	-	- -	-	W	24-23
10/31 at Arizona	S	5	4	1	0.5 4.0	- -	-	- -	-	W	27-3
11/15 NY Jets	S	8	7	1	- -	- -	-	- -	-	L	17-24
11/21 at Miami	S	5	4	1	1.0 11.0	- -	-	1 -	-	L	17-27
11/28 at Buffalo	S	4	4	0	- -	- -	-	- -	-	L	7-17
12/05 Dallas	S	5	4	1	1.0 7.0	- -	-	- -	-	W	13-6
12/12 at Indianapolis	S	2	2	0	- -	- -	-	- -	-	L	15-20
12/19 at Philadelphia	S	9	7	2	- -	- -	-	- -	-	L	9-24
12/26 Buffalo	S	4	3	1	- -	- -	-	- -	-	Lot	10-13
01/02 Baltimore	S	5	5	0	1.0 11.0	- -	-	- -	1	W	20-3
1999 Total		**15/15**	**84**	**70**	**14 9.0 59.5**		**0**	**0**	**2**	**1**	**2** **8-8**

LAWYER MILLOY

SAFETY

6-0' ★ 210LBS ★ 5TH YEAR ★ 5TH YEAR W/PATRIOTS
WASHINGTON ★ SOCIOLOGY
ACQ: D2-96 (36TH) ★ SIGNED THROUGH 2006
BORN: 11/14/73 ★ ST. LOUIS, MO

PRO BOWL '98 '99

Career Transactions

Lawyer Milloy was drafted by the Patriots with their own selection in the second round (36th player selected) of the 1996 NFL draft ... Signed by Patriots (6/5/96) ... Signed a seven-year contract extension on Feb. 10, 2000.

Career Games Played/Started

Regular Season: 64/58, Postseason: 6/6

Career Highlights

★For the past two seasons, Milloy has led the Patriots in tackles with 151 in 1998 and 173 in 1999. In 1999, he also led the team with four interceptions. Voted to the AFC Pro Bowl squad after each of the last two seasons.

★Voted to his first Pro Bowl following the 1998 season. He was the first Patriot safety voted to the Pro Bowl since Fred Marion in 1985.

★Closed out a memorable '98 seaon with 27 tackles in the final two games, including a career-high 16 vs. San Francisco (12/20/98).

★ In 1997, Milloy totaled 112 tackles, second on the team behind Ted Johnson. He became the first Patriots defensive back to amass over 100 tackles in a season since Fred Marion led the team with 119 tackles in 1990.

★Intercepted passes in each of the last two regular season games in 1997. His interception vs. Pittsburgh (12/13/97) set up a Patriots touchdown. His interception in the season finale at Miami (12/22/97) was his first off future Hall of Fame QB Dan Marino.

★Milloy led the team with 12 tackles vs. Denver (11/17/96). He also intercepted his first career pass, which he returned for 14 yards and was selected as the Miller Lite Player of the Game for his performance.

★Made his NFL starting debut two weeks later at Indianapolis (10/20/96). Posted eight tackles (5 solos) and forced his first career fumble.

★Recorded his first career sack when he blitzed the Jets' Glenn Foley and dropped him for a 7-yard loss (12/8/96).

★Earned all-rookie honors by *College & Pro Football Newsweekly, Football News* and *Pro Football Weekly*.

NOTES

★Lawyer was a two-sport collegiate athlete, lettering in football and baseball at Washington. He played centerfield.

★In 1995, Lawyer played on a Washington team that played Georgia Tech in the College World Series regional finals. That team featured current Red Sox Jason Varitek and Nomar Garciaparra. In one game, Lawyer stole third on Varitek.

★Lawyer has been drafted by two Major League Baseball teams; once as a high school pitching prospect by the Cleveland Indians and once as a college prospect by the Detroit Tigers.

★On Mother's Day 1996, Lawyer bought his mom a new house.

Seasonal Reviews

1999 (16/16): Voted defensive co-captain for the 1999 season by his teammates ... Started every game for the Patriots at strong safety, extending his streak to 58 consecutive starts ... Led the team in tackles for the second consecutive year, finishing with 173 total tackles ... It was his third consecutive season in which he has totaled more than 100 tackles .. Voted to his second consecutive Pro Bowl as an AFC starter and recorded three tackles in that game ... Led the team with four interceptions ... His season totals included 112 solo tackles, 61 assists, two sacks, 10 passes defensed, three forced fumbles and two fumble recoveries ... Led the team in tackles in seven of the 16 games .. Spirited a defensive unit which was ranked eighth in the league, seventh

against the pass ... It was the highest rated defense by a Patriots team since 1988. **NY Jets (9/12):** Intercepted a Vinny Testaverde pass in the second quarter of the season-opening game, his 12th career interception ... The turnover led to a touchdown in a 30-28 come-from-behind victory over the Jets ... Shared the team lead with 14 tackles, including nine solo stops. **NY Giants (9/26):** Led the team with 12 tackles while limiting the Giants to just 57 yards rushing, the fewest rushing yards allowed all season ... The Giants netted just 258 total yards and the Patriots improved to 3-0 with a 16-14 victory. **Cleveland (10/2):** Recorded his first sack of the season, the third of his career, when he dropped Tim Couch for a 7-yard loss on a safety blitz ... Helped limit the Browns to just 70 yards rushing, 250 total net yards, as the Patriots improved to 4-0 for the second time in three years with a 19-7 victory over the Browns. **Kansas City (10/10):** Led the team with a season high 16 tackles, tying his individual career high (San Francisco 12/20/98) ... Intercepted his second pass of the season, the 13th of his career, when he picked off Elvis Grbac in the second quarter ... The interception moved him into a 19th-place tie with Willie Clay among all-time franchise leaders ... Recovered a Tony Gonzalez fumble, forced by Kato Serwanga, to end a Chiefs scoring threat just before the half. **Denver (10/24):** Named defensive co-captain for the game and led the team with 14 tackles, including nine solo stops ... Helped the Patriots score a 24-23 victory, their first in the series since 1980. **Arizona (10/31):** Limited the Cardinals to just 90 net yards passing and 166 total offensive yards as they delivered a 27-3 pounding ... It was the Patriots' biggest win of the season. **NY Jets (11/15):** Intercepted his third pass of the season in the fourth quarter ... It was the 14th interception of his career, which moved him ahead of Willie Clay into 19th place in franchise history ... Added another dozen tackles to his team-leading total. **Buffalo (11/28):** Held the Bills rushing attack to just 2.6 yards per carry (92 total yards) ... Led the Patriots once again with 12 tackles in the game. **Dallas (12/5):** Helped the Patriots shut down the Cowboys rushing attack, which was rated second in the league entering the game, limiting them to just 63 yards on 23 carries (2.7 yards per carry) ... Helped the Patriots score a 13-6 victory, their first in the series in franchise history ... It was the second game of the season that the Patriots defense did not allow a touchdown. **Indianapolis (12/12):** Recovered his second fumble of the season on a mishandled snap in the fourth quarter vs. the Colts. **Philadelphia (12/19):** Credited with 12 tackles ... It was the seventh time of the season that he had at least 12 tackles in a game. **Buffalo (12/26):** Named defensive co-captain for the game and made 13 total tackles. **Baltimore (1/2/00):** Tied his season and career-high with 16 tackles in the season finale, including his second sack of the season ... Intercepted his fourth pass of the year (Stoney Case) at the goal line late in the game to preserve the Patriots' 20-3 victory ... It was the third game of the season in which the defense did not allow a touchdown.

1998 (16/16, 1/1): Started every game at strong safety, one of just seven Patriots to start every game for the Patriots in 1998, extending his consecutive game streak to 42 (48 including playoff games) … Led the team in tackles with a career-high 151 stops (100 solos) and finished the season with a career-high six interceptions, second on the team … Voted to his first Pro Bowl, the first Patriot safety voted to the Pro Bowl since 1985 … Received numerous postseason accolades, including Associated Press second-team All-Pro honors … He was also named to the *Pro Football Weekly's* All-AFC Team, *Football News'* All-AFC Team and was a *Football Digest* second-team All-Pro … Recorded seven double-digit tackle outings, including a career-high 16 tackles in a victory over San Francisco (12/20) … Scored the first touchdown of his career on a 30-yard interception return vs. Tennessee (9/20) to help the Patriots to a 27-16 victory … Kept opponents under 200 passing yards in seven of the 16 regular season games … Helped form a defensive effort that limited Kansas City (10/11) to a season-low 120 yards passing, as the Patriots cruised to a 40-10 victory … He opened the season with 10 tackles (7 solos) and a pass defensed at Denver (9/7) … Reported a dozen stops and intercepted a Steve McNair pass at the 30-yard line and returned it for a touchdown vs. the Oilers (9/20), his first career touchdown … Added another dozen stops in a 30-27 victory at New Orleans (10/4) … Led the team with 12 tackles , including his only sack of the season, vs. the New

York Jets (10/19) … Dropped Vinny Testaverde for an 8-yard loss on the sack, the second of his career and the first since his rookie year … His only other sack was for a 7-yard loss vs. the Jets (12/8/96) … Intercepted his second pass of the season off Elvis Grbac in a 40-10 thrashing of Kansas City (10/11) … Named AFC Defensive Player of the Week after he led the team with 12 tackles and intercepted a pair of Peyton Manning passes, which he returned for 24 yards, in a 21-16 victory over the Colts (11/1) … The two interceptions gave him four for the year, eclipsing his career-high of three interceptions in 1997 … Posted 13 tackles and intercepted his fifth pass of the season at Buffalo (11/15) … Led the team and recorded a career-high 16 tackles in a 24-21 victory over San Francisco (12/20) … Closed out a stellar season with 11 tackles and intercepted his sixth pass of the season at New York vs. the Jets (12/27) … His six interceptions eclipsed his career total of five interceptions in his first two seasons … Led the team with eight solo tackles in the Patriots' playoff game at Jacksonville (1/3/99).

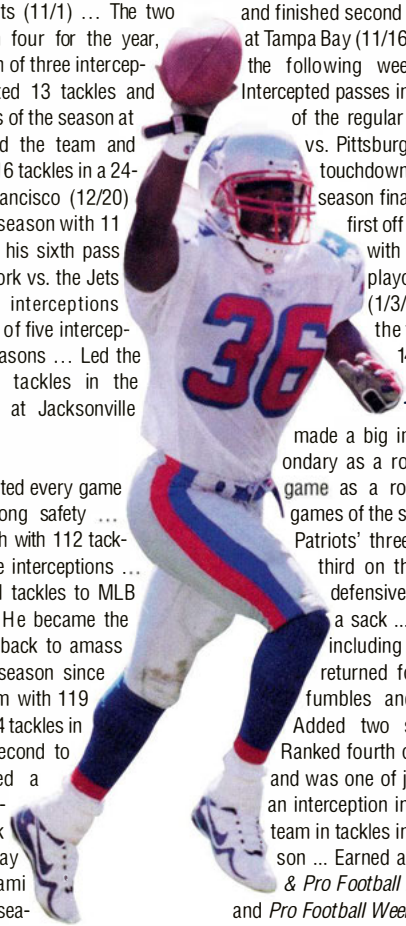

1997 (16/16, 2/2): Started every game for the Patriots at strong safety … Established a career-high with 112 tackles (82 solos) and three interceptions … Finished second in total tackles to MLB Ted Johnson (127) … He became the first Patriots defensive back to amass over 100 tackles in a season since Fred Marion led the team with 119 tackles in 1990 … His 14 tackles in the postseason were second to Johnson's 15 … Tied a career-high with 12 tackles in back-to-back games at Tampa Bay (11/16) and vs. Miami (11/23) … Opened the season with seven unassisted tackles and recovered a fumble (forced by Tedy Bruschi) vs. San Diego (8/31) … Posted seven hits vs. the Jets (9/14) … Recorded his first double-digit tackle total of the season with 10 tackles at Denver (10/6) … Intercepted his first pass of the season vs. Buffalo (10/12) … Forced his first fumble of the year with a crushing hit on Jets TE Kyle Brady, who fumbled out of bounds and finished with seven tackles at the Jets (10/19) … Finished second on the team with 10 tackles vs. Green Bay (10/27) … Led the team in tackles and forced his second fumble of the season at Minnesota (11/2) … Earned defensive team captain honors the following week and posted five tackles at Buffalo (11/9) … Recovered a fumble and finished second on the team with 12 tackles at Tampa Bay (11/16) … Equaled that tackle total the following week vs. Miami (11/23) … Intercepted passes in each of the last two games of the regular season … His interception vs. Pittsburgh (12/13) set up a Patriots touchdown … His interception in the season finale at Miami (12/22) was his first off Dan Marino … Led the team with 10 tackles in the divisional playoff game at Pittsburgh (1/3/98) and ranked second on the team in the postseason with 14 stops.

1996 (16/10, 3/3): Milloy made a big impact on the Patriots' secondary as a rookie ... He played in every game as a rookie, starting the final 13 games of the season, including each of the Patriots' three playoff games ... Ranked third on the team in tackles with 85 defensive stops (55 solos), including a sack ... Batted away eight passes, including two interceptions which he returned for 14 yards ... Forced two fumbles and made one recovery ... Added two special teams tackles ... Ranked fourth on the team with 20 tackles and was one of just three Patriots to record an interception in the postseason ... Led the team in tackles in five games during the season ... Earned all-rookie honors by *College & Pro Football Newsweekly, Football News* and *Pro Football Weekly* ... Saw action on special teams in his NFL debut at Miami (9/1), but did not record a tackle ... Recorded his first career tackle in a 31-0 victory over Arizona (9/15) and finished the game with five stops ... Finished second on the team with five stops the following week in reserve duty vs. Jacksonville (9/22) ... Tied for the

team lead with eight defensive tackles at Baltimore (10/6) ... Made his NFL starting debut two weeks later at Indianapolis (10/20) and posted eight tackles (5 solos) and forced his first career fumble ...Led the team with 10 tackles vs. Miami (11/3) and forced his second fumble of the season, jarring the ball from Karim Abdul-Jabbar ... Led the team with 10 tackles the following week at the Jets (11/10) ... Led the team and recorded a season-high with 12 tackles vs. Denver (11/17) ... Also intercepted his first career pass, which he returned for 14 yards and was selected as the Miller Lite Player of the Game for his performance ... Led the team for the fourth consecutive week with nine tackles vs. Indianapolis (11/24) and recovered his first career fumble ... Intercepted his second pass of the year at San Diego (12/1) ... Recorded his first career sack when he blitzed the Jets' Glenn Foley and dropped him for a 7-yard loss (12/8) ... Made five hits in the season finale at the Giants (12/21) ... Intercepted a Mike Tomczak pass in the third quarter and posted five hits vs. Pittsburgh (1/5/97) in the divisional playoff game ... Made seven stops vs. Jacksonville (1/12/97) ... Ranked third on the team with eight tackles vs. Green Bay in Super Bowl XXXI.

College

Milloy was one of the dominant defenders in the Pac-10 as a junior, while earning *Parade* All-American honors ... He is a tremendous athlete who was also drafted by the Cleveland Indians and Detroit Tigers. **1995:** Earned first-team All-American honors by Associated Press, Walter Camp, UPI, the American Football Coaches Association, the Football Writers Association and the *Football News* ... Was a finalist for the Jim Thorpe Award- the award given annually to the nation's best defensive back ... Earned first-team All Pac-10 honors ... Started all year at free safety and led the team in tackles for the second consecutive season with 115 stops (63 solos) ... Forced three fumbles, recovered one, intercepted one pass and returned 15 yards ... A broken bone in his left big toe required surgical repair and caused the All-American to miss the Huskies bowl game victory over Iowa. **1994:** Milloy was the only sophomore in the Pac-10 to earn all-conference honors ... Led the team and finished third in the Pac-10 with 106 tackles (67 solos), including three for losses ... became the first Husky defensive back to lead the team in tackles since Tony Bonwell recorded 142 tackles in 1972 ... Also credited with an interception, two forced fumbles and one recovery. **1993:** Played in 10 games with two starts and totaled 28 tackles (14 solos) ... Credited with three passes defensed, including two interceptions. **1992:** Redshirted as a freshman after suffering a broken foot in fall drills.

SINGLE-GAME CAREER HIGHS

Regular Season

Tackles:	16	Baltimore (1/2/00)
		at Kansas City (10/10/99)
		San Francisco (12/20/98)
Solo Tackles:	12	Baltimore (1/2/00)
Assists:	8	Buffalo (12/26/99)
Sacks:	1	Balimore (1/2/00)
		at Cleveland (10/3/99)
		New York Jets (10/19/98)
Interceptions:	2	at Indianapolis (11/1/98)
Pass Defensed:	4	Kansas City(10/11/98)

Postseaon

Tackles:	10	at Pittsburgh (1/3/98)
Solo Tackles:	8	at Jacksonville (1/3/99)
Assists:	4	Green Bay (1/26/97)
Interceptions:	1	Pittsburgh (1/5/97)
Pass Defensed:	2	at Pittsburgh (1/3/98)

Personal

Lawyer Milloy was born the son of Mae and Larry Milloy on Nov. 14, 1973 in St. Louis, Mo. ... Attended Lincoln High in Tacoma, Wash. and excelled in football, baseball and basketball ... Earned *Parade* All-American honors his senior year after rushing for 1,056 yards and 15 touchdowns as a tailback and intercepting seven passes as a safety ... Received six votes in the *Long Beach Press-Telegram's* "Best of the West" poll .. Was a three-time All-Narrows League choice and was considered the top prep prospect in the state his senior year ... Was drafted by the Cleveland Indians as a pitching prospect out of high school and lettered three seasons in baseball at the University of Washington ... Drafted by the Detroit Tigers in the 19th round of the 1995 MLB draft .. Lawyer has one daughter, Amirah (4/9/97).

LAWYER MILLOY

Pos: S **Ht:** 6-0 **Wt:** 210 **Year:** 5th **Acq:** D2-96 (36th) **College:** Washington **Born:** 11/14/73 **Contract:** '06

Regular Season			Tackles					Interceptions					Miscellaneous					Scoring		
Year	Team	G/S	TT	UT	A	S	Yds	No	Yds	Avg	Lg	TD	PD	FF	FR	Blk	SpT	Sfty	TD	Pts
1996	Patriots	16/10	85	55	30	1	7	2	14	7.0	14	0	8	2	1	0	2	0	0	0
1997	Patriots	16/16	112	82	30	0	0	3	15	5.0	15	0	11	2	2	0	1	0	0	0
1998	Patriots	16/16	151	100	51	1	8	6	54	9.0	30t	1	21	1	1	0	0	0	1	6
1999	Patriots	16/16	173	112	61	2	17	4	17	4.3	17	0	10	3	2	0	0	0	0	0
Totals-4 Years		**64/58**	**521**	**349**	**172**	**4**	**32**	**15**	**100**	**6.7**	**30t**	**1**	**50**	**8**	**6**	**0**	**3**	**0**	**1**	**6**

Postseason			Tackles					Interceptions					Miscellaneous					Scoring		
Year	Team	G/S	TT	UT	A	S	Yds	No	Yds	Avg	Lg	TD	PD	FF	FR	Blk	SpT	Sfty	TD	Pts
1996	Patriots	3/3	20	13	7	0	0	1	0	0.0	0	0	1	0	0	0	0	0	0	0
1997	Patriots	2/2	14	9	5	0	0	0	0	--	0	0	2	0	0	0	0	0	0	0
1998	Patriots	1/1	8	8	0	0	0	0	0	--	0	0	0	0	0	0	0	0	0	0
Totals-3 years		**6/6**	**42**	**30**	**12**	**0**	**0**	**1**	**0**	**0.0**	**0**	**0**	**3**	**0**	**0**	**0**	**0**	**0**	**0**	**0**

MILLOY'S CAREER GAME-BY-GAME

1996 Opponent	P/S	TT	UT	A	S/Yds	I/Yds	PD	FF	FR	W/L	Score
09/01 at Miami	p	0	0	0	- - -	- - -	-	-	-	L	10-24
09/08 at Buffalo	p	0	0	0	- - -	- - -	-	-	-	L	10-17
09/15 Arizona	p	5	2	3	- - -	- - -	-	-	-	W	31-0
09/22 Jacksonville	p	5	2	3	- - -	- - -	-	-	-	W	28-25
10/06 at Baltimore	p	8	8	0	- - -	- - -	-	-	-	W	46-38
10/13 Washington	p	2	1	1	- - -	- - -	-	-	-	L	22-27
10/20 at Indianapolis	S	8	5	3	- - -	- - -	-	1	-	W	27-9
10/27 Buffalo	S	3	1	2	- - -	- -	1	-	-	W	28-25
11/03 Miami	S	10	6	4	- - -	- -	-	1	-	W	42-23
11/10 at NY Jets	S	10	7	3	- - -	- - -	-	-	-	W	31-27
11/17 Denver	S	12	7	5	- -	1 14	2	-	-	L	8-34
11/24 Indianapolis	S	9	4	5	- - -	- -	2	-	1	W	27-13
12/01 at San Diego	S	1	1	0	- -	1 0	1	-	-	W	45-7
12/08 NY Jets	S	3	3	0	1 7	- -	1	-	-	W	24-10
12/15 at Dallas	S	4	4	0	- - -	- - -	-	-	-	L	6-12
12/21 at NY Giants	S	5	4	1	- - -	- -	1	-	-	W	23-22
1996 Totals	**16/10**	**85**	**55**	**30**	**1 7**	**2 14**	**8**	**2**	**1**		**11-5**
01/05 Pittsburgh	S	5	4	1	- -	1 0	1	-	-	W	28-3
01/12 Jacksonville	S	7	5	2	- - -	- - -	-	-	-	W	20-6
01/26 Green Bay	S	8	4	4	- - -	- - -	-	-	-	L	21-35
1996 Totals	**3/3**	**20**	**13**	**7**	**0 0**	**1 0**	**1**	**0**	**0**		**2-1**

1997 Opponent	P/S	TT	UT	A	S/Yds	I/Yds	PD	FF	FR	W/L	Score
08/31 San Diego	S	7	7	0	- - -	- - -	-	-	1	W	41-7
09/07 at Indianapolis	S	2	2	0	- - -	- -	1	-	-	W	31-6
09/14 New York Jets	S	7	6	1	- - -	- - -	-	-	-	W	*27-24
09/21 Chicago	S	3	2	1	- - -	- - -	-	-	-	W	31-3
10/06 at Denver	S	10	6	4	- - -	- - -	-	-	-	L	13-34
10/12 Buffalo	S	3	2	1	- -	1 0	1	-	-	W	33-6
10/19 at New York Jets	S	7	5	2	- - -	-	2	1	-	L	19-24
10/27 Green Bay	S	10	6	4	- - -	- - -	-	-	-	L	10-28
11/02 at Minnesota	S	10	7	3	- - -	- - -	-	1	-	L	18-23
11/09 at Buffalo	S	5	4	1	- - -	- - -	-	-	-	W	31-10
11/16 at Tampa Bay	S	12	8	4	- - -	- -	1	-	1	L	7-27
11/23 Miami	S	12	10	2	- - -	- -	1	-	-	W	27-24
11/30 Indianapolis	S	6	3	3	- - -	-	2	-	-	W	20-17
12/07 at Jacksonville	S	8	6	2	- - -	-	1	-	-	W	26-20
12/13 Pittsburgh	S	6	4	2	- -	1 15	1	-	-	L	*21-24
12/22 at Miami	S	4	4	0	- -	1 0	1	-	-	W	14-12
1997 Totals	**16/16**	**112**	**82**	**30**	**0 0**	**3 15**	**11**	**2**	**2**		**10-6**
12/28 Miami	S	4	2	2	- - -	- - -	-	-	-	W	17-3
01/03 at Pittsburgh	S	10	7	3	- - -	-	2	-	-	L	6-7
1997 Totals	**2/2**	**14**	**9**	**5**	**0 0**	**0 0**	**2**	**0**	**0**		**1-1**

1998 Opponent	P/S	TT	UT	A	S/Yds	I/Yds	PD	FF	FR	W/L	Score
09/7 at Denver	S	10	7	3	- - -	- -	1	-	-	L	21-27
09/13 Indianapolis	S	8	4	4	- - -	- - -	-	-	-	W	29-6
09/20 Tennessee	S	12	6	6	- -	1 30	1	-	-	W	27-16
10/04 at New Orleans	S	12	8	4	- - -	- -	1	-	-	W	30-27
10/11 Kansas City	S	7	4	3	- -	1 0	4	1	-	W	40-10
10/19 NY Jets	S	12	9	3	1 8	- - -	-	-	-	L	14-24
10/25 at Miami	S	4	4	0	- - -	- - -	-	-	-	L	9-12
11/01 at Indianapolis	S	12	8	4	- -	2 24	3	-	-	W	21-16
11/08 Atlanta	S	7	6	1	- - -	- -	1	-	-	L	10-41
11/15 at Buffalo	S	13	7	6	- -	1 0	3	-	-	L	10-13
11/23 Miami	S	9	4	5	- - -	- -	2	-	-	W	26-23
11/29 Buffalo	S	5	4	1	- - -	- -	1	-	-	W	25-21
12/06 at Pittsburgh	S	5	5	0	- - -	- - -	-	-	1	W	23-9
12/13 at St. Louis	S	8	7	1	- - -	- -	1	-	-	L	18-32
12/20 San Francisco	S	16	11	5	- -	- -	-	-	-	W	24-21
12/27 at NY Jets	S	11	6	5	- -	1 0	3	-	-	L	10-31
1998 Totals	**16/16**	**151**	**100**	**51**	**1 8**	**6 54**	**21**	**1**	**1**		**9-7**
01/03 at Jacksonville	S	8	8	0	- - -	- - -	-	-	-	L	10-25

1999 Opponent	P/S	TT	UT	A	S/Yds	I/Yds	PD	FF	FR	W/L	Score
09/12 at NY Jets	S	14	9	5	- -	1 0	3	-	-	-	30-28
09/19 Indianapolis	S	8	5	3	- - -	- - -	-	-	-	-	31-28
09/26 NY Giants	S	12	9	3	- - -	- - -	-	-	-	-	16-14
10/03 at Cleveland	S	8	7	1	1 7	- - -	-	-	-	-	19-7
10/10 at Kansas City	S	16	11	5	- -	1 0	1	1	1	-	14-16
10/17 Miami	S	12	8	4	- - -	-	1	-	-	-	30-31
10/24 Denver	S	14	9	5	- - -	-	1	-	-	-	24-23
10/31 at Arizona	S	4	2	2	- - -	- - -	-	-	-	-	27-3
11/15 NY Jets	S	12	9	3	- -	1 17	1	1	-	-	17-24
11/21 at Miami	S	12	8	4	- - -	- -	1	-	-	-	17-27
11/28 at Buffalo	S	9	6	3	- - -	- - -	-	-	-	-	7-17
12/05 Dallas	S	5	2	3	- - -	-	1	-	-	-	13-6
12/12 at Indianapolis	S	6	3	3	- - -	- -	-	1	-	-	15-20
12/19 at Philadelphia	S	12	7	5	- - -	- - -	-	-	-	-	9-24
12/26 Buffalo	S	13	5	8	- - -	- - -	-	-	-	-	*10-13
01/02 Baltimore	S	16	12	4	1 10	1 0	2	-	-	-	20-3
1999 Totals	**16/16**	**173**	**112**	**61**	**2 17**	**4 17**	**10**	**3**	**2**	**0**	**8-8**

* indicates overtime game

BRANDON MITCHELL

DEFENSIVE TACKLE

6-3' ★ 285LBS ★ 4TH YEAR ★ 4TH YEAR W/PATRIOTS
TEXAS A&M ★ AGRICULTURAL DEVELOPMENT
ACQ. D2-97 (59TH) ★ SIGNED THROUGH 2000
BORN 6/19/75 ★ ABBEVILLE, LA

Career Transactions

Brandon Mitchell was drafted in the second round (59th overall) in the 1997 NFL draft ... Signed by the Patriots (6/6/97) ... Placed on injured reserve (10/30/98) ... Became a restricted free agent on Feb. 11, 1999 ... Offered tender by the Patriots for the 2000 season.

Career Games Played/Started

Regular Season: 25/17, Postseason: 2/0

Career Highlights

★Brandon's first two NFL sacks were against future Hall of Fame quarterbacks John Elway and Dan Marino.

Seasonal Reviews

1999 (16/16): Started every game for the Patriots at left defensive end, opposite Willie McGinest ... Steadily amassed 61 total tackles (9th on the team), including three sacks (tied for 4th) ... Both totals represented career-highs for the third-year defensive end ... One of just six defensive players to start every game, forming a defensive unit that finished the season ranked eighth in the NFL ... It was the highest defensive ranking by the Patriots in 11 years. **NY Jets (9/12):** Made just his second NFL start in the season opener at New York. **Indianapolis (9/19):** Recovered an Edgerrin James fumble in the fourth quarter at the Colts' 37-yard line ... The ensuing drive resulted in the game-winning 26-yard field goal to give the Patriots a 31-28 victory ... It was the second consecutive game to be decided by a last second field goal. **NY Giants (9/26):** Registered five tackles as the Patriots held the Giants to just 57 yards rushing in the game and a 2.2-yard average per carry. **Cleveland (10/2):** Sacked Tim Couch for a loss of 5 yards on third down to end a fourth quarter drive ... It was his first sack of the season and the third sack of his career ... Limited the Browns to just 70 yards rushing in a 19-7 victory. **Miami (10/17):** Recorded six tackles, including his second sack of the season vs. the Dolphins. **Arizona (10/31):** Assisted in the Patriots' best defensive effort of the season, yielding just 166 total net yards in a 27-3 win over the Cardinals ... Allowed just 90 net yards passing and 76 yards rushing ... Recorded his third sack of the season in just his eighth game. **NY Jets (11/15):** Registered a career high with seven solo tackles against the Jets. **Dallas (12/5):** Shut down the Dallas rushing attack, limiting the Cowboys to just 63 yards rushing ... The Cowboys entered the game with the league's second-ranked rushing offense ... The Patriots' 13-6 victory was the franchise's first ever against the Cowboys. **Buffalo (12/26):** Recorded a career-high with nine total tackles in the game. **Baltimore (1/2/00):** Did not allow a touchdown for the third game of the season and won 20-3.

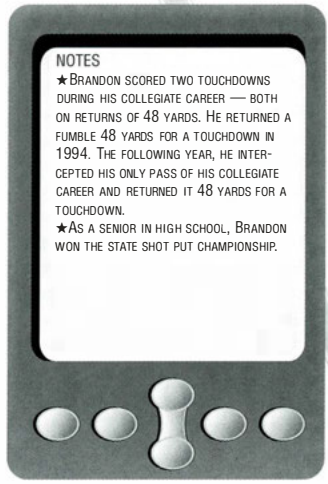

1998 (7/1, 0/0): Played in each of the first seven games of the season, earning his first start in the seventh game of the season, replacing Willie McGinest at the elephant position at Miami (10/24) ... Broke his ankle in that game, causing him to miss the remainder of the 1998 season after being placed on injured reserve (10/30) ... Opened the season with three solo tackles, including a John Elway 9-yard sack at Denver (9/7) ... It was the first sack of his career and the first by a Patriot in 1998 ... Remained an active participant in the Patriots' defensive line rotation through the first six games of the season ... Started at right defensive end and recorded a career-high with seven solo stops, including a 6-yard sack of Dan Marino, before leaving the game with a fractured

ankle at Miami (10/25) ... Ended the season with 21 total tackles (17 solo), including two sacks for 15 yards.

1997 (12/0, 2/0): Appeared in 14 games as a rookie, including both playoff games ... Backed up Willie McGinest at defensive end ... Participated on special teams and was among the reserve defensive linemen who were rotated into the lineup ... Finished the season with nine tackles, including six solo stops ... He was listed among the Patriots inactives prior to four of the first five games, but worked his way into the lineup by the sixth game of the season ... Made his NFL debut at Indianapolis (9/7) and recorded his first career tackle ... Received extensive playing time in the absence of McGinest (sprained knee) and recorded two tackles vs. Buffalo (10/12) ... Saw limited playing time, but contributed at least one tackle in each of his next three games ... Leveled Colts punter Chris Gardocki on a punt return vs. Indianapolis (11/30) ... Added a solo tackle in the season finale at Miami (12/22) ... Received limited playing time in the postseason and did not record any defensive statistics.

College

Brandon started the final 34 games of his collegiate career and totaled 174 total tackles (121 solos), including a school record 33 tackles for loss ... Finished his career with 21 sacks for 130 yards and 23 defensive pressures ... Moved ahead of Sam Adams (20.5 sacks) into seventh place on the Aggie's all-time sack list. **1996 (Senior):** Started every game at left defensive end and totaled 53 tackles (31 solos), including six sacks for 33 yards ... Earned All-Big Twelve first-team honors ... Semi-finalist for the Lombardi Award, given annually to the nation's top lineman. **1995 (Junior):** Earned first-team All-American honors from the Walter Camp Foundation after posting 52 tackles and six sacks as a junior ... Selected first-team All-Southwest Conference and finished as a semi-finalist for the Lombardi Award ... Started every game at left defensive end. **1994 (Sophomore):** Earned consensus first-team all-conference honors and was named Southwest Conference Defensive Player of the Year after starting every game at left defensive end and totaling a career-high 62 tackles (50 solos) to lead all defensive lineman ... Credited with 11 tackles for loss and added a career-high nine sacks for 71 yards, giving him a single-season total of 20 stops behind the line of scrimmage for losses totaling 96 yards ... Forced two fumbles and made three recoveries ... Credited with five quarterback pressures and six pass deflections. **1993 (Freshman):** Played in every game as a reserve defensive end as a true freshman and finished the season with seven tackles (4 solos) ... Played in the Cotton Bowl vs. Notre Dame, but did not register a tackle in the game.

Personal

Brandon Pete Mitchell was born the son of Marilyn Ursin and Paul Mitchell on June 19, 1975 in Abbeville, La. ... Attended Abbeville (La.) High, where he earned prep All-American honors ... Totaled 112 tackles, including 14 for loss and seven sacks as a senior ... Posted 125 tackles as a junior ... Lettered in track and won the prep state championship in the shot put ... Majored in agricultural development at Texas A&M.

HOLDING THE LINE

In 1999, Brandon Mitchell helped form one of the most consistent Patriots defensive lines in years. Each of the four linemen started every game and had at least three sacks. Their 1999 statistical totals are listed below:

Name	Starts	TT	UT	A	S	Yds
Thomas	16	87	56	31	3	22.0
McGinest	16	84	70	14	9	59.5
Mitchell	16	61	41	20	3	13.0
Eaton	16	53	40	13	3	10.5

BRANDON MITCHELL

Pos: DT **Ht:** 6-3 **Wt:** 285 **Year:** 4th **Acq:** D2-97 (59th) **College:** Texas A&M **Born:** 6/19/75 **Contract:** '00

Regular Season			Tackles					Ints.			Misc.			Postseason Statistics										
Year	Team	G/S	TT	UT	A	S	Yds	No	Yds	PD	FF	FR	SpT	G/S	TT	UT	A	S	Yds	Int	Yds	PD	FF
1997	Patriots	12/0	9	6	3	0	0	0	0	0	0	0	0	2/0	0	0	0	0	0	0	0	0	0
1998	Patriots	7/1	21	17	4	2	15	0	0	0	0	0	0	injured reserve									
1999	Patriots	16/16	61	42	19	3	13	0	0	3	0	1	0	--	-	-	-	-	-	-	-	-	-
Totals–3 Years		**35/17**	**91**	**65**	**26**	**5**	**28**	**0**	**0**	**3**	**0**	**1**	**0**	**2/0**	**0**	**0**	**0**	**0**	**0**	**0**	**0**	**0**	**0**

SEAN MOREY

WIDE RECEIVER

5-11' ★ 190LBS ★ 2ND YEAR ★ 2ND YEAR W/PATRIOTS
BROWN ★ ORGANIZATIONAL BEHAVIOR AND MANAGEMENT
ACQ: D7b-99 (241ST) ★ SIGNED THROUGH 2000
BORN: 2/26/76 ★ MARSHFIELD, MA

Career Transactions

Sean Morey was drafted by the Patriots with their second pick in the seventh round (241st overall) of the 1999 NFL draft ... The pick was obtained from the NFL as compensation for losing free agent fullbacks Keith Byars and Sam Gash ... Signed a one-year deal on June 10, 1999.

Seasonal Reviews

2000 (NFL Europe-Barcelona): Morey finished the 2000 NFL Europe season with 37 catches for 415 yards (11.2 avg.) and three touchdowns... Voted NFL Europe Player of the Week following his 10 catch, 107 yard and one touchdown performance against the Berlin Thunder ... Led the Dragons with seven catches for 61 yards and one touchdown vs. the Rhein Fire in Week Four ... Blocked a punt out of the end zone for a safety vs. the Berlin Thunder during Week Eight ... Added four catches for 43 yards against the Thunder.

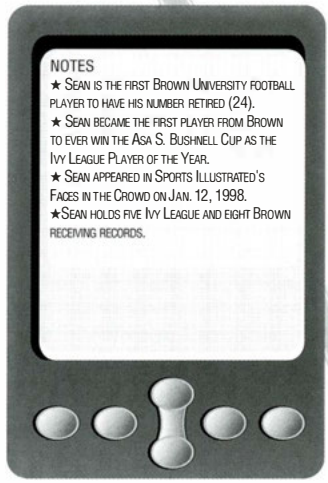

1999 (2/0): Played in the final two games of the season on special teams ... Made the opening day roster, but was inactive for the season opener at New York (9/12) ... Released on Sept. 15 and was re-signed to the team's practice squad ... Re-signed to the 53-man roster on Dec. 7 ... Listed among the team's inactive players prior to the next two games, at Indianapolis (12/12) and at Philadelphia (12/19). **Buffalo (12/26):** The Marshfield, Mass. native made his NFL debut at Foxboro Stadium and made two solo special teams tackles. **Baltimore (1/2/00):** Appeared in the season finale vs. the Ravens and was credited with two more special teams tackles.

College

Morey totaled an Ivy-League record 251 receptions, 3,850 yards and 39 touchdowns while earning four letters (1995-98) at Brown University ... Voted Ivy-League Player of the Year in 1997 following his 74 receptions for an Ivy League record 1,434 yards and 15 touchdowns ... Voted three-time first-team All-Ivy League (1996-98) ... Three-time first team All-New England (1996-98) ... He is the first Brown University football player to have his number retired (24) ... Holds 11 individual records at Brown, including career records for pass receptions (251), receiving yards (3,850), touchdown receptions (39), points scored (240) and kickoff return yards (1,736) ... He also owns records for the most receptions in a season (83, 1998) single game records for receiving yards (221; vs. Cornell 1997), touchdown receptions (3; vs. Cornell and Columbia 1997) and longest pass reception (92 yards vs. Fordham 1997) ... Ranks third behind Jerry Rice, San Francisco 49ers (4,693) and Dedrick Ward, New York Jets (3,876) in the NCAA I-AA all-time record book with 3,850 receiving yards ... Also ranks third with 251 receptions and fourth with 39 touchdowns, Rice leads both categories (301 and 50) ... Started all 40 games during his college career and caught at least one pass in every game. **1998 (Senior):** Earned first team All-Ivy League, first team All-New England and second team *USA Today*/ESPN All-American accolades ... Caught 83 passes for 1,023 yards and scored 10 touchdowns while starting in all 10 games ... Added 518 kickoff return yards, including one touchdown and 53 yards rushing ... Opened his senior

campaign by earning the Ivy League Honor Roll with six catches for 64 yards, one touchdown and added a 90-yard kickoff return for another score. **1997 (Junior):** Morey became the first player from Brown to ever win the Asa S. Bushnell Cup as the Ivy League Player of the Year ... Voted second-team Associated Press All-American, was a unanimous first-team All-Ivy selection and first-team ECAC All-Star ... Appeared in *Sports Illustrated's* Faces in the Crowd on Jan. 12, 1998 ... Led the nation (NCAA I-AA) in receiving yards per game with a 143.4 yard average and ranked fifth nationally with 7.30 receptions per game; 1,434 yards on 74 catches ... Set Brown and Ivy League records with 1,434 receiving yards and 15 touchdowns ... His 74 catches rank second in school history ... Recorded 100 or more receiving yards in nine of 10 games and multiple touchdowns in five games. **1996 (Sophomore):** Earned first-team All-Ivy and second-team ECAC All-Star acclaim ... Started all 10 games and caught 60 passes for 939 yards (15.7 avg.) and scored seven touchdowns ... His 939 yards ranked third overall and his 60 receptions ranked fourth overall in school history ... Returned 17 kickoffs for 372 yards (21.9 avg.). **1995 (Freshman):** Voted Ivy League Rookie of the Year and winner of the Joe Paterno Award as Brown's Outstanding Freshman Athlete ... Recorded 34 catches for 454 yards, including a team-high seven touchdowns, 386 kickoff return yards and 46 rushing yards (886 total yards).

Personal

Sean Joseph Morey was born the son of Dennis and Patricia Morey on Feb. 26, 1976 ... Named New England Prep School Player of the Year at Hebron (Maine) Academy ... Caught 33 passes for 675 yards and 17 touchdowns at Hebron ... Selected as a Boston Globe All-Star and Patriot Ledger all-scholastic team at Marshfield (Mass.) High ... Lettered in basketball and track ... He is one of four children (two brothers and a twin sister) ... Majored in organizational behavior and management at Brown.

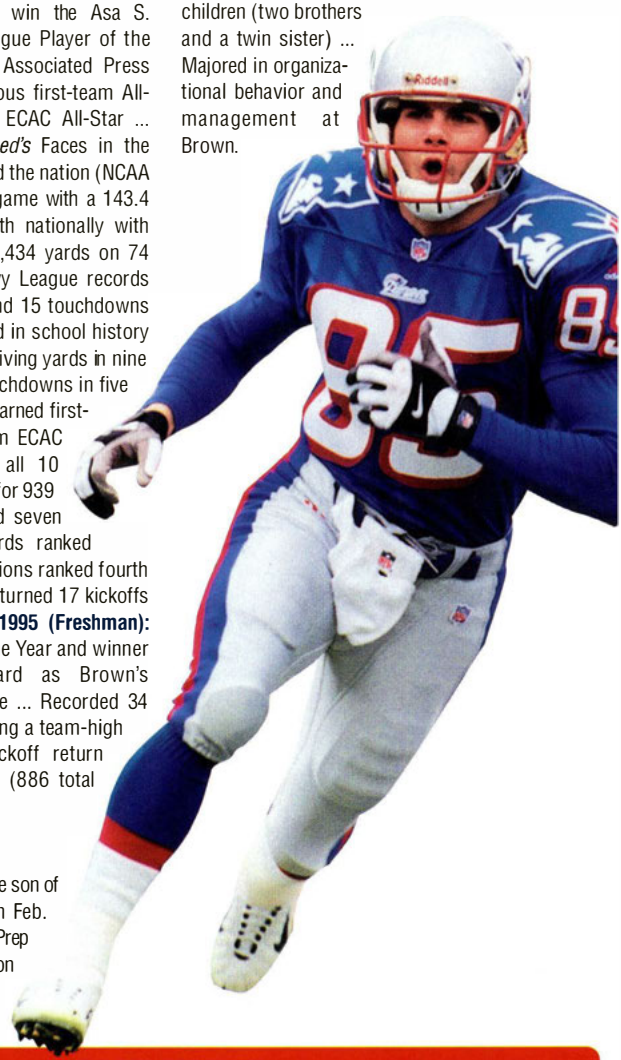

SEAN MOREY

Pos: WR **Ht:** 5-11 **Wt:** 190 **Year:** 2nd **Acq:** D7b-99 (241st) **College:** Brown **Born:** 2/26/76 **Contract:** '00

			Receiving				Rushing			Fumbles		Tackles		Postseason Receiving				
Year	Team	G/S	No	Yds	Avg	Lg	TD	No	Yds	TD	No	Lost	Misc.	SpT	G/S	No	Yds	Avg	Lg	TD
1999	Patriots	2/0	0	0	0.0	0	0	0	0	0	0	0	0	4	--	-	-	-	-	-

TODD RUCCI

GUARD

6-5' ★ 305LBS ★ 8TH YEAR ★ 8TH YEAR W/PATRIOTS
PENN STATE ★ HEALTH EDUCATION
ACQ: D2b-93 (51ST) ★ SIGNED THROUGH 2002
BORN: 7/14/70 ★ UPPER DARBY, PA

Career Transactions

Todd Rucci was drafted by the Patriots in the second round of the 1993 NFL draft (51st player selected) with one of the selections acquired from Miami in exchange for wide receiver Irving Fryar ... Signed with the Patriots (7/22/93) ... Placed on injured reserve with pectoral muscle injury (9/19/93) ... Re-signed by Patriots (2/24/98).

Career Games Played/Started

Regular Season: 85/75, Postseason: 7/7

Career Highlights

★During his career, Todd has started all seven Patriots playoff games, including Super Bowl XXXI.

★For the past three years, Rucci has helped create running lanes that have allowed Patriots backs to average over 4.0 yards per carry (research provided by Stats Inc.). In 1997, the Patriots averaged 5.3 yards per carry when running to the right (6th in the NFL). In 1998, backs averaged 5.0 yards per carry (2nd) running to the right. In 1999, they averaged 4.1 yards per carry (17th) to the right (compared to just 3.6 yards per carry to the left).

★Named offensive team captain vs. Tennessee (9/20/98) and San Francisco (12/20/98) – both were victories.

★Rucci started in his NFL debut, but missed 14 games his rookie year after suffering a torn right pectoral muscle while lifting weights. He returned from the injury to regain his starting position in 1994, starting 10 of 13 games at the end of the season.



Seasonal Reviews

1999 (16/15): Played in every game with 15 starts at right guard ... Did not start at Philadelphia (12/19), but played as part of a guard rotation that was used throughout the regular season. **NY Jets (9/12):** Helped the Patriots accumulate 396 yards of total offense and a 30-28 victory in the season opener vs. the Jets. **Indianapolis (9/19):** Powered the Patriots to their first of three 400-yard games of the season in a 31-28 victory over the Colts. **Cleveland (10/3):** Named offensive co-captain for the game ... Helped amass a season-high 451 yards of total offense as the Patriots improved to 4-0 for the second time in three seasons with a 19-7 victory over the Jets. **Arizona (10/31):** Cleared the way for the Patriots to rush for 142 yards in a 27-3 victory over the Cardinals. **Indianapolis (12/12):** Eclipsed the 400-yard plateau for the third and final time of the season with 401 yards against the Colts. **Philadelphia (12/19):** Named offensive co-captain for the game. **Buffalo (12/26):** Powered an offensive line that paved the way to a season-high 158 yards rushing, led by Terry Allen's 126 yards rushing.

1998 (16/16; 1/1): Started every game for the Patriots at right guard ... He was one of only seven players to start every game for the Patriots ... Of the 1,480 rushing yards by the Patriots in 1998, over half were on runs to the right side of the line (786 yards on 158 carries) ...Overall, the Patriots averaged 3.7 yards per carry (23rd in NFL), yet, when running to the right they averaged 5.0 yards per carry (2nd in NFL) ... A member of an offensive line which overpowered the Kansas City Chiefs (10/11) for a team record 31 first downs and a season-high 206 yards rushing ... Helped the team reach the 200-yard plateau at St. Louis (12/13), as

the team averaged 7.1 yards per carry … Helped the team average 6.5-yards per carry in the season finale at New York (12/27) … Started six games in which the line allowed no more than one sack – the Patriots were 5-1 in those games … Protected Drew Bledsoe from being sacked in victories over Indianapolis (9/13) and Kansas City (10/11).

1997 (16/16, 2/2): Started every game at right guard … Complemented right tackle Zefross Moss, forming a powerful run-blocking tandem … Patriots backs averaged 5.3 yards per carry when rushing to the right – the sixth highest total in the league (research provided by Stats Inc.) … Recorded a tackle after a Bledsoe interception and forced a fumble vs. Green Bay (10/27) … Credited with his second tackle of the season at Tampa Bay (11/16) after a Patriots turnover … Named offensive team captain vs. Pittsburgh (12/13) … Started both playoff games.

1996 (16/12, 3/3): Rucci played in every game, starting the final 12 regular season games and each of the three playoff games at right guard ... He was the only Patriots starting offensive linemen who did not allow a full sack all season, but shared the responsibility on one sack ... Was a key member of an offensive line which allowed just 30 sacks all season ... Their sack ratio of one sack for every 21.9 passes ranked sixth in the league ... Paved the way for Curtis Martin to eclipse the 1,000-yard rushing plateau for the second consecutive season - the first Patriots running back to accomplish the feat ... Allowed the running lanes for Martin to rush for over 140 yards in three different games; Oct. 13 vs. Washington (164 yards), Nov. 24 vs. Indianapolis (141) and in the divisional playoff game Jan. 5 vs. Pittsburgh (166).

1995 (6/5): Rucci opened the 1995 season as the starter at right guard, but lost that role in the sixth game of the season when he was replaced by Bob Kratch prior to the Kansas City contest (10/15) ... He was reported among the Patriots' inactives prior to each of the remaining 10 games of the season.

1994 (13/10, 1/1): Started the final 10 games of the season and the Patriots' playoff game at Cleveland after replacing an injured Doug Skene (knee) vs. the Raiders (10/9) ... Played on punt coverage and field goal teams ... Downed a "pooch" punt at the one-yard line in a 24-13 victory vs. the Jets (12/4) ... Allowed only 1.5 sacks in 10 starts at right guard on a unit which only allowed 22 sacks all season.

1993 (2/1): Started in his professional debut in the 1993 season opener at Buffalo (9/5) ... Played, but did not start, the following week vs. Detroit (9/12) ... Suffered a torn right pectoral muscle prior to the third game of the season and was placed on the reserve injured list (9/17) for the remainder of the year ... The injury occurred while lifting weights ... He spent the remainder of the year rehabilitating from the injury.

College

Proved to be a superb pass protector and an aggressive drive blocker in Joe Paterno's system at Penn State (1989-92) ... Originally recruited to Penn State as a defensive lineman, but made the successful transition to offense in the spring of 1990 ... Played right tackle for the Nittany Lions from 1990 through 1992 ... Started five of final six games at right tackle in 1992 as a senior ... Received the Red Worrell Award as the most improved offensive player in the 1991 spring drills ... Played in every game as a sophomore, averaging over 12 minutes of action in each contest ... Competed among the defensive linemen as a freshman.

Personal

Todd L. Rucci was born on July 14, 1970 in Upper Darby, Pa. ... He was an all-state selection as a senior at Upper Darby (Pa.) High and was selected to play in Pennsylvania's Big 33 All-Star football game in 1988 ... Did not play football as a junior in high school ... Majored in health education at Penn State ... Todd and his wife, Stacy, reside in Southboro, Mass .

TODD RUCCI'S NFL STATISTICS

Misc. Tackles — 1996 (1), 1997 (2), 1998 (1), 1999 (2)
Fumbles Forced — 1997 (1)

ROD RUTLEDGE

TIGHT END

6-5' ★ 270LBS ★ 3RD YEAR ★ 3RD YEAR W/PATRIOTS
ALABAMA ★ HUMAN PERFORMANCE
ACQ: D2b-98 (54TH) ★ SIGNED THROUGH 2001
BORN: 8/12/75 ★ BIRMINGHAM, AL

Career Transactions

Rodrick Rutledge was drafted by the Patriots in the second round (54th overall) of the 1998 NFL draft ... Signed by the Patriots on June 15, 1998.

Career Games Played/Started

Regular Season: 32/6, Postseason: 1/1

Seasonal Reviews

1999 (16/2): Played in every game for the Patriots, including two starts at tight end ... Caught seven passes in seven different games for a total of 66 yards. **NY Jets (9/12):** Caught the first reception of his NFL career, a 9-yard pass from Drew Bledsoe in the first quarter. **NY Jets (11/15):** Credited with a 13-yard reception. **Miami (11/21):** Made his first start of the season when the Patriots opened in double tight end formation ... Started opposite Ben Coates. **Dallas (12/5):** Started his second game of the season, his first in single tight end formation.

1998 (16/4, 1/1): Played in every game for the Patriots, starting four regular season and one playoff game opposite Ben Coates when the Patriots opened games in double-tight end formation … He did not record any offensive statistics in those games … Made his NFL debut in the season opener at Denver (9/7), but saw limited action as a run-blocking tight end in short-yardage situations … Made his NFL starting debut the following week vs. Indianapolis (9/13) when the Patriots opened the game in double-tight end formation … Also started at Buffalo (11/14), at Pittsburgh (12/5), in the season finale at the New York Jets (12/27) and in the Patriots playoff game at Jacksonville (1/3/99).



College

Started 16 of 47 games for the Crimson Tide (1994-97) at tight end and caught 23 passes for 259 yards and one touchdown. **1997 (Senior):** Missed spring drills with a knee sprain, but returned in the fall and started every game for the Tide ... He caught 15 passes for 160 yards (10.7 avg.) and a touchdown … Credited with 75 knockdown blocks as a senior. **1996 (Junior):** Appeared in every game and made three starts as a junior … Caught seven passes for 91 yards (13.0 avg.) and was credited with a team-leading 63 knockdown blocks — seven of which resulted in Alabama touchdowns … Also credited with a special teams tackle. **1995 (Soph-omore):** Played in every game, starting the last two games of the season … Credited with 33 knockdown blocks despite limited playing time. **1994 (Freshman):** Played in all 13 games as a true freshman as a reserve tight end and on special teams.

Personal

Rodrick Almar Rutledge was born the son of Rose and Wallace Rutledge on Aug. 12, 1975 in Birmingham, Ala. … Starred in football at Erwin High in Birmingham, Ala. and caught 19 passes for 331 yards and four touchdowns as a senior to earn all-state honors by the *Birmingham News* … Rated the state's sixth-best prospect by the *Birmingham Post-Herald* … Competed on both offense and defense … Named the team's "Lifter of the Year" for his performance in the Tide's offseason conditioning program ... Rod and his wife, Roydena, have one daughter, Rodrika (4/5/97).

ROD RUTLEDGE

Pos: TE **Ht:** 6-5 **Wt:** 270 **Year:** 3rd **Acq:** D2b-98 (54th) **College:** Alabama **Born:** 8/12/75 **Contract:** '01

Regular Season			Receiving					Fumbles		Tackles		Postseason Statistics									
Year	Team	G/S	No	Yds	Avg	Lg	TD	No	Lost	SpT	Misc	G/S	Rec	Yds	Avg	Lg	TD	Fm	Lst	SpT	Misc
1998	Patriots	16/4	0	0	0.0	0	0	0	0	0	0	1/1	0	0	0.0	0	0	0	0	0	0
1999	Patriots	16/2	7	66	9.4	13	0	1	1	1	0	--	-	-	-	-	-	-	-	-	-
Totals–2 Years		**32/6**	**7**	**66**	**9.4**	**13**	**0**	**1**	**1**	**1**	**0**	**1/1**	**0**	**0**	**0.0**	**0**	**0**	**0**	**0**	**0**	**0**

LANCE SCOTT

CENTER/GUARD

6-3' ★ 300LBS ★ 6TH YEAR ★ 1ST YEAR W/PATRIOTS
UTAH ★ EXERCISE SPORT & SCIENCE
ACQ: UFA-00 (NYG) ★ SIGNED THROUGH 2001
BORN: 2/15/72 ★ SALT LAKE CITY, UT

Career Transactions

Lance Scott signed with the Patriots as an unrestricted free agent from the New York Giants on April 10, 2000 … Originally a fifth-round (165th overall) draft choice by the Arizona Cardinals in 1995 … Waived by Arizona (8/27/95) … Signed onto the Cardinals practice squad (10/2/95) and then signed to their active roster (11/17/95) … Waived by Arizona (8/19/97) … Signed by the Giants as a free agent (8/25/97) … Placed on injured reserve by the Giants with a right knee injury (9/5/99) and missed the entire 1999 season.

Career Games Played/Started

Regular Season: 32/27 Postseason: 1/1

Career Highlights

★Missed the entire 1999 season after suffering a knee injury during the preseason and was placed on injured reserve.

★In 1998, Scott started every game at center and helped the N.Y. Giants rush for over 100 yards in 10 games and paved the way for Gary Brown to rush for 1,063 yards.

★During his two seasons in New York, the Giants rushed for over 100 yards in 19 of his 27 starts.

★Handled the long-snapping duties for the Giants for two years (1997-98).

Seasonal Reviews

1999 (0/0 - NY Giants): Placed on injured reserve (9/5) with a right knee injury and missed the entire 1999 season.

1998 (16/16 - NY Giants): Started all 16 games at center and handled the long snapping duties on punts and kicks ... Blocking helped team surpass the 100-yard mark in 10 games and Brown finish seventh in the NFC with 1,063 yards rushing ... Play helped the Giants produce 390 yards in total offense, including a 108-yard rushing performance by Brown vs. Arizona (10/18) ... In the rematch, he helped power the Giants to 200 yards on the ground, including a 124-yard rushing performance by Brown, and did not allow a sack at Arizona (12/6) ... Line provided the protection for quarterback Kent Graham, who threw for 265 yards and two touchdowns in a victory over Denver (12/13) ... It was the Broncos' first loss of the season ... Helped the Giants close out the season with a season-high 209 yard rushing performance at Philadelphia (12/27).

1997 (16/11–NY Giants): Signed by the Giants prior to the start of the regular season (8/25) after being waived in training camp by the Cardinals (8/19) ... Immediately utilized as the Giants long-

snapper on punts and field goals ... Inserted into the Giants line-up, replacing the injured Derek Engler vs. New Orleans (9/28), and started the next 11 games at center, including the wild-card game vs. Minnesota (12/27) ... Giants surpassed the 100-yard mark in nine of Scott's 11 starts ... Made his first career NFL start vs. Dallas (10/5) ... Offensive line helped generate 426 yards in total offense at Arizona (10/12), including 239 yards on the ground and the entire offensive line was awarded a game ball by the coaching staff for its performance ... Helped open holes for a running game that generated 201 yards vs. Arizona (11/16) ... Blocking helped the Giants gain 208 yards on the ground, including a 114-yard rushing performance by RB Tiki Barber at Philadelphia (12/7) ... Named Special Teams MVP by the coaching staff for his performance against the Eagles ... Closed out the regular season by helping the Giants gain 147 yards on the ground at Dallas (12/21).

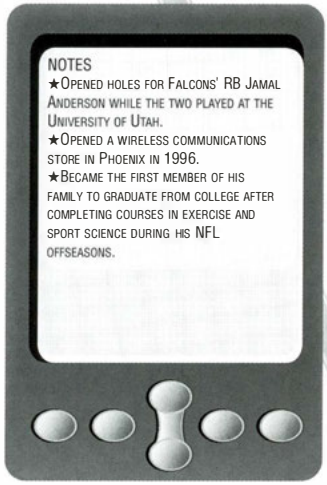

1996 (0/0–Arizona): Listed among the inactives for the Cardinals season-opener at Indianapolis (9/1) ... Suffered a separated left shoulder during practice prior to the home-opener vs. Miami (9/8) and was placed on injured reserve (10/16) for the remainder of the season.

1995 (0/0–Arizona): Joined the Cardinals as a fifth-round draft choice (165th overall pick) ... Waived on the final roster cutdown (8/27) ... Spent part of the season on the practice squad before being promoted to the active roster for the last six games of the season ... He was active for the final three games of the year but did not play.

College

A three-year starter and two-time all-Western Athletic Conference choice at Utah ... Earned United Press International honorable mention All-America notice as a senior ... A key cog in a resurgent Utah football program that earned three consecutive bowl appearances.

Personal

Lance Scott was born on Feb. 15, 1972 in Salt Lake City, Utah ... A two-time all-region offensive and defensive lineman at Taylorsville High Scool in Salt Lake City, Utah ... Also lettered in hockey, baseball and track ... Opened a wireless communications store in Phoenix in 1996 ... Became the first member of his family to graduate from college after completing courses in exercise and sport science during his NFL offseasons ... Lance and his wife, Stacy, have two sons, Tucker and Taylor.



KATO SERWANGA

CORNERBACK

6-0' ★ 200LBS ★ 2ND YEAR ★ 2ND YEAR W/PATRIOTS

CALIFORNIA ★ BUSINESS

ACQ: FA-98 ★ SIGNED THROUGH 2000

BORN: 7/23/76 ★ KAMPALA, UGANDA

Pronunciation: kah-TOE SIR-wahn-gah

Career Transactions

Kato Serwanga originally signed with the New England Patriots as a rookie free agent follow-

ing the 1998 NFL draft on April 24, 1998 ... Waived (8/30/98) and re-signed to the practice squad (8/31/98) ... Activated to 53-man roster on Dec. 1, 1998 ... Re-signed a one-year deal on April 3, 2000.

Career Games Played/Started

Regular Season: 16/3, Postseason: 0/0

Career Highlights

★Recorded a team-high 16 tackles, including his first career sack vs. Buffalo (12/26/99). His 16 tackles tied Lawyer Milloy's single-game high for the season.

★Despite limited playing time in a nickel-back role most of the 1999 season, Kato still finished tied for second on the team with three interceptions and second with 15 passes defensed.

★Intercepted the first pass of his NFL career when he picked off a Dave Brown pass, intended for Frank Sanders (10/31/99).

★Made his starting debut at Philadelphia (12/19/99) when he replaced Ty Law at left cornerback due to an injury.

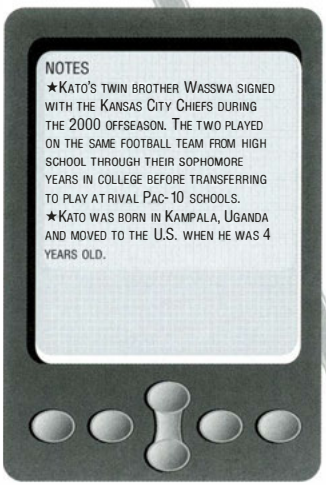

Seasonal Reviews

1999 (16/3): Played in every game, starting the final three games of the regular season at left cornerback after Ty Law was placed on injured reserve with a broken bone in his right hand ... Used primarily as a special teams player early in the season, but saw his role grow into a nickel back and eventually into a defensive starter ... Finished the season with 49 tackles, including 41 solo stops and was tied for second on the team with three interceptions ... His 15 passes defensed were second only to Law's 19 ... He was also credited with two forced fumbles and a fumble recovery ... Added five special teams tackles. **Cleveland (10/3):** Recovered his first career fumble in a 19-7 victory over the Browns. **Kansas City (10/10):** Forced his first career fumble when he stripped All-Pro tight end Tony Gonzalez of the ball to end a Chiefs scoring threat just before the half ... Finished the game with four defensive tackles, despite seeing limited playing time as a reserve defensive back on passing downs. **Arizona (10/31):** Intercepted the first pass of his NFL career when he picked off a Dave Brown pass, intended for Frank Sanders, one of two passes defensed in the game ... Finished with four tackles, including three assists. **Philadelphia (12/19):** Made his NFL starting debut at left cornerback, replacing the injured Ty Law ... Intercepted his second pass of the season, one of three passes defensed on the day ... Recorded five tackles, including four solo stops. **Buffalo (12/26):** Started his second game of the season and led the team with 16 tackles, tying Lawyer Milloy's single-game high for the season ... Recorded his first career sack on a corner blitz when he dropped Doug Flutie for a 6-yard loss. **Baltimore (1/2/00):** Concluded a spectacular month with eight tackles against the Ravens ... Intercepted a third quarter pass by Tony Banks in the end zone to end a scoring threat and preserve a 20-3 victory ... It was his third interception of the year ... Only Lawyer Milloy (4) had more interceptions for the Patriots in 1999.

College

A two-year starter at the University of California, after transferring from Pacific in 1996 ... Recorded 75 tackles in two seasons at Cal and was credited with five interceptions and five forced fumbles ... Combining his four-year collegiate totals, Serwanga played in 41 games, totaled 161 tackles, two sacks, 13 interceptions, 26 passes defensed, seven forced fumbles and four fumble recoveries. 1997 (Senior): Played in 11 games and recorded 35 tackles. 1996 (Junior): Transferred to Cal after Pacific

dropped its football program ... Credited with 40 tackles and intercepted four passes in his first year at Cal ... Forced three fumbles. 1995 (Sophomore): Transferred from Sacramento State to Pacific, where he played in seven games and was credited with 41 tackles and four interceptions. 1994 (Freshman): Played in 11 games as Sacramento State and earned Rookie of the Year honors after starting every game and finishing the year with 45 tackles and four interceptions.

SERWANGA'S CAREER GAME-BY-GAME

1999	Opponent	P/ST	TUT	A	S/Yd	I/Yds	PD	FF	FR	Sp	T	Score
09/12	at N.Y. Jets	p	0	0	0	- - - -	- - -	-	-	1	W	30-28
09/19	Indianapolis	p	0	0	0	- - - -	- - -	-	-	1	W	31-28
09/26	N.Y. Giants	p	0	0	0	- - - -	1 - -	-	-		W	16-14
10/03	at Cleveland	p	1	1	0	- - - -	1 - 1	-	-		W	19-07
10/10	at Kansas City	p	4	4	0	- - - -	- 1 -	1	-	1	L	14-16
10/17	Miami	p	3	2	1	- - - -	2 - -	-	-		L	30-31
10/24	Denver	p	2	2	0	- - - -	2 - -	-	-		W	24-23
10/31	at Arizona	p	4	1	3	- - 1	2 2 -	-	-	1	W	27-03
11/15	N.Y. Jets	p	0	0	0	- - - -	- - -	-	-		L	17-24
11/21	at Miami	p	0	0	0	- - - -	- - -	-	-		L	17-27
11/28	at Buffalo	p	2	2	0	- - - -	- - -	-	-		L	07-17
12/05	Dallas	p	2	2	0	- - - -	- - -	-	-		W	13-06
12/12	at Indianapolis	p	2	2	0	- - - -	1 - -	-	-		L	15-20
12/19	at Philadelphia	S	5	4	1	- - 1	0 3 -	-	-		L	09-24
12/26	Buffalo	S	16	14	2	1 6 -	- 1 -	-	1		L	10-13 ot
01/02	Baltimore	S	8	7	1	- - 1	0 2 1	-	-		W	20-03
Season Totals			**16-3**	**49**	**41**	**8 1 6**	**3/ 2**	**15 2**	**1**	**5**		**8-8**

Personal

Kato Serwanga was born the son of Robina and Patrick Serwanga in Kampala, Uganda on July 23, 1976 ... Moved to Sacramento, Calif. with his family when he was 4 years old ... His identical twin, Wasswa, played with Kato at every level through their sophomore seasons in college, until transferring to rival Pac-10 schools as juniors. Wasswa is now a member of the Kansas City Chiefs.

KATO SERWANGA

Pos: CB **Ht:** 6-0 **Wt:** 200 **Year:** 2nd **Acq:** FA-98 **College:** California **Born:** 7/23/76 **Contract:** '00

Regular Season			Tackles					Interceptions					Miscellaneous					
Year	Team	G/S	TT	UT	A	S	Yds	No	Yds	Avg	Lg	TD	PD	FF	FR	Yds	TD	SpT
1999	Patriots	16/3	49	41	8	1	6	3	2	0.7	2	0	15	2	1	0	0	5

HAROLD SHAW

FULLBACK

6-0' ★ 230LBS ★ 3RD YEAR ★ 3RD YEAR W/PATRIOTS
SOUTHERN MISSISSIPPI ★ COMMUNICATIONS
ACQ: D6-98 (176TH) ★ SIGNED THROUGH 2000
BORN: 9/3/74 ★ MAGEE, MS

Career Transactions

Harold Shaw was drafted by the Patriots in the sixth round (176th overall) of the 1998 NFL draft ... Signed by the Patriots on July 16, 1998.

Career Games Played/Started

Regular Season: 19/0, Postseason: 1/0

Seasonal Reviews

1999 (8/0): Played in eight games for the Patriots, primarily on special teams ... Saw his first offensive action in the final two regular season games of the season ... Missed half the season due to a left quadriceps injury he suffered vs. the Giants (9/26). **Indianapolis (9/19):** Named special teams co-captain for the game. **Buffalo (12/26):** Received his first offensive opportunity in a reserve role at running back and rushed for 6 yards on four carries ... Picked up 29 yards on a pass from Drew Bledsoe, one of two receptions in the game. **Baltimore (1/2/00):** Picked up 17 yards on five carries, including a long of 12 yards on a run off left tackle.

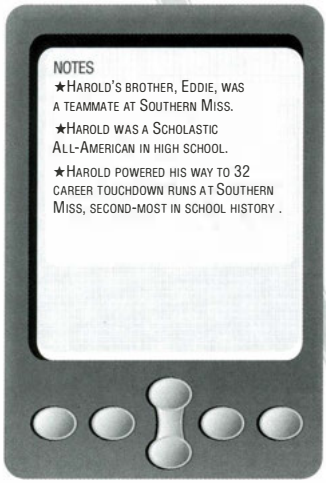

1998 (11/0, 1/0): Played in 11 of 16 possible regular season games as a rookie and appeared in his first playoff game on special teams ... Listed among the team's inactives prior to five of the first six games of the season ... Made his NFL debut in the 1998 home opener vs. Indianapolis (9/13) and was credited with a pair of special teams tackles ... Appeared in each of the final 10 games of the regular season, playing exclusively on special teams ... Posted a pair of special teams tackles in five of his 11 games ... He did not record any offensive statistics during his rookie campaign, but finished seventh on the team with 15 special teams tackles

College

Shaw was a four-year letterman at Southern Mississippi (1994-97), where he started 22 of 45 games and rushed for 2,286 yards and 32 touchdowns on 609 carries. **1997 (Senior):** Started every game and rushed for 1,107 yards and 16 touchdowns on 262 carries (4.2 avg.) ... Added 28 receptions for 161 yards (5.8 avg.) and returned five kicks for 52 yards ... Earned First-Team All-Conference USA honors after leading the conference in rushing ... Became the first player at Southern Miss to rush for over 1,000 yards since 1987 (Sheldon Gandy) ... Only Sammy Winder rushed for more touchdowns in a season (20 in 1980) than Shaw's 16 scores as a senior ... Eclipsed the 100-yard plateau five times during the season ... Gained 127 yards on 29 carries (4.4 avg.) vs. Illinois ... Rushed for 103 yards and a pair of touchdowns on 26 carries (4.1 avg.) vs. Louisville ... Picked up 106 yards on 23 carries in a victory over East Carolina ... Compiled 142 yards on 27 attempts (5.3 avg.) and scored a touchdown vs. Cincinnati ... Rushed for a career-high 188 yards and three touchdowns on 29 carries (6.5 avg.) in a rout over Memphis. **1996 (Junior):** Started five of 11 games and rushed for 491 yards and eight touchdowns on 178 carries (2.8 avg.) ... Started the first three games of the season ... Saw action as a reserve in the next six games before returning to the starting lineup for the last two games of the season ... Rushed for a season-high 79 yards on 24 carries and scored on 1- and 3-yard runs vs. Houston ... Scored on runs of 6 and 18 yards and finished the game with 63 yards on just 12 attempts in a 52-27 victory over Southwestern Louisiana. **1995 (Sophomore):** Started the first five games of the season and finished the year with 295 yards on 87

carries (3.4 avg.) … Caught 16 passes for 101 yards (6.3 avg.) and a touchdown … Opened the season with 15 carries for 83 yards, including a 38-yard touchdown run and added a 9-yard touchdown reception in a 45-13 pasting of Northern Illinois … Gained 79 yards and scored a touchdown on 18 carries vs. Utah State. **1994 (Freshman):** Saw action in every game, but did not start as a true freshman … Picked up 393 yards and seven touchdowns on 82 carries (4.8 avg.) … Scored his first career touchdown on a 1-yard plunge vs. East Carolina … Rushed for a season-high 91 yards and a touchdown on 18 carries (5.1 avg.) vs. Southwestern Louisiana … Gained 87 yards and scored three touchdowns on 18 carries (4.8 avg.) in a 59-16 thrashing of Samford … Scored on a career-long 62-yard run in a 20-18 victory over Louisiana State, finishing the game with 67 yards on just seven carries (9.6 avg.).

Personal

Harold Lamar Shaw was born the son of Josephine Shaw on Sept. 3, 1974 in Magee, Miss. … He attended Magee (Miss.) High, where he lettered in football, basketball, baseball and track … He excelled in football, earning Scholastic All-American honors and was a first-team all-state selection … As a senior, Shaw rushed for 1,603 yards and 28 touchdowns, totaling over 2,300 all-purpose yards … His younger brother, Eddie, plays receiver at Southern Miss. ... Harold has two children, Tyson and Courtney.

HAROLD SHAW

Pos: FB **Ht:** 6-0 **Wt:** 230 **Year:** 3rd **Acq:** D6-98 (176th) **College:** Southern Mississippi **Born:** 9/3/74 **Contract:** '00

Regular Season			Rushing					Receiving					Kick Returns					Fumbles		Tackles	
Year	Team	G/S	No	Yds	Avg	Lg	TD	No	Yds	Avg	Lg	TD	No	Yds	Avg	Lg	TD	No	Lost	SpT	Misc
1998	Patriots	11/0	0	0	0.0	0	0	0	0	0.0	0	0	0	0	0.0	0	0	0	0	15	0
1999	Patriots	8/0	9	23	2.6	12	0	2	21	10.5	29	0	0	0	0.0	0	0	0	0	7	0
Totals–2 Years		19/0	9	23	2.6	12	0	2	21	10.5	29	0	0	0	0.0	0	0	0	0	22	0

Additional Playoff Statistics: GP/GS – 1998 (1/0)





TONY SIMMONS

WIDE RECEIVER

6-1' ★ 210LBS ★ 3RD YEAR ★ 3RD YEAR W/PATRIOTS
WISCONSIN ★ CONSTRUCTION ADMINISTRATION
ACQ: D2a-98 (52ND) ★ SIGNED THROUGH 2001
BORN: 12/8/74 ★ CHICAGO, IL

Career Transactions

Tony Simmons was drafted in the second round (52nd overall) of the 1998 NFL draft with a pick obtained from the New York Jets along with a third-round 1997 selection (Sedrick Shaw), a fourth-round 1997 selection (Damon Denson), and a first-round 1999 selection (Andy Katzenmoyer) as compensation for the loss of Head Coach Bill Parcells in 1997 ... Signed by the Patriots on July 18, 1998.

Career Games Played/Started

Regular Season: 26/7, Postseason: 1/0

Career Highlights

★ Made his NFL starting debut at Miami (10/24/98) and recorded first career reception, a 43-yard pass from Drew Bledsoe.

★ Started the following week at Indianapolis (11/1) and led the team with 109 yards receiving on just four receptions (27.3 avg.), including a season-long 63-yard touchdown.

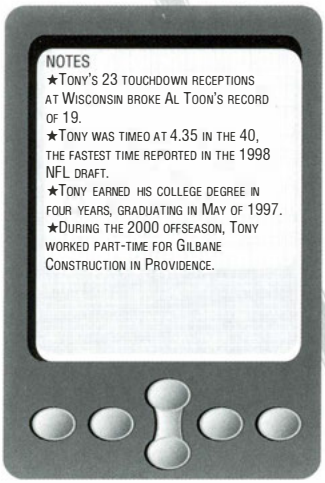

Seasonal Reviews

1999 (15/1): Played in 15 games for the Patriots, including one start ... Finished the season with 19 receptions for 276 yards and two touchdowns ... His 19 receptions ranked seventh on the team while his 276 yards receiving was fifth ... His longest reception of the season was a 58-yard touchdown ... Had one 100-yard receiving game, the second of his career. **NY Jets (9/12):** Played a significant role in the Patriots 30-28 come-from-behind victory at New York when he scored on a 58-yard touchdown pass from Bledsoe in the second quarter ... It was the second-longest reception of his career (63 yards vs. Indianapolis on Nov. 1, 1998). **Cleveland (10/3):** Contributed 29 yards on four receptions in a 19-7 victory over the Browns. **Kansas City (10/10):** Named Miller Lite Player of the Game for the first time of his career after recording a career-high with seven receptions for 107 yards ... It was the second 100-yard game of his career (109 yards vs. Indianapolis on Nov. 1, 1998) ... Had a 39-yard reception to the Chiefs 10-yard line on a fourth quarter scoring drive which brought the Patriots to within two points with 2:43 remaining in the game ... A missed 32-yard field goal attempt with :09 remaining in the game resulted in a 16-14 loss, their first of the season ... Had 17 receptions through the first six games of the season.

1998 (11/6, 1/0): Started six of 11 games for the Patriots, filling in for injured veterans Terry Glenn, Vincent Brisby and Troy Brown ... Finished his rookie campaign with 23 receptions for 474 yards and three touchdowns ... His 20.6-yard average per reception ranked second on the team ... His three touchdowns was tied for second on the team, despite only 23 receptions (tied for fifth on the team) ... His 474 yards receiving ranked fourth ... Opened the season listed among the Patriots inactives prior to each of the first five games of the season ... Made his NFL debut vs. the New York Jets (10/18), but was not on the receiving end of any passes ... Made his NFL starting debut the following week at Miami (10/24), replacing an injured Terry Glenn, and caught his first career pass – a 47-yard aerial from Bledsoe ... Started the following week at Indianapolis (11/1) and led the team with 109

yards receiving on just four receptions (27.3 avg.), including a season-long 63-yard touchdown … Started his third consecutive week vs. Atlanta (11/8) and led the team for the second week in a row with 95 yards receiving … Shared time with Vincent Brisby the following week at Buffalo (11/28) and caught two passes for 48 yards, including a 37-yard touchdown pass … It was his fourth reception of 37 yards or more in the last four games … Started for the fourth time in five weeks vs. Miami (11/23) and caught four passes for 53 yards to help the Patriots to a dramatic 26-23, come-from-behind victory … Returned to spot duty when Glenn returned to the starting lineup vs. Buffalo (11/29) … Caught just two passes in the next three games … Returned to the starting line-up for each of the final two games of the regular season after Glenn was placed on injured reserve with a fractured ankle … Started and led the team with five receptions for 56 yards in a critical late season victory over San Francisco (12/20), helping the team to clinch a playoff berth for the third consecutive year … Hailed a 44-yard touchdown pass from Scott Zolak in the season finale at the New York Jets (12/27) … The 44-yard reception was his fifth of 37 yards or more during his rookie campaign … He did not start at Jacksonville (1/3/99) when the team opened their playoff game in double-tight end formation, but he was the primary receiver opposite Shawn Jefferson and caught three passes for 42 yards in the game.

College

Simmons was a four-year letterman at Wisconsin (1994-97) … He started 32 of 44 games during his collegiate career and finished with 99 receptions for 1991 yards (20.1 avg.) and 23 touchdowns … His 23 touchdown receptions set a school record, breaking Al Toon's mark of 19 set in 1983. **1997 (Senior):** Started 10 of 13 games and finished second on the team with 28 receptions for 553 yards and five touchdowns … Earned honorable mention all-conference honors … Grabbed six passes for 158 yards and a 38-yard touchdown in a 26-25 victory over Northwestern to earn Player of the Game honors … His 158 yards receiving was a personal best and the most by a Badger since 1990 … Beat Heisman Trophy winner Charles Woodson in the corner of the end zone for a 21-yard touchdown vs. Michigan. **1996 (Junior):** Started the first eight games of the season and caught 20 passes for 346 yards (17.3 avg.) and three touchdowns before fracturing his foot and missing the final five games of the year. **1995 (Sophomore):** Started 10 of 11 games played and became just the fifth receiver in school history to gain over 500 yards in two consecutive seasons … Finished the season with 504 yards and seven touchdowns on 29 receptions (17.4 avg.). **1994 (Freshman):** Started four of 12 games played and finished the season with 22 receptions for 588 yards (26.7 avg.) and eight touchdowns … His eight touchdown receptions ranked second in Badger history (Al Toon) … His six other touchdown receptions that year were from 13, 31, 32, 34, 61 and 63 yards out. **1993 (Redshirt):** Redshirted as a freshman.

Personal

Tony De'Angelo Simmons was born the son of Dorothy Simmons on Dec. 8, 1974 in Chicago, Ill. … He attended St. Rita High in



Chicago, Ill. and earned prep All-American honors … He caught 36 passes for 628 yards (17.4 avg.) and four touchdowns as a senior and earned All-Midwest and all-area accolades … He also starred in track as a two-time MVP … *The Chicago Sun-Times* named him Prep Athlete of the Year … He captured the 100- and 200-meter dash titles in the state finals … Earned high grades and was a member of the Silver Academic Honor Roll in high school … Graduated in May of 1997 with a degree in construction administration ... During the 2000 offseason, he worked part-time for Gilbane Construction out of Providence, R.I. ... His construction team spent most of the spring working on Building C and the garage at Fidelity's regional campus in Smithfield, R.I.

TONY SIMMONS

Pos: WR **Ht:** 6-1 **Wt:** 210 **Year:** 3rd **Acq:** D2a-98 (52nd) **College:** Wisconsin **Born:** 12/8/74 **Contract:** '01

Regular Season			Receiving					Fumbles		Tackles		Postseason Statistics					
Year	Team	G/S	No	Yds	Avg	Lg	TD	No	Lost	SpT	Misc	G/S	No	Yds	Avg	Lg	TD
1998	Patriots	11/6	23	474	20.6	63t	3	0	0	0	1	1/0	3	42	14.0	16	0
1999	Patriots	15/1	19	276	14.5	58t	2	1	1	3	0	--	-	-	-	-	-
Totals–2 Years		**26/7**	**42**	**750**	**17.9**	**63t**	**5**	**1**	**1**	**3**	**1**	**1/0**	**3**	**42**	**14.0**	**16**	**0**

SIMMONS' CAREER GAME-BY-GAME

1998	Opponent	Starts	No	Yds	Avg	Lg	TD	W/L	Score
09/07	at Denver				inactive			L	21-27
09/13	Indianapolis				inactive			W	29-6
09/20	Tennessee				inactive			W	27-16
10/04	at New Orleans				inactive			W	30-27
10/11	Kansas City				inactive			W	40-10
10/19	New York Jets	p	-	-	-	-	-	L	14-24
10/25	at Miami	S	1	47	47.0	47	0	L	9-12
11/01	at Indianapolis	S	4	109	27.3	63t	1	W	21-16
11/08	Atlanta	S	4	95	23.8	43	0	L	10-41
11/15	at Buffalo	p	2	48	24.0	37t	1	L	10-13
11/23	Miami	S	4	53	13.3	17	0	W	26-23
11/29	Buffalo	p	-	-	-	-	-	W	25-21
12/06	at Pittsburgh	p	1	12	12.0	12	0	W	23-9
12/13	at St. Louis	p	1	10	10.0	10	0	L	18-32
12/20	San Francisco	S	5	56	11.2	20	0	W	24-21
12/27	at New York Jets	S	1	44	44.0	44t	1	L	10-31
1998 Season Totals		**11/6**	**23**	**474**	**20.6**	**63t**	**3**		**9-7**
01/03	at Jacksonville	p	3	42	14.0	16	0	L	10-25

1999	Opponent	Starts	No	Yds	Avg	Lg	TD	Score	
09/12	at New York Jets	p	1	58	58.0	58t	1	W	30-28
09/19	Indianapolis	p	2	16	8.0	9	0	W	31-28
09/26	NY Giants	p	-	-	-	-	-	W	16-14
10/03	at Cleveland	p	4	29	7.3	13	0	W	19-7
10/10	at Kansas City	p	7	107	15.3	39	0	L	14-16
10/17	Miami	p	3	49	16.3	29	1	L	30-31
10/24	Denver	p	-	-	-	-	-	W	24-23
10/31	at Arizona	p	-	-	-	-	-	W	27-3
11/15	New York Jets	p	1	7	7.0	7	0	L	17-24
11/21	at Miami	p	-	-	-	-	-	L	17-27
11/28	at Buffalo	S	1	10	10.0	10	0	L	7-17
12/05	Dallas	p	-	-	-	-	-	W	13-6
12/12	at Indianapolis	p	-	-	-	-	-	L	15-20
12/19	at Philadelphia	p	-	-	-	-	-	L	9-24
12/26	Buffalo	p	-	-	-	-	-	L	ot 10-13
01/02	Baltimore			did not play				W	20-3
1999 Season Totals		**15/1**	**19**	**276**	**14.5**	**58t**	**2**	**8-8**	

SINGLE GAME CAREER HIGHS

Regular Season

Receptions:	7	at Kansas City (10/10/99)
Yards:	109	at Indianapolis (11/1/98)
Average (min 3):	27.3	at Indianapolis (11/1/98)
Longest Rec.:	63	at Indianapolis (11/1/98)
Touchdowns:	1	5 times, most recent vs. Miami (10/17/99)

Postseason

Receptions:	3	at Jacksonville (1/3/99)
Yards:	42	at Jacksonville (1/3/99)
Average:	14.0	at Jacksonville (1/3/99)
Longest Rec.:	16	at Jacksonville (1/3/99)
Touchdowns:	0	



CHRIS SLADE

LINEBACKER

6-5' ★ 250LBS ★ 8TH YEAR ★ 8TH YEAR W/PATRIOTS
VIRGINIA ★ SOCIOLOGY
ACQ: D2a-93 (31ST) ★ SIGNED THROUGH 2001
BORN: 1/30/71 ★ NEWPORT NEWS, VA

PRO BOWL '97

Career Transactions

Chris Slade was drafted by the Patriots with their first of three selections in the second round of the 1993 NFL draft (31st player selected) ... He became a restricted free agent on Feb. 15, 1996 and was re-signed by the Patriots on May 28, 1996 ... Re-negotiated a five-year contract on Feb. 5, 1997.

Career Games Played/Started

Regular Season: 111/93, Postseason: 7/7

Career Highlights

★Voted to his first Pro Bowl as a defensive starter in 1997 after leading the Patriots with nine sacks. It was the third time in his first five years that he had recorded at least nine sacks.

★He enters the 2000 season with 47 career sacks, fifth among the franchise's all-time leaders and just seven shy of fourth place (Ray Hamilton). Of those, 36.5 have come at Foxboro Stadium. During his career, Slade has produced more than three times as many sacks at home (36.5 for 246 yards) as he has on the road (10.5 for 86 yards).

★Set a career-high with 3.5 sacks for 34.5 yards vs. San Diego (11/20/94), the most by a Patriot in eight years (Andre Tippett on 10/26/86).

★He had a streak of 89 consecutive games played snapped in 1998 when he missed his first game as a Patriot due to an ankle injury.

★Earned AFC Defensive Player of the Week honors for his performance in the first round of the playoffs vs. Miami (12/28/97) when he became just the second player since 1982 to record a sack, an interception and a fumble recovery in a playoff game. He returned the interception 22 yards.

★Named defensive captain vs. the Jets (9/14/97) and responded with three sacks for 16 yards, two passes defensed and a forced fumble to earn Staples Star of the Game honors.

★Earned AFC Defensive Player of the Month honors for September (1997) after totaling 20 tackles, including four sacks and causing two fumbles.

★Tipped a Todd Collins pass to himself at the 1-yard line and waltzed in for a touchdown in a 31-10 victory at Buffalo (11/9/97). It was his first career interception returned for a touchdown and the second touchdown of his career. The first came on a 27-yard fumble returned for a touchdown at Buffalo on Nov. 26, 1995.

★Led the team with 11 tackles (10 solos) vs. Green Bay (1/26/97) in Super Bowl XXXI. Finished second on the team with 28 postseason tackles and shared the lead with two postseason sacks.

★One of his best games of 1995 came in a Monday Night victory over Buffalo (10/23) when he delivered eight defensive hits, including a 4-yard sack of Jim Kelly, and was involved in two turnovers – forcing one fumble and recovering another.

★Recorded career-highs with 105 tackles and 9.5 sacks in 1994. Eight of those 9.5 sacks came against playoff-bound teams.

★Led all AFC rookies with nine sacks in 1993. Only NFC rookie Dana Stubblefield had more (10.5).

★In his second NFL game, Slade recorded nine hits and three sacks vs. Detroit (9/12/93). It was the first three-sack performance by a Patriot since 1987 (Andre Tippett). Slade followed with an 11-tackle, two-sack performance against Seattle (9/19/93) to combine for 20 tackles and five sacks in just two games.

Seasonal Reviews

1999 (16/16): Started every game for the Patriots

HOME-FIELD ADVANTAGE

For Chris Slade, there's "No Place Like Home!" In seven seasons, Chris has enjoyed three-times as many sacks at home as he has on the road. His home and away totals are listed below:

	Games	Sacks	Yards Lost
Home:	56	36.5	246
Away:	55	10.5	86

and finished the season with 88 total tackles, including 4.5 sacks ... One of just six defensive players to start every game for the Patriots ... An integral part of a defensive unit that finished the season ranked eighth in the league ... It was the highest ranking by a Patriots defense since 1988 ... Moved into fifth place among the Patriots all-time sack leaders with 47 career sacks. **NY Jets (9/12):** Intercepted a Rick Mirer pass on the Jets 49-yard line with 3:30 remaining in the game, which resulted in an Adam Vinatieri game-winning field goal in the 30-28 victory ... Credited with five tackles in the game. **NY Giants (9/26):** Led a defensive effort that allowed just 57 yards rushing against the Giants. **Cleveland (10/3):** Named defensive co-captain for the game ... Recorded three tackles and held the Browns to just 70 yards rushing, as the Patriots improved to 4-0 with a 19-7 victory. **Miami (10/17):** Recorded his first two sacks of the season when he led a Patriots attack which included nine sacks on the day ... His sacks gave him 44.5 for his career, moving him ahead of Brent Williams into sixth place on the Patriots' all-time list ... Of his 44.5, 34.5 have been recorded at Foxboro Stadium ... His sacks were just two of his 10 tackles on the day. **Denver (10/24):** Credited with his third sack of the season when he dropped Brian Griese for a 6-yard loss, giving him 45.5 for his career, 35.5 at home ... The sack moved him into a fifth-place tie with Larry Eisenhauer among the franchise's all-time leaders ... Finished the game with six total tackles. **Arizona (10/31):** Provided six tackles, including an assist on a sack, in the Patriots' best defensive effort of the year ... Limited the Cardinals to 166 total net yards, including just 90 net passing yards ... Arizona had just eight first downs all day ... Patriots improved to 6-2 with a 27-3 victory. **Dallas (12/5):** Shut down the Dallas rushing attack, allowing just 63 yards on the ground to the second ranked rushing offense in football. **Philadelphia (12/19):** Named defensive co-captain for the game. **Buffalo (12/26):** Closed out the season with two of his best back-to-back performance of the season ... Accounted for seven tackles and a sack against the Bills ... Followed that performance with a season-high 11 tackles, including eight solo hits in the season finale vs. **Baltimore (1/2/00)** ... Limited the Ravens to just three points in a 20-3 victory .. It was the third game that the Patriots' defense did not allow a touchdown in the game.

NOTES

★Chris and veteran NFL running back Terry Kirby are fourth cousins – Chris' grandfather (Louis Slade) and Kirby's grandmother (Francis Kirby) were second cousins.

★Chris and Terry grew up approximately half a mile apart in Tabb, Va. They both excelled in football and basketball. Tabb High honored both players by retiring each of their uniform numbers in both sports.

★Chris has been very active in the community with Special Olympics, the United Way and the American Cancer Society and has quickly become one of the most recognizable sports celebrities in Boston.

★ Chris is an avid fan of professional wrestling.

1998 (15/15, 1/1): Started 15 regular season and one playoff game at strong-side linebacker for the Patriots ... Missed one game at Buffalo on Nov. 15 due to an ankle injury ... Finished the season ranked eighth on the team with 72 tackles, including four sacks for 23 yards ... His four sacks ranked third on the team ... Three of his four sacks came at Foxboro Stadium, giving him 32.5 of his 42.5 career sacks at home ... Batted down five passes ... Reported a season-high 11 tackles at Miami (10/25), tying a career-high ... Dropped Peyton Manning for a 6-yard loss vs. Indianapolis (9/13) to give him 39.5 career sacks, which moved him into seventh place on the Patriots all-time list ... Recorded his second sack of the season at New Orleans (10/4), one of seven tackles on the day ... Had his third sack of the season in just the fifth game of the year when he dumped Elvis Grbac for an 8-yard loss and deflected a pass for the third consecutive week in a 40-10 victory over the Chiefs (10/11) ... Overpowered the Chiefs, allowing just 134 yards total offense, including just 14 yards rushing on 11 carries (1.3 avg.), limiting them to a season-low nine first downs ... The 14 yards rushing was the second-lowest total in franchise history ... Twisted his ankle and left the game vs. Atlanta (11/8) after just one tackle ... Missed the following game at Buffalo (11/15) due to the ankle injury ... Returned the following week

and recorded eight tackles (5 solos) and deflected his fourth pass of the season in a dramatic, come-from-behind victory over Miami (11/23) ... Posted his fourth and final sack of the season in the home finale when he caught Steve Young for a 3-yard loss in a 24-21 victory over San Francisco (12/20) ... Started and provided three solo tackles in the Patriots playoff loss at Jacksonville (1/3/99).

1997 (16/16, 2/2): Earned his first trip to the Pro Bowl as a defensive starter ... Earned first-team All-AFC honors from *Pro Football Weekly* and the *Football News* ... Started every game at outside linebacker for the Patriots and led the team with nine sacks for 46 yards ... His nine sacks ranked eighth in the AFC... Finished fifth on the team with 88 tackles ... Credited with eight passes defensed, including an interception which he returned 1 yard for a touchdown at Buffalo (11/9) ... Also forced two fumbles ... Recorded his first sack of the season at Indianapolis (9/7) and finished with six total tackles, including one for a loss of 3 yards ... Named defensive captain vs. the Jets (9/14) and responded with three sacks for 16 yards, two passes defensed and a forced fumble ... Earned Staples Star of the Game honors and was an AFC Defensive Player of the Week finalist for his efforts ... Closed out the first month of the season with six stops vs. Chicago (9/21), which earned him AFC Defensive Player of the Month honors for the month of September ... Logged another pair of sacks vs. Buffalo (10/12), giving him six sacks in the first six games of the season- five of which were recorded at Foxboro Stadium ... Tipped a Todd Collins pass to himself at the 1-yard line and waltzed in for a touchdown in a 31-10 victory at Buffalo (11/9) ... It was his first career interception returned for touchdown and the second touchdown of his career- the first came on a 27-yard fumble return for a touchdown at Buffalo on Nov. 26, 1995 ... Recorded a season-high nine tackles at Tampa Bay (11/16) ... Posted a pair of sacks the following week vs. Miami (11/23)- his third multiple-sack game of the year ... Recorded his ninth sack of the season at Jacksonville (12/7) ... Matched his season-high with nine tackles vs. Pittsburgh (12/13) ... Earned co-Staples Star of the Game honors in the regular season finale at Miami (12/22) when he totaled seven tackles (6 solos) ... Earned AFC Defensive Player of the Week honors for his performance in the first round of the playoffs vs. Miami (12/28) when he became just the second player since 1982 to record a sack, an interception and recover a fumble in a playoff game ... Finished the game with four tackles, including a Dan Marino sack, a 22-yard interception return, two passes defensed and a fumble recovery ... Posted seven tackles the following week at Pittsburgh (1/3/98), including half a sack and deflected his third pass of the postseason ...Finished the postseason ranked third on the team with 11 tackles and second with 1.5 sacks.

SACK ATTACK

The top 10 sack leaders in franchise history are listed below:

Rk	Name	Years	Sacks	GP	Avg/Gm
1.	Andre Tippett	1982-88, 90-93	100.0	151	0.66
2.	Julius Adams	1971-77,79-85,87	79.5	206	0.39
3.	Tony McGee	1974-81	72.5	119	0.61
4.	RayHamilton	1973-81	54.0	132	0.41
5.	**Chris Slade**	**1993-99**	**47.0**	**111**	**0.42**
6.	Larry Eisenhauer	1961-69	45.5	115	0.40
7.	Brent Williams	1986-93	43.5	121	0.36
8.	**Willie McGinest**	**1994-99**	**39.5**	**84**	**0.47**
9.	Houston Antwine	1961-71	39.0	142	0.27
10.	Garin Veris	1985-88,90-91	36.0	78	0.46

1996 (16/9, 3/3): Voted defensive co-captain by his teammates ... Extended his streak of consecutive games played to 64 ... Started nine of the first 11 games before being platooned with Dwayne Sabb for the final five games of the season ... Returned to the starting lineup for each of the Patriots' playoff games, including Super Bowl XXXI ... Finished the season with 69 total tackles, fourth on the team ... He posted seven quarterback sacks for 73 yards ... His yardage total led the team, while his seven sacks ranked second behind Willie McGinest who had 9.5 ... He intercepted his first pass, one of three passes defensed for the season ... He also forced three fumbles during the season ... He did not start in the season opener at Miami (9/1) due to a hip flexor injury, snapping a consecutive starting streak at 32 games ... Started at Buffalo (9/8) and had his most complete game of the season, posting a team-high 10 tackles, dropping Jim Kelly for 9 yards on his first sack of the season and recording his first career interception ... Led the team in tackles the following week when he posted nine in a 31-0 shutout victory over Arizona (9/15) ... Preserved the shutout late in the

game when he sacked Kent Graham and forced a fumble inside the Patriots' 10-yard line ... The fumble was recovered by Mike Jones and returned 31 yards ... Led the team in tackles for the third consecutive week with six hits vs. Jacksonville (9/22) and recorded a sack for the third consecutive game ... Earned Miller Lite Player of the Game honors after applying continuous pressure on Jim Harbaugh in a 27-9 victory over the Colts (10/20) ... Posted seven tackles vs. Miami (11/3) ... Saw reserve action the following week at the Jets (11/10) and made just two tackles ... Returned to the starting lineup vs. Denver (11/17) and registered nine tackles, including his fourth sack of the season, ending a six-game drought ... Relegated to a reserve role in the last five games of the season, yet posted sacks in three consecutive games during the month of December, beginning with a sack at San Diego (12/1) ... Forced a Stan Humphries fumble on the play and was credited with a 22-yard sack as the ball rolled into the end zone and was recovered by McGinest for a touchdown ... Dropped Glenn Foley for a loss of 8 yards vs. the Jets (12/8) ... Registered his seventh sack of the season when he dumped Troy Aikman for an 11-yard loss at Dallas (12/15) ... Pressured Dave Brown and recorded four tackles, but did not get credit for a sack in the season finale at the Giants (12/21), ending a three-game sack streak ... Returned to the starting lineup and posted sacks in each of the first two playoff games ... Recorded eight tackles in the 28-3 playoff victory over the Steelers (1/5/97) ... Applied continuous pressure on Mark Brunell and was credited with one sack in the AFC Championship Game, while totaling nine tackles in the 20-6 victory (1/12/97) ... Led the team with 11 tackles, including 10 solos, vs. Green Bay (1/26/97) in the Super Bowl ... Finished second on the team with 28 postseason tackles and shared the lead with two quarterback sacks.

1995 (16/16): Started every game for the Patriots at right outside linebacker and recorded 95 tackles - tied for second on the team with Terry Ray ... Had a career-low four sacks for 16 yards, but helped pressure the quarterback into the direction of McGinest, who finished the season with a career-high 11 sacks ... Despite his low sack production, he was still recognized as one of the dominant forces in the AFC and was selected as an alternate for the Pro Bowl ... Earned his first career AFC Defensive Player of the Week honors for his performance in the Patriots' season-opening victory over Cleveland (9/3) when he led the team with 11 tackles, including his first sack of the season ... One of his best games came in a Monday Night victory over Buffalo (10/23) when he delivered eight defensive hits, including a 4-yard sack of Jim Kelly, and was involved in two turnovers, forcing one fumble and recovering another ... Recorded nine tackles in games vs. Carolina (10/29) and Indianapolis (11/19) ... Turned in solo sack performances in both games against the Jets, for a loss of 2 and 9 yards respectively ... Scored his first touchdown of his career at Buffalo (11/26) on what was originally recorded as a 27-yard interception return ... It was later ruled that the loose ball Slade caught in mid-air was a Kelly fumble, forced when hit by McGinest ... It was his third career fumble recovery... The score came with 57 seconds remaining in the fourth quarter with the Patriots protecting a three-point lead in the game ... The touchdown secured a 35-25 victory and the Patriots' first series sweep of the Bills since 1987 ... He finished the game with eight tackles (6 solo).

1994 (16/16, 1/1): Started every game at right outside linebacker and finished the season with a

SINGLE-GAME CAREER HIGHS

Regular Season

Tackles:	11	Baltimore (1/2/00)
	11	at Miami (10/25/98)
	11	Cleveland (9/3/95)
	11	Seattle (9/19/93)
Solo Tackles:	8	Baltimore (1/2/00)
		Cleveland (9/3/95)
Assists:	6	Miami (10/30/94)
Sacks:	3.5	San Diego (11/20/94)
Touchdowns:	1	at Buffalo (11/9/97) 1-yd int. return
	1	at Buffalo (11/26/95) 27-yd FR
Interceptions:	1	at N.Y. Jets (9/12/99)
	1	at Buffalo (11/9/97)
	1	at Buffalo (9/8/96)

Postseason

Tackles:	11	vs. Green Bay (1/26/97) SB XXXI
Solo Tackles:	10	vs. Green Bay (1/26/97)
Assists:	4	Jacksonville (1/12/97)
Sacks:	1	Miami (12/28/97)
	1	Jacksonville (1/12/97)
	1	Pittsburgh (1/5/97)
Interceptions:	1	Miami (12/28/97)

career-high 105 tackles, second only to Vincent Brown (118) ... Led the team for the second straight year with 9.5 sacks, eight of which came vs. playoff-bound teams ... Of his 9.5 sacks, 7.5 were at Foxboro Stadium ... Selected as the Defensive MVP by the 1776 Quarterback Club ... Earned player of the game honors by team sponsors after five games ... Opened the season with three tackles and a sack for 9 yards at Miami (9/4) ... Recorded a season-high with 10 hits (seven solos) and assisted on a sack the following week in the home-opener vs. Buffalo (9/11) ... Earned the E.B. Horn Defensive Player of the Game honors ... Made five stops including a 6-yard sack in a 23-17 win over Detroit (9/25) to earn the Staples Star of the Game honors ... Deflected a pass at the line of scrimmage which was intercepted by Myron Guyton to seal the victory ... Registered eight tackles, including 2.5 sacks in a 17-16 victory vs. Green Bay (10/2), collecting unanimous player of the game honors from Miller Lite, E.B. Horn and Staples ... Recorded eight or more tackles in eight of 10 games during a stretch between October 2 through December 11 ... Forced a Cris Carter fumble in the Patriots' 26-20 overtime victory vs. Minnesota (11/13) ... Set a career-high with 3.5 sacks for 34.5 yards the following week in a 23-17 victory over San Diego (11/20) ... His 3.5 sacks were the most in a game since Andre Tippett recorded 3.5 on October 26, 1986 ... Earned Miller Lite Player of the Game, Staples Star of the Game and E.B. Horn Defensive Player of the Game honors for his performance ... tied his season-high with 10 tackles (six solos), including an 18-yard sack which caused a Don Majkowski fumble vs. Indianapolis (12/11), to earn Miller Lite Player of the Game accolades for the third time of the year ... Closed out the season with five tackles in the Patriots' playoff game at Cleveland (1/1/95).

1993 (16/5): Played in all 16 games, starting five at right outside linebacker ... Led all AFC rookies with nine sacks, second only to Dana Stubblefield, who led all NFL rookies with 10.5 sacks ... Named to the 1993 All-Rookie Team by *Football News* ... His nine sacks were the most by a Patriot rookie since Garin Veris had 10.5 in 1985 ... They were also the most by a Patriot since Andre Tippett recorded 12.5 sacks in 1987 ... Finished second among Patriot rookies with 38 tackles, 12th overall ... Led the team with three forced fumbles, recovered another ... After a hitless NFL debut at Buffalo (9/5), Slade made an immediate impact in the two ensuing games vs. Detroit (9/12) and Seattle (9/19), combining for 20 hits, including five quarterback sacks ... His three-sack effort vs. Detroit were the most by Patriot since Tippett made three vs. Dallas in 1987 ... He was selected by a local



media panel as the Patriots' Miller Lite Player of the Game ... The following week, he posted a season-high 11 stops, including two sacks in a losing cause vs. Seattle ... He became the first Patriot to have back-to-back multiple-sack games since Veris in 1987 ... Forced a Kelly fumble on a sack which was recovered by the Patriots in a losing cause vs. Buffalo (11/10) ... Closed out the season with a sack in a 33-27 overtime victory vs. Miami (1/2/94).

College

Slade was a four-year letterman at Virginia (1989-92) … He set the ACC's all-time record with 40 quarterback sacks, topping the previous mark of 28, set by Michael Dean Perry of Clemson (1984-87) ... Compiled 299 career tackles, ninth in school history. **1992(Senior):** Selected first-team All-American by Associated Press, Football Writers Association, *Football News, The Sporting News, United Press International* and Walter Camp ... Received *Football News'* Defensive Player of the Year honors ... Earned unanimous all-conference honors with 14 sacks among his 74 total tackles as a senior. **1991(Junior):** Earned All-American recognition as a junior from *College and Pro Football Newsweekly, Football News* and Associated Press ... Completed his junior year with 99 tackles (30 solos) and 14 sacks ... Drew national attention with his single-game, super-human effort vs. Virginia Tech, which included 14 tackles, five quarterback sacks, two passes batted away, a forced fumble and a fumble recovery in the 38-0 shutout. **1990(Sophomore):** Earned All-American honorable mention recognition from UPI following his sophomore season after playing in 10 games, recording 74 tackles (15 solos), including seven sacks and nine hits for loss. **1989(Freshman):** He received honorable mention All-American accolades by *The Sporting News* ... Won the Bill Dudley Award, given annually to the top Cavalier freshman.

Personal

Christopher Carroll Slade was born the son of Pam and Larry Slade on Jan. 30, 1971 in Newport News, Va. ... He is the middle of three children … An All-America Team selection by both *Super Prep* and *Street and Smith's* while starring at Tabb (Va.) High ... Received all-state, all-region, all-peninsula and all-district honors as a senior ... Was a four-time all-district selection in basketball while becoming the first player in York River District history to score over 1,000 points with over 1,000 rebounds in a career ... Played on the same football and basketball teams with his cousin, Terry Kirby ... Majored in sociology at Virginia ... Active in community affairs, speaking to school children about the importance of staying in school and achieving goals.

CHRIS SLADE

Pos: LB **Ht:** 6-5 **Wt:** 250 **Year:** 8th **Acq:** D2a-93 (31st) **College:** Virginia **Born:** 1/30/71 **Contract:** '01

Regular Season			Tackles					Interceptions					Miscellaneous						Scoring	
Year	Team	G/S	TT	UT	A	S	Yds	No	Yds	Lg	TD	PD	FF	FR	Yds	TD	Blk	SpT	Sfty	TD
1993	Patriots	16/5	38	25	13	9.0	63	0	0	0	0	0	3	1	0	0	0	1	0	0
1994	Patriots	16/16	105	63	42	9.5	88	0	0	0	0	3	4	0	0	0	0	0	0	0
1995	Patriots	16/16	95	71	24	4.0	16	0	0	0	0	4	1	2	27	1	0	1	0	1
1996	Patriots	16/9	69	50	19	7.0	73	1	2	2	0	3	3	0	0	0	0	0	0	0
1997	Patriots	16/16	88	62	26	9.0	46	1	1	1	1	8	2	0	0	0	0	0	0	1
1998	Patriots	15/15	72	40	32	4.0	23	0	0	0	0	5	0	0	0	0	0	0	0	0
1999	Patriots	16/16	88	49	39	4.5	23	1	0	0	0	8	0	0	0	0	0	0	0	0
Totals-7 years		**111/93**	**555**	**360**	**195**	**47.0**	**332**	**3**	**3**	**2**	**1**	**31**	**13**	**3**	**27**	**1**	**0**	**2**	**0**	**2**

Postseason			Tackles					Interceptions					Miscellaneous						Scoring	
Year	Team	G/S	TT	UT	A	S	Yds	No	Yds	Lg	TD	PD	FF	FR	Yds	TD	Blk	SpT	Sfty	TD
1994	Patriots	1/1	5	4	1	0	0	0	0	0	0	0	0	0	0	0	0	0	0	0
1996	Patriots	3/3	28	20	8	2.0	9.5	0	0	0	0	0	1	0	0	0	0	0	0	0
1997	Patriots	2/2	11	9	2	1.5	6.0	1	22	22	0	3	0	1	0	0	0	0	0	0
1998	Patriots	1/1	3	3	0	0	0	0	0	0	0	0	0	0	0	0	0	0	0	0
Totals-4 years		**7/7**	**47**	**36**	**11**	**3.5**	**15.5**	**1**	**22**	**22**	**0**	**3**	**1**	**1**	**0**	**0**	**0**	**0**	**0**	**0**

Additional Statistics: Fumbles/Lost – 1996 (1/1)

SLADE'S CAREER GAME-BY-GAME

1993 Opponent	G	TT	UT	A	S/Yds	I/Yds	PD	FF	FR	W/L	Score
09/05 at Buffalo	p	0	0	0	0 0	0 0	0	0	0	L	14-38
09/12 Detroit*	S	9	5	4	3 21	0 0	0	1	1	L	16-19
09/19 Seattle	S	11	6	5	2 16	0 0	0	0	0	L	14-17
09/26 at NY Jets	S	6	5	1	0 0	0 0	0	0	0	L	7-45
10/10 at Phoenix	S	1	0	1	0 0	0 0	0	0	0	W	23-21
10/17 Houston	p	3	2	1	0 0	0 0	0	0	0	L	14-28
10/24 at Seattle	S	0	0	0	0 0	0 0	0	0	0	L	9-10
10/31 at Indianapolis	p	2	2	0	0 0	0 0	0	0	0	L	6-9
11/07 Buffalo*	p	1	1	0	1 6	0 0	0	1	0	L	10-13
11/21 at Miami	p	1	1	0	1 7	0 0	0	0	0	L	13-17
11/28 N.Y. Jets	p	0	0	0	0 0	0 0	0	0	0	L	0-6
12/05 at Pittsburgh	p	0	0	0	0 0	0 0	0	0	0	L	14-17
12/12 Cincinnati	p	3	2	1	1 8	0 0	0	0	0	W	7-2
12/19 at Cleveland	p	0	0	0	0 0	0 0	0	0	0	W	20-17
12/26 Indianapolis	p	0	0	0	0 0	0 0	0	0	0	W	38-0
1/2/94 Miami*	p	1	1	0	1 5	0 0	0	1	0	W	33-27
1993 Totals	**16/5**	**38**	**25**	**13**	**9 /63**	**0 0**	**0**	**3**	**1**		**5-11**

1994 Opponent	G	TT	UT	A	S/Yds	I/Yds	PD	FF	FR	W/L	Score
09/04 at Miami	S	3	1	2	1 9	0 0	0	0	0	L	35-39
09/11 Buffalo	S	10	7	3	0.5 0.5	0 0	0	0	0	L	35-38
09/18 at Cincinnati	S	2	2	0	0 0	0 0	0	0	0	W	31-28
09/25 at Detroit	S	5	3	2	1 6	0 0	0	1	0	W	23-17
10/02 Green Bay	S	8	5	3	2.5 20	0 0	1	0	0	W	17-16
10/09 L.A. Raiders	S	8	5	3	0 0	0 0	0	1	0	L	17-21
10/16 at N.Y. Jets	S	5	4	1	0 0	0 0	0	0	0	L	17-24
10/30 Miami	S	9	3	6	0 0	0 0	0	0	0	L	3-23
11/06 at Cleveland	S	8	3	5	0 0	0 0	0	0	0	L	6-13
11/13 Minnesota*	S	8	5	3	0 0	0 0	0	1	0	W	26-20
11/20 San Diego	S	5	3	2	3.5 34.5	0 0	0	0	0	W	23-17
11/27 at Indianapolis	S	8	4	4	0 0	0 0	1	0	0	W	12-10
12/04 N.Y. Jets	S	8	5	3	0 0	0 0	0	0	0	W	24-13
12/11 Indianapolis	S	10	6	4	1 18	0 0	0	1	0	W	28-18
12/18 at Buffalo	S	3	2	1	0 0	0 0	1	0	0	W	41-17
12/24 at Chicago	S	5	5	0	0 0	0 0	0	0	0	W	13-3
1994 Totals	**16/16**	**105**	**63**	**42**	**9.5 /88**	**0 0**	**3**	**4**	**0**		**10-6**
1/1 at Cleveland	S	5	1	4	0 0	0 0	0	0	0	L	13-20

1995 Opponent	G	TT	UT	A	S/Yds	I/Yds	PD	FF	FR	W/L	Score
09/03 Cleveland	S	11	8	3	1 1	0 0	0	0	0	W	17-14
09/10 Miami	S	6	6	0	0 0	0 0	0	0	0	L	3-20
09/17 at San Fran.	S	2	2	0	0 0	0 0	0	0	0	L	3-28
10/01 at Atlanta	S	1	1	0	0 0	0 0	0	0	0	L	17-30
10/08 Denver	S	7	5	2	0 0	0 0	0	0	0	L	3-37
10/15 at Kansas City	S	8	7	1	0 0	0 0	0	0	0	L	26-31
10/23 Buffalo	S	8	5	3	1 4	0 0	1	1	1	W	27-14
10/29 Carolina*	S	9	5	4	0 0	0 0	0	0	0	L	17-20
11/05 at N.Y. Jets	S	5	4	1	1 2	0 0	1	0	0	W	20- 7
11/12 at Miami	S	5	4	1	0 0	0 0	0	0	0	W	34-17
11/19 Indianapolis	S	9	5	4	0 0	0 0	0	0	0	L	10-24
11/26 at Buffalo	S	8	6	2	0 0	0 0	0	0	1	W	35-2
12/03 N.O.Saints	S	3	3	0	0 0	0 0	0	0	0	L	17-31
12/10 N.Y. Jets	S	6	4	2	1 9	0 0	0	0	0	W	31-28
12/16 at Pittsburgh	S	4	3	1	0 0	0 0	2	0	0	L	27-41
12/23 at Indianapolis	S	3	3	0	0 0	0 0	0	0	0	L	7-10
1995 Totals	**16/16**	**95**	**71**	**24**	**4 /16**	**0 0**	**4**	**1**	**2**		**6-10**

1996 Opponent	G	TT	UT	A	S/Yds	I/Yds	PD	FF	FR	W/L	Score
09/01 at Miami	p	1	1	0	0 0	0 0	0	0	0	L	10-24
09/08 at Buffalo	S	10	6	4	1 9	1 2	1	0	0	L	10-17
09/15 Arizona	S	9	7	2	1 9	0 0	0	1	0	W	31-0
09/22 Jacksonville*	S	6	4	2	1 8	0 0	0	0	0	W	28-25
10/06 at Baltimore	S	4	4	0	0 0	0 0	2	1	0	W	46-38
10/13 Washington	S	2	1	1	0 0	0 0	0	0	0	L	22-27
10/20 at Indianapolis	S	4	4	0	0 0	0 0	0	0	0	W	27-9
10/27 Buffalo	S	5	3	2	0 0	0 0	0	0	0	W	28-25
11/03 Miami	S	7	4	3	0 0	0 0	0	0	0	W	42-23
11/10 at N.Y. Jets	p	2	2	0	0 0	0 0	0	0	0	W	31-27
11/17 Denver	S	9	5	4	1 6	0 0	0	0	0	L	8-34
11/24 Indianapolis	p	1	1	0	0 0	0 0	0	0	0	W	27-13
12/01 at San Diego	p	1	1	0	1 22	0 0	0	1	0	W	45-7
12/08 N.Y. Jets	p	3	3	0	1 8	0 0	0	0	0	W	34-10
12/15 at Dallas	p	1	1	0	1 11	0 0	0	0	0	L	6-12
12/21 at NY Giants	p	4	3	1	0 0	0 0	0	0	0	W	23-22
1996 Totals	**16/9**	**69**	**50**	**19**	**7 /73**	**1 /2**	**3**	**3**	**0**		**11-5**
1/05/97 Pittsburgh	S	8	5	3	1 7.5	0 0	0	0	0	W	28-3
1/12/97 Jacksonville	S	9	5	4	1 2	0 0	0	1	0	W	20-6
1/26/97 Green Bay	S	11	10	1	0 0	0 0	0	0	0	L	21-35
1996 Playoff	**3/3**	**28**	**20**	**8**	**2/9.5**	**0 0**	**0**	**1**	**0**		**2-1**

1997 Opponent	G	TT	UT	A	S Yds	Int Yds	PD	FF	FR	W/L	Score
08/31 San Diego	S	3	3	0	- -	- -	-	-	-	W	41-7
09/07 at Indianapolis	S	6	5	1	1 10	- -	-	1	-	W	31-6
09/14 N.Y. Jets*	S	5	4	1	3 16	- -	2	1	-	W	27-24
09/21 Chicago	S	6	4	2	- -	- -	-	-	-	W	31-3
10/06 at Denver	S	1	1	0	- -	- -	-	-	-	L	13-34
10/12 Buffalo	S	6	3	3	2 7	- -	-	-	-	W	33-6
10/19 at N. Y. Jets	S	4	3	1	- -	- -	-	-	-	L	19-24
10/27 Green Bay	S	8	3	5	- -	- -	-	-	-	L	10-28
11/02 at Minnesota	S	3	2	1	- -	- -	1	-	-	L	18-23
11/09 at Buffalo	S	5	5	0	- -	1 1	2	-	-	W	31-10
11/16 at Tampa Bay	S	9	6	3	- -	- -	1	-	-	L	7-27
11/23 Miami	S	6	4	2	2 13	- -	-	-	-	W	27-24
11/30 Indianapolis	S	4	2	2	- -	- -	2	-	-	W	20-17
12/07 at Jacksonville	S	6	5	1	1 0	- -	-	-	-	W	26-20
12/13 Pittsburgh*	S	9	6	3	- -	- -	-	-	-	L	21-24
12/22 at Miami	S	7	6	1	- -	- -	-	-	-	W	14-12
1997 Totals	**16/16**	**88**	**62**	**26**	**9 /46**	**1 /1**	**8**	**2**	**0**		**10-6**
12/28 Miami	S	4	4	0	1 6	1 22	2	-	1	W	17-3
1/3 at Pittsburgh	S	7	5	2	0.5 0	- -	1	-	-	L	6-7
1997 Playoff	**2/2**	**11**	**9**	**2**	**1.5 /6**	**1 /22**	**3**	**0**	**1**		**1-1**

1998 Opponent	G	TT	UT	A	S/Yds	I/Yds	PD	FF	FR	W/L	Score
09/07 at Denver	S	6	3	3	- -	- -	-	-	-	L	21-27
09/13 Indianapolis	S	6	3	3	1 6	- -	-	-	-	W	29-6
09/20 Tennessee	S	5	2	3	- -	- -	1	-	-	W	27-16
10/04 at N.O.Saints	S	7	4	3	1 6	- -	1	-	-	W	30-27
10/11 Kansas City	S	3	1	2	1 8	- -	1	-	-	W	40-10
10/19 N.Y. Jets	S	4	3	1	- -	- -	-	-	-	L	14-24
10/25 at Miami	S	11	6	5	- -	- -	-	-	-	L	9-12
11/01 at Indianapolis	S	3	2	1	- -	- -	-	-	-	W	21-16
11/08 Atlanta	S	1	1	0	- -	- -	-	-	-	L	10-41
11/15 at Buffalo					inactive					L	10-13
11/23 Miami	S	8	5	3	- -	- -	1	-	-	W	26-23
11/29 Buffalo	S	2	0	2	- -	- -	-	-	-	W	25-21
12/06 at Pittsburgh	S	3	3	0	- -	- -	1	-	-	W	23-9
12/13 at St. Louis	S	3	1	2	- -	- -	-	-	-	L	18-32
12/20 San Fran.	S	7	4	3	1.0 3.0	- -	-	-	-	W	24-21
12/27 at N. Y. Jets	S	3	2	1	- -	- -	-	-	-	L	10-31
1998 Totals	**15/15**	**72**	**40**	**32**	**4 /23**	**0 0**	**5**	**0**	**0**		**9-7**
01/03 at Jacksonville	S	3	3	0	- -	- -	-	-	-	L	10-25

1999 Opponent	G	TT	UT	A	S/Yds	I/Yds	PD	FF	FR	W/L	Score
09/12 at NY Jets	S	5	3	2	- -	1 0	1	-	-	W	30-28
09/19 Indianapolis	S	3	1	2	- -	- -	1	-	-	W	31-28
09/26 NY Giants	S	5	1	4	- -	- -	-	-	-	W	16-14
10/03 at Cleveland	S	3	0	3	- -	- -	-	-	-	W	19-7
10/10 at Kansas City	S	7	2	5	- -	- -	-	-	-	L	14-16
10/17 Miami	S	10	7	3	2.0 13.0	- -	-	-	-	L	30-31
10/24 Denver	S	6	3	3	1.0 6,0	- -	-	-	-	W	24-23
10/31 at Arizona	S	6	2	4	0.5 4.0	- -	2	-	-	W	27-3
11/15 NY Jets	S	4	2	2	- -	- -	-	-	-	L	17-24
11/21 at Miami	S	4	3	1	- -	- -	1	-	-	L	17-27
11/28 at Buffalo	S	2	1	1	- -	- -	1	-	-	L	7-17
12/05 Dallas	S	6	5	1	- -	- -	-	-	-	W	13-6
12/12 at Indianapolis	S	6	4	2	- -	- -	-	-	-	L	15-20
12/19 at Philadelphia	S	3	2	1	- -	- -	1	-	-	L	9-24
12/26 Buffalo	S	7	5	2	1.0 0.0	- -	1	-	-	Lot	10-13
01/02 Baltimore	S	11	8	3	- -	- -	-	-	-	W	20-3
1999 Totals	**16/16**	**88**	**49**	**39**	**4.5 23**	**1 0**	**8**	**0**	**0**		**8-8**

GREG SPIRES

DEFENSIVE END

6-1' ★ 265LBS ★ 3RD YEAR ★ 3RD YEAR W/PATRIOTS
FLORIDA STATE ★ ELEMENTARY EDUCATION
ACQ: D3b-98 (83RD) ★ SIGNED THROUGH 2000
BORN: 8/12/74 ★ MARIANA, FL

Career Transactions

Greg Spires was drafted by the Patriots with their second of two selections in the third round (83rd overall) of the 1998 NFL draft ... Signed by the Patriots (7/16/98) ... Placed on injured reserve on Dec. 14, 1999.

Career Games Played/Started

Regular Season: 26/1, Postseason: 1/0

Seasonal Reviews

1999 (11/0): Played in a 11 games as a defensive reserve ... Saw limited action on special teams ... Finished the season with eight tackles, including half of a sack, and two special teams tackles ... Suffered a hip injury in a game at Buffalo (11/28) and missed the remainder of the season ... Placed on injured reserve on Dec. 14. **Miami (10/17):** Reported season highs with four tackles, including an assist on a sack of Damon Huard ... It was just one of nine team sacks on the day ... Also added a special teams tackle.

1998 (15/1, 1/0): Participated in 15 regular season and one playoff game for the Patriots, including one start at right defensive end ... Finished his rookie campaign with 22 total tackles (17 solos), including three sacks for 26 yards and three pass deflections ... Did not start the Patriots playoff game at Jacksonville (1/3/99), but led the team with two sacks for 13 yards ... Made a solo stop in his NFL debut at Denver (9/7) ...Recorded his first career sack in a 40-10 blowout over Kansas City (10/11) when he sacked Elvis Grbac for a 6-yard loss ... Missed the next game vs. the New York Jets (10/19) when he was listed among the Patriots inactives ... Posted three solo stops and three passes defensed vs. Atlanta (11/8) ... Credited with his second sack of the season when he tracked down Doug Flutie for a 10-yard loss in a victory over Buffalo (11/29) ... Posted a season-high four tackles, including a 10-yard sack of Steve Young in a 24-21 victory over the 49ers (12/20) ... Two of his three tackles at Jacksonville (1/3/99) were sacks of Mark Brunell ... They were the only two sacks by the Patriots in the playoff game.



College

Spires showed his versatility during his collegiate career at Florida State, moving from linebacker to nose guard to defensive end ... He was a four-year letterman (1994-97) and totaled 115 tackles (59 solos), including 18 career sacks for the Seminoles ... Played in three bowl games in his final three years — an Orange Bowl and two Sugar Bowls. **1997 (Senior):** Started eight of nine games, including the last seven games of the season at right defensive end ... Missed the first three games of the season while recovering from a fractured fibula ... Compiled 32 tackles (17 solos), including 10 sacks and 14 tackles for loss, and caused two fumbles to earn second-team All-Atlantic Coast Conference honors ... His 10 sacks ranked second in the ACC ... Wreaked havoc against North Carolina with a four-sack effort — one shy of the school record and third-highest single-game total in Florida State history. **1996 (Junior):** Appeared in 11 games as a reserve defensive end, but did not start ... Finished the season with 35 tackles (20 solos), including seven sacks and nine tackles for loss

... Posted a season-high six tackles and a sack in games vs. Clemson and Florida ... Recorded a season-high 1.5 sacks in a 34-16 victory over Miami. **1995 (Sophomore):** Appeared in 11 games as a reserved defensive tackle and finished the year with a career-high 42 tackles (20 solos) ... Credited with five tackles for loss, a sack and two pass deflections ... Opened the season with five tackles, including three for loss and a sack vs. Duke ... Delivered a season-high seven tackles, including two for loss, and deflected a pass vs. Wake Forest. **1994 (Freshman):** Recorded six tackles in five games of spot duty as a reserve nose guard. **1993 (Redshirt):** Recruited to FSU after earning All-American prep honors as a linebacker, but made the transition to defensive line during his redshirt season.

Personal

Gregory Tyrone Spires was born Aug. 12, 1974 in Mariana, Fla. ... He attended Mariner High School in Cape Coral, Fla., where he earned All-American acclaim as a linebacker and fullback as a senior in 1992 ... Earned District Player of the Year and was a *Blue Chip Illustrated* All-Region selection after rushing for over 900 yards as a senior ... Blocked three punts and averaged 11 tackles per game during his four-year high school career ... Greg and his wife, Dara, reside in Quincy, Mass.

SINGLE-GAME CAREER HIGHS

Regular Season		
Tackles:	4	Miami (10/17/99)
		San Francisco (12/20/98)
Sacks:	1	vs. San Francisco (12/20/98)
	1	vs. Buffalo (11/29/98)
	1	vs. Kansas City (10/11/98)
Passes Def.:	3	vs. Atlanta (11/8/98)
Postseason		
Tackles:	3	at Jacksonville (1/3/99)
Sacks:	2	at Jacksonville (1/3/99)

GREG SPIRES

Pos: DE **Ht:** 6-1 **Wt:** 265 **Year:** 3rd **Acq:** D3b-98 (83rd) **College:** Florida State **Born:** 8/12/74 **Contract:** '00

Regular Season		Tackles					Inteceptions			Miscellaneous			Postseason Statistics									
Year Team	G/S	TT	UT	A	S	Yds	No	Yds	PD	FF	FR	SpT	G/S	TT	UT	A	S	Yds	Int	Yds	PD	FF
1998 Patriots	15/1	22	17	5	3.0	26	0	0	3	0	0	0	1/0	3	3	0	2	13	0	0	0	0
1999 Patriots	11/0	8	7	1	0.5	6.5	0	0	0	0	0	2	--	-	-	-	-	-	-	-	-	-
Totals–2 Years	**26/1**	**30**	**24**	**6**	**3.5**	**32.5**	**0**	**0**	**3**	**0**	**0**	**2**	**1/0**	**3**	**3**	**0**	**2**	**13**	**0**	**0**	**0**	**0**

HENRY THOMAS

DEFENSIVE TACKLE

6-2' ★ 275LBS ★ 14TH YEAR ★ 4TH YEAR W/PATRIOTS
LOUISIANA STATE ★ COMMUNICATIONS
ACQ: UFA-97 (DET) ★ SIGNED THROUGH 2001
BORN: 1/12/65 ★ HOUSTON, TX

PRO BOWL '91, '92

Career Transactions

Henry Thomas signed with the Patriots as a veteran free agent on June 12, 1997 ... He was originally drafted by the Minnesota Vikings in the third round (72nd overall) of the 1987 NFL draft ... Signed by the Vikings (7/14/87) ... Designated by the Vikings as a transition player (2/25/93) ... Designated by the Vikings as their franchise player (2/15/94) ... Franchise designation removed (2/15/95) ... Signed by the Detroit Lions (2/27/95) ... Released by Detroit (5/25/97) and signed by New England on (6/12/97) ... Re-signed with the Patriots (2/16/99).

Career Games Started/Played

Regular Season: 197/195, Postseason: 13/12

Career Highlights

★In 1999, Henry led all Patriots defensive linemen with 87 tackles, including 56 solo stops.

★Recorded eight solo tackles, including a pair of sacks, in the Patriots' season-ending victory over the Ravens (1/2/00).

★In 1998, Thomas led the Patriots with 6.5 sacks to became the first interior defensive lineman to lead the team in sacks in 29 years. The last defensive tackle to lead the team in sacks was AFL great Houston Antwine in 1969.

★In 1997, Thomas had seven sacks, which was the most by a Patriots' defensive tackle since Ray Hamilton had seven in 1973.

★Thomas was selected to play in two consecutive Pro Bowls (1991-92).

★Thomas has scored three touchdowns during his career. His first two were fumble recoveries returned for touchdowns. His first was a 2-yard return in 1988. His second came on a 27-yard return in 1989. In 1998, he scored his first touchdown on an interception return, returning a Danny Weurffel pass 24 yards for score.

★Forced and recovered a fumble when he sacked Stan Humphries in the 1997 season opener vs. San Diego (8/31).

★In 1996 with the Lions, he consistently drew double-teams but managed six sacks. His presence freed up teammates Robert Porcher and Luther Elliss, who each recorded career-high sack totals.

★Posted a career-high and led the Lions with 10.5 sacks in 1995, the most by a Detroit defender since Mike Cofer's 12 in 1988. That year, he also blocked two field goal attempts and earned defensive MVP honors.

★At Minnesota, Thomas combined with Keith Millard for 27 sacks in 1989, the highest total by a defensive tackle tandem since the NFL started recording sack totals in 1982.

★His 56 sacks as a Viking ranks second among defensive tackles in team annals.

★He was named to the All-NFC team in 1990 and earned second-team All-Pro honors in 1993.

★As a rookie in 1987, he started every game for the Vikings — preseason, regular season and postseason — and earned All-Rookie team honors from UPI and *Football Digest*.

NOTES
★HENRY OWNS TWO HARLEY DAVIDSONS, INCLUDING ONE THAT HE OVERSAW THE ENTIRE ASSEMBLY.
★HENRY IS A FOOTBALL PRO BOWLER WHO ALSO ENJOYS BOWLING. HE HAS BEEN IN A NUMBER OF BOWLING LEAGUES DURING HIS CAREER.
★HENRY'S FATHER, HENRY SR., OWNED AND OPERATED A BARBECUE RESTAURANT IN HOUSTON FOR 17 YEARS.

Seasonal Reviews

1999 (16/16): One of six defensive players to start every game for the Patriots ... Led all defensive linemen with 87 tackles, including 56 solo stops ... Tied for fourth on the team with three sacks ... Led a defensive unit which finished the season ranked eighth in the league ... It was the highest defensive rating by a Patriots team since 1988. **N.Y. Jets**

(9/12): Named defensive co-captain for the season opener vs. the Jets and led all defensive linemen with eight tackles in the game ... Helped the Patriots to a 30-28 victory over the Jets. **N.Y. Giants (9/26):** Shut down the Giants rushing attack, allowing just 57 yards and a 2.2-yard average per carry in a 16-14 victory over the Giants. **Cleveland (10/3):** Improved to 4-0 with a 19-7 win against the Browns after allowing just 70 yards rushing and just 250 total net yards. **Arizona (10/31):** Recorded his first sack of the season, an 8-yard loss, while contributing to the Patriots' pounding of the Cardinals, 27-3 ... It was the Patriots' biggest win of the season, as they limited the Cardinals to just eight first downs and a total of 166 net yards (90 passing). **NY Jets (11/15):** Proved to be a prime time player with 10 tackles, including seven solo stops, on the Patriots' only Monday Night game of the season. **Dallas (12/5):** Named defensive co-captain for the game and cut the Cowboys offensive production nearly in half ... The Cowboys entered the game averaging over 128 yards rushing per game, second in the league at the time, and finished the game with just 63 yards on 23 carries (2.7 per carry). **Philadelphia (9/19):** Recorded nine tackles, including seven solos. **Buffalo (12/26):** Led all defensive linemen with 11 tackles, including six solo stops. **Baltimore (1/2):** Recorded eight solo tackles, including a pair of sacks, in the Patriots' season-ending victory over the Ravens ... Limited the Ravens to just three points in a 20-3 win ... It was the third game of the season in which the Patriots did not surrender a touchdown ... Combined for 28 tackles, including two sacks, in the Patriots final three regular season games.

1998 (16/15, 1/1): Started 15 of 16 regular season games, including 14 at defensive tackle and one at nose tackle, and one playoff game for the Patriots in 1998 ... Finished the season with a seven-year personal high of 75 tackles, tied for sixth on the team ... Led the team with 6.5 sacks for 48 yards, the first defensive tackle to lead the team since Houston Antwine led the team with five sacks in 1969 ... Forced two fumbles and recovered another ... Intercepted his first pass in 10 years and returned it 24 yards for a touchdown – the third of his career ... Recorded 1.5 sacks in a 27-16 victory over Tennessee (9/20) ... Made four solo tackles the following game at New Orleans (10/4) and intercepted a Danny Wuerffel pass and returned it 24 yards, bouncing off multiple would-be tacklers, to score his first touchdown since 1989 ... Registered four tackles and recovered a Donnell Bennett fumble at the Kansas City 40-yard line in a lopsided 40-10 victory over the Chiefs (10/11) ... The turnover led to a Patriots touchdown ... Helped limit the Chiefs to just nine first downs and only 14 yards on 11 carries, the second-best defensive effort in franchise history ... Recorded a sack and forced a fumble at Miami (10/25) ... Posted a season-high with 10 tackles (6 solos) when he replaced Chad Eaton at nose tackle at Buffalo (11/15) ... Matched his season-high with 10 tackles, including a career-high three sacks, and forced his second fumble of the season at St. Louis (12/13) ... The fumble came on a Steve Bono sack, which was recovered by Chad Eaton and led to a Patriots' touchdown ... Credited with his final sack of the season the following week when he hit Steve Young for a 5-yard loss in a 24-21 victory over San Francisco (12/20) ... Appeared in his 13th career playoff game (including 11 starts) when he started at Jacksonville (1/3/99) and made four solo tackles.

1997 (16/16, 2/2): Started every game for the Patriots at right defensive tackle, including both playoff games ... Finished second on the team with seven quarterback sacks- the most by a defensive tackle in 17 years (Hamilton had eight in 1980) ... Led all defensive lineman and finished eighth on the team with 69 total tackles, his highest total since he recorded 69 tackles in 1992 for the Vikings ... Credited with one pass deflection and two forced fumbles ... Recorded his first sack of the season in the season opener vs. San Diego (8/31) ... Forced a fumble on his sack, which he recovered ... The turnover led to a second quarter field goal ... Recorded a season-high with nine tackles, including a pair of sacks vs. Chicago (9/21) ... Forced his second fumble of the season ... Knocked the Broncos out of field goal range when he sacked John Elway at Denver (10/6) - his fourth sack in five games ... Selected defensive team captain at the Jets (10/19) and responded with five tackles ... Credited with eight tackles at Minnesota (11/2) ... Logged his fifth sack of the season at Buffalo (11/9) ... Posted a pair of sacks in a 20-17 victory over Indianapolis (11/30) ... Sustained a knee injury in the first round playoff game vs. Miami (12/28), but returned to the game ... Combined for 10 tackles in two postseason games, with six stops at Pittsburgh (1/3/98).

1996 (15/15 - Detroit): Started the first 15 games of the season, but missed the season finale due to a nagging groin injury ... Recorded four sacks in the first six games of the season, but was limited in the second half of the season due to a pulled groin muscle ... He consistently drew double-teams, freeing up teammates Porcher and Elliss, who each recorded career-high sack totals ... Ranked third on the team with six sacks ... Missed most of the team's practices during the final two months of the season due to his injury ... Recorded two sacks in the season opener at Minnesota (9/1), totaling five tackles and a forced fumble in the game ... Posted five tackles and recovered a second quarter fumble vs. Tampa Bay (9/8) ... Stopped a drive with a fourth-down sack vs. the Bears (9/22) deep in Lions territory ... Posted his fourth sack of the season vs. Atlanta (10/6) ... Caused a fumble and made his fifth sack of the season at San Diego (11/11) ... Tied a season-high with six tackles and a sack vs. Green Bay (12/15) ... Was listed among the Lions inactives for the season finale at San Francisco (12/23).

1995 (16/16, 1/1 - Detroit): Started every game for the Lions and was voted the team's defensive MVP ... Posted a career-high and led the team with 10.5 sacks, the most by a Lions defender since Cofer's 12 in 1988 ... He finished the year with 68 total tackles, which led all Lion linemen and blocked two field goals ... He registered his first sack of the season vs. Arizona (9/25) ... Posted his second sack and led the team with eight tackles vs. Cleveland (10/8) ... Registered seven tackles, including a sack, at Green Bay (10/15) ... Collected a sack for the third consecutive week and totaled four stops at Washington (10/22) ... Blocked a field goal and registered an 8-yard sack at Atlanta (11/5) ... Logged his first multiple sack game of the season with 1.5 sacks and five tackles vs. Tampa Bay (11/12) ... Led the team with seven stops, including four at or behind the line of scrimmage and blocked his second field goal attempt of the season at Chicago (11/19) ... Made three tackles and forced a fumble on Thanksgiving vs. the Vikings (11/23) ... Recovered a fumble and recorded six hits at Houston (12/10) ... Made one sack vs. Jacksonville ... Made three tackles, including a sack in the regular season finale at Tampa Bay (12/23) ... Recorded the Lions' only sack in the playoff game at Philadelphia (12/30).

1994 (16/16, 1/1 - Minnesota): Started every game and led the Vikings defensive linemen with 65 tackles ... Ranked second on the team with 8.5 tackles for loss ... Combined with John Randle for 20.5 sacks, more than any tackle tandem in the NFL in 1994 ... Totaled a season-high with seven tackles, including a sack vs. Detroit (9/11) ... Made two tackles with one sack at Chicago (9/18), extending his consecutive game sack streak to four games ... Recorded five tackles, including a sack at the Giants (10/10) ... Forced one fumble, recovered another and totaled five tackles, including a sack at Tampa Bay (10/30) ... Forced a fumble and recorded five tackles, one for loss, vs. the Jets (11/20) ... Posted a season-high with 2.5 sacks vs. Tampa Bay (11/27) ... Had one sack and three tackles vs. Buffalo (12/11) ... Made three stops, including a sack in the season finale vs. San Francisco (12/26) ... Recovered a fumble, knocked down a pass and made two tackles in a playoff game vs. Chicago (1/1/95).

1993 (13/13, 1/0 - Minnesota): Started 13 games and was earned second-team All-Pro recognition by Associated Press and the *Football News* ... Credited with nine sacks, despite missing the final three games of the season with an ankle injury ... Had a streak of 72 consecutive games played snapped due to the injury ... Finished the year ranked seventh on the team with 66 tackles ... Tied the team lead with three forced fumbles ... Led the team with 13 tackles vs. San Diego (11/7) ... Listed among the inactives for the final three games of the season due to the ankle injury, but returned to action in the playoff game at the Giants (1/9/94) and reported seven tackles.

1992 (16/16, 1/1 - Minnesota): Started every game for the Vikings and was selected to his second consecutive Pro Bowl ... Also earned All-Pro honors from *College and Pro Football Newsweekly* ... Finished the

SINGLE-GAME CAREER HIGHS

Regular Season

Tackles:	14	New England (10/20/91)
Sacks:	3	at St. Louis (12/13/98)
Interceptions:	1	at New Orleans (10/4/98)
		Green Bay (10/16/88)
		L.A. Raiders (11/8/87)
Touchdowns:	1	(24-yd Int.) at New Orleans (10/4/98)
		(27-yd FR) at Pittsburgh (9/24/89)
		(2-yd FR) vs. Dallas (11/13/88)
Blocked FGs:	1	at Chicago (11/19/95)
	1	at Atlanta (11/5/95)

season with 69 tackles and six sacks, both ranked fourth on the team ... Turned in his best performance of the season vs. Green Bay when he made 10 stops and one sack ... Posted five stops in a playoff contest vs. Washington (1/2/93).

1991 (16/15 - Minnesota): Selected to his first Pro Bowl after totaling 100 tackles (61 solos) and eight sacks ... His eight sacks ranked second on the team ... He had his best game of the season vs. New England (10/20) when he recorded 14 tackles, including three sacks ... He did not start vs. Green Bay (11/17), the only regular season game that he played but did not start.

1990 (16/16 - Minnesota): Started every game and set a new career-high with 109 total tackles (64 solos) ... He ranked second on the team with 8.5 sacks ... Switched from left tackle to right tackle for the final 11 games of the season to replace the injured Millard ... Registered nine or more tackles in five games ... Led the team with a season-high 11 tackles vs. New Orleans (9/16) ... Tied that mark with 11 tackles vs. Tampa Bay (9/30) ... Led the team in solo tackles with six vs. Green Bay (12/2).

1989 (14/14, 1/1 - Minnesota): Totaled 94 tackles, including nine sacks, despite missing two games due to a knee injury ... Scored the second touchdown of his career on a 27-yard fumble return vs. Pittsburgh ... Recorded an 8-yard sack against the Steelers before being sidelined with a knee injury ... Missed the next two games, vs. Tampa Bay (10/1) and Detroit (10/8), due to injury ... Led the team with eight tackles, including a pair of sacks and recovered a fumble vs. Philadelphia (11/19) ... Posted a pair of sacks, recovered a fumble and made five tackles in the season finale vs. Cincinnati (12/25) ... Started the playoff game at San Francisco (1/6/90) and made two solo stops.

1988 (15/15, 2/1 - Minnesota): Earned honorable mention All-Pro recognition from Associated Press after totaling 80 tackles (fifth on the team) ... His six sacks ranked third on the team ... Led the team with seven stops and forced a fumble vs. Miami (10/2/88) ... Made the second interception of his career vs. Green Bay (10/16), tying the Vikings' career record for interceptions by a defensive lineman ... Scored his first career touchdown with a 2-yard fumble recovery and return vs. Dallas (11/13) ... Accounted for eight tackles vs. New Orleans (12/4) ... Made nine stops vs. Green Bay (12/11) ... Had the Vikings' only sack and forced a fumble in the playoff game at San Francisco (1/1/89).

1987 (12/12, 3/3 - Minnesota): Started every game, including preseason, regular season and postseason as a rookie and was named to the All-Rookie teams by UPI and *Football Digest* ... Led the defensive linemen and finished fourth on the team with 81 tackles ... Led the team in tackles in three games; vs. Denver (10/25), Dallas (11/26) and Green Bay (12/13/87) ... Intercepted the first pass of his career vs. the Raiders (11/8) ... Recovered a fumble vs. Detroit (12/20) ... Recorded a sack in a playoff win over San Francisco (1/9/88) ... Started the NFC Championship Game vs. Washington (1/17/89).

College

Thomas was a four-year letterman at Louisiana State (1983-86) … He earned first-team All-Southeastern Conference and All-American honorable mention by the Associated Press as a senior ... Played defensive end and tackle and finished second on the team with 83 tackles, with three sacks, one forced fumble and one fumble recovery as a senior ... He earned MVP honors in the 1987 Sugar Bowl ... Led the defensive line with 56 tackles as a junior ... Named defensive player of the week when he blocked two field goal attempts vs. Notre Dame his junior year ... Started at nose guard his sophomore year until a knee injury sidelined him for the season ... Saw limited playing time in reserve as a freshman.

Personal

Henry Lee Thomas, Jr. was born Jan. 12, 1965 in Houston, Texas ... He attended Eisenhower High in Houston where he was a two-time all-city and all-district defensive tackle and tight end ... He also lettered in track, competing in the discus and shot put ... While in Detroit, he donated $200 for each of his sacks to the Pontiac Police Athletic League ... He has generously donated time and resources to the American Heart Association and the Diabetes Association ... His hobbies include boating and fishing ... Henry's oldest daughter, Natasha, is now 14 ... Henry and his wife, Eyvonne, also have two daughters, Sydney (10/15/96) and Peyton (4/27/99).

HENRY THOMAS

Pos: DT **Ht:** 6-2 **Wt:** 275 **Year:** 14th **Acq:** UFA-97 (DET) **College:** Louisiana State **Born:** 1/12/65 **Contract:** '01

Regular Season			Tackles				Interceptions			Misc.			Scoring			Playoff Statistics									
Year	Team	G/S	TT	UT	A	Sk	I-Yd	TD	PD	FF	FR	TD	Sfty	TD	Pts	G/S	TT	UT	A	S-Yd	Int	PD	FF	FR	TD
1987	Vikings	12/12	81	56	25	2.5	1-0	0	1	0	1	0	0	0	0	3/3	7	7	0	1-1	0	0	0	0	0
1988	Vikings	15/15	80	53	27	6.0	1-7	0	1	4	1	1	0	1	6	2/1	9	6	3	1-6	0	0	0	1	0
1989	Vikings	14/14	94	68	26	9.0	0-0	0	0	3	3	1	0	1	6	1/1	2	2	0	0-0	0	0	0	0	0
1990	Vikings	16/16	109	64	45	8.5	0-0	0	0	1	1	0	0	0	0	--	-	-	-	-	-	-	-	-	-
1991	Vikings	16/15	100	61	39	8.0	0-0	0	0	0	1	0	0	0	0	--	-	-	-	-	-	-	-	-	-
1992	Vikings	16/16	69	50	19	6.0	0-0	0	0	0	0	0	0	0	0	1/1	5	4	1	0-0	0	0	0	0	0
1993	Vikings	13/13	66	60	6	9.0	0-0	0	1	1	0	0	1	0	2	1/0	7	5	2	0-0	0	0	0	0	0
1994	Vikings	16/16	65	59	6	7.0	0-0	0	2	2	1	0	0	0	0	1/1	2	2	0	0-0	0	1	0	1	0
1995	Lions	16/16	68	45	23	10.5	0-0	0	0	2	2	0	0	0	0	1/1	2	2	0	1-7	0	0	0	0	0
1996	Lions	15/15	56	38	18	6.0	0-0	0	0	2	1	0	0	0	0	--	-	-	-	-	-	-	-	-	-
1997	Patriots	16/16	69	44	25	7.0	0-0	0	1	2	1	0	0	0	0	2/2	10	6	4	0-0	0	0	0	0	0
1998	Patriots	16/15	75	55	20	6.5	1-24	1	2	2	1	0	0	1	6	1/1	4	4	0	0-0	0	1	0	0	0
1999	Patriots	16/16	87	56	31	3.0	0-0	0	1	0	0	0	0	0	0	--	-	-	-	-	-	-	-	-	-
Totals - 13 yrs		**197/195**	**1019**	**709**	**310**	**89.0**	**3-31**	**1**	**9**	**19**	**13**	**2**	**1**	**3**	**20**	**13/12**	**48**	**38**	**10**	**3-14**	**0**	**2**	**0**	**2**	**0**

THOMAS' PATRIOTS GAME-BY-GAME

1997	Opponent	P/S	TT	UT	A	S-Yd	I-Yd	PD	FF	FR	W/L	Score
08/31	San Diego	S	3	2	1	1-11	-	-	-	1	1 W	41-7
09/07	at Indianapolis	S	3	2	1	-	-	-	-	-	- W	31-6
09/14	N.Y. Jets*	S	4	4	0	-	-	-	-	-	- W	27-24
09/21	Chicago	S	9	7	2	2-8	-	-	-	1	- W	31-3
10/06	at Denver	S	5	2	3	1-8	-	-	-	-	- L	13-34
10/12	Buffalo	S	5	4	1	-	-	-	1	-	- W	33-6
10/19	at New York Jets	S	5	2	3	-	-	-	-	-	- L	19-24
10/27	Green Bay	S	3	3	0	-	-	-	-	-	- L	10-28
11/02	at Minnesota	S	8	5	3	-	-	-	-	-	- L	18-23
11/09	at Buffalo	S	2	2	0	1-0	-	-	-	-	- W	31-10
11/16	at Tampa Bay	S	5	2	3	-	-	-	-	-	- L	7-27
11/23	Miami	S	3	1	2	-	-	-	-	-	- W	27-24
11/30	Indianapolis	S	4	3	1	2-13	-	-	-	-	- W	20-17
12/07	at Jacksonville	S	0	0	0	-	-	-	-	-	- W	26-20
12/13	Pittsburgh*	S	6	4	2	-	-	-	-	-	- L	21-24
12/22	at Miami	S	4	1	3	-	-	-	-	-	- W	14-12
1997	**Totals**	**16/16**	**69**	**44**	**25**	**7-40**	**0-0**	**1**	**2**	**1**		**10-6**
12/28	Miami	S	4	3	1	-	-	-	-	-	- W	17-3
01/03	at Pittsburgh	S	6	3	3	-	-	-	-	-	- L	6-7
1997	**Postseason**	**2/2**	**10**	**6**	**4**	**0-0**	**0-0**	**0**	**0**	**0**		**1-1**

1998	Opponent	P/S	TT	UT	A	S-Yds	I-Yds	PD	FF	FR	W/L	Score
09/07	at Denver	S	3	3	0	-	-	-	-	-	- L	21-27
09/13	Indianapolis	S	6	4	2	-	-	-	-	-	- W	29-6
09/20	Tennessee	S	4	2	2	1.5-7	-	-	-	-	- W	27-16
10/04	at New Orleans	S	4	4	0	-	-	1-24	1	-	- W	30-27
10/11	Kansas City	S	4	3	1	-	-	-	-	-	1 W	40-10
10/19	New York Jets	S	5	3	2	-	-	-	-	-	- L	14-24
10/25	at Miami	S	4	3	1	1-6.0	-	-	-	1	- L	9-12
11/01	at Indianapolis	S	2	1	1	-	-	-	-	-	- W	21-16
11/08	Atlanta	p	1	1	0	-	-	-	-	-	- L	10-41
11/15	at Buffalo	S	10	6	4	-	-	-	-	-	- L	10-13
11/23	Miami	S	5	3	2	-	-	-	-	-	- W	26-23
11/29	Buffalo	S	6	3	3	-	-	-	1	-	- W	25-21
12/06	at Pittsburgh	S	4	4	0	-	-	-	-	-	- W	23-9
12/13	at St. Louis	S	10	9	1	3-30	-	-	-	1	- L	18-32
12/20	San Francisco	S	7	6	1	1-5	-	-	-	-	- W	24-21
12/27	at New York Jets	S	0	0	0	-	-	-	-	-	- L	10-31
1998	**Totals**	**16/15**	**75**	**55**	**20**	**6.5-48**	**1-24**	**2**	**2**	**1**		**9-7**
01/03	at Jacksonville	S	4	4	0	-	-	-	1	-	- L	10-25

1999	Opponent	P/S	TT	UT	A	S/Yd	I/Yds	PD	FF	FR	W/L
09/12	at New York Jets	S	8	3	5	-	-	-	-	-	- W 30-28
09/19	Indianapolis	S	6	3	3	-	-	-	-	-	- W 31-28
09/26	NY Giants	S	2	1	1	-	-	-	-	-	- W 16-14
10/03	at Cleveland	S	2	1	1	-	-	-	-	-	- W 19-7
10/10	at Kansas City	S	3	2	1	-	-	-	-	-	- L 14-16
10/17	Miami	S	6	3	3	-	-	-	-	-	- L 30-31
10/24	Denver	S	2	2	0	-	-	-	-	-	- W 24-23
10/31	at Arizona	S	3	3	0	1/8	-	-	-	-	- W 27-3
11/15	New York Jets	S	10	7	3	-	-	-	-	-	- L 17-24
11/21	at Miami	S	3	3	0	-	-	-	-	-	- L 17-27
11/28	at Buffalo	S	3	2	1	-	-	-	-	-	- L 7-17
12/05	Dallas	S	6	2	4	-	-	-	-	-	- W 13-6
12/12	at Indianapolis	S	5	3	2	-	-	-	-	-	- L 15-20
12/19	at Philadelphia	S	9	7	2	-	-	-	-	-	- L 9-24
12/26	Buffalo	S	11	6	5	-	-	-	-	-	- Lot 10-13
01/02	Baltimore	S	8	8	0	2/14	-	-	1	-	- W 20-3
1999	**Totals**	**16/16**	**87**	**56**	**31**	**3/22**	**0**	**0**	**1**	**0**	**0**	**8-8**

Additional Regular Season Statistics: Blocked Kicks — 1995 (2 Field Goal Attempts)



ADAM VINATIERI

PLACEKICKER

6-0' ★ 200LBS ★ 5TH YEAR ★ 5TH YEAR W/PATRIOTS
SOUTH DAKOTA STATE ★ FITNESS & WELLNESS
ACQ: FA-96 ★ SIGNED THROUGH 2001
BORN: 12/28/72 ★ YANKTOWN, SD

Career Transactions

Adam Vinatieri signed with the Patriots as a rookie free agent on June 28, 1996 ... He originally signed with the Amsterdam Admirals of the World League in the spring of 1996 ... Re-signed by the Patriots (7/19/98) ... Re-signed with the Patriots (3/12/99).

Career Games Played/Started

Regular Season: 64/0, Postseason: 6/0

Career Highlights

★Vinatieri has scored 469 points in his first four seasons in the league after going undrafted and signing as a free agent in 1996. It is the fourth most proficient start to an NFL career in the history of the game.

★Vinatieri enters the 2000 season with 469 career points, third among the franchise's all-time scoring leaders.

★He became the only player in franchise history to score over 100 points in each of his first four seasons. He is currently second behind Gino Cappelletti for career 100-point seasons (six) in franchise history.

★Set a franchise rookie record with 120 points in 1996.

★Set a franchise record by kicking 25 consecutive field goals without a miss over a span of two years to finish just six kicks shy of the NFL record.

★Scored a career-high 127 points, converting 31 of 39 field goals and all 32 extra point attempts in 1998. His 31 field goals were the second-most in franchise history (Tony Franklin, 32).

★Earned Miller Lite Player of the Game and Staples Star of the Game honors after converting all four field goals, including a long of 52 yards, and three PATs for 15 points in the Patriots' 33-6 victory over Buffalo (10/12/97).

★While in the World League, Vinatieri showed that he had a strong leg and could double as a punter. He was signed to add depth and consistency to the Patriots' kickoff team in 1996, but ultimately displayed enough poise and promise to warrant the release of veteran placekicker Matt Bahr.

★Caught Dallas' Herschel Walker from behind and made a touchdown-saving tackle as a rookie at Dallas (12/15/96).

NOTES
★In 1996, Adam caught Herschel Walker from behind to make a TD-saving tackle after a 70-yard kickoff return. The possession resulted in a field goal.
★In college, Adam once booted a 77-yard punt.
★Adam has two unique family ties. He is a cousin of Daredevil Evel Knievel and great, great grandson of Felix Vinatieri — who was General Custer's bandmaster.

Seasonal Reviews

1999 (16/0): Played in every game and led the team in scoring with 107 total points ... His 107 points ranked 11th in the AFC ... After four years, only Denver's Jason Elam (479 through four seasons) scored more points faster than Vinatieri's 469 ... Earned AFC Special Teams Player of the Month for September, after converting game-winning kicks in the first two games of the season ... Through September, he had converted 9-of-10 field goal attempts and all nine PATs for 36 points ... His field goals contributed to the wins in each of the first three games of the season. **N.Y. Jets (9/12):** Scored a season-high 12 points, including the game-winning 23-yard field goal for a 30-28 victory over the Jets in the season opener ... It was his fifth game-winning field goal in his four-year career. **Indianapolis (9/19):** Converted a 26-yard field goal with just 35 seconds remaining to help the Patriots claim a 31-28 victory over the Colts ... It was his second consecutive game-winning field goal and the sixth of his four-year career. **N.Y. Giants (9/26):** Earned Miller Lite Player of the Game honors after scoring 10 of the Patriots' 16 points in a 16-14 victory over the Giants ... Converted all

three field goal attempts and his only extra point attempt. **Cleveland (10/2):** Named special teams co-captain for the game ... Converted his first two field goals of the game, but had his consecutive field goal streak snapped at nine when he missed his first attempt of the season in the third quarter ... Extended his consecutive PAT streak to 106 straight to set a franchise record (previously held by Gino Cappelletti) ... His streak began vs. Buffalo on Oct. 27, 1996. **Kansas City (10/10):** Converted both extra point attempts to give him 400 points for his career ... Became just the fifth player in franchise history to reach that plateau ... Missed field goal attempts of 48 and 32 yards in a 16-14 loss ... His 32-yard attempt came with just nine seconds remaining in the game ... It was the seventh game-winning field goal attempt of his career ... He was successful on his first six attempts. **Miami (10/17):** After opening the season by connecting on his first nine field goal attempts, he missed his next three kicks entering the Miami game ... He rebounded by converting all three field goal attempts and all three extra point attempts to score 12 of the Patriots' 30 points ... Extended his PAT streak to a franchise-best 111 straight. **Arizona (10/31):** Had his franchise-record streak of successful extra point attempts snapped at 117 when his third attempt of the game was blocked ... He had not missed in over three seasons ... The streak began during his rookie year in Buffalo on Oct. 27, 1996 ... It was just the second blocked PAT attempt of his career - the first was against Jacksonville on Sept. 22, 1996. **Indianapolis (12/12):** Converted all three field goal attempts ... It was the 16th time in his career that he had converted at least three field goals in a game ... His second field goal moved him ahead of Franklin (445 points) into third place on the team's all-time scoring list. **Philadelphia (12/19):** Kicked field goals of 23, 43 and 46 yards ... It was the 17th time of his career that he had at least three field goals in a game. **Baltimore (1/2/00):** Converted his longest field goal of the year, a 51-yard effort, in a 20-3 victory over the Ravens ... It was his fifth career field goal of 50 yards or more ... Converted every attempt, including two field goals and two PATs for eight total points ... Finished the season with 107 total points ... His fourth consecutive 100-point season ... Only Cappelletti has a longer streak of 100-point seasons (6).



1998 (16/0, 1/0): Played in every game for the Patriots, extending his consecutive games played streak to 48 games ... Scored a career-high 127 points, converting 31 of 39 field goals and all 32 extra point attempts ... His 31 field goals were the second-most in franchise history, only Franklin, who converted 32 field goals in 1986, had more ... His 127 points ranked seventh in franchise history and was the most by a Patriot since Franklin scored 140 points in 1986 ... It also ranked fifth (tied) in the league in 1998, tied for third in the AFC ... Kicked a career-long 55-yard field goal at St. Louis (12/13) ... Recorded nine special teams tackles ... He was twice voted the AFC Special Teams Player of the Week and also received AFC Special Teams Player of the Month recognition for the month of October ... Converted three field goals, including a long of 52 yards, in a 29-6 victory over Indianapolis (9/13) ... Converted a season-long streak of nine consecutive field goals, beginning with kicks of 43 and 41 yards in a 27-16 victory over Tennessee (9/20) ... Had three field goals, including the game-winning 27-yard field goal in a 30-27 victory over New Orleans (10/4) to earn AFC Special Teams Player of the Week ... Converted all four field goal attempts and all four extra point attempts in a 40-10 white-washing of the Kansas City Chiefs (10/11) ... His 16 points in that game tied a career-high ... Converted 3-of-4 field goal attempts at Miami (10/25) to close out the month of October converting 10-of-11 field goals and all nine extra point attempts for 39 total points ... The performance earned him his first AFC Special Teams Player of the Month honors ... Scored 14 points by converting

all four field goals and both extra point attempts in a come-from-behind 26-23 victory over the Miami Dolphins (11/23) to earn AFC Special Teams Player of the Week honors for the second time in 1998 … Provided seven points in a 25-21 victory over Buffalo (11/29) … Scored 11 points, including all three field goals and both extra points in a 23-9 victory over the Steelers in Pittsburgh (12/6) … Converted all four field goal attempts for 12 points at St. Louis (12/13) … Kicked a 35-yard field goal with just three seconds remaining in the game to give the Patriots a 24-21 victory over San Francisco (12/20) and clinch a playoff berth for a franchise-record third straight season … It was his second game-winning kick of the season and the fourth of his career.

1997 (16/0, 2/0): Played in every game and led the team in scoring with 115 points — sixth in the AFC … Earned first-team All-AFC honors from the Football News and was the recipient of the Shaw's 12th Man Award, as voted on by the New England fans … Handled all kicking duties, including kickoffs, field goals and PATs … Converted 25 of 29 field goals (.862) and all 40 PATs … His 115 points ranks 10th among the Patriots' all-time leading single season scorers … His 25 field goals ranked fifth in franchise history and were just two shy of his single season career-high … Converted 3-of-5 field goals and a pair of extra points to lead the team with 11 points in the postseason … Set a franchise record for the longest postseason field goal with a 46-yard kick at Pittsburgh (1/3/98) … Opened the season with a pair of field goals and five PATs in a 41-7 victory over the Chargers (8/31) … Set a new franchise record with his 15th consecutive field goal without a miss at Denver (10/6) … Earned Miller Lite Player of the Game and Staples Star of the Game honors after converting all four field goals, including a career-long 52-yarder, and three PATs for 15 points in the Patriots' 33-6 victory over Buffalo (10/12) … His 52-yard field goal was the fourth longest field goal in Patriots history … Named AFC Special Teams Player of the Week for his efforts vs. Buffalo … Named special teams captain at the Jets (10/19) and extended his field goal streak to a league-best 21 consecutive successful field goals … Remained perfect for the season, converting his first 17 field goal attempts and every PAT attempt until the 10th game of the season at Buffalo (11/9) when he missed a 42-yard attempt wide right … His streak of successful kicks ended just six short of the NFL record of 31 consecutive field goals held by Fuad Reveiz … Followed with a 45-yard attempt, which caromed off the right upright and was no good … It was just the second time in his career that he had missed

RECORD BOOK

Rk	Player	Years	--Touchdowns-- TD	Ru	Pa	Rt	FG	PAT	Total
1.	Gino Cappelletti	1960-70	42	0	42	0	176	346	1,130
2.	John Smith	1974-83	0	0	0	0	128	308	692
3.	**Adam Vinatieri**	**1996-99**	**0**	**0**	**0**	**0**	**109**	**140**	**469**
4.	Tony Franklin	1984-87	0	0	0	0	93	163	442
5.	Stanley Morgan	1977-89	68	0	67	1	0	0	408
6.	Ben Coates	1991-99	50	0	50	0	0	0	302
7.	Sam Cunningham	1973-82*	49	43	6	0	0	0	294
8.	Jim Nance	1965-71	46	45	1	0	0	0	276
9.	Tony Collins	1981-87	44	32	12	0	0	0	264
10.	Larry Garron	1960-68	42	14	26	2	0	0	252

* missed the 1980 season due to injury

RECORD BOOK

Adam Vinatieri has been among the most consistent players in franchise history. In his first four years, he has consistently ranked among the franchise's all-time single-season scoring leaders. He has averaged just over 117 points per season and enters the 2000 season ranked third in scoring in franchise history.

FIELD GOALS MADE

No	Name	Year
32	Tony Franklin	1986
31	**Adam Vinatieri**	**1998**
27	**Adam Vinatieri**	**1996**
27	Matt Bahr	1994
26	**Adam Vinatieri**	**1999**
26	John Smith	1980
25	**Adam Vinatieri**	**1997**
25	Gino Cappelletti	1964

TOTAL POINTS

Pts	Name,	Year
155	Gino Cappelletti	1964
147	Gino Cappelletti	1961
140	Tony Franklin	1986
132	Gino Cappelletti	1965
129	John Smith	1980
128	Gino Cappelletti	1962
127	**Adam Vinatieri**	**1998**
120	**Adam Vinatieri**	**1996**
119	Gino Cappelletti	1966
117	Matt Bahr	1994
115	**Adam Vinateiri**	**1997**
115	John Smith	1979

EXTRA POINTS ATTEMPTED

No	Name	Year
51	John Smith	1980
50	Gino Cappelletti	1961
49	John Smith	1979
46	John Smith	1976
45	Tony Franklin	1986
43	John Smith	1974
42	Tony Franklin	1984
42	**Adam Vinatieri**	**1996**
41	Tony Franklin	1985
40	**Adam Vinatieri**	**1997**
40	Gino Cappelletti	1962

EXTRA POINTS MADE

No	Name	Year
51	John Smith	1980
48	Gino Cappelletti	1961
46	John Smith	1979
44	Tony Franklin	1986
42	Tony Franklin	1984
42	John Smith	1976
42	John Smith	1974
40	**Adam Vinatieri**	**1997**
40	Tony Franklin	1985

two attempts in a game ... His first was also at Buffalo on Sept. 8, 1996, where he missed two field goals and had a third attempt blocked in a 17-10 loss ... Eclipsed the 100-point plateau for the season at Jacksonville (12/7) and scored 14 points, converting 4-of-5 field goal attempts and a pair of PATs ... Converted just 1-of-3 field goals in the first-round playoff victory over Miami (12/28) ... Scored all six points with a pair of field goals at Pittsburgh (1/3/98) in a 7-6 loss.

1996 (16/0, 3/0): Vinatieri played in every game as a rookie, including all three playoff games ... Led the team in scoring with 120 points, which ranked third in the AFC and fifth overall ... His 120 points by a rookie ranked eighth in NFL history and was the most since Kevin Butler set a new record in 1985 with 144 total points ... It also set a new Patriots rookie scoring record, which Curtis Martin had set in 1995 when he scored 92 points ... The team record for points scored in a season by a rookie kicker was 90, set by John Smith in 1974 ... Vinatieri combined with Curtis Martin to establish another franchise first, as both players scored over 100 points to give the Patriots their first scoring tandem to eclipse the century mark ... Made his NFL debut in the Patriots' season-opener at Miami (9/1) and connected on a 25-yard field goal, his only attempt of the day ... Converted a 42-yard field goal at Buffalo (9/8), but missed on kicks from 45, 25 and 47 yards away, as two kicks bounced off the crossbar ... Missed an extra point attempt and a 47-yard attempt vs. Arizona (9/15), before he overcame his kicking slump at Jacksonville (9/22) ... Earned AFC Special Teams Player of the Week honors and Miller Lite Player of the Game for his 5-for-6 performance against Jacksonville, including the game-winning 40-yard kick in overtime ... Scored a season-high 16 points in the game ... It was the first game-winning situation he had been in professionally and he converted the kick with the poise of a polished veteran ... His six field goal attempts in a game tied Cappelletti for fourth in team history ... His five field goals made ranks second in franchise history ... Converted his next six field goal attempts ... Scored 12 points and went three-for-three, including a season-long 50-yard kick the following week in a 46-38 victory at Baltimore (10/6) ... Scored 10 points, converting his first three kicks vs. Washington (10/13) before a 43-yard attempt sailed wide right, snapping his consecutive field goal streak at eight (fourth longest streak in franchise history) ... Connected on his next four attempts before attempting a season-long kick from 54 yards out, which fell short vs. Buffalo (10/27) ... Did not attempt a field goal in a 42-23 victory over Miami (11/3), which snapped a streak of eight consecutive games with a field goal, but he did convert all six PAT attempts ... Converted all six extra point attempts and connected on his only field goal attempt to score nine points in a 45-7 victory over San Diego (12/1) ... Scored 10 points the following week vs. the Jets (12/8) ... Scored the only points of the game with two field goals at Dallas

NFL RECORD BOOK

In the history of the NFL, only three players have scored more points faster than Adam Vinatieri in their first four years. Those players and their year-by-year comparisons are listed below:

Rk	Name (Years)	Yr 1	Yr 2	Yr 3	Yr 4	Total
1.	Chip Lohmiller (1988-91)	97	128	131	149	= 505
2.	Jason Elam (1993-96)	119	119	132	109	= 479
3.	Jan Stenerud (1967-69)	108	129	119	116	= 472
4.	Adam Vinatieri (1996-99)	120	115	127	107	= 469
5.	Chris Boniol (1994-96)	114	127	120	99	= 460

SINGLE-GAME HIGHS

Regular Season Single-Game Highs

Most Points:	16	vs. Kansas City (10/11/98)
		vs. Jacksonville (9/22/96)
FG Attempts:	6	vs. Jacksonville (9/22/96)
FGs Made:	5	vs. Jacksonville (9/22/96)
Longest FG:	55	at St. Louis (12/13/98)
PAT Atts:	6	at San Diego (12/1/96)
		vs. Miami (11/3/96)
PATs Made:	6	at San Diego (12/1/96)

Postseason Single-Game Highs

Most Points:	8	vs. Jacksonville (1/12/97)
FG Attempts:	3	vs. Miami (12/28/97)
		vs. Jacksonville (1/12/97)
FGs Made:	2	at Pittsburgh (1/3/98)
		vs. Jacksonville (1/12/97)
Longest FG:	46	at Pittsburgh (1/3/98)
PAT Atts:	4	vs. Pittsburgh (1/5/97)
PATs Made:	4	vs. Pittsburgh (1/5/97)

Field Goal Breakdowns

Overall:	109-136	.801
Home:	59-71	.831
Away:	50-65	.769
On Grass:	76-95	.800
On Artificial Turf:	33-41	.805
In Domes:	15-15	1.000
Outdoors:	94-121	.777

(12/15), but made the play of the game on a Herschel Walker kick return when he caught the track star from behind and made a touchdown saving tackle after a 70-yard return down the sideline .. The defense held and the Cowboys had to settle for a field goal ... Closed out the season with five points in a 23-22 come-from-behind victory over the N.Y. Giants (12/21) ... He scored 13 points in three playoff games ... Concluded his rookie season with three PATs in the Super Bowl (1/26/97), completing a rookie year which including 33 professional games in just over 10 months (combining the World League and NFL games played during the 1996-97 campaign).

World League GP/GS (10/0-Amsterdam): Vinatieri made his professional debut with the Amsterdam Admirals of the World Leage after playing collegiately at South Dakota State ... After college, he spent the fall of 1995 training to compete professionally ... He received a World League tryout and earned a roster position with the Admirals as a placekicker and punter.

1996 (10/0-Amsterdam): Played in every game for the Admirals, performing the team's kickoff, field goal and punting responsibilities ... Converted 9-of-10 field goals and was perfect on four extra point attempts for a team-leading 31 total points - ninth in the league in scoring ... He also handled all of the team's punting chores and finished fourth in the league with a 39.3-yard average on 41 punts ... He ranked second in the league in net average with a 34.7-yard average ... 12 of his 41 punts were downed inside-the-20, with just four touchbacks.

College

Vinatieri was a four-year letterman at South Dakota State as a placekicker ... He also handled the team's punting chores from 1992 through 1994, earning first-team all-conference honors in each of those three seasons ... He finished his collegiate career as the school' all-time scoring leader with 185 career points scored ... He converted 104-of-114 PATs (.912) and 27-of-53 field goals (.509) ... In 1992, he kicked a career-long 51-yard field goal, which he tied as a senior in 1994 ... He totaled 144 career punts with a career-long punt of 77 yards as a senior. **1994:** Converted 35-of-40 PATs and four-of-12 field goals for 47 points as a senior ... Tied his career-long with a 51-yard field goal ... Added 57 punts for a 43.5-yard average and had a career-long 77-yard punt to lead the league for his third consecutive season ... Ranked fourth in Division II ball with a 43.5-yard punting average. **1993:** Converted 38-of-41 PATs (.927) and seven-of-15 field goals (.467) for 59 total points as a junior to earn second-team all-conference honors ... Averaged 41.8 yards on 36 punts and had a season-long 57 yards. **1992:** Led the team in scoring when he converted 16-of-18 PATs (.889) and eight-of-13 field goals (.615) for 40 total points ... Set a school record with a 51-yard field goal vs. North Dakota ... Earned first-team all-league honors as a punter with 58 punts for a 40.1-yard average as a sophomore. **1991:** Handled all the kicking duties for South Dakota State as a freshman ... Converted 15-of-15 PATs and 8-of-13 field goal attempts for 39 points.

Personal

Adam Matthew Vinatieri was born the son of Paul and Judy Vinatieri on Dec. 28, 1972 in Yankton, S.D. ... He is the second of four children ... He lettered in football, soccer, track and wrestling at Rapid City (S.D.) Central High and earned first-team all-state honors in 1991 ... Earned his degree in fitness and wellness at South Dakota State ... His younger brother, Beau, is a kicker at Blackhill State College ... Adam has been very active in the community since joining the Patriots ... The Rhode Island Coalition Against Domestic Violence, the Fellowship of Christian Athletes, Athletes in Action, D.A.R.E. and the Governor's Highway Safety Bureau are just a few of the many charities that Adam has donated time and resources to over the past couple of years ... Adam enjoys hunting and riding motor cycles.

GAME-WINNING KICKS

Date	Opponent	Yards	Time	Final Score
09/22/96	Jacksonville	40	12:24 (OT)	28-25
09/14/97	NY Jets	34	6:57 (OT)	27-24
10/04/98	at New Orleans	27	0:03	30-27
12/20/98	San Francisco	35	0:03	24-21
09/12/99	at NY Jets	23	0:03	30-28
09/19/99	Indianapolis	26	0:35	31-28

ADAM VINATIERI

Pos: K **Ht:** 6-0 **Wt:** 200 **Year:** 5th **Acq:** FA '96 **College:** South Dakota State **Born:** 12/28/72 **Contract:** '01

Regular Season			Field Goals												PATs			
Year	Team	G	1-29	Pct	30-39	Pct	40-49	Pct	50+	Pct.	Overall	Pct.	Lg	Made	Att	2-Pt	Pts.
1996	Patriots	16	10-11	90.9	8-8	100.0	8-14	57.1	1-2	50.0	27-35	77.1	50	39	42	0	120
1997	Patriots	16	11-11	100.0	7-9	77.8	6-8	75.0	1-1	100.0	25-29	86.2	52	40	40	0	115
1998	Patriots	16	11-11	100.0	9-14	64.3	9-12	75.0	2-2	100.0	31-39	79.5	55	32	32	1	127
1999	Patriots	16	15-15	100.0	5-7	71.4	5-9	55.6	1-2	50.0	26-33	78.8	51	29	30	0	107
Totals	**4-Years**	**64**	**47-48**	**97.9**	**29-38**	**76.3**	**28-43**	**65.1**	**5-7**	**71.4**	**109-136**	**80.1**	**55**	**140**	**144**	**1**	**469**

Postseason			Field Goals											PATs			
Year	Team	G	1-29	Pct	30-39	Pct	40-49	Pct	50+	Pct.	Overall	Pct.	Lg	Made	Att	2-Pt	Pts.
1996	Patriots	3	2-2	100.0	0-0	---	0-1	0.0	0-0	---	2-3	66.7	29	9	9	0	15
1997	Patriots	2	1-1	100.0	1-1	100.0	1-3	33.3	0-0	---	3-5	60.0	46	2	2	0	11
1998	Patriots	1	1-1	100.0	0-0	---	0-0	---	0-0	---	1-1	100.0	27	1	1	0	4
Totals	**3-Years**	**6**	**4-4**	**100.0**	**1-1**	**100.0**	**1-4**	**25.0**	**0-0**	**----**	**6-9**	**66.7**	**46**	**12**	**12**	**0**	**30**

VINATIERI'S CAREER GAME-BY-GAME

1996	Opponent	XP	XP%	FG	FG%	Pts	Score	FGs (Missed)
09/01	at Miami	1-1	1.000	1-1	1.000	4	10-24	25
09/08	at Buffalo	1-1	1.000	1-3	.250	4	10-17	42(45)(25)(47b)
09/15	Arizona	2-3	.667	1-2	.500	5	31-0	(47), 31
09/22	Jacksonville	1-2	.500	5-6	.833	16	28-25	23,30,29(44)41,40
10/06	at Baltimore	3-3	1.000	3-3	1.000	12	46-38	22,35, 50
10/13	Washington	1-1	1.000	3-4	.750	10	22-27	24, 35, 29, (43)
10/20	at Indianapolis	3-3	1.000	2-2	1.000	9	27-9	44, 36
10/27	Buffalo	2-3	.667	2-3	.667	8	28-25	40,32, (54)
11/03	Miami	6-6	1.000	—	—	6	42-23	
11/10	at N.Y.Jets	4-4	1.000	1-1	1.000	7	31-27	30
11/17	Denver	0-0	—		—	0	8-34	(40)
11/24	Indianapolis	3-3	1.000	2-2	1.000	9	27-13	26,22
12/01	at San Diego	6-6	1.000	1-1	1.000	9	45-7	47
12/08	N.Y. Jets	4-4	1.000	2-2	1.000	10	34-10	19, 41
12/15	at Dallas	0-0	—	2-2	1.000	6	6-12	21,30
12/21	at NY Giants	2-2	1.000	1-1	1.000	5	23-22	40
1996 Totals		**39-42**	**.928**	**27-35**	**.771**	**120**	**11-5**	
01/05	Pittsburgh	4-4	1.000	—	—	4	28-3	
01/12	Jacksonville	2-2	1.000	2-3	.667	8	20-6	29, 20, (46)
01/26	Green Bay	3-3	1.000	—	—	3	21-35	
1996 Postseason		**9-9**	**1.000**	**2-3**	**.667**	**15**	**2-1**	

1997	Opponent	XP	XP%	FG	FG%	Pts	Score	FG (Missed)
08/31	San Diego	5-5	1.000	2-2	1.000	11	41-7	21, 26
09/07	at Indianapolis	4-4	1.000	1-1	1.000	7	31-6	21
09/14	N.Y.Jets	3-3	1.000	2-2	1.000	9	27-24*	33,34
09/21	Chicago	4-4	1.000	1-1	1.000	7	31-3	27
10/06	at Denver	1-1	1.000	2-2	1.000	7	13-34	26,49
10/12	Buffalo	3-3	1.000	4-4	1.000	15	33-6	20,23, 41, 52
10/19	at N.Y.Jets	2-2	1.000	1-1	1.000	5	19-24	24
10/27	Green Bay	1-1	1.000	1-1	1.000	4	10-28	38
11/02	at Minnesota	0-0	—	2-2	1.000	6	18-23	22, 25
11/09	at Buffalo	4-4	1.000	1-3	.333	7	31-10	42, (42), (45)
11/16	at Tampa Bay	1-1	1.000	—	—	1	7-27	
11/23	Miami	3-3	1.000	2-3	.667	9	27-24	36, 27, (30)
11/30	Indianapolis	2-2	1.000	2-2	1.000	8	20-17	32, 48
12/07	at Jacksonville	2-2	1.000	4-5	.800	14	26-20	44, 41, 33,39, (32)
12/13	Pittsburgh	3-3	1.000	—	—	3	21-24*	
12/22	at Miami	2-2	1.000	—	—	2	14-12	
1997 Totals		**40-40**	**1.000**	**25-29**	**.793**	**115**	**10-6**	
12/28	Miami	2-2	1.000	1-3	.333	5	17-3	(48), (47), 22
01/03	at Pittsburgh	0-0	—	2-2	1.000	6	6-7	31, 46
1997 Playoff Totals		**2-2**	**1.000**	**3-5**	**.600**	**11**	**1-1**	

1998	Opponent	XP	XP%	FG	FG%	Pts	Score	FG (Missed)
09/07	at Denver	3-3	100%	0-2	.000	3	21-27	(39)(37)
09/13	Indianapolis	2-2	100%	3-4	.750	11	29-6	19, 23, 52, (42)
09/20	Tennessee	3-3	100%	2-2	1.000	9	27-16	43, 41
10/04	at New Orleans	3-3	100%	3-3	1.000	12	30-27	34, 49, 27
10/11	Kansas City	4-4	100%	4-4	1.000	16	40-10	32, 38, 27, 20
10/19	N.Y.Jets	2-2	100%	0-0	–	2	14-24	
10/25	at Miami	0-0	–	3-4	.750	9	9-12	(45) 41, 30,36
11/01	at Indianapolis	3-3	100%	0-0	—	3	21-16	
11/08	Atlanta	1-1	100%	1-1	1.000	4	10-41	40
11/15	at Buffalo	1-1	100%	1-3	.333	4	10-13	(39)38 (39)
11/23	Miami	2-2	100%	4-4	1.000	14	26-23	25, 44, 45, 24
11/29	Buffalo	2-2	100%	1-2	.500	7	25-21	44 (47)
12/06	at Pittsburgh	2-2	100%	3-3	1.000	11	23-9	21, 29, 35
12/13	at St. Louis	0-0	0%	4-4	1.000	12	18-32	37, 41, 55, 17
12/20	San Francisco	3-3	100%	1-2	.500	6	24-21	(32)35
12/27	at N.Y. Jets	1-1	100%	1-1	1.000	4	10-31	19
1998 Totals		**32-32**	**100%**	**31-39**	**.795**	**127**	**9-7**	
01/03	at Jacksonville	1-1	100%	1-1	1.000	4	10-25	

1999	Opponent	XP	XP%	FG	FG%	Pts	Score	FG (Missed)
09/12	at NY Jets	3-3	100%	3-3	100%	12	30-28	33, 21, 23
09/19	Indianapolis	4-4	100%	1-1	100%	7	31-28	26
09/26	NY Giants	1-1	100%	3-3	100%	10	16-14	38, 19, 41
10/03	at Cleveland	1-1	100%	2-3	66.7%	7	19-7	22, 21, (42)
10/10	at Kansas City	2-2	100%	0-2	0%	2	14-16	(48)(32)
10/17	Miami	3-3	100%	3-3	100%	12	30-31	41, 39, 34
10/24	Denver	3-3	100%	1-1	100%	6	24-23	28
10/31	at Arizona	3-4	75%	0-0	–	3	27-3	
11/15	NY Jets	2-2	100%	1-1	100%	5	17-24	22
11/21	at Miami	2-2	100%	1-1	100%	5	17-27	27
11/28	at Buffalo	1-1	100%	0-0	–	1	7-17	
12/05	Dallas	1-1	100%	2-2	100%	7	13-6	41, 23
12/12	at Indianapolis	0-0	–	3-3	100%	9	15-20	28, 28, 26
12/19	at Philadelphia	0-0	–	3-4	100%	9	9-24	23,43 (56)46
12/26	Buffalo	1-1	100%	1-4	25%	4	10-13	ot(44)38 (33)(44)
01/02	Baltimore	2-2	100%	2-2	100.0%	8	20-3	25 (51)
1999 Totals		**29-30**	**97%**	**26-33**	**78.8%**	**107**	**8-8**	

Additional Regular Season Statistics:
Special Teams Tackles (TT-UT-A) — 1996 (4-3-1), 1997 (4-4-0), 1998 (9-6-3), 1999 (1-0-1)
Punts — 1996 (1 for 27 yards)

Additional Postseason Statistics:
Special Teams Tackles (TT-UT-A) — 1996 (1-1-0), 1997 (1-1-0)

LARRY WHIGHAM

SAFETY

6-2' ★ 210LBS ★ 7TH YEAR ★ 7TH YEAR W/PATRIOTS
N.E. LOUISIANA ★ CRIMINAL JUSTICE
ACQ: FA-94 (SEA) ★ SIGNED THROUGH 2002
BORN: 6/23/72 ★ HATTIESBURG, MS

PRO BOWL '97

Career Transactions

Larry Whigham signed with the Patriots on Sept. 14, 1994, after spending the first two weeks of the season on the Seattle Seahawks' practice squad ... Originally drafted by the Seahawks in the fourth round of the 1994 NFL draft ... Waived by the Seahawks (8/24/94) and re-signed to their practice squad (8/29/94) ... Re-signed with Patriots (4/14/99) through the year 2002.

Career Games Played/Started

Regular Season: 92/1, Postseason: 7/0

Career Highlights

★Whigham was selected to his first Pro Bowl as the AFC's special teams player in 1997.

★In 1996, he was voted by his peers as the AFC Special Teams Player of the Year, which he received at the Mackey Awards banquet.

★Blocked a Sean Landeta punt at Philadelphia (12/19/99). It was his second career blocked punt. His first was at Baltimore on Oct. 6, 1996.

★Whigham has intercepted four passes during his career. Three were against the NFL's all-time passing leader, Dan Marino.

★Intercepted two Marino passes vs. Miami (11/23/97), including one which he returned 60 yards for a touchdown, and finished the game with a season-high four tackles to earn Miller Lite Player of the Game and Staples Star of the Game honors. He was named AFC Defensive Player of the Week for his efforts.

★Recorded three sacks in 1999, giving him five for his career. His first two came in a games vs. Chicago Bears (9/21/97).

★Tipped a pass which was intercepted by Chris Slade in the second quarter of the first-round playoff game vs. Miami (12/28/97).

★Downed a Tom Tupa punt at the Buffalo (10/27/96) 1-yard line to set up the Patriots'only safety of the year and the team's first since 1986.

★Forced a fumble on a return by Brian Stills at San Diego (12/1/96), which was picked up by Patriots teammate Corwin Brown and returned 42 yards for a touchdown. It was his second assist on a special teams touchdown of the season.

★Recorded a career-best with five special teams tackles vs. the Jets (12/8/97).

★He earned AFC Special Teams Player of the Week in the AFC Championship Game vs. Jacksonville (1/12/97) when he tackled Jaguar punter Brian Barker on his own 4-yard line, which resulted in a Patriots touchdown.

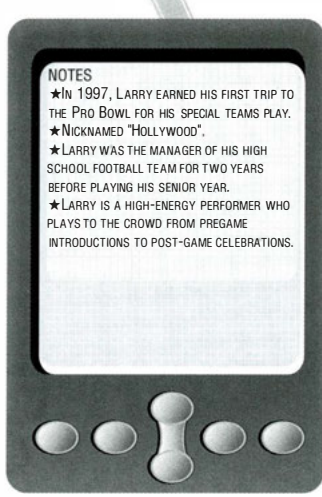

Seasonal Reviews

1999 (16/0): Voted special teams captain for the 1999 season by his teammates prior to the start of the season ... Played in every game as a reserve defensive back and special teams coverage specialist ... Led the team with 14 special teams tackles ... Received the majority of his defensive playing time in nickel and dime passing situations ... He finished the season tied for fourth on the team with three sacks. **N.Y. Jets (9/12):** Established a new career high and an unofficial team record with five special teams tackles vs. the Jets in the season opener. **N.Y. Giants (9/26):** Set a new career high with seven solo tackles, including his first sack of the season, the third sack of his career ... The sack dropped Kent Graham for a 15-yard loss in the fourth quarter. **Kansas City (10/10):** Named special teams co-captain for the game and had three defensive tackles and a solo special teams tackle. **Miami (11/21):**

Recorded his second sack of the season, the fourth of his career, when he brought down Damon Huard in the second quarter ... It was one of nine quarterback sacks in the game. **Dallas (12/5):** Sacked Troy Aikman on a safety blitz, his third sack of the season ... Forced a fumble on the play, but the ball was recovered by the Cowboys ... His sack was one of five tackles on the day. **Philadelphia (12/19):** Blocked a Sean Landeta punt in the second quarter ... It was his second career blocked punt ... His first was at Baltimore on Oct. 6, 1996. **Buffalo (12/26):** Named special teams co-captain for the game.

1998 (16/0, 1/0): Played in every game for the Patriots in a reserve role on defense and was once again one of the dominant special teams players in the league ... Recorded a career-high 21 tackles, including 15 solo stops, and intercepted a pass ... Also registered 20 special teams tackles, despite drawing double coverage throughout the season ... His 20 special teams tackles were second on the team behind Tebucky Jones' 28 tackles ... Utilized as an extra defensive back in the Patriots' dime packages ... Recorded season-highs vs. Tennessee (9/20) when he recorded five solo tackles and three special teams tackles ... Continued a trend of having big games against Miami when he intercepted a Marino pass at Miami (10/25) ... It was his fourth career interception, the third off Marino ... Recorded three defensive tackles and two special teams tackles when the Patriots hosted the Dolphins (11/23) ... Played, but did not record any tackles in the Patriots playoff game at Jacksonville (1/3/99).

1997 (16/0, 2/0): Played in every game and was voted to his first Pro Bowl as a special teams standout ... He was the special teams selection on *Pro Football Weekly's* All-AFC Team ... He saw expanded playing time as a nickel and dime back throughout the season and finished the year with 19 defensive tackles, a pair of sacks, two interceptions, four passes defensed and one forced fumble ... Drew double coverages on most special teams coverage units and was limited to just six special teams tackles ... Recorded both of his sacks in a 31-3 victory over Chicago (9/21), dropping Rick Mirer for a combined loss of 26 yards ... Named special teams captain at Buffalo (11/9) ... Intercepted two Marino passes vs. Miami (11/23), including one which he returned 60 yards for a touchdown, and finished the game with a season-high four tackles to earn Miller Lite Player of the Game and Staples Star of the Game honors ... He was named AFC Defensive Player of the Week for his efforts ... Tipped a pass which was intercepted by Slade in the second quarter of the first round playoff game vs. Miami (12/28) ... Finished the game with three defensive tackles and one special teams tackle.

1996 (16/1, 3/0): Whigham was elected first alternate as a special teams performer for the 1997 Pro Bowl ... He received the Mackey Award for AFC Special Teams Player of the Year, as voted by his peers and was selected second-team All-Pro by *Football Digest* ... Played in every game for the Patriots, including each of their three playoff games ... He made his first career start as a nickel back at Buffalo (9/8) and finished the season with career-highs in defensive tackles (21) and special teams stops (20) ... His 20 special teams tackles ranked second on the team (behind Marty Moore's 23 stops) ... All of his defensive tackles came in the first seven games of the season while playing nickel back ... He recorded a career-high with five tackles in a 31-0 shutout victory over Arizona (9/15) ... He also deflected a punt and made one special teams hit in that game ... Provided four solo stops and a pair of special teams tackles the following week vs. Jacksonville (9/22) ... Made a pair of special teams tackles and blocked the first punt of his career, which was picked up by Tedy Bruschi and returned for a touchdown in a 46-38 victory over Baltimore (10/6) ... Made four defensive stops, a special teams tackle and recovered his first fumble in a 27-9 victory over Indianapolis (10/20) ... Downed a Tupa punt at the Buffalo (10/27) 1-yard line to set up the Patriots' only safety of the year and the team's first since 1986 ... Forced a fumble on a return by Stills at San Diego (12/1), which was picked up by Patriots teammate Corwin Brown and returned 42 yards for a touch-

SINGLE GAME HIGHS

Regular Season

Total Tackles:	7	New York Giants (9/26/99)
Solo Tackles:	7	New York Giants (9/26/99)
Sacks:	2	Chicago (9/21/97)
Interceptions:	2	Miami (11/23/97)
Longest Return:	60t	Miami (11/23/97)
Blocked Punt:	1	at Philadelphia (12/19/99) at Baltimore (10/6/96)
Sp. Tms Tackles:	5	at New York Jets (9/12/99) New York Jets (12/8/96)

Postseason

Total Tackles:	3	Miami (12/28/97)
Solo Tackles:	3	Miami (12/28/97)
Sacks:	0	
Interceptions:	0	
Sp. Teams Tackles:	2	Pittsburgh (1/5/97)

down — his second assist on a special teams touchdown of the season ... Recorded a career-best with five special teams tackles vs. the Jets (12/8) and put pressure on Jets punter Brian Hansen, forcing him to run on fourth down instead of punt (he gained just one yard and turned the ball over to the Patriots) ... The possession led to a 41-yard field goal ... Played in each of the Patriots' playoff games ... Logged two special teams tackles in the divisional playoff victory over Pittsburgh (1/5/97) ... He earned AFC Special Teams Player of the Week in the AFC Championship Game vs. Jacksonville (1/12/97) when he tackled Jaguar punter Brian Barker on his own 4-yard line, which resulted in a Curtis Martin touchdown ... He was credited with a pair of special teams tackles in Super Bowl XXXI (1/26/97).

1995 (16/0): Appeared in 16 games for the Patriots.. Was the emotional leader on special teams and finished the season with 13 tackles (9 solos), tied for second on the team ... Recovered a fumble on a return by David Meggett at Kansas City (10/15) ... Totaled a season-high with three defensive tackles and one special teams stop in the game.

1994 (12/0, 1/0): Played in 12 of 14 games after joining the Patriots in the third week of the season ... Played extensively on special teams and finished third on the team with 11 special teams tackles ... Forced one special teams tackle ... Made his NFL playing debut in a 31-28 victory at Cincinnati (9/18) and recorded both of his tackles for the season on back-to-back plays in the third quarter ... Intercepted his first NFL pass in the 15th game of the season at Buffalo (12/18) and returned it 21 yards in the Patriots' 41-17 victory ... Played in the Patriots' playoff game at Cleveland (1/1/95), but did not record any defensive statistics.

College

Two-year letterman at N.E. Louisiana ... Finished his Indian career with 96 tackles and 12 passes defensed, including six interceptions ... Started at left cornerback as a senior and earned second-team All-American Southland Conference honors ... Credited with 66 tackles and six interceptions during the 1993 season ... Returned a fumble 71 yards for a touchdown against S.W. Texas State .... Recorded six tackles and two passes defensed to earn Defensive player of the Game honors vs. Eastern Washington ... Played as a reserve free safety in 1992 and registered 30 tackles ... Attended Pearl River Community College in Poplarville, Miss. before transferring to N.E. Louisiana ... Played in the Mississippi JUCO all-star game.

Personal

Larry Jerome Whigham was born the son of Stella Whigham on June 23, 1972 in Hattiesburg, Miss. ... He attended Hattiesburg High, but did not letter in football until his senior year ... Recorded six interceptions and led his team to an 11-3 overall record and a trip to the Mississippi High School State Championship ... Graduated with a degree in criminal justice from N.E. Louisiana ... Larry has two children, D-Aunte and Brandi ... He and his wife, Twanna, have a home in Houston, Texas.

LARRY WHIGHAM

Pos: S **Ht:** 6-2 **Wt:** 210 **Year:** 7th **Acq:** FA-94 **College:** N.E. Louisiana **Born:** 6/23/72 **Contract:** '02

Regular Season			Tackles					Interceptions						Miscellaneous						
Year	Team	G/S	TT	UT	A	S	Yds	No	Yds	Avg	Lg	TD	PD	FF	FR	Yds	TD	Blk	Fum	SpT
1994	Patriots	12/0	2	2	0	0	0	1	21	21.0	21	0	1	1	0	0	0	0	0	11
1995	Patriots	16/0	4	4	0	0	0	0	0	0.0	0	0	0	0	1	0	0	0	0	13
1996	Patriots	16/1	15	9	6	0	0	0	0	0.0	0	0	0	1	1	0	0	1	0	20
1997	Patriots	16/0	19	15	4	2	26	2	60	30.0	60t	1	4	1	0	0	0	0	0	6
1998	Patriots	16/0	21	15	6	0	0	1	0	0.0	0	0	2	0	0	0	0	0	0	20
1999	Patriots	16/0	31	23	8	3	28	0	0	0.0	0	0	1	1	0	0	0	1	0	14
Totals–6 Years		**92/1**	**92**	**68**	**24**	**5**	**54**	**4**	**81**	**20.3**	**60t**	**1**	**8**	**4**	**2**	**0**	**0**	**2**	**0**	**84**

Postseason			Tackles					Interceptions						Miscellaneous						
Year	Team	G/S	TT	UT	A	S	Yds	No	Yds	Avg	Lg	TD	PD	FF	FR	Yds	TD	Blk	Fum	SpT
1994	Patriots	1/0	0	0	0	0	0	0	0	0.0	0	0	0	0	0	0	0	0	0	0
1996	Patriots	3/0	1	1	0	0	0	0	0	0.0	0	0	0	0	0	0	0	0	0	4
1997	Patriots	2/0	3	3	0	0	0	0	0	0.0	0	0	1	0	0	0	0	0	0	2
1998	Patriots	1/0	0	0	0	0	0	0	0	0.0	0	0	0	0	0	0	0	0	0	0
Totals–4 Years		**7/0**	**4**	**4**	**0**	**0**	**0**	**0**	**0**	**0.0**	**0**	**0**	**1**	**0**	**0**	**0**	**0**	**0**	**0**	**6**

GRANT WILLIAMS

TACKLE

6-7' ★ 325LBS ★ 5TH YEAR ★ 1ST YEAR W/PATRIOTS
LOUISIANA TECH ★ BIOLOGY
ACQ: UFA-00 (SEA) ★ SIGNED THROUGH 2001
BORN: 5/10/74 ★ HATTIESBURG, MS

Career Transactions

Grant Williams signed with the Patriots as an unrestricted free agent from Seattle on March 17, 2000 … Originally signed as a rookie free agent by the Seattle Seahawks (4/22/96).

Career Games Played/Started

Regular Season: 56/23, Postseason: 1/1

Career Highlights

★Williams started 15 regular season games and one playoff game at right tackle for the Seahawks during the 1999 season.

★Part of an offensive line that helped produce a 1,200-yard rusher during the 1999 season (Ricky Watters - 1,210 yards).

★In 1997, Williams started four games apiece at the right and left tackle positions for Seattle. They eclipsed the 100-yard mark in five of his eight starts.



Seasonal Reviews

1999 (16/15; 1/1 - Seattle): Broke into the starting lineup during the second week of the season and started the next 16 games, including the Seahawks' playoff game … Seattle finished 9-7, their best record since 1990, and made the playoffs for the first time since 1988 … Part of an offensive line that helped produce a 1,200-yard rusher (Ricky Waters–1,210 yards) … Seattle eclipsed the 100-yard rushing mark five times and were 4-1 in those games. **Buffalo (10/24):** Started at right tackle and assisted in the team's first of three consecutive 100-yard rushing games. **Green Bay (11/1):** Started at right tackle and helped power the offensive unit to 132 yards rushing on 36 attempts (3.7 avg.). **Cincinnati (11/7):** Started at right tackle and opened holes for the Seahawks rushing attack which totaled a season-high 173 yards rushing on 37 attempts (4.7 avg.). **Kansas City (11/21):** The Seahawk offensive line did not allow a sack and helped the rushing attack gain 134 yards on 32 carries (4.2 avg.). **Denver (12/19):** Started at right tackle and assisted the offensive unit gain 114 yards rushing on 17 carries (6.7 avg.). **Miami (1/9/00):** Started at right tackle in wild-card playoff game.

1998 (16/0 - Seattle): Played in all 16 games with Seattle on special teams and saw limited action at a back-up tackle … Filled in as a reserve tackle at Philadelphia (9/6).

1997 (16/8 - Seattle): Became the team's third tackle in training camp and played in all 16 games, including eight starts … Started four games at right tackle and four at left tackle … Earned his first career start vs. San Diego (9/21), a Seahawk victory … Started at left tackle the following week and Seattle attained their highest rushing total of the season, 156 yards on 26 carries (6.0 avg.) against Kansas City (9/28) … Helped offense eclipse the 100-yard mark in four other starts … Started at left tackle and opened holes for the rushing attack which gained 104 yards on 18 carries at Denver (11/2) … Rotated to right tackle and assisted the offense in gaining 111 yards on 29 carries at New Orleans (11/16) … Helped power the rushing attack to 123 yards on 25 carries vs. Atlanta (11/30) and 103 yards on 27 attempts at Baltimore (12/7) while starting at right tackle.

1996 (8/0 - Seattle): Played in eight games on special teams ... Active but did not play in four games ... Williams was one of only two rookie free agents to make the Seahawks roster ... Also one of only four rookie offensive lineman to make the roster.

College

Earned two letters at Louisiana Tech (1995-96) ... Pro Bowl tackle Willie Roaf from the New Orleans Saints also attended Louisiana Tech ... Attended Hinds Community College in Hinds, Miss. and lettered in both football and baseball.

Personal

Grant Williams was born May 10, 1974 in Hattiesburg, Miss. ... Attended Clinton (Miss.) High and lettered in football, basketball, baseball and track ... Williams participated in the PGA Golf Clinic for inner city youth while with the Seahawks ... Williams and his wife Emily, have two daughters, Meegan (12/25/97) and Madeline (11/22/99).

DAMIEN WOODY

CENTER

6-3' ★ 315LBS ★ 2ND YEAR ★ 2ND YEAR W/PATRIOTS

BOSTON COLLEGE ★ SOCIOLOGY

ACQ: D1a-99 (17TH) ★ SIGNED THROUGH 2003

BORN: 11/3/77 ★ BEAVERDAM, VA

Career Transactions

Damien Woody was drafted by the Patriots with their first of two first-round draft choices in the 1999 NFL Draft (17th overall) ... The pick was obtained from the Seattle Seahawks in exchange for the Patriots first-round pick (20th overall–Ebenezer Ekuban), third-round pick (82nd overall–Karsten Bailey) and sixth-round pick (191st overall–James Dearth).

Career Games Played/Started

Regular Season: 16/16, Postseason: 0/0

Seasonal Reviews

1999 (16/16): Started every game and earned All-Rookie Team honors from *Pro Football Weekly, College & Pro Football Newsweekly, Football News* and *Football Digest* ... He was the only rookie to start every game for the Patriots ... Since 1973, only three offensive linemen have started every game as a rookie; Pat Harlow (1991), Bruce Armstrong (1987) and John Hannah (1973) ... Centered an offensive line that rolled up 400 yards of offense in three games and allowed for over 100 yards rushing in six games ... The Patriots were 4-2 in those games. **NY Jets (9/12):** One of three rookie starters (along with Andy Katzenmoyer and Kevin Faulk) for the Patriots–the most by a Patriots team since 1993 ... Helped the team roll up 396 yards of offense and 30 total points to secure a two-point victory in the season opener. **Indianapolis (9/19):** Paved the way to the Patriots' first 400-yard game of the season and another dramatic come-from-behind victory as the Patriots rattled off 24 unanswered second half points to claim their second victory of the season, 31-28 ... Reeled off a season-high 26 first downs in the game. **Cleveland (10/3):** Established a season-high with 451 yards of total offense in a 19-7 victory over the Browns. **Denver (10/24):** Helped lead the Patriots to their first victory over the Broncos in 19 seasons and led an offensive charge that totaled 133 rushing yards in the game. **Arizona (10/31):** Won the battle of the trenches with 142 yards rushing ... It was their second consecutive 100-yard game, their only back-to-back 100-yard rushing games of the season ... Powered their way to a 27-3 victory. **Dallas (12/5):** Centered an offensive line which allowed for over 100 yards rushing for the fifth time of the year and

sheltered quarterback Drew Bledsoe, allowing just one sack for 0 yards. **Buffalo (12/26):** Battled Buffalo's top-rated defense and won the ground assault by compiling a season-high 158 yards rushing (4.6 avg.).

College

Woody was a three-year starter at Boston College (1996-98) ... Responsible for making the offensive line blocking calls throughout his Boston College career. **1998 (Junior):** Started every game at center and collected 73 knockdowns for a Boston College offense that averaged 411.5 yards per game ... Earned All-Big East Conference first-team honors ... Opened holes for RB Mike Cloud, who led the Big East and ranked third in the country with 1,787 yards rushing (156.9 ypg) ... Paved the way for Cloud's school record 10 100-yard games. **1997 (Sophomore):** Started all 11 games during his sophomore season and was voted All-Big East second team choice ... He was an important component of an offensive line that helped three different Eagle running backs register a combined seven 100-yard rushing games. **1996 (Freshman):** Started the first nine games at center and registered 53 knockdowns as the Eagle offense totaled 4,253 yards. **1995:** Redshirted as a freshman.

NOTES

★Damien helped lead his high school team, the Patrick Henry High Patriots (Beaverdam, VA) to a 14-0 record and a Division 5 State Group AAA championship in 1994.

★Damien was the 1st center to be drafted in the first round (17th overall) since Cleveland selected Steve Everitt in the first round (14th overall) in 1992. In addition, he was the second offensive lineman chosen in the 1999 draft.

★Damien was responsible for making the offensive line blocking calls throughout his entire Boston College career.

Personal

Damien Michael Woody was born the son of Nancy and Wayne Starkes on Nov. 3, 1977 in Beaverdam, Va. ... He attended Patrick Henry (Beaverdam, Va.) High and earned all-state honors ... He led his school to a 14-0 record and the 1994 Division 5 state championship ... Captured all-metro, all-region, and all-district accolades ... Earned *USA Today* All-American honorable mention honors ... Member of the *Roanoke Times* Top 25 and the *Richmond Times-Dispatch* Top 30 ... Majored in Sociology at Boston College ... Damien and Nicole have one daughter, Kamille.

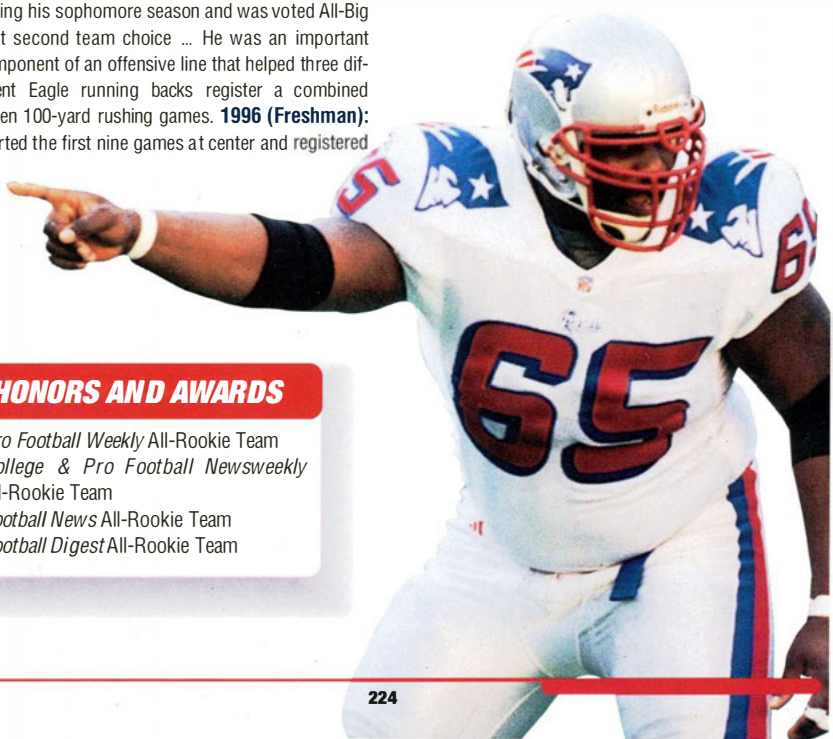

HONORS AND AWARDS

★*Pro Football Weekly* All-Rookie Team
★*College & Pro Football Newsweekly* All-Rookie Team
★*Football News* All-Rookie Team
★*Football Digest* All-Rookie Team

ADRIAN KLEMM

TACKLE

6-3' ★ 310LBS ★ ROOKIE ★ 1ST YEAR W/PATRIOTS
HAWAII ★ POLITICAL SCIENCE
ACQ: D2-00 (46TH) ★ SIGNED THROUGH
BORN 5/21/77 ★ LOS ANGELES, CA

How Acquired

Adrian Klemm was drafted by the Patriots in the second round (46th overall) of the 2000 NFL draft.

College

Klemm was a four-year starter at Hawaii (1996-99) ... During his senior year, he played a part in the resurgence of the Hawaii football program, improving from 0-12 in 1998 to 9-4 and a bowl victory in 1999 ... Versatile player while with the Rainbows, earning multiple starts at three different positions, right tackle: left tackle and tight end. **1999 (Senior):** Helped lead Hawaii to a 9-4 record and a victory in the Jeep Oahu Bowl ... It was the Rainbows first winning season and bowl game since 1992 (11-2, Holiday Bowl) ... All-Western Athletic Conference first-team selection ... Started all year at left tackle, helping an offense that led the WAC and ranked third in the nation in passing, averaging 328.7 yards per game ... Hawaii averaged 417.8 total yards during the season ... Allowed only 4.5 sacks while collecting 75 knockdowns blocks and grading 84.9% for blocking consistency ... Led the way for QB Dan Robinson on a 1-yard touchdown run in 34-19 victory over Boise State ... Opened holes for the Rainbow rushing attack which gained 160 yards on 25 carries (6.4 avg.) and scored two touchdowns in a 33-3 victory over UTEP ... Shoved his way into the end zone to clear a path used by RB Avion Weaver for a 1-yard scoring run as the Rainbows gained 424 yards vs. Rice ... Helped the Hawaii offense gain 152 rushing yards on 31 attempts (4.9 avg.), including two scores in a 35-21 victory over Tulsa ... Took down a pair of defenders as WR Craig Stutzmann raced around the left side for a 9-yard touchdown on a reverse and helped the Rainbow offense gain 545 yards in a 62-41 victory at San Jose State ... Led the way for the Rainbow offense to gain 129 yards rushing on 29 carries (4.4 avg.) and score one touchdown in 31-24 victory over Fresno State ... Closed out his career by giving Robinson the protection he needed to find WR Channon Harris with a 9-yard scoring pass in 23-17 victory over Oregon State in the Jeep Oahu Bowl. **1998 (Junior):** Played in all 12 games and started in eight for Hawaii ... Six of his starts were at tackle and two were at tight end ... Klemm entered the season as the team's starting tight end for two games and was moved back to tackle and started in six games ... Started at tight end vs. Arkansas State and helped the Rainbow offense gain 138 rushing on 41 carries (3.4 avg.) ... Started at tackle vs. New Mexico and threw a cut block on a blitzing linebacker, giving QB Robinson time to throw a 6-yard touchdown pass ... Leveled defensive end to spring RB Jauron Pigg for a 1-yard touchdown run as the Rainbows closed out the season with 401 total yards vs. Michigan. **1997 (Sophomore):** Started all 12 games at left tackle, helping the team gain 3,554 yards in total offense ... Opened season at tackle and assisted Hawaii to a 17-3 season-opening victory over Minnesota, their first in five seasons ... Took down two defenders on QB Josh Skinner's 21-

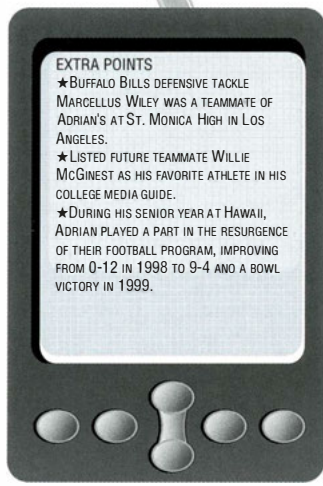

yard touchdown pass to WR Johnny Macon as the Rainbows threw for 331 yards vs. Air Force ... Opened a hole for RB Charles Tharp's 4-yard scoring scamper as the team gained 321 yards at San Jose State ... His cut block gave RB Tharp the hole he needed to run for a 1-yard touchdown vs. Notre Dame. **1996 (Redshirt):** Appeared in every game, earning four starting assignments as a red-shirt freshman ... Started at right tackle vs. Nevada-Las Vegas, Air Force, San Jose State and Brigham Young. **1995 (Freshman):** Redshirted as a freshman.

Personal

Adrian William Klemm was born the son of Lorraine and Leo Klemm on May 21, 1977 in Los Angeles, Calif. ... Two-time all-league and *Blue Chip Illustrated* all-region selection at St. Monica Catholic High in Los Angeles ... Named Santa Monica City Black Athlete of the Year as a senior ... Lettered three times in both football and basketball ... Member of the Black Culture Society ... Majored in political science at Hawaii.

J.R. REDMOND

RUNNING BACK/RETURN SPECIALIST

5-11' ★ 210LBS ★ ROOKIE ★ 1ST YEAR W/PATRIOTS

ARIZONA STATE ★ ENGLISH

ACQ: D3-00 (76TH) ★ SIGNED THROUGH

BORN 9/28/77 ★ LOS ANGELES, CA

How Acquired

J.R. Redmond was drafted by the New England Patriots in the third round (76th overall) of the 2000 NFL draft.

College

Redmond was a four-year letterman at Arizona State (1996-99) ... He was named the team's offensive most valuable player three times (1997-99) ... He ranks third in ASU history with 616 rushing attempts and 3,210 rushing yards, topped only by Freddie Williams (648 attempts for 3,424 yards, 1973-76) and Woody Green (675 for 4,188, 1971-73) ... Also ranks third in school history with 32 touchdowns ... Redmond recorded 12 100-yard games during his college career, tying him with Leon Burton (1955-58) for the fifth-highest total in school annals ... The Sun Devils were 10-2 in games he rushed for over 100 yards ... His 5,522 career all-purpose yards ranks second behind Whizzer White's 5,654 yards (1947-50) in school history. **1999 (Senior):** All-Pac-10 Conference first-team selection as an all-purpose back, adding second-team honors as a running back ... Named Arizona State's Offensive Most Valuable Player ... Led the team with 1,085 yards rushing and 12 touchdowns on 224 carries (4.8 avg.) ... Recorded five 100-yard rushing games during his senior season ... Snatched 12 passes for 97 yards (8.1 avg.) and a score ... Returned 26 punts for 192 yards (7.4 avg.) ... Averaged 137.4 all-purpose yards per game ... Also recorded four solo tackles while playing safety ... Opened season with 157 yards rushing on 20 attempts (7.9 avg.), including two touchdowns vs. Texas Tech ... Did not start vs. UCLA, but came off the bench to amass 214

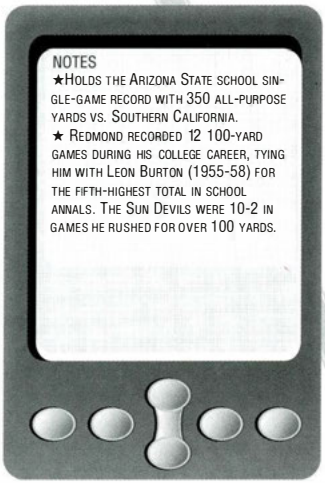

all-purpose yards and scored three of the Sun Devils' four touchdowns ... Redmond gained 185 yards on 23 attempts (8.0 avg.) with a pair of touchdowns, including an 80-yard score, also returned three punts for 27 yards and caught two passes for two yards, including a 1-yard score against the Bruins ... Ran 35 times for 165 yards with three touchdowns, caught a 9-yard pass and returned four punts for 61 yards vs. Washington State ..., Gained 148 yards on 34 attempts (4.4 avg.), including three touchdowns, while also registering three catches for 11 yards and returned seven punts for 39 yards vs. Southern California ... Gained 112 yards with a touchdown on 23 attempts in 42-27 victory vs. rival Arizona. **1998 (Junior):** All-American second-team pick by the Associated Press ... All-Pac-10 Conference first-team selection as a running back and return specialist ... Added the team's Offensive Most Valuable Player accolades ... Led the team with 166 carries for 883 yards (5.3 avg.) and 11 touchdowns in 10 games ... Rushed for over 100 yards in three games, including one for over 200-yards (vs. USC) ... Caught 22 passes for 194 yards (8.8 avg.) ... Returned 10 kickoffs for 235 yards (23.5 avg.) and 18 punts for 246 yards (13.7 avg.), including a score ... He ranked 10th in the nation and first in the Pac-10 with 13.7-punt return average ... Averaged 155.8 all-purpose yards per game, ranking 13th in the nation and first in the Pac-10 ... Began the year with 22 runs for 108 yards including a 22-yard score, and added four catches for 68 yards vs. Washington ... Carried 15 times for 122 yards and three touchdowns vs. North Texas ... Added 83 yards and a 2-yard touchdown on 23 chances in victory against Oregon State ... Set a school single-game record with 350 all-purpose yards, rushing 33 times for 214 yards (6.5 avg.), including a 2-yard touchdown and set up another score with an 89-yard scamper vs. Southern California ... He added 34 yards receiving on six catches and 102 return yards to establish the single-game school record vs. the Trojans ... Recorded 19 runs for 94 yards and a 1-yard score vs. Notre Dame ... Gained 93 yards rushing on 11 carries (8.5 avg.) with a long of 58 yards, added two rushing touchdowns and had a 76-yard punt return for a touchdown vs. Stanford. **1997 (Sophomore):** Appeared in 11 games, starting one contest ... Carried 155 times for 915 yards (5.9 avg.) and seven touchdowns ... Caught 15 passes for 186 yards (12.4 avg.) and a score ... Returned 27 punts for 259 yards (9.6 avg.) and 15 kickoffs for 323 yards (21.6 avg.) ... Ranked 12th in the nation and third in the Pac-10 with 159.0 all-purpose yards per game ... Finished opening day with 176 yards on 10 chances vs. New Mexico State, including a 93-yard touchdown jaunt which was the longest run from scrimmage for his career ... His 93-yarder ranks fifth on ASU's record list and was the longest run by a Sun Devil since Mark Malone's 98-yarder vs. Utah State in 1979 ... Gained 105 yards on 12 carries (8.8 avg.), including a touchdown in a 23-12 victory at Miami ... Added five catches for 46 yards and totaled 253 all-purpose yards against the Hurricanes ... Gained 114 yards and a touchdown on 27 tries (4.2 avg.), two catches for 56 yards, including a 28-yard touchdown, and set up another score with a 47-yard kickoff return to total 264 all-purpose yards in 28-21 victory at California ... Rushed 11 times for 127 yards and a score in 52-31 victory vs. Oregon. **1996 (Redshirt):** Earned the Bill Kijikawa Award for the Arizona State's outstanding freshman ... Gained 911 all-purpose yards while appearing in eleven games as a reserve tailback ... Carried 71 times for 327 yards (4.6 avg.) and a pair of touchdowns ... Caught 10 passes for 211 yards (21.1 avg.) with two scores ... Returned two kickoffs for 83 yards (41.5 avg.) and 35 punts for 286 yards (8.2 avg.) ... Scored his first career touchdown on a 13-yard scoring scamper and totaled 59 yards rushing on 10 carries (5.9 avg.) vs. North Texas ... Also added eight punt returns for 66 yards and caught three passes for 24 yards against the Eagles ... Caught a 55-yard touchdown pass in victory over Oregon ... Gained 45 yards on 15 carries (3.0 avg.) and also threw a 16-yard halfback-option touchdown pass to QB Jake Plummer in victory at UCLA ... Ran nine times for 68 yards and one touchdown in the Sun Devils Rose Bowl-clinching victory over California. **1995 (Freshman):** Redshirted as a freshman.

Personal

Joseph Robert Redmond was born the son of Linda Lux and Joseph Redmond on Sept. 28, 1977 in Los Angeles, Calif. ... Listed by *The Tacoma News-Tribune* as a "Western 100" choice and named him the most versatile player in the Western 100 at Carson (Calif.) High ... Made *The Long Beach Press-Telegram's* "Best In The

West" list with six votes ... Earned first-team all-state honors as a defensive back in 1994 ... Also made first-team all-city in both 1993 and 1994 ... Selected Most Valuable Player of the Carson High squad in both 1993 and 1994 ... Played eight different positions at Carson High ... Amassed 2,469 all-purpose yards and scored 23 touchdowns while also collecting 203 tackles in three seasons, including three interceptions and eight fumble recoveries ... Had 26 receptions for 536 yards and 14 touchdowns in 1993 ... Returned 11 punt returns for 400 yards and 12 kickoff returns for 338 yards ... Best game was vs. Franklin High in the first round of the 4A city playoffs in 1994 with 16 carries for 316 yards and six touchdowns ... Captained the football team in 1993 and 1994 ... Lettered in basketball, soccer and track ... Had a personal-best clocking of 21.9 in the 200-meter dash ... Majored in English at Arizona State.

J.R. REDMOND'S COLLEGE STATISTICS

			Rushing					Receiving					Punt Returns					Kickoff Returns				
Year	Team	G/S	No	Yds	Avg	Lg	TD	No	Yds	Avg	Lg	TD	No	Yds	Avg	Lg	TD	No	Yds	Avg	Lg	TD
1996	ASU	11/0	71	327	4.6	41	2	10	211	21.1	55	2	35	286	8.2	61	0	2	83	41.5	42	0
1997	ASU	11/1	155	915	5.9	93	7	15	186	12.4	28	1	27	259	9.6	37	0	15	323	21.6	47	0
1998	ASU	10/8	166	883	5.3	89	11	22	194	8.8	47	0	18	246	13.7	76	1	10	235	23.5	39	0
1999	ASU	10/9	224	1,085	4.8	80	12	12	97	8.1	22	1	26	192	7.4	20	0	0	0	0.0	0	0
College Totals		**42/18**	**616**	**3,210**	**5.2**	**93**	**32**	**59**	**688**	**11.7**	**55**	**4**	**106**	**983**	**9.3**	**76**	**1**	**27**	**641**	**23.7**	**47**	**0**

GREG ROBINSON-RANDALL

TACKLE

6-5' ★ 315LBS ★ ROOKIE ★ 1ST YEAR W/PATRIOTS
MICHIGAN STATE ★ KINESIOLOGY
ACQ: D4-00 (127TH) ★ SIGNED THROUGH
BORN 6/23/78 ★ GALVESTON, TX

How Acquired

Greg Robinson-Randall was drafted by the New England Patriots in the fourth round (127th overall) of the 2000 NFL draft.

College

Robinson-Randall was a two-year starter at Michigan State (1998-99) ... Helped the Spartans to a 10-2 record during the 1999 season, the schools' highest win total since 1965 ... They closed out their season with a 37-34 victory over Florida in the 1999 Citrus Bowl.

1999 (Senior): All-Big Ten Conference first-team selection ... Manned the right tackle position, helping the offense average 368.2-yards per game as he delivered 87 knockdowns and graded 85.4% for blocking consistency ... Robinson-Randall helped the Spartans to a 10-2 record during the 1999 season, the schools' highest win total since 1965 ... Posted 13 knockdowns, including touchdown resulting blocks on a 23-yard pass and another that cleared the way for RB T.J. Duckett's 4-yard run into the end zone, as the team generated 492 yards vs. Eastern Michigan ... Leveled Fighting Irish defensive end on QB Bill Burke's 8-yard scoring toss as the Spartans gained 291 aerial yards vs. Notre Dame ... Shoved defensive end to the ground to open a hole used by Duckett for a 1-yard touchdown run as MSU amassed 490 yards against Michigan ... Leveled linebacker as Duckett raced for a game-winning 11-yard touchdown run with 2:30 left in a 35-28

decision vs. Penn State... Made a key block in the backfield to give Burke time to unload a 21-yard scoring strike to WR Plaxico Burress in their 37-34 victory over Florida in the Citrus Bowl. **1998 (Junior):** Earned the team's Outstanding Underclass Lineman Award ... Played in every game, starting the final 10 contests at right tackle ... Made 48 knockdowns and graded 82.8% for blocking consistency ... Cut blocked linebacker on a 28-yard touchdown run by RB Lloyd Clemons as the Spartans gained 195 yards on the ground at Oregon ... Posted eight knockdowns, including one that opened a hole on a 3-yard touchdown run by tailback Sedrick Irvin who gained 119 yards on the ground vs. Notre Dame ... His roll block leveled a pair of defenders as Burke threw a 12-yard scoring pass to WR Gari Scott vs. Indiana ... Opened holes for Irvin who set a season-high with 140 yards on 28 carries and two touchdowns vs. Northwestern. 1997 **(Junior College):** Voted Super Prep JUCO All-American selection, twice earning All-Conference honors as an offensive tackle at Coffeyville (Kan.) Community College.

EXTRA POINTS

★ VOTED ALL-BIG TEN CONFERENCE FIRST-TEAM SELECTION IN 1999 AND PLAYED A PART IN THE SPARTANS EARNING A 10-2 RECORD DURING HIS SENIOR SEASON.

★GREG ADDED THE EXTENDED NAME "RANDALL" TO HIS LAST NAME IN HONOR OF HIS FATHER, WHO DIED OF CANCER WHEN GREG WAS JUST 5-YEARS OLD.

Personal

Greg Robinson-Randall was born the son of Gwyn Robinson and Gregory Randall June 23, 1978 in Galveston, Texas ... Rated among the top 100 prospects coming out of Texas as a senior, earning first-team all-state and all-district accolades at La Marque (Texas) High ... Also lettered in basketball and track and field ... Majored in kinesiology at Michigan State.

DAVE STACHELSKI

TIGHT END

6-3' ★ 245LBS ★ ROOKIE ★ 1ST YEAR W/PATRIOTS
BOISE STATE ★ BUSINESS MANAGEMENT
ACQ: D5A-00 (141TH) ★ SIGNED THROUGH
BORN 3/1/77 ★ CHICAGO, IL

How Acquired

Dave Stachelski was drafted by the New England Patriots in the fifth round (141st overall) of the 2000 NFL draft.

College

Stachelski was a four-year letterman at Boise State (1996-99) ... Improved dramatically during his senior season, increasing his catch total from two in 1998 to 31 in 1999 ... Led the team with six touchdown receptions in 1999 ... Played major part in Boise State's Big West Championship and 10-3 record, the school's best season since entering Division I in 1996 ... Spent the 1997 season at defensive end but was moved back to tight end in 1998 ... Recorded 11 tackles, including one sack during his stint on defense. **1999 (Senior):** All-Big West Conference first-team selection ... Ranked seventh in the nation among tight ends and finished second on the team with a career-high 31 receptions for 453 yards (14.6 avg.) and six touchdowns ... Established career-highs with six passes and 108 yards, including a 4-yard score vs. Southern Utah ... Added 32 yards on four grabs, including a 3-yard touchdown vs. New Mexico ... Followed with

a pair of receptions for 106 yards, including an 80-yard touchdown vs. Utah ... His 80-yarder was the ninth-longest reception in school annals ... Caught a 20-yard scoring pass vs. Eastern Washington ... Caught six passes for 82 yards and a game-winning 26-yard touchdown in a 17-10 decision against North Texas ... Made three catches for 30 yards and a 1-yard score against Arkansas State ... Closed out his career with 12 yards on a pair of catches in 34-31 victory over Louisville in the Humanitarian Bowl. **1998 (Junior):** Played in eight games as a reserve tight end after playing the 1997 season at defensive end ... Caught two passes for 6 yards (3.0 avg.) **1997 (Sophomore):** Switched to defensive end and played in five games ... Finished the season with 11 tackles (6 solos), a 5-yard sack and a pass deflection. **1996 (Redshirt-Freshman):** Appeared in three games as a reserve tight end, catching two passes for 14 yards (7.0 avg.).

EXTRA POINTS

★Dave was the first player drafted from Boise State since Kimo Von Oelhoffen was selected by the Cincinnati Bengals with the 162nd overall pick in 1994.

★Dave was an instrumental part of Boise State's 1999 Big West Conference and Crucial.com Humanitarian Bowl championships.

★He improved dramatically during his senior season, increasing his catch total from two in 1998 to 31 in 1999 and was named All-Big West Conference.

Personal

Dave Stachelski was born the son of Cheryl and Dave Stachelski on March 1, 1977 in Chicago, Illinois ... Received first-team all-state honors at tight end from the Associated Press, the Seattle Post-Intelligencer and the Everett Herald in 1994 at Marysville-Pilchuck (Wash.) High. ... First-team All-Wesco Conference selection at tight end and defensive end, as well as being named the league's Offensive Lineman of the Year following his senior season ... Received second-team All-Wesco Conference and second-team all-area honors as a junior ... Also lettered in basketball and track ... Majored in business management at Boise State.

DAVE STACHELSKI'S COLLEGE STATISTICS

		Receiving						Defensive Tackles				
Year	Team	G/S	No	Yds	Avg	Lg	TD	TT	UT	S	Sacks	Yds
1996	Boise State	3/0	2	14	7.0	11	0	-	-	-	-	-
1997	Boise State	5/0	-	-	-	-	-	11	6	5	1	5
1998	Boise State	8/0	2	6	3.0	6	0	-	-	-	-	-
1999	Boise State	10/9	31	453	14.6	80	6	-	-	-	-	-
College Total		**26/9**	**35**	**473**	**13.5**	**80**	**6**	**11**	**6**	**5**	**1**	**5**

JEFF MARRIOTT

DEFENSIVE TACKLE

6-4' ★ 300LBS ★ ROOKIE ★ 1ST YEAR W/PATRIOTS

MISSOURI ★ ECONOMICS

ACQ: D5B-00 (161ST) ★ SIGNED THROUGH

BORN 3/3/77 ★ CHILLICOTHE, MO

How Acquired

Jeff Marriott was drafted by the New England Patriots in the fifth round (161st overall) of the 2000 NFL draft.

College

Marriott was four-year letterman at the University of Missouri (1996-99) ... He played in 44 games and started 25 during his collegiate career ... Totaled 110 career tackles, 16 tackles behind the line of scrimmage, six sacks and five pass deflections ... Also blocked two field goal during his career ... Voted MVP of the Insight.com Bowl against West Virginia (12/5/98) after posting five tackles, two behind the line of scrimmage, one sack and blocked a field goal which was returned 70 yards for a touchdown. **1999 (Senior):** Honorable mention All-Big 12 team following his senior season ... Finished the season with 34 tackles, including nine tackles behind the line of scrimmage and three sacks ... Also recorded five pass deflections ... Recorded six tackles against Colorado ... Totaled a season-high eight tackles, including three tackles behind the line of scrimmage and one sack against Kansas ... Registered five tackles, including three tackles behind the line of scrimmage and a single-season high two sacks against Texas Tech. **1998 (Junior):** Landed on the third unit of the Big 12 coaches' all-conference team after recording career-highs in tackles ... Honorable mention Academic All-Big 12 ... Started nine games and was a member of the Tiger's Champions Club ... Credited with 38 tackles, five behind the line of scrimmage and two sacks ... Named Mizzou's special teams player of the week against Nebraska when he blocked a field goal that the Tigers advanced and eventually turned into a score ... Recorded a season-high seven tackles at Texas Tech ... Voted the defensive MVP of the Insight.com Bowl against West Virginia, where he made five tackles, two behind the line of scrimmage, one sack and blocked a field goal which was returned 70 yards for a touchdown. **1997 (Sophomore):** Moved to nose tackle and played in all 11 games and made 15 tackles ... Recorded a season-high six tackles in the season finale vs. Baylor. **1996 (Redshirt-Freshman):** Played in all 11 games with five starts ... Voted Missouri's defensive player of the week in his very first game vs. Texas when he made three solo tackles and recovered a fumble ... Credited with six stops against Clemson. **1995 (Freshman):** ... Reshirted as a freshman.



Personal

Jeffrey Robert Marriott was born the son of Robert and Shirley Marriott on March 3, 1977, in Chillicothe, Mo. ... First-team all-state selection at Chillicothe (Mo.) High who had 90 tackles, four pass deflections and five sacks as a senior ... Racked up 194 tackles, 12 sacks, 12 pass deflections and two fumble recoveries during high school career ... Also made all-conference on the offensive line ... Helped lead Hornets to district and conference championships in both 1993 and 1994 ... Four-year letterman in wrestling and placed sixth in the state his junior and senior years ... Majored in economics at Missouri.

JEFF MARRIOTT'S COLLEGE STATISTICS

			Tackles							Miscellaneous				
Year	Team	G/S	TT	UTT	A	TFL	Yds	S	Yds	No	Yds	PD	FF	FR
1996	Missouri	11/5	21	9	12	3	5	1	3	0	0	0	0	1
1997	Missouri	11/0	15	11	4	0	0	0	0	0	0	2	0	0
1998	Missouri	11/9	38	24	14	5	11	2	4	0	0	1	0	0
1999	Missouri	11/11	36	15	21	8	25	3	24	0	0	5	0	0
College Totals		44/25	110	59	51	16	41	6	31	0	0	8	0	1



ANTWAN HARRIS

CORNERBACK

5-9' ★ 190LBS ★ ROOKIE ★ 1ST YEAR W/PATRIOTS
VIRGINIA ★ PSYCHOLOGY
ACQ: D6A-00 (187TH) ★ SIGNED THROUGH
BORN 5/29/77 ★ RALEIGH, NC

How Acquired

Antwan Harris was drafted by the New England Patriots in the sixth round (187th overall) of the 2000 NFL draft.

College

Harris was a four-year letterman at Virginia, totaling 111 tackles (59 solos), seven pass deflections, two recovered fumbles and one tackle behind the line of scrimmage ... He also recorded four interceptions for 95 yards, including a 95-yard return for a touchdown ... Harris totaled 13 kickoff returns for 240 yards (18.5 avg.) and one punt return for 34 yards during his college career ... He tied a Virginia record with a 95-yard interception return for a touchdown vs. North Carolina (11/16/96) ... The interception spurred the biggest fourth quarter comeback in school history, the Cavaliers rallied from a 17-3 deficit, to defeat the Tar Heels 20-17 ... He also blocked two punts, returning one 34 yards for a touchdown vs. North Carolina State (10/19/96) and another seven yards to the one-yard-line vs. Miami in the Carquest Bowl (12/27/96). **1999 (Senior):** Played in seven games, starting six and finished his senior season with a career-high 35 tackles (17 solos) and a pair of pass deflections ... Posted seven tackles in the season opener at North Carolina ... Collected a career-high nine hits (7 solos) against Florida State ... Followed with a five tackle performance vs. Georgia Tech ... Blocked a field goal attempt to set up a touchdown drive and was in on nine tackles plus deflected two passes against Maryland ... Closed out his career with a pass breakup and three tackles against Illinois in the Micron PC Bowl. **1998 (Junior):** Played in nine games, starting eight at left cornerback ... Recorded 20 tackles (12 solos) including one behind the line of scrimmage for a 1-yard loss ... Intercepted two passes, deflected three passes and caused two fumbles ... Hit receiver to cause a fumble, setting up a Cavalier score vs. Clemson ... Delivered four tackles, including one that caused a fumble which set up a touchdown drive against Duke ... Picked off a pass and recorded three tackles at Georgia Tech ... Registered four tackles at Wake Forest ... Recorded four tackles, including one for a loss, and an interception against Florida State ...Finished the season with three tackles (2 solos) and a deflected pass against Georgia in the Peach Bowl. **1997 (Sophomore):** Played in nine games and had 27 tackles (17 solos) with a pair of forced fumbles and deflected two passes ... Also returned seven kickoffs for 146 yards (20.9 avg.) ... Posted five tackles (3 solos) against Richmond ... Gained 77 yards on three kickoff returns and was in on a pair of tackles at North Carolina ... Credited with a season-high seven hits (5 solos) vs. Duke ... Followed with four tackles, a fumble recovery and four kickoff returns for 69 yards against Florida State ... Delivered three stops and deflected two passes at Maryland ... Recovered a fumble against Virginia Tech. **1996 (Freshman):** Played in nine games, seeing action as a reserve defensive back and on special teams as a true freshman ... Turned in three of the biggest plays of the year for the Cavaliers, blocking two punts and returning an interception 95 yards for a touchdown vs. North Carolina ... His interception spurred the biggest fourth quarter comeback in school history, rallying the Cavaliers from a 17-3 deficit, to a 20-17 win over the Tar Heels ... He returned his first

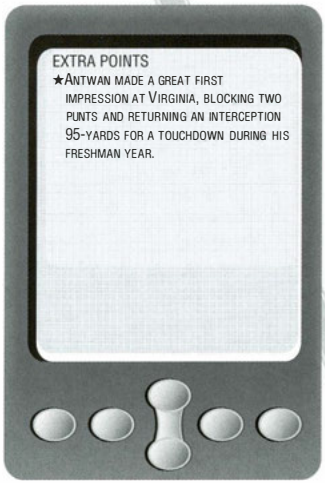

blocked punt 34 yards for a touchdown vs. N.C. State ... He blocked his second against Miami and returned it seven yards to the one-yard line ... Recorded 29 tackles (13 solos), second among the ACC's true freshmen and intercepted two passes ... Returned six kickoffs for 94 yards (15.7 avg) ... Recorded a season-high eight tackles and recorded a blocked punt vs. North Carolina State ... Added five tackles at Florida State ... Recorded the first interception of his career, broke up another pass and registered five tackles at Duke ... Made one tackle, returned a kickoff 18 yards and returned a blocked punt seven yards to the one-yard line against Miami in the Carquest Bowl.

Personal

Melvin Antwan Harris was born the son of Anita Smith on May 29, 1977 in Raleigh, N.C. ... Played running back and defensive back, earning four letters in football at Ravenscroft High in Raleigh, N.C. ... Player of the Year in the North Carolina Independent School Athletic Association (NCISAA) and team Most Valuable Player as a senior and junior ... NCISAA all-state selection in his last three years ...Carried the ball 637 times for 5,627 yards and 61 touchdowns, and caught 76 passes for 1,158 yards and seven touchdowns during his high school career ... Also totaled 223 tackles, 12 interceptions and three fumble recoveries in four seasons ... Returned 57 kickoffs for 1,453 yards and three touchdowns and 45 punts for 635 yards and six touchdowns ... As a senior, he carried 136 times for 1,639 yards and caught 12 passes for 143 yards as a tailback and was in on 39 tackles, intercepted three passes and recovered a fumble as a defensive back ... As a junior, he rushed 185 times for 2,018 yards and caught 13 passes for 205 yards as a tailback and was in on 56 tackles and intercepted two passes as a defensive back ... Rushed 168 times for 1,401 yards and caught 18 passes for 502 yards as a sophomore, and was in on 61 tackles with four interceptions ... Ravenscroft compiled a 21-3 record during his last two seasons and won the 1994 North Carolina independent school state championship ... Also played basketball, baseball and competed in track ... Majored in psychology at Virginia.

ANTWAN HARRIS' COLLEGE STATISTICS

		Tackles						Interceptions						Kickoff				
Year	Team	G/S	TT	UT	A	TFL	Yds	No	Yds	Avg	Lg	TD	PD	No	Yds	Avg	Lg	TD
1996	Virginia	9/0	29	13	16	0	0	2	95	47.5	95t	1	0	6	94	15.7	26	0
1997	Virginia	9/0	27	17	10	0	0	0	0	0.0	0	0	2	7	146	20.9	37	0
1998	Virginia	9/8	20	12	8	1	1	2	0	0.0	0	0	3	-	-	-	-	-
1999	Virginia	7/6	35	17	18	0	0	0	0	0.0	0	0	2	-	-	-	-	-
College Totals		**34/14**	**111**	**59**	**52**	**1**	**1**	**4**	**95**	**23.8**	**95t**	**1**	**7**	**13**	**240**	**18.5**	**37**	**0**

Additional Statistics: Fumbles Recovered 2, 1997; Punt Returns 1 for 34 yards and a touchdown, 1996.



TOM BRADY

QUARTERBACK

6-4' ★ 210LBS ★ ROOKIE ★ 1ST YEAR W/PATRIOTS
MICHIGAN ★ ORGANIZATIONAL STUDIES
ACQ: D6B-00 (199TH) ★ SIGNED THROUGH
BORN 8/3/77 ★ SAN MATEO, CA

How Acquired

Tom Brady was drafted by the New England Patriots in the sixth round (199th overall) of the 2000 NFL Draft

College

Brady earned three letters at Michigan (1997-99) ... Recorded a 20-5 record as a two-year starter for the Wolverines ... Ranks third in

Michigan history with 710 attempts and 442 completions, fourth with 5,351 yards and 62.3 completion percentage and fifth with 35 touchdown passes ... He threw 20 touchdowns in 1999 and only Elvis Grbac (21 in 1990, 25 in 1991) had more touchdown tosses in a season for the Wolverines ... During the 1998 season, Brady rang-up 2,636 passing yards and only Jim Harbaugh (2,729 yards in 1986) threw for more yards in a season for Michigan ... Completed 31 of 56 attempts for 375 yards against Ohio State to establish school game-records, breaking the old marks of 52 attempts for 372 yards by Scott Dreisbach vs. Virginia in 1995 and 29 completions by Todd Collins vs. Oklahoma State in 1992. **1999 (Senior):** All-Big Ten Conference second-team selection ... Completed 214 of 341 passes (62.8%) for 2,586 yards, 20 touchdowns and only six interceptions ... Only Elvis Grbac (21 in 1990, 25 in 1991) had more touchdown tosses in a season for the Wolverines ... His 2,586 yards rank third on the school's season-record list ... Added a score on 37 carries ... Hit on 17-of-27 throws for 217 yards and a pair of scores against Wisconsin ... Outdueled Purdue QB Drew Brees, passing for 250 yards on 15-of-25 tries with two touchdowns in 38-12 victory ... Followed with 30-of-41 passes for 285 yards and two touchdowns at Michigan State ... Added 307 yards and a pair of scores on 23-of-38 throws vs. Illinois ... Completed 17-of-29 passes for 226 yards and a touchdown at Indiana ... Threw three touchdowns while gaining 185 yards on 12-of-23 chances vs. Northwestern ... Ran for a 5-yard score and completed an 11-yard touchdown pass, both in the fourth quarter, to lead the Wolverines to a 31-27 victory over Penn State ... He finished with 259 yards on 17-of-36 attempts with two touchdowns against the Nittany Lions ... Closed out his career completing 34-of-46 throws for 369 yards, with touchdowns of 27, 57, 20 yards and a game-winning 25-yard scoring strike in overtime as the Wolverines rallied for a 35-34 decision over Alabama in the Orange Bowl. **1998 (Junior):** All-Big Ten Conference honorable mention ... Academic All-Big Ten pick ... In his first year as the full-time starter, he completed 214 of 350 passes (61.1%) for 2,636 yards and 15 touchdowns ... Only Jim Harbaugh (2,729 yards in 1986) threw for more yards in a season for the Wolverines ... Set a school record for most attempts (350) and completions (214) in a season ... Scored twice on 59 carries ... Threw for 267 yards on 23-of-36 attempts and ran for a 1-yard score against Notre Dame in his first career start ... Connected on 18-of-27 throws for 210 yards and a pair of touchdowns against Indiana ... Added 282 yards on 19-of-27 passes (70.4%), including a 76-yard touchdown pass at Minnesota ... Followed with 17-of-30 passes for 224 yards and two scores vs. Penn State ... Completed 31-of-56 attempts for 375 yards and a 3-yard touchdown at Ohio State ... His 56 attempts, 31 completions and 375 yards established school game-records, breaking the old marks of 52 attempts for 372 yards by Scott Dreisbach vs. Virginia in 1995 and 29 completions by Todd Collins vs. Oklahoma State in 1992 ... Threw for 209 yards on 14-of-27 attempts with a 21-yard touchdown in Citrus Bowl victory over Arkansas. **1997 (Sophomore):** Appeared in four games, completing 12-of-15 passes (80.0%) for 103 yards ... Served as Brian Griese's back-up during the Wolverines national championship season ... Completed both pass attempts for 26 yards against Colorado ... Connected on four-of-five tries for 18 yards vs. Baylor ... Hit on six-of-eight chances for 59 yards against Indiana. **1996 (Redshirt):** Played in two games, finishing with 26 yards on three-of-five throws (60.0%) ... In his first game for the Wolverines, he hit on one-of-two tries for 13 yards against

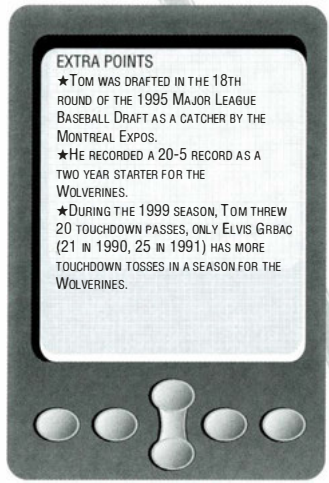

UCLA ...Gained 13 yards on two-of-three tosses at Minnesota. **1995 (Freshman):** Redshirted as a freshman.

Personal

Tom Brady was born on August 3, 1977 in San Mateo, California ... *Blue Chip Illustrated* and *Prep Football Report* All-American selection at Serra High in San Mateo, Cal. ... Added all-state and All-Far West honors ... Team Most Valuable Player ... Earned two letters in both football and baseball ... Completed 236 of 447 passes (52.8%) for 3,702 yards and 31 touchdowns during his high school career ... Drafted in the 18th round of the 1995 Major League Baseball Draft as a catcher by the Montreal Expos... Majored in organizational studies at Michigan.

TOM BRADY'S COLLEGE STATISTICS

Passing

Year	Team	G/S	Att	Cmp	Yds	Yds/Att	Pct	TD	Int	Int%	Lg	Gm/Avg.
1996	Michigan	2/0	4	2	26	6.50	50.0	0	1	25.0	13	13.0
1997	Michigan	4/0	15	12	103	6.87	80.0	0	0	0.0	26	25.8
1998	Michigan	13/13	350	214	2,636	7.53	61.1	15	12	3.4	76	202.5
1999	Michigan	12/12	341	214	2,586	7.58	62.8	20	6	1.8	57	215.5
	College Totals	**31/25**	**710**	**442**	**5,351**	**7.54**	**62.3**	**35**	**19**	**2.7**	**76**	**172.6**



DAVID NUGENT

DEFENSIVE TACKLE

6-4' ★ 300LBS ★ ROOKIE ★ 1ST YEAR W/PATRIOTS
PURDUE ★ EXERCISE AND FITNESS
ACQ: D6C-00 (201ST) ★ SIGNED THROUGH
BORN 10/27/77 ★ CINCINNATI, OH

How Acquired

David Nugent was drafted by the New England Patriots in the sixth round (201st overall) of the 2000 NFL draft.

College

Nugent was a four-year letterman at Purdue (1996-99) ... He played in 46 games, starting 25 and totaled 91 tackles (55 solo), including 23 tackles behind the line of scrimmage and 4.5 sacks during his Boilermaker career ... Intercepted one pass for four yards ... Recovered three fumbles and caused one fumble ... Originally came to Purdue as a tight end but was moved to defensive tackle ... Played for current Patriots defensive line coach Randy Melvin at Purdue. **1999 (Senior):** Lined up at right defensive tackle, recording 46 tackles (30 solos) with two sacks for minus-six yards ... Tied for second among Boilermakers with 15 stops behind the line of scrimmage for losses of 36 yards ... Also recovered a fumble and advanced it 12 yards for a touchdown vs. Michigan State ... Recorded four tackles with a pair of stops behind the line of scrimmage vs. Notre Dame ... Collected five hits (4 solos) with three stops for minus-13 yards against Central Michigan ... Followed with four tackles, including three stops for minus-six yards vs. Northwestern ... Made four tackles with a 4-yard sack and two stops behind the line of scrimmage at Ohio State ... Advanced a fumble recovery 12 yards for a touchdown vs. Michigan State ... Registered another pair of stops behind the

line of scrimmage vs. Penn State ... Credited with five tackles and a 2-yard sack vs. Wisconsin ... Closed out his career with five tackles and a stop for a 2-yard loss in the Outback Bowl against Georgia. **1998 (Junior):** Received team's Pit Bull Award given to the player who exemplifies and sustains tenacity and intense play ... Started every game, lining up at right tackle in nine contests and at left tackle in four others ... Recorded 28 tackles (18 solos), a 12-yard sack and five tackles for a loss of 20 yards ... Caused a fumble, recovered two others and also deflected a pass ... Made three tackles and a stop behind the line of scrimmage against both Southern California and Central Florida ... Recovered a fumble and recorded two tackles at Wisconsin ... Registered a stop behind the line of scrimmage and three tackles at Penn State ... Posted a season-high four hits with a forced fumble against Illinois ... Totaled three tackles and a stop behind the line of scrimmage at Northwestern ... Recorded three tackles and a stop behind the line of scrimmage vs. Indiana ...Registered a pair of solo stops against Kansas State in the Alamo Bowl. **1997 (Sophomore):** Appeared in every game as a reserve defensive tackle ... Finished with 17 tackles (7 solos), 1.5 sacks for minus-seven yards and three stops behind the line of scrimmage for a combined loss of eight yards ... Also intercepted a pass. **1996 (Freshman):** Played in nine games, seeing most of his action on special teams ... Did not record any tackles.

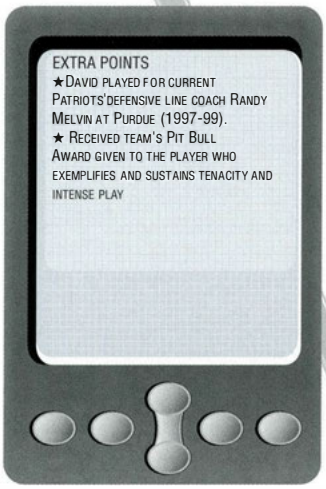

Personal

David Michael Nugent was born the son of Dianne and David, Sr. Nugent on Oct. 27, 1977 in Cincinnati, Ohio ... First-team All-Memphis Area, Tennessee all-state pick, *Nashville Banner* Top 50 and *Super Prep* All-Dixie choice as a defensive end at Houston (Germantown, Tenn.) High ... Moved to offensive tackle as a senior, while also recording 46 tackles, including eight sacks and two fumble recoveries ... Second-team all-district pick on both offense and defense ... Also lettered in basketball and track ... Helped lead the basketball team to the district championship his junior year ... Won the state discus title as a senior ... Majored in exercise and fitness at Purdue.

DAVID NUGENT'S COLLEGE STATISTICS

			Tackles							Miscellaneous				
Year	**Team**	**G/S**	**TT**	**UT**	**A**	**S**	**Yds**	**TFL**	**Yds**	**No**	**Yds**	**PD**	**FF**	**FR**
1996	Purdue	9/0	0	0	0	0	0	0	0	0	0	0	0	0
1997	Purdue	12/0	17	7	10	1.5	7	3	8	1	4	1	0	0
1998	Purdue	13/13	28	18	10	1.0	12	5	20	0	0	1	1	2
1999	Purdue	12/12	46	30	16	2.0	6	15	36	0	0	0	0	1
College Totals		46/25	91	55	36	4.5	25	23	64	1	4	2	1	3



CASEY TISDALE

LINEBACKER

6-4' ★ 255LBS ★ ROOKIE ★ 1ST YEAR W/PATRIOTS
NEW MEXICO ★ MANAGEMENT
ACQ: D7A-00 (226TH) ★ SIGNED THROUGH
BORN 6/18/76 ★ OAKLAND, CA

How Acquired

Casey Tisdale was drafted by the New England Patriots in the seventh round (226st overall) of the 2000 NFL draft.

College

Tisdale was a two-year letterman at New Mexico (1998-99) ... Played along side Brian Urlacher, the ninth overall selection in the 2000 draft by the Chicago Bears ... Totaled 120 tackles, 9.5 sacks and nine tackles behind the line of scrimmage during his two seasons with New Mexico ... He was redshirted during the 1997 upon joining the Lobos from Mesa (San Diego, Calif.) Junior College ... Spent two seasons (1995-96) at San Diego Mesa College and was voted first team all-Mission Conference in 1996. **1999 (Senior):** Ranked third on the New Mexico defense with 74 tackles (44 solo) ... Led the team with 6.5 sacks and finished second with eight tackles behind the line of scrimmage ... Added one interception, four pass deflections and forced two fumbles ... Recorded five tackles, including two sacks vs. Northern Arizona ... Posted seven tackles and one sack vs. BYU ... Collected four tackles against UNLV ... Closed out his college career with five tackles against Air Force. **1998 (Junior):** Played in all 12 games with 11 starts ... Tied for fifth on the team with 46 stops ... Recorded three sacks, tying him for third among the team's defenders ... Posted six tackles against Idaho State, Utah State and Air Force ... Credited with five tackles and a pass deflection vs. New Mexico State ... Registered three tackles against San Diego State ... Tied his career-high with six tackles and a pass deflection against Hawaii ... Collected two tackles against Fresno State, plus a tackle behind the line of scrimmage, a sack and fumble recovery in the first quarter ... Recorded two tackles and his team-best third fumble recovery of the season at BYU ... Redshirted during the 1997 season. **1996 (Junior College):** Spent two seasons (1995-96) at San Diego Mesa College ... Voted first team all-Mission Conference when he had 64 tackles, four sacks, six pass deflections, 13 quarterback hurries, three fumbles recovered, two fumbles caused and a 74-yard interception return for a touchdown.

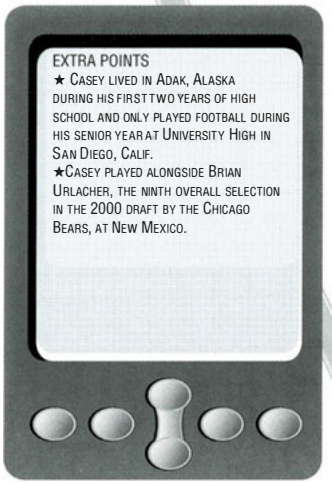

Personal

Casey Tisdale was born the son of Jody Blonien on June 18, 1976, in Oakland, Calif. ... 1995 graduate of University High in San Diego, Calif. ... Lived in Adak, Alaska, his first two years of high school and did not play football ... Moved to San Diego prior to his junior year, but only played basketball ... Starting playing football during his senior year and despite just one season of experience, he was first team all-conference with 74 tackles, six sacks and eight pass deflections ... Played basketball for two years in high school ... Tisdale majored in management at New Mexico.

CASEY TISDALE'S COLLEGE STATISTICS

		Tackles						Miscellaneous							Interceptions		
Year	**Team**	**G/S**	**TT**	**UT**	**A**	**S**	**Yds**	**TFL**	**Yds**	**No**	**Yds**	**Avg**	**Lg**	**TD**	**PD**	**FF**	**FR**
1997	Redshirt																
1998	N.M.	12/11	46	11	35	3.0	-	1	-	0	0	0	0	0	2	0	3
1999	N.M.	11/11	74	44	30	6.5	-	8	-	1	9	9.0	9	0	4	2	0
College Totals		**23/22**	**120**	**55**	**65**	**9.5**	**-**	**9**	**-**	**1**	**9**	**9.0**	**9**	**0**	**6**	**2**	**3**

PATRICK PASS

RUNNING BACK

5-10' ★ 215LBS ★ ROOKIE ★ 1ST YEAR W/PATRIOTS
GEORGIA ★ SOCIOLOGY
ACQ: D7B-00 (239TH) ★ SIGNED THROUGH
BORN 12/31/77 ★ ATLANTA, GA

How Acquired

Patrick Pass was drafted by the New England Patriots in the seventh round (239th overall) of the 2000 NFL draft.

College

Pass earned four letters at Georgia (1996-99) ... Versatile player for the Bulldogs, performing as a running back, pass catcher, punt returner, kickoff returner and even completed three-of-five pass attempts during his career ... Totaled 1,022 yards rushing on 221 carries (4.6 avg.) and added five touchdowns during his Georgia career ... He also caught 35 passes for 435 yards (12.4 avg.), including two touchdowns ... Returned 26 kickoffs for 562 yards (21.6 avg.) and 15 punt returns for 136 yards (9.1 avg.). **1999 (Senior):** Shared tailback duties and finished second on the team with 335 yards and a pair of touchdowns on 62 carries (5.4 avg.) ... Hauled in 19 passes for 250 yards (13.2 avg.) and a score ... Returned 15 punts for 136 yards (9.1 avg.) and 10 kickoffs for 217 yards (21.7 avg.) ... Attempted two passes, completing one for a 31-yard gain ... Averaged 85.3 all-purpose yards per game ... Set up a pair of touchdowns with two first-down catches, good for 47 yards, returned five punts for 59 yards and added a 19-yard kickoff return vs. South Carolina... Rushed six times for 69 yards, breaking free from three would-be tacklers en route to a 58-yard touchdown jaunt and set up another scoring drive with a 29-yard punt return vs. Louisiana State ... Snatched three passes for 38 yards, including a game-winning 25-yard scoring grab against Vanderbilt ... Followed with eight rushing attempts for 48 yards with a 29-yard touchdown while making four catches for 69 yards against Kentucky ... Also returned a kickoff 20 yards and a punt four yards against the Wildcats ... Amassed 73 yards on six carries, 27 yards on two punt returns and 31 yards on a pair of kickoff returns vs. Florida ... Rushed seven times for 47 yards vs. Auburn ... Gained 21 yards on seven carries, caught three passes for 69 yards, returned three punts for 23 yards and had a 20-yard kickoff return at Mississippi ... Showed his versatility in the season finale, tossing a 31-yard pass, running nine times for 37 yards, snaring a pair of passes and returning five kickoffs for 127 yards, including a 44-yarder to set up a scoring drive at Georgia Tech... Closed out his career with 37 yards on 10 carries while returning a punt 10 yards and a kickoff 18 yards against Purdue in the Outback Bowl. **1998 (Junior):** Appeared in nine games, starting two and gained 101 yards on 26 carries (3.9 avg.) and completed two pass attempts for 55 yards ... Added 74 yards on three kickoff returns (24.7 avg.) ... Picked up 42 yards on 10 rushes (4.2 avg.) at South Carolina ... Rushed six times for 34 yards and tossed a 36-yard option pass that set up a touchdown at Louisiana State ... Had a season-long 41-yard kickoff return vs. Florida. **1997 (Sophomore):** Played in every game, earning starting assignments vs. Florida and Arkansas State ... Third on the team with 64 carries for 232 yards (3.6 avg.) and a touchdown... Caught 12 passes for 175 yards (14.6 avg.) and a score ... Returned four kickoffs for 97 yards (24.3 avg.) ... Averaged 45.8 all-purpose yards per game ... Rejoined the team in fall drills after spending the summer playing baseball in the Florida Marlins organization ... Opened the season with 83 yards on

EXTRA POINTS

★ Patrick was drafted by the Florida Marlins in 1996 and played at Melbourne (Fla.) in the organization's rookie league that year. He was elevated to Class A Utica in 1997, playing until he had to report to Georgia's fall camp in August. He returned again and played in the Marlins' minor league system in 1998.

★ Patrick was a versatile player at Georgia, performing as a running back, wide receiver, kickoff returner and punt returner.

18 attempts (4.6 avg.), including a 1-yard touchdown, and also gaining 16 yards on a reception and 38 yards on a kickoff return vs. Arkansas State ... Had three catches for 61 yards vs. South Carolina ... Ran eight times for 41 yards and had a 21-yard touchdown catch vs. Mississippi State... Picked up 29 yards on six runs and recorded a 23-yard catch against Vanderbilt ... Added 25 yards on three carries and six yards on one reception against Wisconsin in the Outback Bowl. **1996 (Freshman):** Appeared in 10 games, earning a start in the Auburn clash ... Second on the team with 354 yards and a pair of touchdowns on 69 carries (5.1 avg.) ... Caught four passes for 10 yards (2.5 avg.) and returned nine kickoffs for 174 yards (19.3 avg.) ... In his first game as a Bulldog, he returned three kickoffs for 53 yards against South Carolina ... Returned one kickoff for 33 yards to set up a game-winning touchdown drive in a 15-12 decision vs. Texas Tech ... In his first action at tailback, he responded with nine carries for 55 yards at Mississippi State ... Gained 65 yards on six runs and had a pair of kickoff returns for 40 yards vs. Tennessee ... Followed with 12 attempts for 56 yards, two catches for eight yards and a 23-yard kickoff return vs. Vanderbilt ... Scored his first career touchdown on a 9-yard run as he amassed 57 yards on nine carries and returned a kickoff 15 yards against Florida ... In his first career start, he scored an 11-yard touchdown run at Auburn ... Closed out the season with 14 rushes for 79 yards vs. Georgia Tech.

Personal

Patrick Pass was born the son of Patricia Pass on Dec. 31, 1977 in Atlanta, Ga. ... Drafted by the Florida Marlins in 1996, playing at Melbourne (Fla.) in the organization's rookie league that year ... Elevated to Class A Utica in 1997, playing until he had to report to Georgia's fall camp in August ... Again played in the Marlins minor league system in 1998 ... Gatorade Circles of Champions Georgia region Player of the Year, adding All-American honors from *USA Today* at Tucker (Ga.) High ... Two-time all-state Class AAA pick by the *Atlanta-Journal Constitution* and the Georgia Sports Writers Association ... Also earned all-south, *Journal-Constitution* Top 50 and *Macon Telegraph* Sweet 16 honors ... Named DeKalb Neighbor Player of the Year ... Three-time All-DeKalb County choice ... Named DeKalb Offensive Player of the Year by the DeKalb Touchdown Club ... Team captain, scoring 13 touchdowns as a senior ... Holds the DeKalb County career-record by rushing for 5,046 yards ... Also excelled in baseball ... Voted Mr. Tucker High by his classmates ... Majored in sociology at Georgia.

PATRICK PASS' COLLEGE STATISTICS

			Rushing					Receiving					Kickoff Return					Punt Return				
Year	Team	G/S	No	Yds	Avg	Lg	TD	No	Yds	Avg	Lg	TD	No	Yds	Avg	Lg	TD	No	Yds	Avg	Lg	TD
1996	Georgia	10/1	69	354	5.1	31	2	4	10	2.5	6	0	9	174	19.3	33	0	0	0	0.0	0	0
1997	Georgia	11/2	64	232	3.6	19	1	12	175	14.6	31	1	4	97	24.3	38	0	0	0	0 0	0	0
1998	Georgia	9/2	26	101	3.9	15	0	0	0	0.0	0	0	3	74	24.7	41	0	0	0	0 0	0	0
1999	Georgia	11/6	62	335	5.4	58	2	19	250	13.2	41	1	10	217	21.7	44	0	15	136	9.1	29	0
College Totals		**41/11**	**221**	**1,022**	**4.6**	**58**	**5**	**35**	**435**	**12.4**	**41**	**2**	**26**	**562**	**21.6**	**44**	**0**	**15**	**136**	**9.1**	**29**	**0**

Passing

Year	Team	Att	Comp	Pct	Yds	Td	Int	Lg
1996	Georgia	1	0	0 0	0	0	0	0
1998	Georgia	2	2	100.0	55	0	0	36
1999	Georgia	2	1	50.0	31	0	1	31
College Totals		**5**	**3**	**60.0**	**86**	**0**	**1**	**36**

MAURICE ANDERSON

DEFENSIVE LINEMAN

6-3' ★ 280LBS ★ ROOKIE ★ 1ST YEAR W/PATRIOTS
VIRGINIA ★ ANTHROPOLOGY
ACQ. RFA '00 ★ SIGNED W/PATRIOTS 4/19/00
BORN 1/19/75 ★ FARMVILLE, VA

COLLEGE: Anderson was a four-year letterman at Virginia (1996-99) ... Wore Chris Slade's number 85 at Virginia ... Finished his college career with 160 tackles (95 solo), including 12 tackles behind the line of scrimmage and five sacks ... Also recorded one interception, four pass deflections, two forced fumbles and one fumble recovery.

PERSONAL: Maurice Andrew Anderson was born the son of Maurice and Mattie Anderson on Jan. 19, 1975 in Nottoway County, Va. ... Attended Fork Union Military Academy during the 1993-94 academic year ... Graduate of Nottoway High School where he played defensive end and was named first-team All-State and All-Region as a junior and senior ... Three-time All-District selection ... Also lettered in basketball. ... Participated in Boy Scouts of America and was a youth recreation center volunteer ... Maurice graduated with a degree in anthropology from Virginia.

MAURICE ANDERSON'S COLLEGE STATISTICS

		Tackles					Miscellaneous					
Year	GP	TT	S	A	TFL	YDS	S	YDS	FF	FR	I	YDS
1996	11	27	13	14	3	12	1	6	1	0	0	0
1997	10	31	16	15	0	0	0	0	0	0	0	0
1998	11	28	17	11	2	3	0	0	1	1	0	0
1999	11	74	49	25	7	9	4	6	0	0	1	16
Totals	**43**	**160**	**95**	**65**	**12**	**24**	**5**	**12**	**2**	**1**	**1**	**16**

TERRANCE BEADLES

GUARD

6-3' ★ 300LBS ★ ROOKIE ★ 1ST YEAR W/PATRIOTS
ARKANSAS-PINE BLUFF ★ CRIMINAL JUSTICE
ACQ. RFA '00 ★ SIGNED W/PATRIOTS 4/19/00
BORN 4/27/76 ★ ATLANTA, GA

COLLEGE: Beadles was a four-year starter at Arkansas Pine-Bluff ... Three-time All-Southwestern Athletic Conference first-team choice ... Started 39 games during his college career ... Manned the demanding left tackle position, finished his career without giving up a sack in his final 18 games ... Graded 90.4% (highest among 1-AA lineman) as he collected 117 knockdowns for an offense that generated 3,407 yards during his senior season.

PERSONAL: Terrance LaBronze Beadles was born the son of Gloria Beadles on April 27, 1976 in Atlanta, Ga. ...Standout performer in football and basketball at Frederick Douglass (Atlanta, Ga.) High. ... One of three children (brother, Anthony and sister, La Tonya) ... Terrance majored in criminal justice at Arkansas Pine-Bluff.

MATT BUMGARDNER

WIDE RECEIVER

6-1' ★ 195LBS ★ ROOKIE ★ 1ST YEAR W/PATRIOTS
TEXAS A&M ★ AGRICULTURAL DEVELOPMENT
ACQ. RFA '00 ★ SIGNED W/PATRIOTS 4/19/00
BORN 4/2/77 ★ PIEDROS NEGIAS, MEXICO

COLLEGE: Bumgardner earned four letters at Texas A&M (1996-99) ... Totaled 37 catches for 582 yards (15.7 avg.) and scored four touchdowns during his career ... He contributed a single-season high 18 catches for 282 yards and three touchdowns during his senior campaign ... He was one of only four A&M wide receivers with a 15-yard plus catch average ... Posted a career-best five catches for 79 yards and two touchdowns against Oklahoma State.

PERSONAL: James Matthew Bumgardner was born the son of John and Jacquis Bumgardner on April 2, 1977 ... He was a consensus Texas Top 100 selection after grabbing 56 passes for 1,152 yards and 19 touchdowns as a sophomore and junior at Class 3A Luling (Texas) High ... Limited by a hamstring injury as a senior ... Also a sprinter on the track team ... Matt earned a degree in agricultural development from Texas A&M.

MATT BUMGARDENER'S COLLEGE STATISTICS

		Receiving				
Year	**G**	**Rec**	**Yds**	**Avg.**	**LG**	**TD**
1996	5	0	0	0.0	0	0
1997	13	10	127	12.7	25	0
1998	11	9	173	19.2	30	1
1999	11	18	282	15.7	44	3
Totals	**40**	**37**	**582**	**15.7**	**44**	**4**

ADAM DAVIS

GUARD

6-4' ★ 300LBS ★ ROOKIE ★ 1ST YEAR W/PATRIOTS
OKLAHOMA STATE ★ BUSINESS
ACQ. RFA '00 ★ SIGNED W/PATRIOTS 4/19/00
BORN 1/11/77 ★ ALTUS, OK

COLLEGE: Davis was a four-year letterman at Oklahoma State (1996-99) ... Started in 37 games during his college career ... During his senior season he started 10 games at right guard, helping the offense average 311 yards per game and delivered 73 knockdowns ... Voted second-team All Big Twelve Conference in 1997 after starting all year at right offensive guard for a rushing attack that averaged 226 yards per game.

PERSONAL: Born the son of Reid and Cherrel Davis on Jan. 11, 1977 in Altus, Oklahoma ... Class 1A Offensive Lineman-of-the-Year at Hobart (Okla.) High ... Added All-District, All-Area and All-State accolades ... Three-year letterman in football and basketball ... Had 13 catches for 215 yards and three touchdowns ... On the defensive side, he had four fumble recoveries and four passes broken up and a total of 237 career tackles ... Both parents and grandparents attended Oklahoma State University ... Adam graduated with a degree in business and a minor in marketing from Oklahoma State.

SHOCKMAIN DAVIS

WIDE RECEIVER

6-0' ★ 205LBS ★ ROOKIE ★ 1ST YEAR W/PATRIOTS
ANGELO STATE ★ KINESIOLOGY
ACQ. RFA '00 ★ SIGNED W/PATRIOTS 4/25/00
BORN 8/20/77 ★ PORT ARTHUR, TX

COLLEGE: Davis earned two letters at Angelo State (1998-99) after transferring from Blinn Junior College ... Voted first-team Lone Star Conference during both of his seasons at Angelo State ... He led the Rams with 38 receptions for 567 yards (14.9 avg.) and eight touchdowns during the 1999 season ... Also led the team with a 15.4 punt return average, returning 18 punts for 278 yards and one touchdown.

PERSONAL: Shockmain Nastase Davis was born the son of Jacqueline and Elliot Davis on Aug. 20, 1977 in Port Arthur, Texas ... Earned all-district honors twice and voted team most valuable player at Port Arthur (Texas) High ... Also voted all-district as a safety ... In two years at receiver, Davis recorded 90 catches for 1,824 yards ... In just four games at safety, he recorded nine interceptions and 28 tackles ... Shockmain majored in kinesiology at Angelo State.

SHOCKMAIN DAVIS' COLLEGE STATISTICS

	Receptions					Punt Returns				
Year	No	Yds	Avg.	LG	Td	No	Yds	Avg.	LG	Td
1998	29	553	19.1	50	8	11	127	11.5	62	0
1999	38	567	14.9	41	8	18	278	15.4	69t	1
Totals	**67**	**1,120**	**16.7**	**50**	**16**	**29**	**405**	**14.0**	**69t**	**1**



CHRIS EITZMANN

TIGHT END

6-5' ★ 255LBS ★ ROOKIE ★ 1ST YEAR W/PATRIOTS
HARVARD ★ PSYCHOLOGY
ACQ. RFA '00 ★ SIGNED W/PATRIOTS 4/19/00
BORN 4/1/77 ★ BELLEVILLE, KS

COLLEGE: Eitzmann was a four-year letterman at Harvard (1995-99) ... Voted first-team Ivy-League ... Named to 1999 all-American farm first-team by Successful Farming, which honors outstanding collegiate athletes who live on a farm or ranch...Totaled 45 catches for 572 yards (12.7 avg.) and scored eight touchdowns ... Posted single-season highs with 19 catches and 250 yards during the 1999 season ... Posted a season-high four catches for 48 yards against Dartmouth ... Posted a career-high four touchdown catches during the 1997 season.

PERSONAL: Chris John Eitzman was born the son of Connie and Scott Eitzmann on April 1, 1977 in Belleville, Kan. ... Three-year starter in football for Chester-Hubbell-Byron (Neb.) High's eight-man team ... His graduating class had 13 students ... Also all-state and all-conference selections for his high school basketball and track teams ... Holds four school track and field records ... Chris graduated with a degree in psychology from Harvard.

CHRIS EITZMANN'S COLLEGE STATISTICS

		Receiving				
Year	G	Rec	Yds	Avg.	LG	TD
1995	10	0	0	0.0	0	0
1996	2	1	13	13.0	13	0
1997	7	13	159	12.2	53	4
1998	10	12	150	12.5	38	3
1999	10	19	250	13.2	37	1
Totals	**39**	**45**	**572**	**12.7**	**53**	**8**

JOHN ESKRIDGE

LINEBACKER

6-3' ★ 235LBS ★ ROOKIE ★ 1ST YEAR W/PATRIOTS
SW MISSOURI STATE ★ SPORTS ADMINISTRATION
ACQ. RFA '00 ★ SIGNED W/PATRIOTS 4/19/00
BORN 5/3/76 ★ TAMPA, FL

COLLEGE: Eskridge recorded 36 tackles (22 solos), two sacks and forced one fumble during the 1999 season at Southwest Missouri State ... Also credited with 19 tackles behind the line of scrimmage ... While playing with Southern Mississippi in 1998, he registered five tackles, including two tackles behind the line of scrimmage and one-and-a-half sacks ... Collected 40 tackles and six sacks to earn first team all-state recognition at Mississippi Delta Community College.

PERSONAL: John Calvin Eskridge, Jr. was born the son of Candice and John Sr. on May 3, 1976 in Tampa, Fla. ... Earned first-team all-district and all-conference ... Led his team in total tackles as a junior and senior ... Broke Florida record in the broad jump with a leap of 12-feet, 9-inches ... John majored in sports administration at SW Missouri State.

JOHN ESKRIDGE'S COLLEGE STATISTICS

		Tackles			Misc.		
Year	GP	TT	S	A	TFL	S	FF
1998	9	5	3	2	2	1.5	0
1999	11	36	22	14	19	2.0	1
Totals	**20**	**41**	**25**	**16**	**21**	**3.5**	**1**

ROB GATRELL

GUARD

6-5' ★ 300LBS ★ ROOKIE ★ 1ST YEAR W/PATRIOTS
FRESNO STATE ★ ART
ACQ. RFA '00 ★ SIGNED W/PATRIOTS 4/19/00
BORN 3/14/77 ★ ANAHEIM, CA

COLLEGE: Gatrell was a four-year letterman at Fresno State (1996-99) ... Earned second-team All-WAC during his senior season ... Helped lead the Bulldogs offense that finished third in the WAC in total offense (391.8) and rushing offense (172.5) ... Started all 11 games during the 1998 season, splitting time between left tackle and left guard ... Originally slated as a tight end at Fresno State but was moved to their offensive line during the 1996 season.

PERSONAL: Robert Daniel Gatrell was born the son of Janice and Donald Gatrell on March 14, 1977 in Anaheim, Calif. ... Graduated from Liberty Union (Brentwood, Calif.) High ... Caught 18 passes for 325 yards and two touchdowns as a senior on his way to first-team honors in the All-Bay Valley Athletic League ... Also lettered in basketball ... Rob majored in art at Frenso State.

REGGIE GRIMES

DEFENSIVE LINEMAN

6-4' ★ 290LBS ★ ROOKIE ★ 1ST YEAR W/PATRIOTS
ALABAMA ★ HUMAN PERFORMANCE
ACQ. RFA '00 ★ SIGNED W/PATRIOTS 4/19/00
BORN 11/07/76 ★ NASHVILLE, TN

COLLEGE: Grimes was a four-year letterman at Alabama (1996-99) ... Credited with 74 tackles, 20 behind the line of scrimmage and nine sacks during his career ... Also snared one interception, which he returned 38 yards for a touchdown and seven pass deflections ... Totaled 27 tackles, seven behind the line of scrimmage and five sacks for the 1999 SEC Champion Crimson Tide ... Returned an interception 38 yards for a touchdown against Florida in the SEC championship game.

PERSONAL: Reginald Dewayne Grimes was born the son of Barbara and Nathaniel Grimes in Nashville, Tenn. on Nov. 7, 1976 ... Named all-metro MVP, all-region MVP, and first-team all-state while playing fullback for Hunters Lane (Tenn.) High ... Rushed for 1,388 yards and 23 touchdowns his senior season ... Finished sixth in the state high school track meet in the discus ... Reggie majored in human performance at Alabama.

REGGIE GRIME'S COLLEGE STATISTICS

		Tackles							Miscellaneous				
Year	GP/GS	TT	S	A	TFL	YDS	S	YDS	FF	FR	I	YDS	TD
1996	10	9	9	0	1	3	2.5	5	1	1	0	0	0
1997	11	22	13	9	7	26	0.0	0	0	0	0	0	0
1998	11	16	8	8	5	24	1.5	19	0	1	0	0	0
1999	11	27	18	9	7	32	5.0	34	0	0	1	38	1
Totals	**43**	**74**	**48**	**26**	**20**	**85**	**9.0**	**58**	**1**	**2**	**1**	**38**	**1**

CHAD HOLLEMAN

KICKER

5-11' ★ 200LBS ★ ROOKIE ★ 1ST YEAR W/PATRIOTS
GEORGIA ★ FINANCE
ACQ. RFA '00 ★ SIGNED W/PATRIOTS 4/19/00
BORN 8/9/76 ★ RALEIGH, NC

COLLEGE: Holleman earned three letters at Georgia (1997-99) ... Served as the team's kickoff specialist, recording three touchbacks on 16 kickoffs during the 1999 season ... Handled kickoff duties in Georgia's 28-25 come-from-behind overtime victory over Purdue in the Outback Bowl.

PERSONAL: Chadwick Dunn Holleman was born the son of Kay and Bill Holleman in Raliegh, N.C. on Aug. 9, 1976 ... All-state and all-city place kicker at Lovett (Ga.) High ... Also selected to the all-state soccer team in 1995 and played a part in Lovett's national championship team in 1994 ... Named to the SEC Academic Honor Roll from 1997-99 ... Chad graduated with degree in finance from Georgia.

GARRETT JOHNSON

DEFENSIVE LINE

6-3' ★ 295LBS ★ 1ST YEAR ★ 2ND YEAR W/PATRIOTS
ILLINOIS ★ SPEECH COMMUNICATIONS
ACQ. FA '00 ★ SIGNED W/PATRIOTS 1/5/00
BORN 12/31/75 ★ DELLEVILLE, IL

PRO: Originally signed with the Patriots as a rookie free agent (4/20/99) ... Waived from the Patriots (9/5/99) ... Signed to the Patriots practice squad (9/7/99) ... Released from the Patriots practice squad (9/29/99) ... Re-signed to the Patriots practice squad (12/7/99) ... Re-signed to the Patriots active roster (1/5/00) ... Allocated to the Barcelona Dragons of the NFL Europe league ... Totaled 21 tackles, including four sacks and one fumble recovery, during the 2000 NFL Europe season.

COLLEGE: Johnson was a four-year letterman who started 32 of 39 games ... Recorded 182 tackles (121 solos), eight-and-a-half sacks, 22 tackles for losses, four fumble recoveries and one forced fumble ... Established career-highs with 66 tackles (44 solos) and a team-high five-and-a-half sacks and 11 stops for losses while starting in all 11 games during senior season ... Earned Illini Rookie of the Year honors following a 45-tackle performance during the 1995 season.

PERSONAL: Garrett Johnson was born the son of Herschel and Donna Johnson ... Named to the *Champaign-Urbana News-Gazette* and *Chicago Sun-Times* first-team All-State squads at Delleville East (Ill.) High ... Three-year regular for high school's basketball team and competed in the shot put for the track team ... Father, Herschel was a defensive lineman for Illinois from 1966-68 ... Majored in speech communications.

GARRETT JOHNSON'S COLLEGE STATISTICS

		Tackles			Miscellenious				
Year	GP/GS	TT	UT	S	TFL	S	Yds	FR	FF
1995	11/5	45	27	18	5	2.0	10	1	0
1996	6/6	28	16	12	3	0.0	0	2	0
1997	11/10	43	29	14	3	1.0	11	0	1
1998	11/11	66	49	17	11	5.5	40	1	0
Totals	**39/32**	**182**	**121**	**61**	**22**	**8.5**	**61**	**4**	**1**

JAMES KIBBLE

PUNTER

5-10' ★ 195LBS ★ ROOKIE ★ 1ST YEAR W/PATRIOTS
VIRGINIA TECH ★ PHYSICAL EDUCATION
ACQ. RFA '00 ★ SIGNED W/PATRIOTS 4/19/00
BORN 10/25/77 ★ QUEENS, NY

COLLEGE: Kibble was a four-year letterman at Virginia Tech (1996-99) ... Ranks third on the school career-record lists with a 41.0 yard average, 180 punts and 7,372 yards ... Three-time first-team All-Big East ... Punted 46 times for 1765 yards (38.4 avg.) with 16 attempts downed inside-the-20-yard line in 1999 ... Only nine of his punts were returned ... Only 46 of his 86 kickoffs were returned, with 40 sailing out of the end zone ... Recorded five tackles on the punt coverage unit.

PERSONAL: James Joseph Kibble was born the son of Deborah and James Kibble on 10/25/77 in Queens, New York ... Lettered three seasons as a kicker and wide receiver at Osbourn Park (Manassas, Va.) High ... Booted a school-record 45-yard field goal on the last attempt of his prep career ... Made 57 of his 61 career PATs ... Honorable mention all-metro pick by *The Washington Post* ... Earned first-team all-district and all-area honors ... Played in the Chesapeake Football Classic following his senior year ... Also kicked three field goals in the Virginia high school all-star game, including a 55-yarder ... Played varsity soccer for four seasons and was named to the all-district first team as a senior ... James majored in physical education at Virginia Tech.

KELLY MALVEAUX

CORNERBACK

5-9' ★ 185LBS ★ 1ST YEAR ★ 1ST YEAR W/PATRIOTS
ARIZONA ★ PSYCHOLOGY
ACQ. FA '00 ★ SIGNED W/PATRIOTS 2/7/00
BORN 5/11/76 ★ BELLFLOWER, CA

PRO: Originally signed as rookie free agent by the San Francisco 49ers (4/24/98) but was later released (8/19/98) ... Signed to the 49ers practice squad (11/4/98) but was later released (11/17/98) ... Signed onto the 49ers practice squad (12/2/98) ... Re-signed by the 49ers (2/23/99) and was allocated to the Amsterdam Admirals of NFL Europe ... Led the Admirals with 61 tackles (57 solos) ... Released by the 49ers (9/6/99) ... Played with the Saskatchewan Rough Riders of the CFL during the 1999 season and recorded four defensive tackles and one special teams tackle ... Signed by the Patriots (2/7/00)

COLLEGE: Started 39 consecutive games at cornerback for Arizona ... Finished his career with 143 tackles, 35 passes defended and three interceptions ... Voted second-team All-Pac 10 as a sophomore ... Recorded a career-best seven solo tackles against Washington as a senior.

PERSONAL: Kelly Thomas Malveaux was born on May 11, 1976 in Bellflower, Calif. ... Honorable mention Best in West selection by *SuperPrep* magazine while attending Poly (Long Beach, Calif.) High ... Recorded a 10.69 time in the 100-yard dash as a senior... Kelly majored in psychology.

KELLY MALVEAUX'S COLLEGE STATISTICS

	Tackles			Misc.		
Year	**TT**	**UT**	**A**	**TFL**	**I**	**PD**
1994	28	24	4	1	1	6
1995	39	33	6	0	0	8
1996	44	34	10	2	1	11
1997	52	47	5	2	1	10
Totals	**163**	**138**	**25**	**5**	**3**	**35**

MARC MEGNA

LINEBACKER

6-2' ★ 245LBS ★ 1ST YEAR ★ 2ND YEAR W/PATRIOTS
RICHMOND ★ CRIMINAL JUSTICE
ACQ. FA '99 ★ RE-SIGNED W/PATRIOTS 2/29/00
BORN 7/30/76 ★ FALL RIVER, MA

PRO: Originally drafted by the New York Jets in the sixth round of the 1999 NFL Draft (183rd overall) ... Released by the N.Y. Jets (8/31/99) ... Signed to the Patriots practice squad (9/7/99) ... Activated from the practice squad (12/15/99) ... Listed among the Patriots inactives during the final three weeks of the season ... Allocated to the Barcelona Dragons of the NFL Europe League (2/14/00) ... Re-signed by the Patriots (2/29/00) ... Megna started 10 games at linebackers for the Dragons ... Recorded 49 tackles and five sacks, both ranked second on the club ... Led the Dragons defense with eight tackles against Amsterdam in Week Six.

COLLEGE: Megna was a four-year starter at Richmond (1995-98) ... Totaled 292 tackles while playing in 45 games ... Recorded 27 sacks during his final two seasons ... Voted consensus Division I-AA All-American following his senior season ... Named first-team All-Atlantic 10 twice ... Recorded 74 tackles and 13 sacks during his senior season ... Totaled four sacks vs. Massachusetts ... Posted a season-high 12 tackles, one sack and one interception against Virginia during the 1997 season ... Earned second-team All-Yankee conference selection as a sophomore, and was the league's only underclassmen to make first or second team all-defense.

PERSONAL: Marc Megna was born on July 30, 1976 in Fall River, Mass. ... Recorded 157 tackles as a senior at Durfee High in Fall River, Mass. ... Also caught 12 passes for 230 yards as a tight end during his junior year ... Named *Boston Globe* and *Boston Herald* all-scholastic player ... Voted all-district and all-region as a junior and senior ... Named all-state as a senior ... Captained both football and hockey teams ... Majored in criminal justice at Richmond ... Single.

MARC MEGNA'S COLLEGE STATISTICS

	Tackles				Miscellaneous				
Year	G	TT	UT	A	TFL	S	I	FF	FR
1995	11	62	27	35	8	1	0	1	0
1996	11	63	40	23	11	4	0	2	0
1997	11	93	61	32	13	14	1	3	1
1998	11	69	45	24	17	13	0	3	2
Totals	**44**	**287**	**173**	**114**	**49**	**32**	**1**	**9**	**3**



JOHN MUNCH

LINEBACKER

6-1' ★ 245LBS ★ 1ST YEAR ★ 1ST YEAR W/PATRIOTS
ILLINOIS WESLEYAN ★ ELEMENTARY EDUCATION
ACQ. FA '00 ★ SIGNED W/PATRIOTS 3/13/00
BORN 1/7/76 ★ GENOA, IL

PRO: Originally signed with the Jets as rookie free agent (4/23/98) but later released (8/24/98) ... Signed to the Jets practice squad (9/28/98) but later released (10/16/98) ... Signed to the Washington Redskins practice squad (11/25/98) but was later released (12/1/98) ... Signed by the St. Louis Rams (3/2/99) but was later released (6/14/99) ... signed with the Patriots on 3/13/00.

COLLEGE: Four-year letterman at Illinois Wesleyan ... Two-time Division II All-American (1996-97) ... Three-time College Conference of Illinois and Wisconsin first team selection ... Three-time IWU most valuable player ... Played in 38 games, started 29 during his collegiate career ... Recorded 299 tackles, five sacks and two interceptions ... Recipient of College Conference of Illinois and Wisconsin most outstanding defensive player award after posting 103 tackles his senior season.

PERSONAL: John Munch was born on Jan. 7, 1976 in Genoa, Ill. ... Voted most valuable freshman on the Illinois Wesleyan track team, breaking the school's 23-year old javelin record ... Honorable mention all-state his senior year at Sycamore (Genoa, Ill.) High ... Voted team captain, MVP and all-conference his senior year ... John majored in elementary education at Illinois Wesleyan.

JOHN MUNCH'S COLLEGE STATISTICS

	Tackles			Miscellaneous			
Year	TT	UT	A	TFL	S	I	YDS
1994	8	6	2	0	0	0	0
1995	82	44	38	4	2	1	0
1996	106	54	52	7	2	1	23
1997	103	47	56	7	1	0	0
Totals	**299**	**151**	**148**	**18**	**5**	**2**	**23**



LONIE PAXTON

LONG SNAPPER

6-2' ★ 260LBS ★ ROOKIE ★ 1ST YEAR W/PATRIOTS
SACRAMENTO STATE ★ COMMUNICATIONS STUDIES
ACQ. RFA '00 ★ SIGNED W/PATRIOTS 4/19/00
BORN 3/13/78 ★ ANAHEIM, CA

COLLEGE: Paxton was a four-year starter for Sacramento State (1996-99) ... Served as the Hornets long snapper and started along the offensive line ... Started at guard in 1999 and helped Sacramento State lead the Big Sky conference and rank 13th in Division 1-AA with a 234.2 rushing yards per game average ... They also ranked second in the conference with 470.3 total yards per game and ranked 10th in 1-AA ... In 1998, he was part of offensive line that blocked for the 1-AA rushing leader.

PERSONAL: Leonidas E. Paxton was born the son of Karyn and Lonie Paxton in Orange, Calif. on March 13, 1978 ... Served as the team captain for the Centennial (Carona, Calif.) High football team ... Both offensive and defensive starter for three seasons ... Earned rookie of the year honors as a freshman, junior of the year and lineman of the year as a senior ... Lonie majored in communication studies at Sacramento State.

SCOTT POSPISIL

DEFENSIVE END

6-2' ★ 280LBS ★ ROOKIE ★ 1ST YEAR W/PATRIOTS
IOWA ★ SOCIOLOGY
ACQ. RFA '00 ★ SIGNED W/PATRIOTS 4/19/00
BORN 11/30/76 ★ MT. VERNON, IA

COLLEGE: Pospisil was a one-year letterman at Iowa (1999) ... Played in all 11 games and started six during the 1999 season ... Ranked fourth on the team with 70 tackles (46 solos), including nine tackles behind the line of scrimmage and six sacks ... Set a career-high twice, with nine tackles against Iowa State and Northwestern ... Joined the team as a walk-on during spring practice in 1996.

PERSONAL: Scott Pospisil was born in Mt. Vernon, Iowa on Nov. 30, 1976 ... Named the *Des Moines Register* elite all-state team at center as a senior at Mt. Vernon (Iowa) High ... Played key role on both offense and defense as Mt. Vernon won Class 2A state titles his junior and senior seasons ... Named to coaches' all-state team as a junior and senior ... Also lettered in wrestling, track and baseball ... Scott majored in sociology at Iowa.

SCOTT POSPISIL'S COLLEGE STATISTICS

	Tackles				Miscellaneous			
Year	GP/GS	TT	S	A	TFL	YDS	S	YDS
1999	11/6	70	46	24	9	34	6.0	26



RODNEY RIDEAU

SAFETY

5-10' ★ 200LBS ★ ROOKIE ★ 1ST YEAR W/PATRIOTS
OKLAHOMA ★ SOCIOLOGY
ACQ. RFA '00 ★ SIGNED W/PATRIOTS 4/25/00
BORN 11/30/77 ★ OKLAHOMA CITY, OK

COLLEGE: Rideau earned four letters at Oklahoma (1996-99) ... Totaled 180 tackles (126 solos) during his college career, including seven tackles behind the line of scrimmage ... Finished second on the team with 111 tackles, setting a school record for tackles by a defensive back, during his senior season ... Led the Sooner defense with four interceptions ... Recorded five games with 10 or more tackles, including a single-game career-high with 20 tackles (14 solos) vs. Notre Dame in 1999.

PERSONAL: Rodney Lynn Rideau was born the son of Karen and Anthony Rideau in Midwest City, Okla. on Nov. 30, 1977 ... Led Midwest City (Okla.) High to a 28-0 record and back-to-back championships during his junior and senior seasons ... Named to the all-state, all-Mid State Conference and all-district teams ... Impact player on defense, offense and special teams ... Blocked three PATs and one field goal ... Rodney majored in sociology at Oklahoma.

RODNEY RIDEAU'S COLLEGE STATISTICS

		Tackles			Miscellaneous				
Year	GP	TT	S	A	TFL	YDS	I	FF	PD
1996	10	2	1	1	0	0	0	0	0
1997	11	29	21	8	0	0	0	0	0
1998	11	38	29	9	2	7	2	1	3
1999	11	111	75	36	5	9	4	1	8
Totals	**43**	**180**	**126**	**54**	**7**	**16**	**6**	**2**	**11**

NOEL SCARLETT

DEFENSIVE TACKLE

6-3' ★ 320LBS ★ 1ST YEAR ★ 1ST YEAR W/PATRIOTS
LANGSTON ★ CRIMINAL JUSTICE
ACQ. FA '00 ★ SIGNED W/PATRIOTS 1/5/00
BORN 1/21/74 ★ ATLANTA, GA

PRO: Originally drafted in the seventh round (236th overall) of the 1999 draft by the Minnesota Vikings ... Released by the Vikings (9/6/99) ... Signed to the Patriots practice squad (12/22/99) ... Released from the Patriots practice squad (12/29/99) ... Signed to the Patriots active roster (1/5/00) ... Allocated to the Scottish Claymores of the NFL Europe league ... Totaled 20 tackles, including two-and-a-half sacks during the 2000 NFL Europe season ... Scotland finished the season 6-4 and played the Rhine Fire in the 2000 World Bowl.

COLLEGE: Scarlett was a three-year letterman at Langston (1996-98) ... Totaled 120 tackles (93 solos), including 19 tackles behind the line of scrimmage and 17-and-a-half sacks during his collegiate career ... Led his team with a career-high nine-and-a-half sacks and nine tackles behind the line of scrimmage in 1998 ... Recorded a single-game career-high with three sacks against Oklahoma Panhandle State ... Named All-Oklahoma Intercollegiate Conference honorable mention twice (1996-97).

PERSONAL: Noel Scarlett was born Jan. 21, 1974 ... All-area and *Atlanta Journal-Constitution* Super Senior selection as a two-way lineman at Elbert County (Ga.) High ... Noel and his wife Naomi have two children, Joshua (1993) and Maelani (1998) ... Noel majored in criminal justice at Langston.

NOEL SCARLETTS'S COLLEGE STATISTICS

	Tackles			Miscellaneous			
Year	TT	S	A	TFL	S	FR	FF
1996	40	34	6	6	2.0	0	0
1997	40	34	6	4	6.0	1	1
1998	44	32	12	9	9.5	1	0
Totals	**124**	**100**	**24**	**19**	**17.5**	**2**	**1**

THAD SHELDON

LONG SNAPPER

6-2' ★ 250LBS ★ ROOKIE ★ 1ST YEAR W/PATRIOTS
IOWA ★ SCIENCE EDUCATION
ACQ. RFA '00 ★ SIGNED W/PATRIOTS 4/28/00
BORN 12/17/76 ★ MASON CITY, IA

COLLEGE: Sheldon was a two-year letterman at Iowa (1998-99) ... Served as the Hawkeyes long snapper in 1998-99 ... Earned academic all-Big Ten honors during both of his years with the Hawkeyes ... Joined the team as a walk-on from North Iowa Junior College ... Voted first-team all-district during both years in junior college and also earned all-American honors.

PERSONAL: Thad James Sheldon was born the son of Pat and Bill Sheldon in Mason City, Iowa on Dec. 17, 1976 ... Selected second-team all-state as a senior and junior and first-team all-conference during his three high school seasons ... Also lettered in wrestling and golf ... Placed fifth in state wrestling tournament as a senior ... Thad majored in science education at Iowa.

JAMEL SMITH

LINEBACKER

6-1' ★ 235LBS ★ ROOKIE ★ 1ST YEAR W/PATRIOTS
VIRGINIA TECH ★ SOCIOLOGY
ACQ. RFA '00 ★ SIGNED W/PATRIOTS 4/19/00
BORN 7/18/77 ★ COLUMBIA, SC

COLLEGE: Smith was a four-year letterman and a three-year starter for Virginia Tech (1996-99) ... Finished his career with 301 tackles, including 27 tackles behind the line of scrimmage and six sacks ... Voted Associated Press All-American second-team choice ... All-Big East Conference first-team selection ... Semi-finalist for the Dick Butkus Award, given to the nation's top linebacker ... Started all year at strongside inside linebacker and led the team with 89 tackles (52 solos) ... Credited with eight stops behind the line of scrimmage and one sack.

PERSONAL: Jamel Bobby Smith was born the son of Louise and James Smith on 7/18/77 in Columbia, South Carolina ... Helped Spring Valley (Columbia, S.C.) High to an 11-2 record and Region 4-AAAA title as a senior ... Posted 128 tackles along with a caused fumble, two fumble recoveries and an interception in 1994 ... Named to the Class AAAA All-State first-team at linebacker ... Started at inside linebacker for the South Carolina team in the Shrine Bowl game with North Carolina ... Majored in sociology at Virginia Tech.

JAMEL SMITH'S COLLEGE STATISTICS

		Tackles							Miscellaneous		
Year	**GP/GS**	**TT**	**S**	**A**	**TFL**	**YDS**	**S**	**YDS**	**I**	**FF**	**PD**
1996	10/1	21	12	9	1	3	1.0	13	0	1	1
1997	11/11	92	43	49	9	26	1.0	3	0	0	2
1998	11/11	99	58	41	9	12	3.0	21	2	0	5
1999	11/11	89	52	37	8	17	1.0	8	0	0	0
Totals	**43/34**	**301**	**165**	**136**	**27**	**58**	**6.0**	**45**	**2**	**1**	**8**

ROBERT TARDIO

TIGHT END

6-5' ★ 245LBS ★ 1ST YEAR ★ 1ST YEAR W/PATRIOTS
BOSTON COLLEGE ★ COMMUNICATIONS
ACQ. FA '00 ★ SIGNED W/PATRIOTS 2/29/00
BORN 3/17/77 ★ WYCKOFF, NJ

PRO: Originally signed with the Washington Redskins as a rookie free agent on (4/23/99) but was later released (9/6/99) ... Signed with the Patriots (2/29/00).

COLLEGE: Tardio earned four letters (1995-98) and caught 44 passes for 481 yards during his Boston College career ... Finished second among Eagle receivers with 33 catches for 332 yards and one touchdown during his senior season ... Opened his senior season with a season-high six receptions for 52 yards and one touchdown ... Set a season-high with 56 yards receiving on five catches vs. Navy.

PERSONAL: Robert Patrick Tardio was born the son of Cathy Lofberg and Bob Tardio on March 17, 1977 ... Played quarterback and led Ramapo High to its first undefeated season (11-0) and the Group III Section I state title in 1993 ... Completed 63 percent of his passes (71 of 112) for 1,163 yards, 15 touchdowns and only threw one interception ... Rushed for 10 touchdowns during his junior and senior season ... Also led Ramapo to the Group III state hoop crown as a senior ... Rob majored in communications at Boston College.

ROBERT TARDIO'S COLLEGE STATISTICS

	Receiving				
Year	Rec	Yds	Avg	LG	Td
1996	1	3	3.0	3t	1
1997	10	146	14.6	45	0
1998	33	332	10.1	26	1
Totals	**44**	**481**	**10.9**	**45**	**2**

KERRY TAYLOR

TIGHT END

6-2' ★ 255LBS ★ 1ST YEAR★ 1ST YEAR W/PATRIOTS
MASSACHUSETTS ★ FAMILY AND CONSUMER STUDIES
ACQ. FA '00 ★ SIGNED W/PATRIOTS 1/5/00
BORN 1/24/77 ★ MANSFIELD, MA

PRO: Originally signed by the Detroit Lions as a rookie free agent (4/28/99) but was later released (9/6/99) ...Signed onto the Patriots practice squad (9/7/99) ... Signed onto the Patriots active roster (1/5/00).

COLLEGE: Taylor was a two-year starter for Massachusetts (1997-98) ... Helped lead the Minutemen to the 1998 Division I-AA national championship ... Finished his college career ranked in the top ten in receptions (third, 100), receiving touchdowns (fifth, 13) and receiving yards (ninth, 1,098) on the Massachusetts career lists ... Named first-team Division I-AA All-America in 1998 by the American Football Coaches Association, The Sports Network and the Walter Camp Foundation ... Voted first-team All-Atlantic 10 selection during his final two seasons (1997-98) ... Recorded 74 receptions, 854 yards and five touchdowns during his senior season ... His reception total was the second-highest single-season mark in school history and his yardage total was fourth in Massachusetts history.

PERSONAL: Kerry Peter Taylor was born the son of Donna Taylor and Peter Osborne Jan. 24, 1977 ... He caught 42 passes for 750 yards and 10 touchdowns on offense at Mansfield (Mass.) High ... He also recorded 60 tackles and 12 sacks at defensive end ... Placed third in the triple jump at the New England Championships during his senior season in 1994 ... Established a school record in the long jump of 20'4" ... Kerry majored in family and consumer studies at Massachusetts.

KERRY TAYLOR'S COLLEGE STATISTICS

	Receiving				
Year	Rec	Yds	Avg	LG	Td
1995	1	9	9.0	9t	1
1996	3	17	5.7	13	1
1997	22	218	9.9	26	6
1998	74	854	11.5	40	5
Totals	**100**	**1,098**	**11.0**	**40**	**13**



MAUGAULA TUITELE

LINEBACKER

6-2' ★ 255LBS ★ ROOKIE ★ 1ST YEAR W/PATRIOTS
COLORADO STATE ★ LIBERAL ARTS
ACQ. RFA '00 ★ SIGNED W/PATRIOTS 4/19/00
BORN 5/26/78 ★ TORRANCE, CA

COLLEGE: Tuitele was a four-year letterman at Colorado State (1996-99) ... Named first team All-Mountain West conference in 1999 ... Finished his college career with 209 tackles (124 solos), including eight tackles behind the line of scrimmage, three sacks and four interceptions ... Led the Rams with 109 tackles, four behind the line of scrimmage and two sacks while starting in 11 games in 1999 ... Recorded double-digit tackle totals in nine games, including a career-best 23 vs. Nevada ... Named the conference's defensive player of the week when he recorded 17 tackles (10 solos) and one interception against Wyoming.

PERSONAL: Maugaula (pronounced: Mow-ga-oola) N. Tuitele was born the son of Gafanua and Saga Tuitele in Torrance, Calif. on May 26, 1978 ... Led Pacific (Calif.) High in tackles all three years as a starter ... Named all-conference twice and named all-state as a senior ... Played fullback on offense and gained over 700 yards with 12 touchdowns as senior ... Also lettered in basketball and track and field in high school ... Maugaula majored in liberal arts at Colorado State.

MAUGAULA TUITELE'S COLLEGE STATISTICS

	Tackles								
Year	GP	TT	S	A	TFL	YDS	S	YDS	I
1996	7	8	5	3	1	4	0	0	0
1997	12	36	19	17	1	1	0	0	0
1998	12	46	33	13	2	5	1	4	1
1999	10	119	67	52	4	38	2	6	3
Totals	**41**	**209**	**124**	**85**	**8**	**48**	**3**	**10**	**4**

RYAN TUJAGUE

TACKLE

6-5' ★ 300LBS ★ ROOKIE ★ 1ST YEAR W/PATRIOTS
WASHINGTON STATE ★ CRIMINAL JUSTICE
ACQ. RFA '00 ★ SIGNED W/PATRIOTS 4/19/00
BORN 7/2/76 ★ THOUSAND OAKS, CA

COLLEGE: Tujague earned two letters at Washington State (1998-99) ... Manned the left tackle position and delivered 62 knockdowns for an offense that generated 4,100 yards, an average of 341.7 yards per game in 1999 ... Played in every game during the 1998 season, starting all but the finale against Washington ... Posted 54 knockdowns as the team averaged 373.9 yards per game ... Transferred from Chabot (Calif.) College.

PERSONAL: Ryan Scott Tujague (pronounced: Two-jay) was born the son of Ron and Maureen Tujague on July 2, 1976 in Thousand Oaks, Calif. ... Earned four varsity football letters Amador Valley (Pleasanton, Calif.) High, playing on both offense and defense ... Older brother, Garett, played football at Brigham Young and younger brother, Brett, played football at Sacramento State University ... Majored in criminal justice at Washington State.

MARTINEZ WILLIAMS

WIDE RECEIVER

5-11' ★ 170LBS ★ ROOKIE ★ 1ST YEAR W/PATRIOTS
NEW MEXICO ★ PSYCHOLOGY
ACQ. RFA '00 ★ SIGNED W/PATRIOTS 4/19/00
BORN 8/10/77 ★ MONTGOMERY, AL

COLLEGE: Williams was a four-year letterman at New Mexico (1996-99) ... Totaled 116 receptions for 1,402 yards (12.1 avg.) and scored seven touchdowns during his collegiate career ... Led the Lobos and was tied for the Mountain West Conference lead with 60 catches for 609 yards (10.1 avg.) in 1999 ... Set a career-high with 11 catches for 155 yards against UNLV (10/30/99) ... Also led New Mexico in 1998 with 49 catches, 760 yards and seven touchdowns ... Set a career-high with 172 yards receiving vs. the Bulldogs in 1998.

PERSONAL: Martinez Tremaine Williams was born the son of Morris and Velda Williams on August 10, 1977 in Montgomery, Ala. ... Voted second-team all-state and led the city with 40 catches for 458 yards and nine touchdowns at Highland High in Albuquerque, NM ... Also recorded 52 rushes for 465 yards and three touchdowns ... Returned two kickoffs and a punt for a score ... Also lettered in basketball ... Majored in psychology at New Mexico.

MARTINEZ WILLIAMS' COLLEGE STATISTICS

	Receiving					
Year	GP/GS	Rec	Yds	Avg.	LG	TD
1996	5/0	2	11	5.5	14	0
1997	5/0	5	22	4.4	9	0
1998	12/3	49	760	15.5	87	7
1999	11/11	60	609	10.1	41	0
Totals	**33/14**	**116**	**1,402**	**12.1**	**87**	**7**

MIKE WOODS

CORNERBACK

5-9' ★ 190LBS ★ ROOKIE ★ 1ST YEAR W/PATRIOTS
OKLAHOMA ★ SOCIOLOGY
ACQ. RFA '00 ★ SIGNED W/PATRIOTS 4/25/00
BORN 9/23/76 ★ OKLAHOMA CITY, OK

COLLEGE: Woods was a four-year letterman at Oklahoma (1996-99) ... Recorded 166 career tackles (128 solos), including five tackles behind the line of scrimmage, three fumbles recovered and two forced fumbles ... Also recorded six interceptions and 37 pass deflections, a school record ... Finished second behind fellow Patriots rookie free agent Rodney Rideau on the Sooner defense with three interceptions, including a 43-yard return for a touchdown ... Also recorded 49 tackles, including a single-game career-high of 12 tackles vs. Texas during his senior season.

PERSONAL: Michael J. Woods was born the son of Shirley Richardson on September 23, 1976 in Oklahoma City, Okla. ... Named to the all-state, all-Mid State Conference, all-big city and all-district teams ... Started on both sides of the ball, totaling 1,562 rushing yards and 20 touchdowns, as well as 76 tackles and two interceptions during his senior season ... Also a three-year starter on the basketball and track teams ... Mike majored in sociology at Oklahoma.

MIKE WOODS' COLLEGE STATISTICS

		Tackles			Miscellaneous					
Year	GP	TT	S	A	TFL	YDS	I	FF	FR	PD
1996	10	34	27	7	0	0	0	1	1	0
1997	12	54	44	10	3	16	1	0	1	10
1998	10	29	21	8	1	5	2	0	0	10
1999	11	49	36	13	1	4	3	1	1	17
Totals	**43**	**166**	**128**	**38**	**5**	**25**	**6**	**2**	**3**	**37**

2000 FIRST YEAR/ROOKIE FREE AGENT ROSTER

#	Name	Pos.	Ht.	Wt.	Born	Yr.	College	H.S. Hometown
72	Anderson, Maurice	DT	6-3	280	01/19/75	R	Virginia	Blackstone, Va.
75	Beadles, Terrance	G	6-3	300	04/27/76	R	Arkansas-Pine Bluff	Atlanta, Ga.
16	Bumgardner, Matt	WR	6-1	195	04/02/77	R	Texas A&M	Luling, Texas
74	Davis, Adam	G	6-4	300	01/11/77	R	Oklahoma State	Hobart, Okla.
19	Davis, Shockmain	WR	6-0	205	08/20/77	R	Angelo State	Port Arthur, Texas
46	Eitzmann, Chris	TE	6-5	255	04/01/77	R	Harvard	Hardy, Neb.
51	Eskridge, John	LB	6-3	235	05/03/76	R	SW Missouri State	Riverview, Fla.
69	Gatrell, Rob	G	6-5	300	03/14/77	R	Fresno State	Brentwood, Calif.
74	Grimes, Reggie	DT	6-4	290	11/07/76	R	Alabama	Nashville, Tenn.
3	Holleman, Chad	K	5-11	200	08/09/76	R	Georgia	Marietta, Ga.
60	Johnson, Garrett	DT	6-3	295	12/31/75	1	Illinois	Delleville, Ill.
5	Kibble, James	P	5-10	195	10/25/77	R	Virginia Tech	Manassas, Va.
22	Malveaux, Kelly	DB	5-9	185	05/11/76	1	Arizona	Bellflower, Calif.
96	Megna, Marc	LB	6-2	245	07/30/76	1	Richmond	Fall River, Mass.
62	Paxton, Lonie	LS	6-2	260	03/13/78	R	Sacramento State	Corona, Calif.
75	Pospisil, Scott	DE	6-2	280	11/30/76	R	Iowa	Mt. Vernon, Iowa
39	Rideau, Rodney	S	5-10	200	11/30/77	R	Oklahoma	Midwest City, Okla.
97	Scarlett, Noel	DT	6-3	320	01/21/74	1	Langston	Ft. Lauderdale, Fla.
61	Sheldon, Thad	LS	6-2	250	12/17/76	R	Iowa	Mason City, Iowa
45	Smith, Jamel	LB	6-1	235	07/18/77	R	Virginia Tech	Columbia, S.C.
48	Tardio, Robert	TE	6-5	245	03/17/77	1	Boston College	Franklin Lakes, N.J.
49	Taylor, Kerry	TE	6-2	255	01/24/77	1	Massachusetts	Mansfield, Mass.
58	Tuitele, Maugaula	LB	6-2	255	05/26/78	R	Colorado State	San Bernardino, Calif.
72	Tujague, Ryan	T	6-5	300	07/02/76	R	Washington State	Thousands Oaks, Calif.
15	Williams, Martinez	WR	5-11	170	08/10/77	R	New Mexico	Montgomery, Ala.
27	Woods, Mike	CB	5-9	190	09/23/76	R	Oklahoma	Del City, Okla.

2000 NEW ENGLAND PATRIOTS CONTRACT STATUS

Name	Pos	Born	Yr	Last Year
Andersen, Jason	C	9/3/75	3	2000
Anderson, Maurice	DT	1/19/75	R	2000
Bumgardner, Matt	WR	4/2/77	R	2000
Carter, Chris	DB	9/27/74	4	2000
Carter, Tony	RB	8/23/72	7	2000
Davis, Adam	G	1/11/77	R	2000
Davis, Shockmain	WR	8/20/77	R	2000
Eaton, Chad	NT	4/6/72	4	2000
Eitzmann, Chris	TE	4/1/77	R	2000
Ellis, Ed	T	10/13/75	4	2000
Eskridge, John	LB	5/3/76	R	2000
Floyd, Chris	RB	6/23/75	3	2000
Gaiter, Tony	WR	7/15/74	2	2000
Gatrell, Rob	G	3/14/77	R	2000
Gilliard, Cory	DB	10/10/74	2	2000
Grimes, Reggie	DE	11/7/76	R	2000
Holleman, Chad	K	8/9/76	R	2000
Johnson, Garrett	DT	12/31/75	1	2000
Kibble, Jimmy	P	10/25/77	R	2000
Malveaux, Kelly	DB	5/11/76	1	2000
Megna, Marc	LB	7/30/76	1	2000
Mitchell, Brandon	DT	6/19/75	4	2000
Morey, Sean	WR	2/26/76	1	2000
Paxton, Lonie	C	3/13/78	R	2000
Pospisil, Scott	DE	11/30/76	R	2000
Rideau, Rodney	DB	11/30/77	R	2000
Scarlett, Noel	DT	1/21/74	1	2000
Serwanga, Kato	DB	7/23/76	2	2000
Shaw, Harold	RB	9/3/74	3	2000
Sheldon, Thad	C	12/17/76	R	2000
Smith, Jamel	LB	7/18/77	R	2000
Spires, Greg	DE	8/12/74	3	2000
Taylor, Kerry	TE	1/24/77	1	2000
Tuitele, Maugaula	LB	5/26/78	R	2000
Tujague, Ryan	T	7/2/76	R	2000
Williams, Martinez	WR	8/10/77	R	2000
Woods, Mike	DB	9/23/76	R	2000
Bailey, Aaron	WR	10/24/71	6	2001
Beadles, Terrance	G	4/27/76	R	2001
Bishop, Michael	QB	5/15/76	2	2001
Bjornson, Eric	TE	12/15/71	6	2001
Bledsoe, Drew	QB	2/14/72	8	2001
Brisby, Vincent	WR	1/25/71	8	2001
Bruschi, Tedy	LB	6/9/73	5	2001
Fletcher, Derrick	G	9/9/75	2	2001
Friesz, John	QB	6/19/67	11	2001
George, Tony	DB	8/10/75	2	2001
Glenn, Terry	WR	7/23/74	5	2001
Harris, Raymont	RB	12/23/70	5	2001
Johnson, Lee	P	11/27/61	16	2001
Langham, Antonio	DB	7/31/72	7	2001
Munch, John	LB	1/7/76	1	2001
Rutledge, Rod	TE	8/12/75	3	2001
Scott, Lance	C	2/15/72	6	2001
Simmons, Tony	WR	12/8/74	3	2001
Slade, Chris	LB	1/30/71	8	2001
Tardio, Robert	TE	3/17/77	1	2001
Thomas, Henry	NT	1/12/65	14	2001
Vinatieri, Adam	K	12/28/72	5	2001
Williams, Grant	T	5/10/74	5	2001
Edwards, Robert	RB	10/2/74	2	2002
Jones, Tebucky	DB	10/6/74	3	2002
Katzenmoyer, Andy	LB	12/2/77	2	2002
Lane, Max	T	2/22/71	7	2002
McGinest, Willie	DE	12/11/71	7	2002
Rucci, Todd	G	7/14/70	8	2002
Whigham, Larry	DB	6/23/72	7	2002
Faulk, Kevin	RB	6/5/76	2	2003
Johnson, Ted	LB	12/4/72	6	2003
Woody, Damien	C	11/3/77	2	2003
Brown, Troy	WR	7/2/71	8	2004
Law, Ty	DB	2/10/74	6	2005
Milloy, Lawyer	DB	11/14/73	5	2006

2000 Draft Class

Klemm, Adrian	T	5/21/77	R	____
Redmond, J.R.	RB	9/28/77	R	____
Robinson-Randall, Greg	T	6/23/78	R	____
Stachelski, Dave	TE	3/1/77	R	____
Marriott, Jeff	DT	3/3/77	R	____
Harris, Antwan	CB	5/29/77	R	____
Brady, Tom	QB	8/3/77	R	____
Nugent, David	DT	10/27/77	R	____
Tisdale, Casey	LB	6/18/76	R	____
Pass, Patrick	RB	12/31/77	R	____

2000 NEW ENGLAND PATRIOTS NUMERICAL ROSTER

Ages as of 7/15/00

#	NAME	POS	HT	WT	AGE	YR	COLLEGE	HOW ACQ.	G/S/DNP/I
1	Tony Hamler	WR	6-0	185	24	1	Morehouse	CW (Mia.)	-/-/-/-
3	Chad Holleman	K	5-11	200	23	R	Georgia	FA-00	-/-/-/-
4	Adam Vinatieri	K	6-0	200	26	5	South Dakota State	FA-96	16/0/0/0
5	James Kibble	P	5-10	195	22	R	Virginia Tech	FA-00	-/-/-/-
7	Michael Bishop	QB	6-2	215	24	2	Kansas State	D7a-99	0/0/1/15
10	Lee Johnson	P	6-2	200	38	16	Brigham Young	FA-99	16/0/0/0
11	Drew Bledsoe	QB	6-5	240	28	8	Washington State	D1-93	16/16/0/0
12	Tom Brady	QB	6-4	210	22	R	Michigan	D6b-00	-/-/-/-
14	Tony Gaiter	WR	5-8	175	26	2	Miami (Fla.)	FA-00	-/-/-/-
15	Martinez Williams	WR	5-11	170	22	R	New Mexico	FA-00	-/-/-/-
16	Matt Bumgardner	WR	6-1	195	23	R	Texas A&M	FA-00	-/-/-/-
17	John Friesz	QB	6-4	220	33	11	Idaho	UFA (SEA)-99	1/0/15/0
18	Aaron Bailey	WR	5-10	190	28	6	Louisville	FA-00	-/-/-/-
19	Shockmain Davis	WR	6-0	205	22	R	Angelo State	FA-00	-/-/-/-
21	J.R. Redmond	RB	5-11	210	22	R	Arizona State	D3-00	-/-/-/-
22	Kelly Malveaux	DB	5-9	185	24	1	Arizona	FA-00	-/-/-/-
23	Antwan Harris	CB	5-9	190	23	R	Virginia	D6a-00	-/-/-/-
24	Ty Law	CB	5-11	200	26	6	Michigan	D1-95	13/13/0/2
25	Larry Whigham	S	6-2	210	28	7	N.E. Louisiana	FA-94	16/0/0/0
26	Cory Gilliard	S	6-0	215	24	2	Ball State	FA-99	0/0/0/0
27	Mike Woods	CB	5-9	190	23	R	Oklahoma	FA-00	-/-/-/-
28	Raymont Harris	RB	6-0	230	29	5	Ohio State	FA-00	-/-/-/-
30	Tony Carter	FB	6-0	235	27	7	Minnesota	UFA (CHI)-98	16/14/0/0
31	Kato Serwanga	CB	6-0	200	23	2	California	FA-98	16/3/0/0
33	Kevin Faulk	RB	5-8	200	24	2	Louisiana State	D2-99	11/2/0/2
34	Tebucky Jones	CB	6-2	220	25	3	Syracuse	D1b-98	11/2/1/3
35	Patrick Pass	RB	5-10	215	22	R	Georgia	D7b-00	-/-/-/-
36	Lawyer Milloy	S	6-0	210	26	5	Washington	D2-96	16/16/0/0
37	Chris Floyd	FB	6-2	235	25	3	Michigan	D3a-98	13/0/0/3
38	Antonio Langham	CB	6-0	190	27	7	Alabama	FA-00	-/-/-/-
39	Rodney Rideau	S	5-10	200	22	R	Oklahoma	FA-00	-/-/-/-
41	Tony George	S	5-11	205	24	2	Florida	D3-99	16/1/0/0
42	Chris Carter	S	6-2	210	25	4	Texas	D3b-97	15/15/0/1
44	Harold Shaw	FB	6-0	230	25	3	Southern Mississippi	D6-98	8/0/0/8
45	Jamel Smith	LB	6-1	235	22	R	Virginia Tech	FA-00	-/-/-/-
46	Chris Eitzmann	TE	6-5	255	23	R	Harvard	FA-00	-/-/-/-
47	Robert Edwards	RB	5-11	220	24	2	Georgia	D1a-98	0/0/0/0
48	John Eskridge	LB	6-3	235	24	R	SW Missouri State	FA-00	-/-/-/-
48	Rob Tardio	TE	6-5	245	23	1	Boston College	FA-00	-/-/-/-
49	Kerry Taylor	TE	6-2	255	23	1	Massachusetts	FA-00	-/-/-/-
50	John Munch	LB	6-1	245	24	1	Illinois Wesleyan	FA-00	-/-/-/-
51	Chad Cascadden	LB	6-1	240	28	6	Wisconsin	FA-00	-/-/-/-
52	Ted Johnson	MLB	6-4	255	27	6	Colorado	D2-95	5/5/0/11
53	Chris Slade	OLB	6-5	250	29	8	Virginia	D2a-93	16/16/0/0
54	Tedy Bruschi	OLB	6-1	245	27	5	Arizona	D3-96	14/14/0/2
55	Willie McGinest	DE	6-5	270	28	7	Southern Cal	D1-94	16/16/0/0
58	Maugaula Tuitele	LB	6-2	255	22	R	Colorado State	FA-00	-/-/-/-

2000 NEW ENGLAND PATRIOTS NUMERICAL ROSTER (CONT.)

#	NAME	POS	HT	WT	AGE	YR	COLLEGE	HOW ACQ.	G/S/DNP/I
59	Andy Katzenmoyer	LB	6-3	255	22	2	Ohio State	D1b-99	16/11/0/0
60	Garrett Johnson	DT	6-3	295	24	1	Illinois	FA-00	-/-/-/-
61	Thad Sheldon	LS	6-2	250	23	R	Iowa	FA-00	-/-/-/-
62	Lonie Paxton	LS	6-2	260	22	R	Sacramento State	FA-00	-/-/-/-
63	Lance Scott	C/G	6-3	300	28	6	Utah	FA-00	-/-/-/-
64	Derrick Fletcher	G/T	6-6	355	24	2	Baylor	D5-99	0/0/1/15
65	Damien Woody	C	6-3	315	22	2	Boston College	D1a-99	16/16/0/0
66	Ed Ellis	T	6-7	325	24	4	Buffalo	D4b-97	1/1/7/8
67	Jason Andersen	C	6-6	305	24	3	Brigham Young	D7-98	11/0/5/0
68	Max Lane	T/G	6-6	310	29	7	Navy	D6b-94	16/6/0/0
69	Rob Gatrell	G	6-5	300	23	R	Fresno State	FA-00	-/-/-/-
70	Adrian Klemm	T	6-3	310	23	R	Hawaii	D2-00	-/-/-/-
71	Todd Rucci	G	6-5	305	30	8	Penn State	D2b-93	16/15/0/0
72	Maurice Anderson	DT	6-3	280	25	R	Virginia	FA-00	-/-/-/-
72	Ryan Tujague	T	6-5	300	24	R	Washington State	FA-00	-/-/-/-
74	Adam Davis	G	6-4	300	23	R	Oklahoma State	FA-00	-/-/-/-
74	Reggie Grimes	DT	6-4	300	23	R	Alabama	FA-00	-/-/-/-
75	Terrance Beadles	G	6-3	300	24	R	Arkansas-Pine Bluff	FA-00	-/-/-/-
75	Scott Pospisil	DE	6-2	280	23	R	Iowa	FA-00	-/-/-/-
76	Grant Williams	T	6-7	325	26	5	Louisiana Tech	UFA (SEA)-00	-/-/-/-
77	Greg Robinson-Randall	T	6-5	315	22	R	Michigan State	D4-00	-/-/-/-
80	Troy Brown	WR	5-10	190	29	8	Marshall	D8-93	13/1/1/2
81	Tony Simmons	WR	6-1	210	25	3	Wisconsin	D2a-98	15/1/1/0
82	Vincent Brisby	WR	6-3	200	29	8	N.E. Louisiana	D2c-93	12/1/0/4
83	Rod Rutledge	TE	6-5	270	24	3	Alabama	D2b-98	16/2/0/0
84	Dave Stachelski	TE	6-3	245	23	R	Boise State	D5a-00	-/-/-/-
85	Sean Morey	WR	5-11	190	24	1	Brown	D7b-99	2/0/0/3
86	Eric Bjornson	TE	6-4	240	28	6	Washington	UFA (DAL)-00	-/-/-/-
88	Terry Glenn	WR	5-11	195	25	5	Ohio State	D1-96	14/13/0/2
90	Chad Eaton	DT	6-5	300	28	4	Washington State	FA-96	16/16/0/0
92	David Nugent	DT	6-4	300	22	R	Purdue	D6c-00	-/-/-/-
93	Jeff Marriott	DT	6-4	300	23	R	Missouri	D5b-00	-/-/-/-
94	Greg Spires	DE	6-1	265	25	3	Florida State	D3b-98	11/0/0/2
95	Henry Thomas	DT	6-2	275	35	14	Louisiana State	FA-97	16/16/0/0
96	Marc Megna	LB	6-2	245	23	1	Richmond	FA-99	0/0/0/3
97	Noel Scarlett	DT	6-3	320	26	1	Langston	FA-00	-/-/-/-
98	Brandon Mitchell	DE	6-3	285	25	4	Texas A&M	D2-97	16/16/0/0
99	Casey Tisdale	DE/LB	6-4	255	24	R	New Mexico	D7a-00	-/-/-/-

HEAD COACH: BILL BELICHICK

ASSISTANTS: Jeff Davidson, Assistant Offensive Line; Ivan Fears, Wide Receivers; Eric Mangini, Defensive Backs; Randy Melvin, Defensive Line; Markus Paul, Assistant Strength and Conditioning; Dick Rehbein, Quarterbacks; Rob Ryan, Linebackers; Dante Scarnecchia, Assistant Head Coach/Offensive Line; Brad Seely, Special Teams; DeWayne Walker, Defensive Assistant; Charlie Weis, Offensive Coordinator/Running Backs; Mike Woicik, Strength and Conditioning

2000 NEW ENGLAND PATRIOTS ALPHABETICAL ROSTER

#	NAME	POS	HT	WT	BORN	YR	COLLEGE	H.S. HOMETOWN
67	Andersen, Jason	C	6-6	305	09/03/75	3	Brigham Young	San Jose, Calif.
72	Anderson, Maurice	DT	6-3	280	01/19/75	R	Virginia	Blackstone, Va.
18	Bailey, Aaron	WR	5-10	190	10/24/71	6	Louisville	Ann Arbor, Mich.
75	Beadles, Terrance	G	6-3	300	04/27/76	R	Arkansas-Pine Bluff	Atlanta, Ga.
7	Bishop, Michael	QB	6-2	215	05/15/76	2	Kansas State	Willis, Texas
86	Bjornson, Eric	TE	6-4	240	12/15/71	6	Washington	Oakland, Calif.
11	Bledsoe, Drew	QB	6-5	240	02/14/72	8	Washington State	Walla Walla, Wash.
12	Brady, Tom	QB	6-4	210	08/03/77	R	Michigan	San Mateo, Calif.
82	Brisby, Vincent	WR	6-3	200	01/25/71	8	N.E. Louisiana	Houston, Texas
80	Brown, Troy	WR	5-10	190	07/02/71	8	Marshall	Blackville, S.C.
54	Bruschi, Tedy	OLB	6-1	245	06/09/73	5	Arizona	Roseville, Calif.
16	Bumgardner, Matt	WR	6-1	195	04/02/77	R	Texas A&M	Luling, Texas
42	Carter, Chris	FS	6-2	210	09/27/74	4	Texas	Tyler, Texas
30	Carter, Tony	FB	6-0	235	08/23/72	7	Minnesota	Columbus, Ohio
51	Cascadden, Chad	LB	6-1	240	05/14/72	6	Wisconsin	Two Rivers, Wis.
74	Davis, Adam	G	6-4	300	01/11/77	R	Oklahoma State	Hobart, Okla.
19	Davis, Shockmain	WR	6-0	205	08/20/77	R	Angelo State	Port Arthur, Texas
90	Eaton, Chad	NT	6-5	300	04/06/72	4	Washington State	Puyallup, Wash.
47	Edwards, Robert	RB	5-11	220	10/02/74	2	Georgia	Tennille, Ga.
46	Eitzmann, Chris	TE	6-5	255	04/01/77	R	Harvard	Hardy, Neb.
66	Ellis, Ed	T	6-7	325	10/13/75	4	Buffalo	Hamden, Conn.
48	Eskridge, John	LB	6-3	235	05/03/76	R	SW Missouri State	Riverview, Fla.
33	Faulk, Kevin	RB	5-8	200	06/05/76	2	Louisiana State	Carencro, La.
64	Fletcher, Derrick	G/T	6-6	355	09/09/75	2	Baylor	Aldine, Texas
37	Floyd, Chris	FB	6-2	235	06/23/75	3	Michigan	Detroit, Mich.
17	Friesz, John	QB	6-4	220	05/19/67	11	Idaho	Missoula, Mt.
14	Gaiter, Tony	WR	5-8	175	07/15/74	2	Miami (Fla.)	Miami, Fla.
69	Gatrell, Rob	G	6-5	300	03/14/77	R	Fresno State	Brentwood, Calif.
41	George, Tony	S	5-11	205	08/10/75	2	Florida	Cincinnati, Ohio
26	Gilliard, Cory	S	6-0	215	10/10/74	2	Ball State	Bronx, N.Y.
88	Glenn, Terry	WR	5-11	195	07/23/74	5	Ohio State	Columbus, Ohio
74	Grimes, Reggie	DT	6-4	290	11/07/76	R	Alabama	Nashville, Tenn.
1	Hamer, Tony	WR	6-0	185	08/13/75	1	Morehouse	Miami, Fla.
23	Harris, Antwan	CB	5-9	190	05/29/77	R	Virginia	Raleigh, N.C.
28	Harris, Raymont	RB	6-0	230	12/23/70	5	Ohio State	Lorain, Ohio
3	Holleman, Chad	K	5-11	200	08/09/76	R	Georgia	Marietta, Ga.
60	Johnson, Garrett	DT	6-3	295	12/31/75	1	Illinois	Delleville, Ill.
10	Johnson, Lee	P	6-2	200	11/27/61	16	Brigham Young	Conroe, Texas
52	Johnson, Ted	MLB	6-4	255	12/04/72	6	Colorado	Alameda, Calif.
34	Jones, Tebucky	CB	6-2	220	10/06/74	3	Syracuse	New Britain, Conn.
59	Katzenmoyer, Andy	LB	6-3	255	12/02/77	2	Ohio State	Westerville, Ohio
5	Kibble, James	P	5-10	195	10/25/77	R	Virginia Tech	Manassas, Va.
70	Klemm, Adrian	T	6-3	310	05/21/77	R	Hawaii	Santa Monica, Calif.
68	Lane, Max	T/G	6-6	310	02/22/71	7	Navy	Norborne, Mo.
38	Langham, Antonio	CB	6-0	190	07/31/72	7	Alabama	Town Creek, Ala.
24	Law, Ty	CB	5-11	200	02/10/74	6	Michigan	Aliquippa, Pa.
22	Malveaux, Kelly	DB	5-9	185	05/11/76	1	Arizona	Bellflower, Calif.

2000 NEW ENGLAND PATRIOTS ALPHABETICAL ROSTER CONT.

#	NAME	POS	HT	WT	BORN	YR	COLLEGE	H.S. HOMETOWN
93	Marriott, Jeff	DT	6-4	300	03/03/77	R	Missouri	Chillicothe, Mo.
55	McGinest, Willie	DE	6-5	270	12/11/71	7	Southern Cal	Long Beach, Calif.
96	Megna, Marc	LB	6-2	245	07/30/76	1	Richmond	Fall River, Mass.
36	Milloy, Lawyer	SS	6-0	210	11/14/73	5	Washington	Tacoma, Wash.
98	Mitchell, Brandon	DE	6-3	285	06/19/75	4	Texas A&M	Abbeville, La.
85	Morey, Sean	WR	5-11	190	02/26/76	1	Brown	Marshfield, Mass.
50	Munch, John	LB	6-1	245	01/07/76	1	Illinois Wesleyan	Genoa, Ill.
92	Nugent, David	DT	6-4	300	10/27/77	R	Purdue	Collierville, Tenn.
35	Pass, Patrick	RB	5-10	215	12/31/77	R	Georgia	Tucker, Ga.
62	Paxton, Lonie	LS	6-2	260	03/13/78	R	Sacramento State	Corona, Calif.
75	Pospisil, Scott	DE	6-2	280	11/30/76	R	Iowa	Mt. Vernon, Iowa
21	Redmond, J.R.	RB	5-11	210	09/28/77	R	Arizona State	Carson, Calif.
39	Rideau, Rodney	S	5-10	200	11/30/77	R	Oklahoma	Midwest City, Okla.
77	Robinson-Randall, Greg	T	6-5	315	06/23/78	R	Michigan State	La Marque, Texas
71	Rucci, Todd	G	6-5	305	07/14/70	8	Penn State	Upper Darby, Pa.
83	Rutledge, Rod	TE	6-5	270	08/12/75	3	Alabama	Birmingham, Ala.
97	Scarlett, Noel	DT	6-3	320	01/21/74	1	Langston	Ft. Lauderdale, Fla.
63	Scott, Lance	C/G	6-3	300	02/15/72	6	Utah	Salt Lake City, Utah
31	Serwanga, Kato	CB	6-0	200	07/23/76	2	California	Sacramento, Calif.
44	Shaw, Harold	FB	6-0	230	09/03/74	3	Southern Mississippi	Magee, Miss.
61	Sheldon, Thad	LS	6-2	250	12/17/76	R	Iowa	Mason City, Iowa
81	Simmons, Tony	WR	6-1	210	12/08/74	3	Wisconsin	Chicago, Ill.
53	Slade, Chris	OLB	6-5	250	01/30/71	8	Virginia	Newport News, Va.
45	Smith, Jamel	LB	6-1	235	07/18/77	R	Virginia Tech	Columbia, S.C.
94	Spires, Greg	DE	6-1	265	08/12/74	3	Florida State	Cape Coral, Fla.
84	Stachelski, Dave	TE	6-3	245	03/01/77	R	Boise State	Marysville, Wash.
48	Tardio, Robert	TE	6-5	245	03/17/77	1	Boston College	Franklin Lakes, N.J.
49	Taylor, Kerry	TE	6-2	255	01/24/77	1	Massachusetts	Mansfield, Mass.
95	Thomas, Henry	DT	6-2	275	01/12/65	14	Louisiana State	Houston, Texas
99	Tisdale, Casey	DE/LB	6-4	255	06/18/76	R	New Mexico	San Diego, Calif.
58	Tuitele, Maugaula	LB	6-2	255	05/26/78	R	Colorado State	San Bernardino, Calif.
72	Tujague, Ryan	T	6-5	300	07/02/76	R	Washington State	Thousands Oaks, Calif.
4	Vinatieri, Adam	K	6-0	200	12/28/72	5	South Dakota State	Rapid City, S.D.
25	Whigham, Larry	SS	6-2	210	06/23/72	7	N.E. Louisiana	Hattiesburg, Miss.
76	Williams, Grant	T	6-7	325	05/10/74	5	Louisiana Tech	Clinton, Miss.
15	Williams, Martinez	WR	5-11	170	08/10/77	R	New Mexico	Montgomery, Ala.
27	Woods, Mike	CB	5-9	190	09/23/76	R	Oklahoma	Del City, Okla.
65	Woody, Damien	C	6-3	315	11/03/77	2	Boston College	Beaverdam, Va.

HEAD COACH: BILL BELICHICK

ASSISTANTS: Jeff Davidson, Assistant Offensive Line; Ivan Fears, Wide Receivers; Eric Mangini, Defensive Backs; Randy Melvin, Defensive Line; Markus Paul, Assistant Strength and Conditioning; Dick Rehbein, Quarterbacks; Rob Ryan, Linebackers; Dante Scarnecchia, Assistant Head Coach/Offensive Line; Brad Seely, Special Teams; DeWayne Walker, Defensive Assistant; Charlie Weis, Offensive Coordinator/Running Backs; Mike Woicik, Strength and Conditioning

NOTES

PATRIOTS IN PRIME TIME

The Patriots will be featured in two prime time games this season, both on Monday night. Last season, they finished 2-1 in prime time (2-0 on Sunday Night and 0-1 on MNF). It is the third time in the last four years that the Patriots have been selected to appear on at least two Monday Night games and the fourth consecutive season that they have been featured in multiple prime time games. Below is a listing of the results from previous Patriots prime-time appearences:

ABC'S MONDAY NIGHT FOOTBALL (7-17)

DATE	RESULTS	ATTENDANCE
11/15/99	N.Y. Jets 24, at NE 17	59,077
11/23/98	**at NE 26, Miami 23**	**58,729**
10/19/98	N.Y. Jets 24, at NE 14	60,062
9/7/98	at Denver 27, NE 21	74,745
12/22/97	**NE 14, at Miami 12**	**74,379**
10/27/97	Green Bay 28, at NE 10	59,972
10/6/97	at Denver 34, NE 13	75,821
10/23/95	**at NE 27, Buffalo 14**	**60,203**
12/28/87	**NE 24, at Miami 10**	**61,192**
9/21/87	at N.Y. Jets 43, NE 24	70,847
12/22/86	**NE 34, at Miami 27**	**74,516**
12/16/85	at Miami 30, NE 27	69,489
9/21/81	Dallas 35, at NE 21	60,311
12/8/80	at Miami 16, NE 13 (OT)	63,292
11/10/80	at Houston 38, NE 34	51,524
9/29/80	**at NE 23, Denver 14**	**59,602**
10/1/79	at Green Bay 27, NE 14	56,212
9/3/79	Pittsburgh 16, at NE 13 (OT)	61,297
12/18/78	at Miami 23, NE 3	75,445
9/18/78	Baltimore 34, at NE 27	57,503
9/26/77	at Cleveland 30, NE 27 (OT)	77,910
10/18/76	**at NE 41, N.Y. Jets 7**	**51,236**
12/1/75	at Miami 20, NE 7	68,480
11/6/72	Baltimore 24, at NE 17	60,999

ABC'S THURSDAY NIGHT FOOTBALL (1-1)

DATE	RESULTS	ATTENDANCE
9/11/86	**NE 20, at Jets 6 (ABC)**	**72,422**
11/29/79	at Miami 39, NE 24 (ABC)	75,037

SUNDAY NIGHT FOOTBALL (9-8)

ESPN (7-4)

DATE	RESULTS	ATTENDANCE
12/5/99	**at NE 13, Dallas 6**	**58,444**
9/26/99	**at NE 16, N.Y. Giants 14**	**59,169**
9/13/98	**at NE 29, Indianapolis 6**	**60,068**
12/01/96	**NE 45, at San Diego 7**	**59,209**
12/23/95	Indianapolis 10, NE 7	54,685
11/27/94	**NE 12, at Indianapolis 10**	**43,839**
11/10/91	at Miami 30, NE 20	56,065
12/10/89	at Miami 31, NE 10	55,913
11/20/88	**NE 6, at Miami 3**	**53,526**
11/8/87	at N.Y. Giants 17, NE 10*	73,817
9/24/78	**NE 21, at Oakland 14 (ABC)**	**53,500**

***ESPN's first Regular Season telecast**

TNT (2-4)

DATE	RESULTS	ATTENDANCE
9/14/97	**at NE 27, N.Y. Jets 24 (OT)**	**60,072**
10/27/96	**at NE 28, Buffalo 25**	**58,858**
10/8/95	Denver 37, at NE 3	60,074
9/26/93	at N.Y. Jets 45, NE 7	64,836
10/04/92	at N.Y. Jets 30, NE 21	60,180
10/18/90	at Miami 17, NE 10	62,630

PATRIOTS IN PRIME TIME 2000

For the first time in 16 years and just the second time in franchise history, the New England Patriots will play on Thanksgiving Day. The game will be played in Detroit against the Lions on Thursday, Nov. 23, 2000. The Patriots only other appearance on Thanksgiving was against the Dallas Cowboys on Nov. 22, 1984 (Cowboys won, 20-17). In addition, the Patriots will also appear on two prime time Monday night games, traveling to New York to battle the Jets on Sept. 11 and again when they host the Kansas City Chiefs on Dec. 4. It is the third time in the last four years that the Patriots have been selected to appear on at least two Monday Night games and the fourth consecutive season that they have been featured in multiple prime time games.

Two of their five nationally televised games this year will be played during the preseason. The Patriots will kickoff the 2000 season against the San Francisco 49ers in the Pro Football Hall of Fame Game on Monday, July 31. They host their first nationally televised game on Sunday, Aug. 20 against the Tampa Bay Buccaneers, a warm-up for their season opener against the Bucs just two weeks later.

DATE	OPPONENT	TIME	NETWORK	LOCAL
Monday, July 31	San Francisco (Canton, Ohio)	8:00 p.m.	ABC	WCVB
Sunday, Aug. 20	Tampa Bay Buccaneers	4:00 p.m.	FOX	WFXT
Monday, Sept. 11	at New York Jets	8:00 p.m.	ABC	WCVB
Thursday, Nov. 23	at Detroit Lions	12:30 p.m.	CBS	WBZ
Monday, Dec. 4	Kansas City Chiefs	8:00 p.m.	ABC	WCVB

NEW ENGLAND PATRIOTS

SEASON IN REVIEW

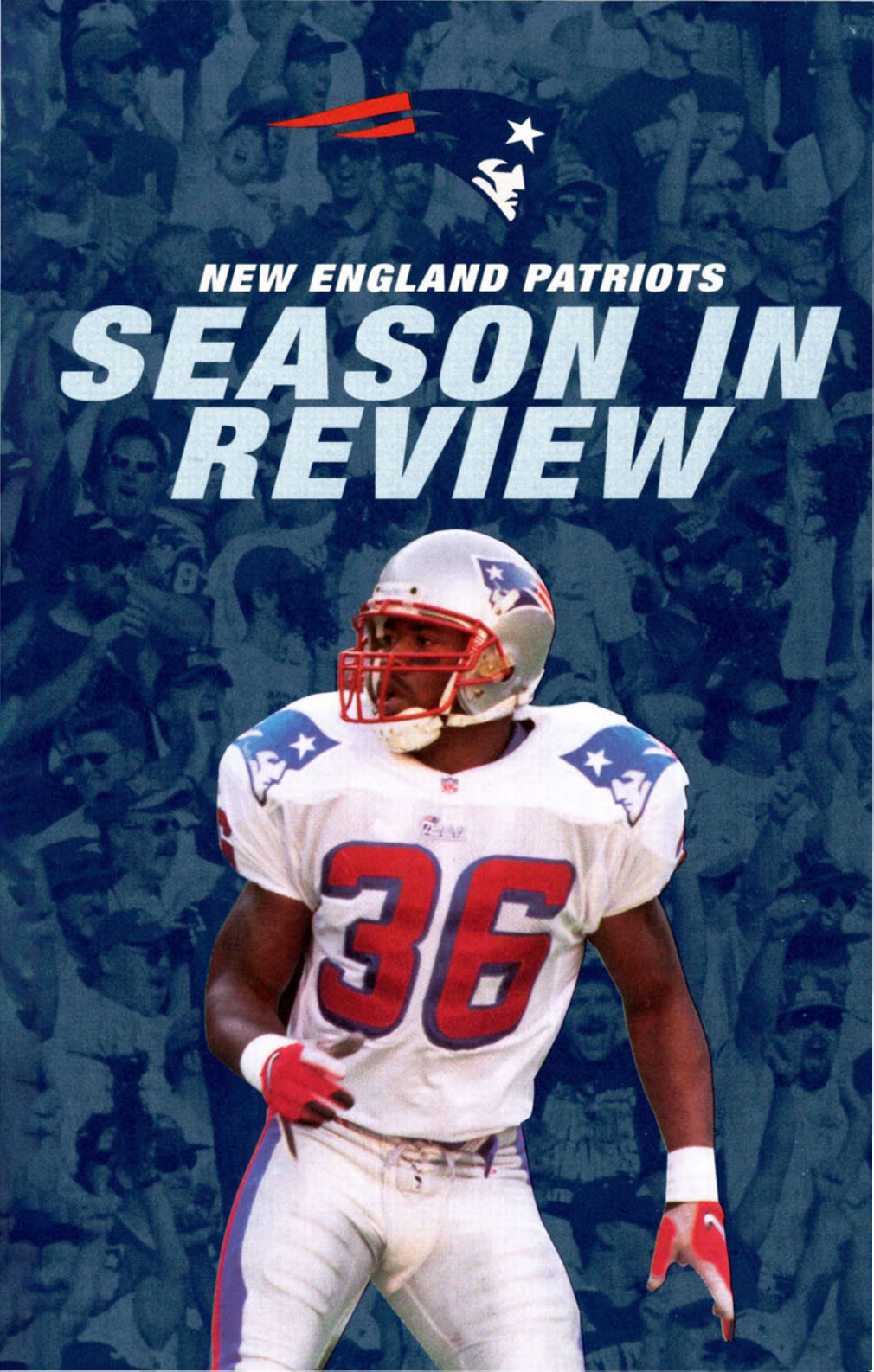

1999 FINAL REGULAR SEASON STANDINGS

AMERICAN FOOTBALL CONFERENCE

Eastern Division

	W	L	T	Pct.	Pts.	Opp	Hm	Aw	AFC	Div
y-Indianapolis	13	3	0	.813	423	333	7-1	6-2	9-3	5-3
x-Buffalo	11	5	0	.688	320	229	6-2	5-3	8-4	6-2
x-Miami	9	7	0	.563	326	336	5-3	4-4	7-5	3-5
N.Y. Jets	8	8	0	.500	308	309	4-4	4-4	6-6	4-4
New England	8	8	0	.500	299	284	5-3	3-5	5-7	2-6

Central Division

	W	L	T	Pct.	Pts.	Opp	Hm	Aw	AFC	Div
z-Jacksonville	14	2	0	.875	396	217	7-1	7-1	10-2	8-2
x-Tennessee	13	3	0	.813	392	324	8-0	5-3	10-2	9-1
Baltimore	8	8	0	.500	324	277	4-4	4-4	6-7	6-4
Pittsburgh	6	10	0	.375	317	320	2-6	4-4	3-10	3-7
Cincinnati	4	12	0	.250	283	460	2-6	2-6	3-10	3-7
Cleveland	2	14	0	.125	217	437	0-8	2-6	1-12	1-9

Western Division

	W	L	T	Pct.	Pts.	Opp	Hm	Aw	AFC	Div
y-Seattle	9	7	0	.563	338	298	5-3	4-4	7-5	4-4
Kansas City	9	7	0	.563	390	322	6-2	3-5	7-5	4-4
San Diego	8	8	0	.500	269	316	4-4	4-4	7-5	5-3
Oakland	8	8	0	.500	390	329	5-3	3-5	5-7	3-5
Denver	6	10	0	.375	314	318	3-5	3-5	4-8	4-4

NATIONAL FOOTBALL CONFERENCE

Eastern Division

	W	L	T	Pct.	Pts.	Opp	Hm	Aw	NFC	Div
y-Washington	10	6	0	.625	443	377	6-2	4-4	8-4	5-3
x-Dallas	8	8	0	.500	352	276	7-1	1-7	7-5	5-3
N.Y. Giants	7	9	0	.438	299	358	4-4	3-5	5-7	3-5
Arizona	6	10	0	.375	245	382	4-4	2-6	6-6	5-3
Philadelphia	5	11	0	.313	272	357	4-4	1-7	4-8	2-6

Central Division

	W	L	T	Pct.	Pts.	Opp	Hm	Aw	NFC	Div
y-Tampa Bay	11	5	0	.688	270	235	7-1	4-4	8-4	5-3
x-Minnesota	10	6	0	.625	399	335	6-2	4-4	8-4	4-4
x-Detroit	8	8	0	.500	322	323	6-2	2-6	7-5	4-4
Green Bay	8	8	0	.500	357	341	5-3	3-5	6-6	4-4
Chicago	6	10	0	.375	272	341	3-5	3-5	4-8	3-5

Western Division

	W	L	T	Pct.	Pts.	Opp	Hm	Aw	NFC	Div
z-St. Louis	13	3	0	.813	526	242	8-0	5-3	10-2	8-0
Carolina	8	8	0	.500	421	381	5-3	3-5	6-6	4-4
Atlanta	5	11	0	.313	285	380	4-4	1-7	5-7	4-4
San Francisco	4	12	0	.250	295	453	3-5	1-7	3-9	2-6
New Orleans	3	13	0	.188	260	434	3-5	0-8	3-9	2-6

1999 Postseason Results

AFC WILDCARD WEEKEND

Sat., Jan. 8 — at Tennessee 22 ..... Buffalo 16
Sun., Jan. 9 — Miami 20 ..... at Seattle 17

AFC DIVISIONAL PLAYOFFS

Sat., Jan. 15 — at Jacksonville 62 ..... Miami 7
Sun. Jan. 16 — Tennessee 19 ..... at Indianapolis 16

AFC CHAMPIONSHIP GAME

Sun. Jan. 23 — Tennessee 33 ..... at Jacksonville 14

SUPER BOWL XXXIV, Jan. 30, 2000

St. Louis (NFC) 23, Tennessee (AFC) 16

NFC WILDCARD WEEKEND

Sat., Jan. 8 — at Washington 27 ..... Detroit 13
Sun., Jan. 9 — at Minnesota 27 ..... Dallas 10

NFC DIVISIONAL PLAYOFFS

Sat. Jan. 15 — at Tampa Bay 14 ..... Washington 13
Sun. Jan. 16 — at St. Louis 49 ..... Minnesota 37

NFC CHAMPIONSHIP GAME

Sun. Jan. 23 — at St. Louis 11 ..... Tampa Bay 6

PRO BOWL, Feb. 6, 2000

NFC 51, AFC 31, at Honolulu, Hawaii

1999 REGULAR SEASON OFFENSIVE STATISTICS

Head Coach: Pete Carroll (8-8) • Tied for Fourth in AFC-East • Home Stadium: Foxboro Stadium

DATE	W/L	SCORE	OPPONENT	ATTENDANCE
09/12	W	30-28	at NY Jets	78,227
09/19	W	31-28	Indianapolis	59,640
09/26	W	16-14	NY Giants	59,169
10/03	W	19- 7	at Cleveland	72,368
10/10	L	14-16	at Kansas City	78,636
10/17	L	30-31	Miami	60,006
10/24	W	24-23	Denver	60,011
10/31	W	27- 3	at Arizona	55,830
11/15	L	17-24	NY Jets	59,077
11/21	L	17-27	at Miami	74,295
11/28	L	7-17	at Buffalo	72,111
12/05	W	13- 6	Dallas	58,444
12/12	L	15-20	at Indianapolis	56,975
12/19	L	9-24	at Philadelphia	65,475
12/26	L	10-13	Buffalo OT	55,014
01/02	W	20- 3	Baltimore	50,263

Team Statistics

	PATS	OPP
TOTAL FIRST DOWNS	**280**	**281**
Rushing	72	106
Passing	184	154
Penalty	24	21
3rd Down: Made/Att	79/223	81/231
3rd Down Pct	35.4	35.1
4th Down: Made/Att	4/13	5/18
4th Down Pct	30.8	27.8
POSSESSION AVG.	**28:49**	**31:11**
TOTAL NET YARDS	**5062**	**4808**
Avg. Per Game	316.4	300.5
Total Plays	1021	1048
Avg. Per Play	5.0	4.6
NET YARDS RUSHING	**1426**	**1795**
Avg. Per Game	89.1	112.2
Total Rushes	425	486
NET YARDS PASSING	**3636**	**3013**
Avg. Per Game	227.3	188.3
Sacked/Yards Lost	56/349	42/268
Gross Yards	3985	3281
Att./Completions	540/305	520/293
Completion Pct.	56.5	56.3
Had Intercepted	21	16
PUNTS/AVERAGE	**90/41.5**	**95/41.2**
NET PUNTING AVG.	**90/34.6**	**95/33.7**
PENALTIES/YARDS	**95/812**	**102/775**
FUMBLES/BALL LOST	**27/12**	**29/15**
TOUCHDOWNS	**32**	**30**
Rushing	9	6
Passing	19	23
Returns	4	1

Score by Periods	1	2	3	4	OT	Total
TEAM	61	84	67	87	0	299
OPPONENTS	70	101	56	54	3	284

SCORING	TD	Ru	Pa	Rt	PAT	FG	S	TP
Vinatieri	0	0	0	0	29/30	26/33	0	107
Allen	9	8	1	0	0	0	0	54
Jefferson	6	0	6	0	0	0	0	36
Glenn	4	0	4	0	0	0	0	24
Coates	2	0	2	0	0	0	0	12
Faulk	2	1	1	0	0	0	0	12
Simmons	2	0	2	0	0	0	0	12
Bartrum	1	0	1	0	0	0	0	6
Brown	1	0	1	0	0	0	0	6
Eaton	1	0	0	1	0	0	0	6
Katzenmoyer	1	0	0	1	0	0	0	6
Law	1	0	0	1	0	0	0	6
McGinest	1	0	0	1	0	0	0	6
Warren	1	0	1	0	0	0	0	6
Team	**32**	**9**	**19**	**4**	**29/30**	**26/33**	**0**	**299**
Opp.	**30**	**6**	**23**	**1**	**27/27**	**25/30**	**1**	**284**

2-Pt. Conversions: TEAM 0-2, OPPONENTS 0-3

RUSHING	NO	YDS	AVG	LG	TD
Allen	254	896	3.5	39	8
Faulk	67	227	3.4	43	1
Warren	35	120	3.4	18	0
Bledsoe	42	101	2.4	25	0
T. Carter	6	26	4.3	9	0
Shaw	9	23	2.6	12	0
L. Johnson	2	13	6.5	13	0
Floyd	6	12	2.0	6	0
Ellison	2	10	5.0	8	0
C. Carter	0	0	---	---	0
Friesz	2	-2	-1.0	-1	0
Team	**425**	**1426**	**3.4**	**43**	**9**
Opp.	**486**	**1795**	**3.7**	**60**	**6**

RECEIVING	No	Yds	Avg	Lg	TD
Glenn	69	1147	16.6	67	4
Jefferson	40	698	17.5	68t	6
Brown	36	471	13.1	37	1
Coates	32	370	11.6	27	2
Warren	29	262	9.0	21	1
T. Carter	20	108	5.4	20	0
Simmons	19	276	14.5	58t	2
Brisby	18	266	14.8	40	0
Allen	14	125	8.9	38	1
Faulk	12	98	8.2	19	1
Rutledge	7	66	9.4	13	0
Ellison	4	50	12.5	23	0
Shaw	2	31	15.5	29	0
Floyd	2	16	8.0	11	0
Bartrum	1	1	1.0	1t	1
Team	**305**	**3985**	**13.1**	**68t**	**19**
Opp.	**293**	**3281**	**11.2**	**69t**	**23**

INTERCEPTIONS	NO	YOS	AVG	LG	TO
Milloy	4	17	4.3	17	0
C. Carter	3	13	4.3	8	0
Serwanga	3	2	0.7	2	0
Law	2	20	10.0	27t	1
Katzenmoyer	1	57	57.0	57t	1
Bruschi	1	1	1.0	1	0
Israel	1	0	0.0	0	0
Slade	1	0	0.0	0	0
Team	**16**	**110**	**6.9**	**57t**	**2**
Opp.	**21**	**299**	**14.2**	**84**	**1**

PUNTING	No	Yds	Avg	Net	TB	In20	Lg	Blk
L. Johnson	90	3735	41.5	34.6	14	23	58	0
Team	**90**	**3735**	**41.5**	**34.6**	**14**	**23**	**58**	**0**
Opp.	**95**	**3914**	**41.2**	**33.7**	**11**	**20**	**65**	**1**

PUNT RETURNS	No	FC	Yds	Avg	Lg	TO
Brown	38	13	405	10.7	52	0
Faulk	10	4	90	9.0	20	0
Team	**48**	**17**	**495**	**10.3**	**52**	**0**
Opp.	**36**	**20**	**345**	**9.6**	**45**	**0**

KICK RETURNS	No	Yds	Avg	Lg	TD
Faulk	39	943	24.2	95	0
Brown	8	271	33.9	54	0
Simmons	6	132	22.0	29	0
Jones	5	113	22.6	28	0
Warren	2	25	12.5	16	0
Ellison	1	13	13.0	13	0
Sullivan	1	1	1.0	1	0
Team	**62**	**1498**	**24.2**	**95**	**0**
Opp.	**64**	**1441**	**22.5**	**58**	**0**

Sacks: McGinest 9.0, Slade 4.5, Katzenmoyer 3.5, Eaton 3.0, Mitchell 3.0, Thomas 3.0, Whigham 3.0, Bruschi 2.0, Collons 2.0, T. Johnson 2.0, Milloy 2.0, C. Carter 1.0, Israel 1.0, Serwanga 1.0, Sullivan 1.0, Law 0.5, Spires 0.5, Team 42.0, Opponents 56.0

FIELD GOALS	1-19	20-29	30-39	40-49	50+
Vinatieri	1/1	14/14	5/7	5/9	1/2
Team	**1/1**	**14/14**	**5/7**	**5/9**	**1/2**
Opp.	**2/2**	**11/11**	**5/6**	**6/8**	**1/3**

Vinatieri:(33G,21G,23G)(26G)(38G,19G,41G)(22G,21G,42N)(48N,32N)(41G,39G,34G)(28G)()(22G)(27G)()(41G,23G)(28G,28G,26G)(23G,43G,56N,46G)(44N,38G,33N,44N)(25G,51G)

Opponents:()()(41N)(38N)(22G,41G,23G)(20G,33G,45G,45G,41G,53G)(40G,28G,30G,59N)(24G)(26G)(19G,23G)(28G)(20G,43N,34G)(28G,31G)(43G,51N)(39G,23G)(19G)

PASSING	ATT	CMP	YARDS	CMP%	YDS/ATT	TD	TD%	INT	INT%	LG	SK/YDS	RATING
Bledsoe	539	305	3985	56.6	7.39	19	3.5	21	3.9	68t	55/ 342	75.6
Brown	1	0	0	0.0	0.00	0	0.0	0	0.0	0	0/0	39.6
Warren	0	0	0	---	---	0	---	0	---	---	1/7	---
TEAM	**540**	**305**	**3985**	**56.5**	**7.38**	**19**	**3.5**	**21**	**3.9**	**68t**	**56/ 349**	**75.4**
OPPONENTS	**520**	**293**	**3281**	**56.3**	**6.31**	**23**	**4.4**	**16**	**3.1**	**69t**	**42/ 268**	**77.3**

1999 FINAL REGULAR SEASON DEFENSIVE STATISTICS

	DEFENSIVE TACKLES										SPECIAL TEAMS					
NAME	TT	UT	A	S/	YL	Int/	Yds	PD	FF	FR	TT	UT	A	FF	FR	B
Lawyer Milloy	173	112	61	2.0	17.0	4	17	10	3	2	-	-	-	-	-	-
Tedy Bruschi	138	77	61	2.0	8.0	1	1	6	1	1	-	-	-	-	-	-
Andy Katzenmoyer	107	76	31	3.5	14.0	1	57	2	-	-	4	3	1	-	-	-
Chris Carter	94	52	42	1.0	1.0	3	13	10	-	1	6	4	2	-	-	-
Henry Thomas	87	56	31	3.0	22.0	-	-	1	-	-	-	-	-	-	-	-
Chris Slade	88	49	39	4.5	23.0	1	0	8	-	-	-	-	-	-	-	-
Willie McGinest	84	70	14	9.0	59.5	-	-	2	1	2	-	-	-	-	-	-
Ty Law	64	55	9	0.5	6.5	2	20	19	2	1	-	-	-	-	-	-
Brandon Mitchell	61	42	19	3.0	13.0	-	-	3	-	1	-	-	-	-	-	-
Ted Johnson	59	36	23	2.0	14.0	-	-	-	1	-	-	-	-	-	-	-
Steve Israel	56	48	8	1.0	15.0	1	0	11	1	2	4	3	1	-	-	-
Chad Eaton	53	40	13	3.0	10.5	-	-	-	1	3	1	0	1	-	-	-
Kato Serwanga	49	41	8	1.0	6.0	3	2	15	2	1	5	4	1	-	-	-
Ferric Collons	32	23	9	2.0	16.0	-	-	1	1	-	-	-	-	-	-	-
Larry Whigham	31	23	8	3.0	28.0	-	-	1	1	-	14	4	10	-	-	1
Tebucky Jones	26	23	3	-	-	-	-	7	1	-	5	4	1	-	-	-
Chris Sullivan	21	15	6	1.0	8.0	-	-	3	1	-	2	0	2	-	-	-
Tony George	17	11	6	-	-	-	-	1	1	-	9	5	4	-	-	-
Marty Moore	9	6	3	-	-	-	-	-	1	-	12	6	6	-	-	-
Greg Spires	8	7	1	0.5	6.5	-	-	-	-	-	2	1	1	-	-	-
Vernon Crawford	5	3	2	-	-	-	-	-	-	-	10	5	5	-	-	-
Terry Billups	4	1	3	-	-	-	-	-	-	-	0	0	0	-	-	-
Bob Kuberski	3	3	0	-	-	-	-	-	-	-	-	-	-	-	-	-
Jeff Kopp	1	0	1	-	-	-	-	-	-	-	3	2	1	-	-	-
Jerry Ellison	0	0	0	-	-	-	-	-	-	-	11	7	4	-	-	-
Harold Shaw	0	0	0	-	-	-	-	-	1	-	7	3	4	-	-	-
Mike Bartrum	0	0	0	-	-	-	-	-	-	-	6	3	3	-	-	-
Chris Floyd	0	0	0	-	-	-	-	-	-	-	5	4	1	-	-	-
Troy Brown	0	0	0	-	-	-	-	-	-	1	4	4	0	-	-	-
Sean Morey	0	0	0	-	-	-	-	-	-	-	4	4	0	-	-	-
Bernard Russ	0	0	0	-	-	-	-	-	-	-	3	1	2	-	-	-
Tony Carter	0	0	0	-	-	-	-	-	-	-	3	0	3	-	-	-
Lamont Warren	0	0	0	-	-	-	-	-	-	-	4	2	2	-	-	-
Tony Simmons	0	0	0	-	-	-	-	-	-	-	3	1	2	-	-	-
Vincent Brisby	0	0	0	-	-	-	-	-	-	-	2	1	1	-	-	-
Lee Johnson	0	0	0	-	-	-	-	-	-	-	1	1	0	-	-	-
Rod Rutledge	0	0	0	-	-	-	-	-	-	-	1	0	1	-	-	-
Adam Vinatieri	0	0	0	-	-	-	-	-	-	-	1	0	1	-	-	-
Totals	**1270**	**869**	**401**	**42**	**268**	**16**	**110**	**100**	**19**	**15**	**132**	**72**	**60**	**-**	**-**	**1**

1999 MISCELLANEOUS STATISTICS

FUMBLES - LOST (27-12)

	No.	Lost	Own Rec.	O.B.
Terry Allen	8	4	1	0
Drew Bledsoe	7	3	6	0
Kevin Faulk	3	2	0	0
Damien Woody	2	0	1	0
Terry Glenn	2	2	1	0
Mike Bartrum	1	0	0	1
Rod Rutledge	1	0	0	0
Troy Brown	1	0	1	0
Ty Law	1	0	0	0
Tony Simmons	1	1	0	0
Bruce Armstrong	0	0	1	0
Chris Carter	0	0	1	0
Shawn Jefferson	0	0	1	0
Tony Carter	0	0	1	0
Totals	**27**	**12**	**14**	**1**

MISC. OFFENSIVE STATS

	Tackles T.O.
Terry Glenn	4
Drew Bledsoe	3
Todd Rucci	2
Terry Allen	2
Shawn Jefferson	2
Vincent Brisby	1
Max Lane	1
Troy Brown	1
Totals	**16**

THE PATRIOTS 1999 RECORD WHEN. . .

	Regular Season
Overall Record	**8-8**
Home	5-3
Away	3-5
By Month	
September	3-0
October	3-2
November	0-3
December	2-3
January	0-0
vs. AFC	**5-7**
East	2-6
Central	2-0
West	1-1
vs. NFC	**3-1**
East	3-1
Central	0-0
West	0-0
Playing Conditions	
On Grass	7-5
On Artificial Turf	1-3
Outdoors	8-7
Indoors	0-1
Win Opening Coin Toss	**6-5**
Lose Opening Coin Toss	**2-3**

	Regular Season
Scoring First	4-3
Leading at the Half	4-2
Tied at the Half	1-2
Trailing at the Half	3-4
Leading After 3 Qtrs	7-1
Tied after 3 Qtrs	0-1
Trailing after 3 Qtrs	1-6
In Overtime	0-1
Outcomes of 7 pts or less	5-5
Outcomes of 3 pts or less	4-3
Patriots Outgain Opposition	6-4
Patriots Out-Rush Opposition	4-1
Patriots Out-Pass Opposition	6-5
+ Turnover Margin	4-1
- Tunover Margin	2-5
Even Turnover Margin	2-2
With 100-yard Rusher	1-1
With 300-yard Passer	3-3
With 100-yard Receiver	4-3
Opponent 100-yard Rusher	1-3
Opponent 300-yard Passer	1-0
Opponent 100-yard Receiver	5-2

1999 PATRIOTS' WEEKLY NFL RANKINGS

	NFL RANKINGS						AFC RANKINGS					
	OFFENSE			DEFENSE			OFFENSE			DEFENSE		
Week	Total	Rush	Pass	Total	Rush	Pass	Total	Rush	Pass	Total	Rush	Pass
1	7	23	4	20	19t	18	4	10	2	7	10t	8
2	4	22	2	24	19	22	2	13	2	12	11	11
3	9	23	3	17	12	20	5	13	2	10	8	10
4	6	21	2	12	12	18	3	11	2	7	9	10
5	5	25	2	15	16	17	2	12	1	10	11	9
6	4	27	1	15	17	15	2	14	1	9	11	7
7	6	26	2	21	19	21	3	13	2	12	12	10
8	4	23	2	13t	16	16	2	12	2	9	10	9
9	4	25	2	13	16	17	2	13	2	9	11	9
10	7	27	4	15	22	14	3	14	2	10	14	8
11	9	25	6t	11	22	10	3	14	2	7	15	7
12	10	24	7	11	22	10	4	14	2	7	15	7
13	11	24	8	10	17	9	5	14	2	7	11	6
14	11	25	6	11	17	9	5	14	2	7	12	6
15	11	26	6	9	16	8	5	14	2	7	11	6
16	14	21	8	10	20	7	8	12	2	7	13	5
17	18	23	10	8	21	7	9	13	2	6	13	6

1999 GAME-BY-GAME TEAM OFFENSE

OFFENSE		FIRST DOWNS				NET OFFENSE		RUSHING			PASSING						PENALTY		PUNTS	
DATE	OPPONENT	TOTAL	Ru	Pa	Pn	Yds	Plays	Yds	Att	Avg	Net	S/YL	Gross	Att-Cmp	Pct	TD-Int	No	Yds	No	Avg
09/12	at New York Jets	16	3	13	0	396	59	70	27	4.4	326	2/14	340	30-21	70.0%	1-1	6	43	4	48.0
09/19	Indianapolis	26	6	17	3	400	73	108	27	4.0	292	1/7	299	45-27	60.0%	4-0	15	135	6	49.2
09/26	NY Giants	17	6	11	0	290	58	67	29	2.3	223	1/10	233	28-20	71.4%	0-0	3	25	4	41.0
10/03	at Cleveland	23	5	17	1	451	82	90	35	2.6	361	4/32	393	43-29	67.4%	1-0	7	59	6	43.8
10/10	at Kansas City	18	3	14	1	378	67	62	19	3.3	316	3/18	334	45-23	51.1%	2-2	7	35	3	46.3
10/17	Miami	14	1	10	3	259	52	46	14	3.8	213	2/12	225	36-17	47.2%	1-1	6	45	6	41.8
10/24	Denver	15	6	9	0	325	54	133	28	4.8	192	4/22	214	22-13	59.1%	0-0	5	34	7	45.6
10/31	at Arizona	17	7	10	0	386	70	142	43	3.3	244	5/32	276	22-14	63.6%	4-0	4	36	10	37.6
11/15	New York Jets	16	3	9	4	229	59	79	20	4.0	150	3/20	170	36-15	41.7%	2-3	5	45	4	38.5
11/21	at Miami	14	4	9	1	270	58	102	19	5.4	168	5/33	201	34-15	44.1%	1-5	5	50	6	38.2
11/28	at Buffalo	17	4	11	2	267	65	93	25	3.7	174	6/31	205	34-18	52.9%	1-1	8	101	6	35.3
12/05	Dallas	18	7	9	2	284	62	108	36	3.0	176	1/0	176	25-14	56.0%	0-2	2	20	4	40.5
12/12	at Indianapolis	23	3	19	1	401	69	57	20	2.9	344	5/35	379	44-31	70.5%	1-1	11	85	5	44.4
12/19	at Philadelphia	20	3	14	3	350	82	62	27	2.3	288	6/43	331	49-23	46.9%	0-4	3	15	6	49.5
12/26	Buffalo	14	8	5	1	225	61	158	34	4.6	67	6/34	101	21-10	47.6%	0-0	5	25	8	36.3
01/02	Baltimore	12	3	7	2	151	50	49	22	2.2	102	2/6	108	26-15	57.7%	1-1	3	59	5	37.0
1999 TOTALS		**280**	**72**	**184**	**24**	**5062**	**1021**	**1426**	**425**	**3.4**	**3636**	**56/349**	**3985**	**540-305**	**56.5%**	**19-21**	**95**	**812**	**90**	**41.5**

1999 GAME-BY-GAME TEAM DEFENSE

OFFENSE		FIRST DOWNS				NET OFFENSE		RUSHING			PASSING						PENALTY		PUNTS	
DATE	OPPONENT	TOTAL	Ru	Pa	Pn	Yds	Plays	Yds	Att	Avg	Net	S/YL	Gross	Att-Cmp	Pct	TD-Int	No	Yds	No	Avg
09/12	at New York Jets	19	6	12	1	363	64	106	24	4.4	257	4/32	289	36-20	55.6%	3-3	6	40	3	41.0
09/19	Indianapolis	23	7	11	5	344	63	121	33	3.7	223	0/0	223	30-18	60.0%	3-2	7	59	5	39.0
09/26	NY Giants	19	4	13	2	258	63	57	26	2.2	201	1/15	216	36-23	63.9%	2-0	2	10	5	36.4
10/03	at Cleveland	12	3	8	1	250	52	70	20	3.4	180	4/21	201	28-13	46.4%	1-0	5	45	9	43.4
10/10	at Kansas City	20	10	10	0	329	70	140	42	3.3	189	2/9	198	26-18	69.2%	0-1	4	24	5	31.4
10/17	Miami	22	9	12	1	317	86	122	32	3.8	195	9/53	248	45-25	55.6%	2-2	13	99	5	40.4
10/24	Denver	23	7	13	3	442	68	133	27	4.9	309	3/7	316	38-25	65.8%	1-0	10	70	5	53.0
10/31	at Arizona	8	4	4	0	166	61	76	19	4.0	90	3/21	111	39-13	33.3%	0-2	5	30	9	43.3
11/15	New York Jets	19	10	8	1	341	74	188	43	4.4	153	0/0	153	31-18	58.1%	2-2	9	93	7	45.6
11/21	at Miami	19	8	10	1	227	72	117	36	3.3	110	2/19	129	34-18	52.9%	2-0	5	30	7	43.0
11/28	at Buffalo	13	4	7	2	299	51	92	35	2.6	207	0/0	207	16-9	56.3%	2-0	6	39	5	41.4
12/05	Dallas	12	5	7	0	203	56	63	23	2.7	140	3/20	160	30-20	66.7%	0-0	6	35	4	44.3
12/12	at Indianapolis	15	7	7	1	287	53	109	25	4.4	178	1/8	186	27-15	55.6%	2-0	4	26	5	47.4
12/19	at Philadelphia	11	4	7	0	295	66	114	37	3.1	181	0/0	181	29-10	34.5%	3-2	7	85	11	33.2
12/26	Buffalo	23	10	11	2	374	79	168	41	4.1	206	3/6	212	35-22	62.9%	0-0	4	30	5	34.4
01/02	Baltimore	23	8	14	1	313	70	119	23	5.2	194	7/57	251	40-26	65.0%	0-2	9	60	5	45.8
1999 TOTALS		**281**	**106**	**154**	**21**	**4808**	**1048**	**1795**	**486**	**3.7**	**3013**	**42/268**	**3281**	**520-293**	**56.3%**	**23-16**	**102**	**775**	**95**	**41.2**

1999 GAME-BY-GAME PASSING STATISTICS

DREW BLEDSOE

Date	Opponent	Att	Cmp	Yds	Pct	TD	Lg	Int	S	Yds	Rating
09/12	at New York Jets	30	21	340	.700	1	58t	1	2	14	104.9
09/19	Indianapolis	45	27	299	.600	4	31	0	1	7	109.4
09/26	NY Giants	28	20	233	.714	0	45	0	1	10	96.3
10/03	at Cleveland	43	29	393	.674	1	54t	0	4	32	104.1
10/10	at Kansas City	45	23	334	.511	2	49t	2	3	18	71.9
10/17	Miami	36	17	225	.472	1	40	1	2	12	65.2
10/24	Denver	22	13	214	.591	0	67	0	4	22	91.9
10/31	at Arizona	22	14	276	.636	4	64t	0	5	32	146.8
11/15	New York Jets	36	15	170	.417	2	31	3	3	20	40.3
11/21	at Miami	34	15	201	.441	1	68t	5	4	26	33.7
11/28	at Buffalo	34	18	205	.529	1	45t	1	6	31	68.9
12/05	Dallas	25	14	176	.560	0	25	2	1	0	44.8
12/12	at Indianapolis	44	31	379	.705	1	52	1	5	35	94.8
12/19	at Philadelphia	49	23	331	.469	0	41	4	6	43	35.3
12/26	Buffalo	21	10	101	.476	0	29	0	6	34	61.8
01/02	Baltimore	25	15	108	.600	1	23	1	2	6	66.8
1999 TOTALS		**539**	**305**	**3985**	**.566**	**19**	**68t**	**21**	**55**	**342**	**75.6**

JOHN FRIESZ

Date	Opponent	Att	Cmp	Yds	Pct	TD	Lg	Int	S	Yds	Rating
09/12	at New York Jets				did not play						
09/19	Indianapolis				did not play						
09/26	NY Giants				did not play						
10/03	at Cleveland				did not play						
10/10	at Kansas City				did not play						
10/17	Miami				did not play						
10/24	Denver				did not play						
10/31	at Arizona										
11/15	New York Jets				did not play						
11/21	at Miami				did not play						
11/28	at Buffalo				did not play						
12/05	Dallas				did not play						
12/12	at Indianapolis				did not play						
12/19	at Philadelphia				did not play						
12/26	Buffalo				did not play						
01/02	Baltimore				did not play						
1999 TOTALS		**0**	**0**	**0**	**.000**	**0**	**0**	**0**	**0**	**0**	**0.0**

LAMONT WARREN

Date	Opponent	Att	Cmp	Yds	Pct	TD	LG	Int	S	Yds	Rating
11/21	at Miami	0	0	0	.000	0	0	0	1	7	0.0
1999 TOTALS		**0**	**0**	**0**	**.000**	**0**	**0**	**0**	**1**	**7**	**0.0**

TROY BROWN

Date	Opponent	Att	Cmp	Yds	Pct	TD	LG	Int	S	Yds	Rating
01/02	Baltimore	1	0	0	.000	0	0	0	0	0	0.0
1999 TOTALS		**1**	**0**	**0**	**.000**	**0**	**0**	**0**	**0**	**0**	**0.0**

1999 GAME-BY-GAME RUSHING STATISTICS

		TERRY ALLEN					KEVIN FAULK					LAMONT WARREN				
Date	Opponent	No	Yds	Avg	Lg	TD	No	Yds	Avg	Lg	TD	No	Yds	Avg	Lg	TD
09/12	at New York Jets	15	54	3.6	22t	1	10	17	1.7	4	0	-	-	-	-	-
09/19	Indianapolis	15	74	4.9	21	0	5	9	1.8	7	0	4	18	4.5	7	0
09/26	NY Giants	20	50	2.5	10	1		inactive				4	7	1.8	9	0
10/03	at Cleveland	21	68	3.2	12	1		inactive				6	10	1.7	7	0
10/10	at Kansas City	11	53	4.8	16	0	3	2	0.7	2	0	2	5	2.5	3	0
10/17	Miami	10	19	1.9	8	0	2	3	1.5	3	0	1	18	18.0	18	0
10/24	Denver	17	106	6.2	39	2	5	24	4.8	15	1	2	-1	-0.5	1	0
10/31	at Arizona	21	88	4.2	17	0	17	42	2.5	8	0	-	-	-	-	-
11/15	New York Jets	14	36	2.6	9	0	2	7	3.5	6	0	1	11	11.0	11	0
11/21	at Miami	13	42	3.2	7	1	5	61	12.2	43	0	-	-	-	-	-
11/28	at Buffalo	13	47	3.6	16	0	7	22	3.1	9	0	2	5	2.5	3	0
12/05	Dallas	18	53	2.9	13	1	9	36	4.0	6	0	1	7	7.0	7	0
12/12	at Indianapolis	12	23	1.9	15	0	2	4	2.0	3	0	2	12	6.0	7	0
12/19	at Philadelphia	14	31	2.2	10	0		injured reserve				9	22	2.4	14	0
12/26	Buffalo	27	126	4.7	20	1						-	-	-	-	-
01/02	Baltimore	13	26	2.0	7	0						1	6	6.0	6	0
1999 Season Totals		**254**	**896**	**3.5**	**39**	**8**	**67**	**227**	**3.4**	**43**	**1**	**35**	**120**	**3.4**	**18**	**0**

		DREW BLEDSOE					TONY CARTER					HAROLD SHAW				
Date	**Opponent**	**No**	**Yds**	**Avg**	**Lg**	**TD**	**No**	**Yds**	**Avg**	**Lg**	**TD**	**No**	**Yds**	**Avg**	**Lg**	**TD**
09/12	at New York Jets	1	-1	-1.0	-1	0	-	-	-	-	-	-	-	-	-	-
09/19	Indianapolis	3	7	2.3	5	0	-	-	-	-	-	-	-	-	-	-
09/26	NY Giants	3	0	0.0	1	0	2	10	5.0	9	0	-	-	-	-	-
10/03	at Cleveland	4	-1	-0.3	1	0	1	4	4.0	4	0		inactive			
10/10	at Kansas City	2	1	0.5	1	0	-	-	-	-	-		inactive			
10/17	Miami	1	6	6.0	6	0	-	-	-	-	-		inactive			
10/24	Denver	3	-2	-0.7	0	0	1	6	6.0	6	0		inactive			
10/31	at Arizona	-	-	-	-	-	2	6	3.0	5	0		inactive			
11/15	New York Jets	3	25	8.3	11	0	-	-	-	-	-		inactive			
11/21	at Miami	1	-1	-1.0	-1	0	-	-	-	-	-		inactive			
11/28	at Buffalo	2	6	3.0	4	0	-	-	-	-	-		inactive			
12/05	Dallas	7	10	1.4	6	0	-	-	-	-	-	-	-	-	-	-
12/12	at Indianapolis	4	18	4.5	5	0	-	-	-	-	-	-	-	-	-	-
12/19	at Philadelphia	2	7	3.5	4	0	-	-	-	-	-	-	-	-	-	-
12/26	Buffalo	3	26	8.7	25	0	-	-	-	-	-	4	6	1.5	6	0
01/02	Baltimore	3	0	0.0	2	0	-	-	-	-	-	5	17	3.4	12	0
1999 Season Totals		**42**	**101**	**2.4**	**25**	**0**	**6**	**26**	**4.3**	**9**	**0**	**9**	**23**	**2.6**	**12**	**0**

		LEE JOHNSON					CHRIS FLOYD					JERRY ELLISON				
Date	**Opponent**	**No**	**Yds**	**Avg**	**Lg**	**TD**	**No**	**Yds**	**Avg**	**Lg**	**TD**	**No**	**Yds**	**Avg**	**Lg**	**TD**
09/12	at New York Jets	1	0	0.0	0	0	-	-	-	-	-					
09/19	Indianapolis	-	-	-	-	-	-	-	-	-	-					
09/26	NY Giants	-	-	-	-	-	-	-	-	-	-		signed 9/29/99			
10/03	at Cleveland	-	-	-	-	-	3	9	3.0	6	0	-	-	-	-	-
10/10	at Kansas City	-	-	-	-	-	1	1	1.0	1	0	-	-	-	-	-
10/17	Miami	-	-	-	-	-		inactive				-	-	-	-	-
10/24	Denver	-	-	-	-	-		inactive				-	-	-	-	-
10/31	at Arizona	-	-	-	-	-		inactive				1	8	8.0	8	0
11/15	New York Jets	-	-	-	-	-	-	-	-	-	-	-	-	-	-	-
11/21	at Miami	-	-	-	-	-	-	-	-	-	-	-	-	-	-	-
11/28	at Buffalo	1	13	13.0	13	0	-	-	-	-	-	-	-	-	-	-
12/05	Dallas	-	-	-	-	-	1	2	2.0	2	0	-	-	-	-	-
12/12	at Indianapolis	-	-	-	-	-	-	-	-	-	-	-	-	-	-	-
12/19	at Philadelphia	-	-	-	-	-	1	0	0.0	0	0	1	2	2.0	2	0
12/26	Buffalo	-	-	-	-	-	-	-	-	-	-	-	-	-	-	-
01/02	Baltimore	-	-	-	-	-	-	-	-	-	-		inactive			
1999 Season Totals		**2**	**13**	**6.5**	**13**	**0**	**6**	**12**	**2.0**	**6**	**0**	**2**	**10**	**5.0**	**8**	**0**

		JOHN FRIESZ				
10/31	at Arizona	**2**	**-2**	**-1.0**	**-1**	**0**

1999 GAME-BY-GAME RECEIVING STATISTICS

		TERRY GLENN					SHAWN JEFFERSON					TROY BROWN				
Date	Opponent	No	Yds	Avg	Lg	TD	No	Yds	Avg	Lg	TD	No	Yds	Avg	Lg	TD
09/12	at New York Jets	7	113	16.1	45	0	4	67	16.8	34	0	2	33	16.5	18	0
09/19	Indianapolis	7	122	17.4	31	0	3	34	11.3	12	1	2	37	18.5	23	0
09/26	NY Giants	5	95	19.0	45	0	4	35	8.8	11	0	4	50	12.5	25	0
10/03	at Cleveland	13	214	16.5	54t	1	1	32	32.0	32	0	4	59	14.8	30	0
10/10	at Kansas City	5	92	18.4	49	1	2	35	17.5	27	1	-	-	-	-	-
10/17	Miami	-	-	-	-	-	4	65	16.3	21	0	inactive				
10/24	Denver	2	80	40.0	67	0	2	11	5.5	6	0	inactive				
10/31	at Arizona	4	63	15.8	36t	1	3	113	37.7	64t	2	did not play				
11/15	New York Jets	4	58	14.5	26	0	1	11	11.0	11	0	2	41	20.5	31t	1
11/21	at Miami	3	39	13.0	17	0	2	86	43.0	68	1	3	26	8.7	13	0
11/28	at Buffalo	3	69	23.0	45t	1	3	36	12.0	13	0	1	11	11.0	11	0
12/05	Dallas	3	27	9.0	11	0	2	46	23.0	25	0	4	40	10.0	19	0
12/12	at Indianapolis	9	148	16.4	52	0	7	76	10.9	19	1	3	53	17.7	28	0
12/19	at Philadelphia	4	27	6.8	23	0	1	41	41.0	41	0	5	105	21.0	37	0
12/26	Buffalo	inactive					-	-	-	-	-	1	-3	-3.0	-3	0
01/02	Baltimore	inactive					1	10	10.0	10	0	5	19	3.8	8	0
1999 Season Totals		**69**	**1147**	**16.6**	**67**	**4**	**40**	**698**	**17.5**	**68t**	**6**	**36**	**471**	**13.1**	**37**	**1**

		BEN COATES					LAMONT WARREN					TONY CARTER				
	Opponent	No	Yds	Avg	Lg	TD	No	Yds	Avg	Lg	TD	No	Yds	Avg	Lg	TD
09/12	at New York Jets	3	51	17.0	22	0	1	6	6.0	6	0	0	0	0.0	0	0
09/19	Indianapolis	4	34	8.5	14	2	1	16	16.0	16	0	4	24	6.0	15	0
09/26	NY Giants	3	33	11.0	14	0	1	12	12.0	12	0	2	8	4.0	9	0
10/03	at Cleveland	-	-	-	-	-	1	8	8.0	8	0	3	13	4.3	5	0
10/10	at Kansas City	1	18	18.0	18	0	2	25	12.5	15	0	1	5	5.0	5	0
10/17	Miami	2	8	4.0	4	0	3	17	5.7	21	0	-	-	-	-	-
10/24	Denver	3	40	13.3	20	0	2	21	10.5	13	0	2	31	15.5	20	0
10/31	at Arizona	-	-	-	-	-	1	3	3.0	3t	1	2	8	4.0	5	0
11/15	New York Jets	2	14	7.0	7	0	1	0	0.0	0	0	-	-	-	-	-
11/21	at Miami	2	27	13.5	17	0	-	-	-	-	-	1	2	2.0	2	0
11/28	at Buffalo	2	14	7.0	13	0	3	34	11.3	17	0	2	9	4.5	8	0
12/05	Dallas	-	-	-	-	-	1	13	13.0	13	0	-	-	-	-	-
12/12	at Indianapolis	4	34	8.5	21	0	4	39	9.8	14	0	2	4	2.0	2	0
12/19	at Philadelphia	2	42	21.0	27	0	3	31	10.3	15	0	-	-	-	-	-
12/26	Buffalo	1	20	20.0	20	0	2	8	4.0	8	0	-	-	-	-	-
01/02	Baltimore	3	35	11.7	23	0	3	29	9.7	14	0	1	4	4.0	4	0
1999 Season Totals		**32**	**370**	**11.6**	**27**	**2**	**29**	**262**	**9.0**	**21**	**1**	**20**	**108**	**5.4**	**20**	**0**

1999 GAME-BY-GAME RECEIVING STATISTICS (CONT.)

		TONY SIMMONS					VINCENT BRISBY					TERRY ALLEN				
Date	Opponent	No	Yds	Avg	Lg	TD	No	Yds	Avg	Lg	TD	No	Yds	Avg	Lg	TD
09/12	at New York Jets	1	58	58.0	58t	1			inactive			1	-5	-5.0	-5	0
09/19	Indianapolis	2	16	8.0	9	0			inactive			2	8	4.0	8t	1
09/26	NY Giants	-	-	-	-	-			inactive			1	0	0.0	0	0
10/03	at Cleveland	4	29	7.3	13	0	2	27	13.5	16	0	-	-	-	-	-
10/10	at Kansas City	7	107	15.3	39	0			inactive			3	39	13.0	23	0
10/17	Miami	3	49	16.3	29	1	3	68	22.7	40	0	2	18	9.0	10	0
10/24	Denver	-	-	-	-	-	1	27	27.0	27	0	-	-	-	-	-
10/31	at Arizona	-	-	-	-	-	2	41	20.5	22	0	1	38	38.0	38	0
11/15	New York Jets	1	7	7.0	7	0	-	-	-	-	-	1	5	5.0	5	0
11/21	at Miami	-	-	-	-	-	1	7	7.0	7	0	1	8	8.0	8	0
11/28	at Buffalo	1	10	10.0	10	0	-	-	-	-	-	-	-	-	-	-
12/05	Dallas	-	-	-	-	-	1	7	7.0	7	0	-	-	-	-	-
12/12	at Indianapolis	-	-	-	-	-	2	25	12.5	18	0	-	-	-	-	-
12/19	at Philadelphia	-	-	-	-	-	1	9	9.0	9	0	2	14	7.0	8	0
12/26	Buffalo	-	-	-	-	-	4	45	11.3	15	0	-	-	-	-	-
01/02	Baltimore	-	-	-	-	-	1	10	10.0	10	0	-	-	-	-	-
1999 Season Totals		**19**	**276**	**14.5**	**58t**	**2**	**18**	**266**	**14.8**	**40**	**0**	**14**	**125**	**8.9**	**38**	**1**

		KEVIN FAULK					ROD RUTLEDGE					JERRY ELLISON				
	Opponent	No	Yds	Avg	Lg	TD	No	Yds	Avg	Lg	TD	No	Yds	Avg	Lg	TD
09/12	at New York Jets	1	8	8.0	8	0	1	9	9.0	9	0					
09/19	Indianapolis	1	1	1.0	1	0	1	7	7.0	7	0					
09/26	NY Giants			inactive			-	-	-	-	-		signed 9/29/99			
10/03	at Cleveland			inactive			-	-	-	-	-	-	-	-	-	-
10/10	at Kansas City	-	-	-	-	-	1	8	8.0	8	0	-	-	-	-	-
10/17	Miami	-	-	-	-	-	-	-	-	-	-	-	-	-	-	-
10/24	Denver	1	4	4.0	4	0	-	-	-	-	-	-	-	-	-	-
10/31	at Arizona	-	-	-	-	-	1	10	10.0	10	0	-	-	-	-	-
11/15	New York Jets	2	21	10.5	13	1	1	13	13.0	13	0	-	-	-	-	-
11/21	at Miami	2	6	3.0	7	0	-	-	-	-	-	-	-	-	-	-
11/28	at Buffalo	2	15	7.5	9	0	1	7	7.0	7	0	-	-	-	-	-
12/05	Dallas	3	43	14.3	19	0	-	-	-	-	-	-	-	-	-	-
12/12	at Indianapolis	-	-	-	-	-	-	-	-	-	-	-	-	-	-	-
12/19	at Philadelphia		Placed on Injured Reserve				1	12	12.0	12	0	4	50	12.5	23	0
12/26	Buffalo						-	-	-	-	-	-	-	-	-	-
01/02	Baltimore						-	-	-	-	-			inactive		
1999 Season Totals		**12**	**98**	**8.2**	**19**	**1**	**7**	**66**	**9.4**	**13**	**0**	**4**	**50**	**12.5**	**23**	**0**

		CHRIS FLOYD					HAROLD SHAW					MIKE BARTRUM				
Date	Opponent	No	Yds	Avg	Lg	TD	No	Yds	Avg	Lg	TD	No	Yds	Avg	Lg	TD
09/12	at New York Jets	-	-	-	-	-	-	-	-	-	-	-	-	-	-	-
09/19	Indianapolis	-	-	-	-	-	-	-	-	-	-	-	-	-	-	-
09/26	NY Giants	-	-	-	-	-	-	-	-	-	-	-	-	-	-	-
10/03	at Cleveland	1	11	11.0	11	0			inactive			-	-	-	-	-
10/10	at Kansas City	1	5	5.0	5	0			inactive			-	-	-	-	-
10/17	Miami			inactive					inactive			-	-	-	-	-
10/24	Denver			inactive					inactive			-	-	-	-	-
10/31	at Arizona			inactive					inactive			-	-	-	-	-
11/15	New York Jets	-	-	-	-	-			inactive			-	-	-	-	-
11/21	at Miami	-	-	-	-	-			inactive			-	-	-	-	-
11/28	at Buffalo	-	-	-	-	-			inactive			-	-	-	-	-
12/05	Dallas	-	-	-	-	-	-	-	-	-	-	-	-	-	-	-
12/12	at Indianapolis	-	-	-	-	-	-	-	-	-	-	-	-	-	-	-
12/19	at Philadelphia	-	-	-	-	-	-	-	-	-	-	-	-	-	-	-
12/26	Buffalo	2	31	15.5	29	0	-	-	-	-	-	-	-	-	-	-
01/02	Baltimore	-	-	-	-	-	-	-	-	-	-	1	1	1.0	1	1
1999 Season Totals		**2**	**31**	**15.5**	**29**	**0**	**2**	**16**	**8.0**	**11**	**0**	**1**	**1**	**1.0**	**1**	**1**

1999 GAME-BY-GAME DEFENSIVE STATISTICS

Tabulated from Coaching Grades (Listed Alphabetically)

TEDY BRUSCHI

Date	Opp.	TT	UT	A	S/Y	I/Y	PD	FF	FR	ST
09/12	at NYJ	14	8	6	1/2	-	-	-	-	-
09/19	Indy	10	6	4	-	-	1	1	-	-
09/26	NYG	9	2	7	-	-	-	-	-	-
10/03	at Clev.	7	4	3	1/6	-	-	-	-	-
10/10	at KC	7	6	1	-	-	-	-	-	-
10/17	Miami				inactive					
10/24	Denver				inactive					
10/31	at Ariz.	6	3	3	-	-	-	-	-	-
11/15	NY Jets	13	9	4	-	-	-	-	-	-
11/21	at Miami	8	6	2	-	-	1	-	-	-
11/28	at Buf.	14	8	6	-	-	1	-	-	-
12/05	Dallas	8	4	4	-	-	1	-	-	-
12/12	at Indy	7	3	4	-	-	1	-	-	-
12/19	at Phil.	12	6	6	-	1/1	1	-	-	-
12/26	Buffalo	13	7	6	-	-	-	-	1	-
01/02	Balt.	10	5	5	-	-	-	-	-	-
1999	**Totals**	**138**	**77**	**61**	**2/8**	**1/1**	**6**	**1**	**1**	**0**

CHRIS CARTER

Date	Opp.	TT	UT	A	S/Y	I/Y	PD	FF	FR	ST
09/12	at NYJ	7	4	3	-	-	-	-	-	2
09/19	Indy	7	5	2	-	2/13	2	-	-	-
09/26	NYG	4	2	2	-	-	-	-	-	-
10/03	at Clev.	6	5	1	-	-	1	-	-	1
10/10	at KC	10	3	7	-	-	-	-	-	-
10/17	Miami	9	3	6	1/1	-	2	-	-	1
10/24	Denver	5	4	1	-	-	-	-	-	-
10/31	at Ariz.	3	1	2	-	-	3	-	-	-
11/15	NY Jets	7	3	4	-	1/0	1	-	-	-
11/21	at Miami	9	5	4	-	-	-	-	-	2
11/28	at Buf.	6	2	4	-	-	-	-	-	-
12/05	Dallas	6	4	2	-	-	-	-	-	-
12/12	at Indy	6	4	2	-	-	1	-	-	-
12/19	at Phil.	5	3	2	-	-	-	-	-	-
12/26	Buffalo	4	4	0	-	-	-	-	1	-
01/02	Balt.				inactive					
1999	**Totals**	**94**	**52**	**42**	**1/1**	**3/13**	**10**	**0**	**1**	**6**

FERRIC COLLONS

Date	Opp.	TT	UT	A	S/Y	I/Y	PD	FF	FR	ST
09/12	at NYJ				inactive					
09/19	Indy	2	2	0	-	-	-	-	-	-
09/26	NYG	1	0	1	-	-	-	-	-	-
10/03	at Clev.	1	1	0	-	-	-	-	-	-
10/10	at KC	4	3	1	-	-	-	-	-	-
10/17	Miami	2	1	1	-	-	-	-	-	-
10/24	Denver	0	0	0	-	-	-	-	-	-
10/31	at Ariz.	2	1	1	-	-	1	-	-	-
11/15	NY Jets	0	0	0	-	-	-	-	-	-
11/21	at Miami	6	3	3	-	-	-	-	-	-
11/28	at Buf.	3	3	0	-	-	-	-	-	-
12/05	Dallas	7	5	2	1/8	-	-	-	-	-
12/12	at Indy	1	1	0	-	-	-	-	-	-
12/19	at Phil.				inactive					
12/26	Buffalo	1	1	0	-	-	-	1	-	-
01/02	Balt.	2	2	0	1/8	-	-	-	-	-
1999	**Totals**	**32**	**23**	**9**	**2/16**	**0**	**1**	**1**	**0**	**0**

VERNON CRAWFORD

Date	Opp.	TT	UT	A	S/Y	I/Y	PD	FF	FR	ST
09/12	at NYJ	0	0	0	-	-	-	-	-	1
09/19	Indy	0	0	0	-	-	-	-	-	1
09/26	NYG	0	0	0	-	-	-	-	-	2
10/03	at Clev.	0	0	0	-	-	-	-	-	2
10/10	at KC	0	0	0	-	-	-	-	-	-
10/17	Miami	0	0	0	-	-	-	-	-	2
10/24	Denver	5	3	2	-	-	-	-	-	2
10/31	at Ariz.				inactive					
11/15	NY Jets				inactive					
11/21	at Miami				inactive					
11/28	at Buf.				inactive					
12/05	Dallas				inactive					
12/12	at Indy				inactive					
12/19	at Phil.	0	0	0	-	-	-	-	-	-
12/26	Buffalo				inactive					
01/02	Balt.	0	0	0	-	-	-	-	-	-
1999	**Totals**	**5**	**3**	**2**	**0/0**	**0/0**	**0**	**0**	**0**	**10**

CHAD EATON

Date	Opp.	TT	UT	A	S/Y	I/Y	PD	FF	FR	ST
09/12	at NYJ	2	2	0	-	-	-	-	-	1
09/19	Indy	4	3	1	-	-	-	-	-	-
09/26	NYG	3	1	2	-	-	-	-	-	-
10/03	at Clev.	3	2	1	-	-	-	-	-	-
10/10	at KC	6	4	2	1.5/9	-	-	-	-	-
10/17	Miami	5	3	2	0.5/1.5	-	-	-	-	-
10/24	Denver	6	5	1	1/0	-	-	-	-	-
10/31	at Ariz.	3	2	1	-	-	-	-	-	-
11/15	NY Jets	7	6	1	-	-	-	-	-	-
11/21	at Miami	1	1	0	-	-	-	-	1	-
11/28	at Buf.	3	3	0	-	-	-	1	-	-
12/05	Dallas	3	3	0	-	-	-	-	-	-
12/12	at Indy	0	0	0	-	-	-	-	-	-
12/19	at Phil.	2	1	1	-	-	-	-	-	-
12/26	Buffalo	4	3	1	-	-	-	-	1	-
01/02	Balt.	1	1	0	-	-	-	-	1	-
1999	**Totals**	**53**	**40**	**13**	**3/10.5**	**0**	**0**	**1**	**3**	**1**

TONY GEORGE

Date	Opp.	TT	UT	A	S/Y	I/Y	PD	FF	FR	ST
09/12	at NYJ	0	0	0	-	-	-	-	-	-
09/19	Indy	0	0	0	-	-	-	-	-	1
09/26	NYG	1	1	0	-	-	-	-	-	3
10/03	at Clev.	1	1	0	-	-	-	-	-	-
10/10	at KC	0	0	0	-	-	-	-	-	-
10/17	Miami	0	0	0	-	-	-	-	-	-
10/24	Denver	0	0	0	-	-	-	-	-	2
10/31	at Ariz.	0	0	0	-	-	-	-	-	1
11/15	NY Jets	1	0	1	-	-	-	-	-	-
11/21	at Miami	0	0	0	-	-	-	-	-	1
11/28	at Buf.	0	0	0	-	-	-	-	-	-
12/05	Dallas	0	0	0	-	-	-	-	-	-
12/12	at Indy	3	2	1	-	-	-	-	-	1
12/19	at Phil.	0	0	0	-	-	-	-	-	-
12/26	Buffalo	5	3	2	-	-	-	1	-	-
01/02	Balt.	6	4	2	-	-	-	-	-	-
1999	**Totals**	**17**	**11**	**6**	**0**	**0**	**0**	**1**	**0**	**9**

STEVE ISRAEL

Date	Opp.	TT	UT	A	S/Y	I/Y	PD	FF	FR	ST
09/12	at NYJ	6	6	0	1/15	1/0	1	1	-	-
09/19	Indy	5	4	1	-	-	3	-	-	-
09/26	NYG	7	6	1	-	-	-	-	-	-
10/03	at Clev.	4	4	0	-	-	1	-	-	-
10/10	at KC	6	5	1	-	-	1	-	-	-
10/17	Miami	3	3	0	-	-	1	-	-	-
10/24	Denver	2	2	0	-	-	-	-	-	2
10/31	at Ariz.	4	4	0	-	-	1	-	-	2
11/15	NY Jets	4	4	0	-	-	-	-	-	-
11/21	at Miami	6	5	1	-	-	1	-	1	-
11/28	at Buf.	5	2	3	-	-	2	-	1	-
12/05	Dallas	3	3	0	-	-	-	-	-	-
12/12	at Indy	1	0	1	-	-	-	-	-	-
12/19	at Phil.				did not play					
12/26	Buffalo				inactive					
01/02	Balt.				inactive					
1999	**Totals**	**56**	**48**	**8**	**1/15**	**1/0**	**11**	**1**	**2**	**4**

TED JOHNSON

Date	Opp.	TT	UT	A	S/Y	I/Y	PD	FF	FR	ST
09/12	at NYJ				inactive					
09/19	Indy				inactive					
09/26	NYG				inactive					
10/03	at Clev.				inactive					
10/10	at KC				inactive					
10/17	Miami				inactive					
10/24	Denver				inactive					
10/31	at Ariz.				inactive					
11/15	NY Jets				inactive					
11/21	at Miami				inactive					
11/28	at Buf.				inactive					
12/05	Dallas	10	6	4	-	-	-	-	-	-
12/12	at Indy	10	6	4	-	-	-	-	-	-
12/19	at Phil.	13	10	3	-	-	-	-	-	-
12/26	Buffalo	14	6	8	-	-	-	-	-	-
01/02	Balt.	12	8	4	2/14	-	-	1	-	-
1999	**Totals**	**59**	**36**	**23**	**2/14**	**0**	**0**	**1**	**0**	**0**

TEBUCKY JONES

Date	Opp.	TT	UT	A	S/Y	I/Y	PD	FF	FR	ST
09/12	at NYJ	1	1	0	-	-	-	-	-	-
09/19	Indy	1	1	0	-	-	-	1	-	-
09/26	NYG	0	0	0	-	-	-	-	-	-
10/03	at Clev.				inactive					
10/10	at KC				did not play					
10/17	Miami				inactive					
10/24	Denver				inactive					
10/31	at Ariz.	0	0	0	-	-	-	-	-	3
11/15	NY Jets	5	5	0	-	-	1	-	-	1
11/21	at Miami	2	1	1	-	-	1	-	-	-
11/28	at Buf.	2	1	1	-	-	1	-	-	-
12/05	Dallas	1	1	0	-	-	1	-	-	1
12/12	at Indy	3	3	0	-	-	-	-	-	-
12/19	at Phil.	4	4	0	-	-	3	-	-	-
12/26	Buffalo	7	6	1	-	-	-	-	-	-
01/02	Balt.				Placed on Injured Reserve					
1999	**Totals**	**26**	**23**	**3**	**0**	**0**	**7**	**1**	**0**	**5**

1999 GAME-BY-GAME DEFENSIVE STATISTICS (CONT.)

Tabulated from Coaching Grades (Listed Alphabetically)

ANDY KATZENMDYER

Date	Opp.	TT	UT	A	S/Y	I/Y	PD	FF	FR	ST
09/12	at NYJ	5	3	2	-	-	-	-	-	-
09/19	Indy	10	8	2	-	-	-	-	-	-
09/26	NYG	10	6	4	-	-	-	-	-	-
10/03	at Clev.	9	6	3	-	-	-	-	-	1
10/10	at KC	13	11	2	0.5/0	-	-	-	-	1
10/17	Miami	12	12	0	2/14	1/57	1	-	-	-
10/24	Denver	14	11	3	-	-	-	-	-	1
10/31	at Ariz.	3	1	2	-	-	-	-	-	-
11/15	NY Jets	8	4	4	-	-	-	-	-	-
11/21	at Miami	8	6	2	-	-	-	-	-	-
11/28	at Buf.	5	2	3	-	-	-	-	-	-
12/05	Dallas	1	1	0	-	-	-	-	-	1
12/12	at Indy	2	0	2	-	-	-	-	-	-
12/19	at Phil.	2	2	0	-	-	-	-	-	-
12/26	Buffalo	3	2	1	1/0	-	-	-	-	-
01/02	Balt.	2	1	1	-	-	1	-	-	-
1999	**Totals**	**107**	**76**	**31**	**3.5/14**	**1/57**	**2**	**0**	**0**	**4**

JEFF KOPP

TT	UT	A	S/Y	I/Y	PD	FF	FR	ST
			signed on 10/27/99					
1	0	1	-	-	-	-	-	1
0	0	0	-	-	-	-	-	-
0	0	0	-	-	-	-	-	1
0	0	0	-	-	-	-	-	-
			inactive					
			inactive					
			inactive					
0	0	0	-	-	-	-	-	-
0	0	0	-	-	-	-	-	1
1	**0**	**1**	**0**	**0**	**0**	**0**	**0**	**3**

BOB KUBERSKI

TT	UT	A	S/Y	I/Y	PD	FF	FR	ST
-	-	-	-	-	-	-	-	-
			inactive					
			inactive					
			inactive					
			inactive					
0	0	0	-	-	-	-	-	-
1	1	0	-	-	-	-	-	-
0	0	0	-	-	-	-	-	-
			inactive					
			inactive					
			inactive					
			inactive					
			inactive					
2	2	0	-	-	-	-	-	-
			inactive					
			inactive					
3	**3**	**0**	**0**	**0**	**0**	**0**	**0**	**0**

TY LAW

Date	Opp.	TT	UT	A	S/Y	I/Y	PD	FF	FR	ST
09/12	at NYJ	5	3	2	-	-	3	-	-	-
09/19	Indy	6	5	1	-	-	2	1	1	-
09/26	NYG	5	5	0	-	-	2	-	-	-
10/03	at Clev.	1	1	0	-	-	-	-	-	-
10/10	at KC	5	5	0	-	-	2	-	-	-
10/17	Miami	10	9	1	.5/6.5	1/27	4	-	-	-
10/24	Denver	6	5	1	-	-	-	-	-	-
10/31	at Ariz.	7	7	0	-	1/-7	3	-	-	-
11/15	NY Jets	5	5	0	-	-	1	-	-	-
11/21	at Miami	2	2	0	-	-	1	1	-	-
11/28	at Buf.	1	0	1	-	-	-	-	-	-
12/05	Dallas	6	3	3	-	-	1	-	-	-
12/12	at Indy	5	5	0	-	-	-	-	-	-
12/19	at Phil.				inactive					
12/26	Buffalo				inactive					
01/02	Balt.				Placed on Injured Reserve					
1999	**Totals**	**64**	**55**	**9**	**.5/6.5**	**2/20**	**19**	**2**	**1**	**0**

WILLIE McGINEST

TT	UT	A	S/Y	I/Y	PD	FF	FR	ST
6	5	1	2/15	-	-	1	1	-
7	6	1	-	-	1	-	-	-
4	3	1	-	-	-	-	-	-
4	3	1	1/3	-	-	-	-	-
6	5	1	-	-	-	-	-	-
7	5	2	1.5/7.5	-	-	-	-	-
3	3	0	1/1	-	-	-	-	-
5	4	1	.5/4.0	-	-	-	-	-
8	7	1	-	-	-	-	-	-
5	4	1	1/11	-	1	-	-	-
4	4	0	-	-	-	-	-	-
5	4	1	1/7	-	-	-	-	-
2	2	0	-	-	-	-	-	-
9	7	2	-	-	-	-	-	-
4	3	1	-	-	-	-	-	-
5	5	0	1/11	-	-	-	1	-
84	**70**	**14**	**9/59.5**	**0**	**2**	**1**	**2**	**0**

LAWYER MILLOY

TT	UT	A	S/Y	I/Y	PD	FF	FR	ST
14	9	5	-	1/0	3	-	-	-
8	5	3	-	-	-	-	-	-
12	9	3	-	-	-	-	-	-
8	7	1	1/7	-	-	-	-	-
16	11	5	-	1/0	1	1	1	-
12	8	4	-	-	1	-	-	-
14	9	5	-	-	1	-	-	-
4	2	2	-	-	-	-	-	-
12	9	3	-	1/17	1	1	-	-
12	8	4	-	-	-	1	-	-
9	6	3	-	-	-	-	-	-
5	2	3	-	-	1	-	-	-
6	3	3	-	-	-	-	1	-
12	7	5	-	-	-	-	-	-
13	5	8	-	-	-	-	-	-
16	12	4	1/10	1/0	2	-	-	-
173	**112**	**61**	**2/17**	**4/17**	**10**	**3**	**2**	**0**

BRANDON MITCHELL

Date	Opp.	TT	UT	A	S/Y	I/Y	PD	FF	FR	ST
09/12	at NYJ	2	0	2	-	-	-	-	-	-
09/19	Indy	3	3	0	-	-	1	-	1	-
09/26	NYG	5	3	2	-	-	-	-	-	-
10/03	at Clev.	3	2	1	1/5	-	-	-	-	-
10/10	at KC	4	3	1	-	-	-	-	-	-
10/17	Miami	6	4	2	1/3	-	-	-	-	-
10/24	Denver	3	0	3	-	-	-	-	-	-
10/31	at Ariz.	3	2	1	1/5	-	1	-	-	-
11/15	NY Jets	7	7	0	-	-	-	-	-	-
11/21	at Miami	1	1	0	-	-	-	-	-	-
11/28	at Buf.	4	1	3	-	-	-	-	-	-
12/05	Dallas	3	3	0	-	-	-	-	-	-
12/12	at Indy	2	1	1	-	-	-	-	-	-
12/19	at Phil.	5	5	0	-	-	1	-	-	-
12/26	Buffalo	9	6	3	-	-	-	-	-	-
01/02	Balt.	1	1	0	-	-	-	-	-	-
1999	**Totals**	**61**	**42**	**19**	**3/13**	**0**	**3**	**0**	**1**	**0**

MARTY MOORE

TT	UT	A	S/Y	I/Y	PD	FF	FR	ST
0	0	0	-	-	-	-	-	1
0	0	0	-	-	-	-	-	2
0	0	0	-	-	-	-	-	-
0	0	0	-	-	-	-	-	1
2	1	1	-	-	-	-	-	2
7	5	2	-	-	-	-	-	1
0	0	0	-	-	-	-	-	-
			inactive					
0	0	0	-	-	-	-	-	-
0	0	0	-	-	-	-	-	1
0	0	0	-	-	-	-	-	1
0	0	0	-	-	-	-	-	1
0	0	0	-	-	-	-	-	-
0	0	0	-	-	-	1	-	1
0	0	0	-	-	-	-	-	1
0	0	0	-	-	-	-	-	-
9	**6**	**3**	**0**	**0**	**0**	**1**	**0**	**12**

BERNARD RUSS

TT	UT	A	S/Y	I/Y	PD	FF	FR	ST
0	0	0	-	-	-	-	-	2
0	0	0	-	-	-	-	-	1
0	0	0	-	-	-	-	-	-
0	0	0	-	-	-	-	-	-
0	0	0	-	-	-	-	-	-
			inactive					
			inactive					
0	0	0	-	-	-	-	-	-
0	0	0	-	-	-	-	-	-
			inactive					
			inactive					
			inactive					
			Released 12/6/99					
0	**0**	**0**	**0**	**0**	**0**	**0**	**0**	**3**

1999 GAME-BY-GAME DEFENSIVE STATISTICS (CONT.)

Tabulated from Coaching Grades (Listed Alphabetically)

		KATO SERWANGA									CHRIS SLADE									GREG SPIRES								
Date	Opp.	TT	UT	A	S/Y	I/Y	PD	FF	FR	ST	TT	UT	A	S/Y	I/Y	PD	FF	FR	ST	TT	UT	A	S/Y	I/Y	PD	FF	FR	ST
09/12	at NYJ	0	0	0	-	-	-	-	-	1	5	3	2	-	1/0	1	-	-	-	2	2	0	-	-	-	-	-	-
09/19	Indy	0	0	0	-	-	-	-	-	1	3	1	2	-	-	1	-	-	-	0	0	0	-	-	-	-	-	-
09/26	NYG	0	0	0	-	-	1	-	-	-	5	1	4	-	-	-	-	-	-	0	0	0	-	-	-	-	-	1
10/03	at Clev.	1	1	0	-	-	1	-	1	-	3	0	3	-	-	-	-	-	-	0	0	0	-	-	-	-	-	-
10/10	at KC	4	4	0	-	-	-	1	-	1	7	2	5	-	-	-	-	-	-	0	0	0	-	-	-	-	-	-
10/17	Miami	3	2	1	-	-	2	-	-	-	10	7	3	2/13	-	-	-	-	-	4	3	10.5/6.5	-	-	-	-	-	1
10/24	Denver	2	2	0	-	-	2	-	-	-	6	3	3	1/6	-	-	-	-	-	1	1	0	-	-	-	-	-	-
10/31	at Ariz.	4	1	3	1	2	2	-	-	1	6	2	4	0.5/4.0	-	2	-	-	-	0	0	0	-	-	-	-	-	-
11/15	NY Jets	0	0	0	-	-	-	-	-	-	4	2	2	-	-	-	-	-	-	0	0	0	-	-	-	-	-	-
11/21	at Miami	0	0	0	-	-	-	-	-	-	4	3	1	-	-	1	-	-	-	0	0	0	-	-	-	-	-	-
11/28	at Buf.	2	2	0	-	-	-	-	-	-	2	1	1	-	-	1	-	-	-	1	1	0	-	-	-	-	-	-
12/05	Dallas	2	2	0	-	-	-	-	-	-	6	5	1	-	-	-	-	-	-	0	0	0	-	-	-	-	-	-
12/12	at Indy	2	2	0	-	-	1	-	-	-	6	4	2	-	-	-	-	-	-	0	0	0	-	-	-	-	-	-
12/19	at Phil.	5	4	1	-	1/0	3	-	-	-	3	2	1	-	-	1	-	-	-	Placed on Injured Reserve 12/14/99								
12/26	Buffalo	16	14	2	1/6	-	1	-	-	1	7	5	2	1/0	-	1	-	-	-									
01/02	Balt.	8	7	1	-	1/0	2	1	-	-	11	8	3	-	-	-	-	-	-									
1999	**Totals**	**49**	**41**	**8**	**1/6**	**3/2**	**15**	**2**	**1**	**5**	**88**	**49**	**39**	**4.5/23.0**	**1/0**	**8**	**0**	**0**	**0**	**8**	**7**	**1**	**0.5/6.5**	**0**	**0**	**0**	**0**	**2**

		CHRIS SULLIVAN									HENRY THOMAS									LARRY WHIGHAM								
Date	Opp.	TT	UT	A	S/Y	I/Y	PD	FF	FR	ST	TT	UT	A	S/Y	I/Y	PD	FF	FR	ST	TT	UT	A	S/Y	I/Y	PD	FF	FR	ST
09/12	at NYJ	3	2	1	-	-	-	-	-	-	8	3	5	-	-	-	-	-	-	1	1	0	-	-	-	-	-	5
09/19	Indy	0	0	0	-	-	-	-	-	-	6	3	3	-	-	-	-	-	-	0	0	0	-	-	-	-	-	-
09/26	NYG	0	0	0	-	-	-	-	-	-	2	1	1	-	-	-	-	-	-	7	7	0	1/15	-	-	-	-	1
10/03	at Clev.	1	1	0	-	-	-	-	-	-	2	1	1	-	-	-	-	-	-	0	0	0	-	-	-	-	-	1
10/10	at KC	1	1	0	-	-	-	-	-	-	3	2	1	-	-	-	-	-	-	3	2	1	-	-	-	-	-	1
10/17	Miami	2	0	2	-	-	-	-	-	-	6	3	3	-	-	-	-	-	-	0	0	0	-	-	-	-	-	-
10/24	Denver	0	0	0	-	-	-	-	-	1	2	2	0	-	-	-	-	-	-	1	1	0	-	-	-	-	-	1
10/31	at Ariz.	1	1	0	-	-	-	-	-	1	3	3	0	1/8	-	-	-	-	-	1	0	1	-	-	-	-	-	-
11/15	NY Jets	2	2	0	-	-	-	-	-	-	10	7	3	-	-	-	-	-	-	2	1	1	-	-	-	-	-	-
11/21	at Miami	0	0	0	-	-	1	-	-	-	3	3	0	-	-	-	-	-	-	3	2	1	1/8	-	-	-	-	1
11/28	at Buf.	3	2	1	-	-	-	-	-	-	3	2	1	-	-	-	-	-	-	3	1	2	-	-	-	-	-	1
12/05	Dallas	0	0	0	-	-	-	-	-	-	6	2	4	-	-	-	-	-	-	5	4	1	1/5	-	-	1	-	-
12/12	at Indy	1	1	0	1/8	-	-	-	-	-	5	3	2	-	-	-	-	-	-	0	0	0	-	-	-	-	-	-
12/19	at Phil.	0	0	0	-	-	1	-	-	-	9	7	2	-	-	-	-	-	-	2	1	1	-	-	-	-	-	2
12/26	Buffalo	6	4	2	-	-	1	1	-	-	11	6	5	-	-	-	-	-	-	2	2	0	-	-	-	-	-	-
01/02	Balt.	1	1	0	-	-	-	-	-	-	8	8	0	2/14	-	1	-	-	-	1	1	0	-	-	1	-	-	1
1999	**Totals**	**21**	**15**	**6**	**1/8**	**0**	**3**	**1**	**0**	**2**	**87**	**56**	**31**	**3/22**	**0**	**1**	**0**	**0**	**0**	**31**	**23**	**8**	**3/28**	**0**	**1**	**1**	**0**	**14**

1999 GAME-BY-GAME SPECIAL TEAMS TACKLES

Tabulated from Coaching Grades (Listed Alphabetically)

		Bartrum	Brisby	Brown	T. Carter	Ellison	Floyd	Johnson	Morey	Rutledge	Simmons	Shaw	Vinatieri	Warren
Date	Opp.	TT-S-A	TT-S-A	TT-S-A	TT-S-A	TT-S-A	TT-S-A	TT-S-A	TT-S-A	TT-S-A	TT-T-A	TT-S-A	TT-S-A	TT-S-A
09/12	at NYJ	1-0-1	0-0-0	1-1-0	0-0-0		0-0-0	0-0-0	inactive	0-0-0	0-0-0	3-1-2	1-0-1	0-0-0
09/19	Indy	0-0-0	0-0-0	1-1-0	0-0-0	signed	0-0-0	0-0-0	P.S	0-0-0	0-0-0	1-1-0	0-0-0	1-1-0
09/26	NYG	0-0-0	0-0-0	0-0-0	0-0-0	9/29/99	0-0-0	0-0-0	P.S.	0-0-0	0-0-0	0-0-0	0-0-0	0-0-0
10/03	at Clev.	0-0-0	0-0-0	0-0-0	0-0-0	1-1-0	0-0-0	0-0-0	P.S.	0-0-0	0-0-0	inactive	0-0-0	0-0-0
10/10	at KC	0-0-0	0-0-0	0-0-0	1-0-1	0-0-0	1-1-0	0-0-0	P.S.	0-0-0	1-1-0	inactive	0-0-0	0-0-0
10/17	Miami	0-0-0	1-0-1	inactive	1-0-1	2-2-0	inactive	1-1-0	P.S.	0-0-0	0-0-0	inactive	0-0-0	1-0-1
10/24	Denver	2-1-1	0-0-0	inactive	0-0-0	2-1-1	inactive	0-0-0	P.S.	1-0-1	1-0-1	inactive	0-0-0	1-0-1
10/31	at Ariz.	0-0-0	0-0-0	0-0-0	0-0-0	0-0-0	inactive	0-0-0	P.S	0-0-0	0-0-0	inactive	0-0-0	0-0-0
11/15	NY Jets	0-0-0	1-1-0	0-0-0	0-0-0	1-0-1	1-1-0	0-0-0	P.S	0-0-0	0-0-0	inactive	0-0-0	0-0-0
11/21	at Miami	0-0-0	0-0-0	0-0-0	0-0-0	2-1-1	0-0-0	0-0-0	P.S	0-0-0	0-0-0	inactive	0-0-0	0-0-0
11/28	at Buf.	1-0-1	0-0-0	0-0-0	1-0-1	0-0-0	0-0-0	0-0-0	signed	0-0-0	0-0-0	inactive	0-0-0	0-0-0
12/05	Dallas	0-0-0	0-0-0	0-0-0	0-0-0	0-0-0	1-1-0	0-0-0	12/7/99	0-0-0	0-0-0	1-1-0	0-0-0	0-0-0
12/12	at Indy	1-1-0	0-0-0	0-0-0	0-0-0	1-0-1	1-0-1	0-0-0	inactive	0-0-0	0-0-0	1-0-1	0-0-0	0-0-0
12/19	at Phil.	1-1-0	0-0-0	1-1-0	0-0-0	2-2-0	0-0-0	0-0-0	inactive	0-0-0	1-0-1	1-0-1	0-0-0	1-1-0
12/26	Buffalo	0-0-0	0-0-0	0-0-0	0-0-0	0-0-0	0-0-0	0-0-0	2-2-0	0-0-0	0-0-0	0-0-0	0-0-0	0-0-0
01/02	Balt.	0-0-0	0-0-0	1-1-0	0-0-0	0-0-0	1-1-0	0-0-0	2-2-0	0-0-0	0-0-0	0-0-0	0-0-0	0-0-0
1999	**Totals**	**6-3-3**	**2-1-1**	**4-4-0**	**3-0-3**	**11-7-4**	**5-4-1**	**1-1-0**	**4-4-0**	**1-0-1**	**3-1-2**	**7-3-4**	**1-0-1**	**4-2-2**

1999 GAME-BY-GAME SPECIAL TEAM TOTALS

KICKING/PUNTING

1999 Kicking Totals — Adam Vinatieri

Date	Opponent	XP	XPA	%	FG	FGA	Blk	%	PTS
09/12	at New York Jets	3	3	100%	3	3	0	100%	12
09/19	Indianapolis	4	4	100%	1	1	0	100%	7
09/26	NY Giants	1	1	100%	3	3	0	100%	10
10/03	at Cleveland	1	1	100%	2	3	0	66.7%	7
10/10	at Kansas City	2	2	100%	0	2	0	0%	2
10/17	Miami	3	3	100%	3	3	0	100%	12
10/24	Denver	3	3	100%	1	1	0	100%	6
10/31	at Arizona	3	4	75%	0	0	0	--	3
11/15	New York Jets	2	2	100%	1	1	0	100%	5
11/21	at Miami	2	2	100%	1	1	0	100%	5
11/28	at Buffalo	1	1	100%	0	0	0	--	1
12/05	Dallas	1	1	100%	2	2	0	100%	7
12/12	at Indianapolis	0	0	--	3	3	0	100%	9
12/19	at Philadelphia	0	0	--	3	4	0	100%	9
12/26	Buffalo	1	1	100%	1	4	0	25%	4
01/02	Baltimore	2	2	100%	2	2	0	100.0%	8
1999 Totals		**29**	**30**	**97%**	**26**	**33**	**0**	**78.8%**	**107**

1999 Punting Totals — Lee Johnson

Date	Opponent	No.	Yds	Avg	TB	In 20	Lg	B
09/12	at New York Jets	4	192	48.0	0	1	51	0
09/19	Indianapolis	6	295	49.2	1	1	57	0
09/26	NY Giants	4	164	41.0	1	1	58	0
10/03	at Cleveland	6	248	41.3	0	1	56	0
10/10	at Kansas City	3	139	46.3	0	1	52	0
10/17	Miami	6	251	41.8	1	0	57	0
10/24	Denver	7	319	45.6	2	3	55	0
10/31	at Arizona	10	376	37.6	2	5	54	0
11/15	New York Jets	4	154	38.5	1	0	48	0
11/21	at Miami	6	229	38.2	0	3	50	0
11/28	at Buffalo	6	212	35.3	2	1	48	0
12/05	Dallas	4	162	40.5	1	1	56	0
12/12	at Indianapolis	5	222	44.4	1	2	49	0
12/19	at Philadelphia	6	297	49.5	1	1	58	0
12/26	Buffalo	8	290	36.3	1	2	51	0
01/02	Baltimore	5	185	37.0	0	0	50	0
1999 Totals		**90**	**3735**	**41.5**	**14**	**23**	**58**	**0**

Troy Brown — Punt Returns

Date	Opponent	No	FC	Yds	Avg	LG	TD
09/12	at New York Jets	2	0	33	16.5	26	0
09/19	Indianapolis	2	2	5	2.5	5	0
09/26	NY Giants	2	0	18	9.0	13	0
10/03	at Cleveland	6	1	35	5.8	12	0
10/10	at Kansas City	-	-	-	-	-	-
10/17	Miami	inactive					
10/24	Denver	inactive					
10/31	at Arizona	did not play					
11/15	New York Jets	3	0	17	5.7	9	0
11/21	at Miami	3	3	16	5.3	8	0
11/28	at Buffalo	3	1	34	11.3	20	0
12/05	Dallas	3	1	32	10.7	16	0
12/12	at Indianapolis	4	0	69	17.3	22	0
12/19	at Philadelphia	4	4	45	11.3	32	0
12/26	Buffalo	2	1	31	17.3	17	0
01/02	Baltimore	4	0	70	17.5	52	0
1999 Totals		**38**	**13**	**405**	**10.7**	**52**	**0**

Kevin Faulk — Punt Returns

Date	Opponent	No	FC	Yds	Avg	LG	TD
09/12	at New York Jets	-	-	-	-	-	-
09/19	Indianapolis	-	-	-	-	-	-
09/26	NY Giants	inactive					
10/03	at Cleveland	inactive					
10/10	at Kansas City	1	0	-1	-1.0	-1	0
10/17	Miami	3	1	17	5.7	15	0
10/24	Denver	4	0	70	17.5	20	0
10/31	at Arizona	2	3	4	2.0	4	0
11/15	New York Jets	-	-	-	-	-	-
11/21	at Miami	-	-	-	-	-	-
11/28	at Buffalo	-	-	-	-	-	-
12/05	Dallas	-	-	-	-	-	-
12/12	at Indianapolis	-	-	-	-	-	-
12/19	at Philadelphia	Placed on Injured Reserve 12/14					
12/26	Buffalo						
01/02	Baltimore						
1999 Totals		**10**	**4**	**90**	**9.0**	**20**	**0**

Kevin Faulk — Kickoff Returns

Date	Opp.	No	Yds	Avg	LG	TD
09/12	at NY Jets	3	69	23.0	27	0
09/19	Indy	4	64	16.0	21	0
09/26	NY Giants	inactive				
10/03	at Cleveland	inactive				
10/10	at K.C.	3	68	22.7	32	0
10/17	Miami	5	143	28.6	61	0
10/24	Denver	6	140	23.3	33	0
10/31	at Arizona	1	14	14.0	14	0
11/15	NY Jets	4	170	42.5	95	0
11/21	at Miami	6	115	19.2	27	0
11/28	at Buffalo	3	62	20.7	27	0
12/05	Dallas	2	50	25.0	27	0
12/12	at Indy	2	48	24.0	28	0
12/19	at Phi	injured reserve				
12/26	Buffalo					
01/02	Baltimore					
1999 Totals		**39**	**943**	**24.2**	**95**	**0**

Troy Brown — Kickoff Returns

No	Yds	Avg	LG	TD
-	-	-	-	-
-	-	-	-	-
-	-	-	-	-
1	16	16.0	16	0
1	28	28.0	28	0
inactive				
inactive				
did not play				
-	-	-	-	-
-	-	-	-	-
-	-	-	-	-
-	-	-	-	-
-	-	-	-	-
-	-	-	-	-
-	-	-	-	-
4	124	31.0	42	0
2	103	51.5	54	0
8	**271**	**33.9**	**54**	**0**

Tony Simmons — Kickoff Returns

No	Yds	Avg	LG	TD
-	-	-	-	-
-	-	-	-	-
-	-	-	-	-
-	-	-	-	-
-	-	-	-	-
-	-	-	-	-
-	-	-	-	-
-	-	-	-	-
-	-	-	-	-
-	-	-	-	-
2	37	18.5	20	0
4	95	23.8	29	0
-	-	-	-	-
-	-	-	-	-
-	-	-	-	-
6	**132**	**22.0**	**29**	**0**

Tebucky Jones — Kickoff Returns

No	Yds	Avg	LG	TD
-	-	-	-	-
1	18	18.0	18	0
2	43	21.5	23	0
inactive				
-	-	-	-	-
inactive				
inactive				
-	-	-	-	-
1	28	28.0	28	0
-	-	-	-	-
-	-	-	-	-
-	-	-	-	-
-	-	-	-	-
-	-	-	-	-
-	-	-	-	-
-	-	-	-	-
5	**113**	**22.6**	**28**	**0**

Other Kickoff Returns: Lamont Warren 2 for 25 yards; Jerry Ellison 1 for 13 yards; Chris Sullivan 1 for 1 yard.

1999 TURNOVER RATIO

REGULAR SEASON TURNOVER RATIO (-2)

	TAKEWAYS			POINTS OFF TAKEWAYS				Total
	Ints.	Fumbles	Total	TDs	FGs	Total	Conv. %	Points
PATRIOTS	16	15	31	9	2	11	35%	69
Opponents	21	12	33	6	8	14	42%	66

		TAKE-AWAYS			GIVE-AWAYS			+/-	
Date	Opponent	Ints.	Fumbles	Total	Ints.	Fumbles	Total	Differential	Results
09/12	**at New York Jets**	**3**	**1**	**4**	**1**	**1**	**2**	**2**	**30-28**
09/19	**Indianapolis**	**2**	**2**	**4**	**0**	**1**	**1**	**3**	**31-28**
09/26	**NY Giants**	**0**	**0**	**0**	**0**	**0**	**0**	**0**	**16-14**
10/03	**at Cleveland**	**0**	**1**	**1**	**0**	**2**	**2**	**-1**	**19-7**
10/10	at Kansas City	1	1	2	2	2	4	-2	14-16
10/17	Miami	2	0	2	1	1	2	0	30-31
10/24	**Denver**	**0**	**0**	**0**	**0**	**0**	**0**	**0**	**24-23**
10/31	**at Arizona**	**2**	**0**	**2**	**0**	**0**	**0**	**2**	**27-3**
11/15	New York Jets	2	0	2	3	0	3	-1	17-24
11/21	at Miami	0	2	2	5	0	5	-3	17-27
11/28	at Buffalo	0	1	1	1	1	2	-1	7-17
12/05	**Dallas**	**0**	**0**	**0**	**2**	**0**	**2**	**-2**	**13-6**
12/12	at Indianapolis	0	1	1	1	0	1	0	15-20
12/19	at Philadelphia	2	1	3	4	3	7	-4	9-24
12/26	Buffalo	0	3	3	0	1	1	2	10-13
01/02	**Baltimore**	**2**	**2**	**4**	**1**	**0**	**1**	**3**	**20-3**
1998	**Season Totals**	**16**	**15**	**31**	**21**	**12**	**33**	**-2**	**8-8 record**

bold indicates victories

1999 QUARTER-BY-QUARTER SCORING

REGULAR SEASON		PATRIOTS						OPPONENTS						POINT	OVERALL
Date	Opponent	1	2	3	4	OT	Final	1	2	3	4	OT	Final	+/-	Record
09/12	**at New York Jets**	**3**	**7**	**17**	**3**	**--**	**30**	**7**	**9**	**6**	**6**	**--**	**28**	**2**	**1-0**
09/19	**Indianapolis**	**0**	**7**	**7**	**17**	**--**	**31**	**14**	**14**	**0**	**0**	**--**	**28**	**3**	**2-0**
09/26	**NY Giants**	**0**	**7**	**6**	**3**	**--**	**16**	**7**	**0**	**0**	**7**	**--**	**14**	**2**	**3-0**
10/03	**at Cleveland**	**0**	**6**	**7**	**6**	**--**	**19**	**7**	**0**	**0**	**0**	**--**	**7**	**12**	**4-0**
10/10	at Kansas City	7	0	0	7	--	14	3	0	10	3	--	16	-2	4-1
10/17	Miami	14	10	3	3	--	30	3	16	0	12	--	31	-1	4-2
10/24	**Denver**	**10**	**7**	**7**	**0**	**--**	**24**	**0**	**10**	**3**	**10**	**--**	**23**	**1**	**5-2**
10/31	**at Arizona**	**14**	**6**	**0**	**7**	**--**	**27**	**0**	**0**	**3**	**0**	**--**	**3**	**24**	**6-2**
11/15	New York Jets	0	3	0	14	--	17	0	21	0	3	--	24	-7	6-3
11/21	at Miami	7	3	7	0	--	17	3	7	14	3	--	27	-10	6-4
11/28	at Buffalo	0	0	0	7	--	7	3	7	7	0	--	17	-10	6-5
12/05	**Dallas**	**3**	**3**	**0**	**7**	**--**	**13**	**3**	**0**	**0**	**3**	**--**	**6**	**7**	**7-5**
12/12	at Indianapolis	3	3	3	6	--	15	7	7	6	0	--	20	-5	7-6
12/19	at Philadelphia	0	6	3	0	--	9	10	7	7	0	--	24	-15	7-7
12/26	Buffalo	0	3	0	7	0	10	3	0	0	7	3	13	-3	7-8
01/02	**Baltimore**	**0**	**13**	**7**	**0**	**--**	**20**	**0**	**3**	**0**	**0**	**--**	**3**	**17**	**8-8**
Regular Season Totals		**61**	**84**	**67**	**87**	**0**	**299**	**70**	**101**	**56**	**54**	**3**	**284**	**15**	**8-8**

1999 HONORS AND AWARDS

BRUCE ARMSTRONG
★ Pro Bowl Alternate.

DREW BLEDSOE
★ Pro Bowl Alternate.
★ AFC Offensive Player of the Week (Week 2).

TERRY GLENN
★ Pro Bowl Alternate.
★ AFC Offensive Player of the Week (Week 4).

TED JOHNSON
★ AFC Defensive Player of the Week (Week 17).

ANDY KATZENMOYER
★ Pro Football Weekly All-Rookie Team.
★ College and Pro Football Newsweekly All-Rookie Team.
★ Football News All-Rookie Team.
★ Football Digest All-Rookie Team.

TY LAW
★ Pro Bowl Alternate.

WILLIE McGINEST
★ Pro Bowl Alternate.
★ AFC Defensive Player of the Week (Week 1).

LAWYER MILLOY
★ First -Team Pro Bowl selection.
★ First Patriot safety ever to be selected to multiple Pro Bowls.
★ AP First Team All-Pro.
★ Sporting News All-Pro.
★ USA Today All-Pro Team.
★ Pro Football Weekly All-AFC Team.
★ College and Pro Football Newsweekly Second Team All-Pro.
★ Football News All-AFC Team.

ADAM VINATIERI
★ AFC Special Teams Player of the Month (September).

DAMIEN WOODY
★ Pro Football Weekly All-Rookie Team.
★ College and Pro Football Newsweekly All-Rookie Team.
★ Football News All-Rookie Team.
★ Football Digest All-Rookie Team.

MILLER LITE PLAYERS OF THE GAME

Opponent	Result	Miller Lite Player, Statistical Info
at NY Jets	W, 30-28	Drew Bledsoe; 21-30, 340 yards, 1 td, 1 interception
vs. Indianapolis	W, 31-28	Drew Bledsoe; 27-45, 299 yards, 4 tds, 0 interceptions
vs. NY Giants	W, 16-14	Adam Vinatieri; 10 points, 3-3 field goals, 1-1 extra points
at Cleveland	W, 19-7	Terry Glenn; 13 rec., 214 yds, 1 td; set franchise records with 13 and 214 yards
at Kansas City	L, 14-16	Tony Simmons; 7 receptions, 107 yards
vs. Miami	L, 30-31	Andy Katzenmoyer; 12 tackles, two sacks and a 57-yard interception for a td
vs. Denver	W, 24-23	Terry Allen; 17 attempts, 106 yards, 2 tds
at Arizona	W, 27-3	Shawn Jefferson, 3 receptions, 113 yards and 2 tds of 64 and 35 yards
vs. NY Jets	L, 17-24	Kevin Faulk, 4 kickoff returns for 170 yds, inc. a 95-yd; 2 catches for 21 yards, 1 td
at Miami	L, 17-27	Shawn Jefferson, 2 receptions, 86 yards, including a 68-yard td
at Buffalo	L, 7-17	Tedy Bruschi, led the team with 14 tackles
vs. Dallas	W, 13-6	Tedy Bruschi, recorded 8 tackles
at Colts	L, 15-20	Terry Glenn, 9 receptions, 148 yards
at Eagles	L, 9-24	Troy Brown, 5 receptions, 105 yards and 4 punt returns for 45 yards
vs. Buffalo	L, 10-13 ot	Terry Allen, 27 attempts, 126 yards, 1 td
vs. Baltimore	W, 20-3	Troy Brown, Totaled 192 combined yards (173 return yards and 19 receiving yards)

1999 PLAYER PARTICIPATION CHART

	GP/GS/DNP/INA	at NY Jets	Indianapolis	NY Giants	at Cleveland	at Kansas City	Miami	Denver	at Arizona	NY Jets	at Miami	at Buffalo	Dallas	at Indianapolis	at Philadelphia	Buffalo	Baltimore
Allen, Terry	16/13/0/0	sub	sub	sub	RB	RB	RB	RB	RB	RB	RB	RB	RB	RB	RB	RB	RB
Andersen, Jason	11/0/5/0	sub	sub	sub	sub	sub	dnp	sub	dnp	sub	sub	dnp	dnp	sub	dnp	sub	sub
Armstrong, Bruce	16/16/0/0	LT	LT	LT	LT	LT	LT	LT	LT	LT	LT	LT	LT	LT	LT	LT	LT
Bartrum, Mike	16/0/0/0	sub	sub	sub	sub	sub	sub	sub	sub	sub	sub	sub	sub	sub	sub	sub	sub
Billups, Terry	2/1/0/1										signed on 12/15/99				x	sub	RCB
Bishop, Michael	0/0/1/15	x	x	x	x	x	dnp	x	x	x	x	x	x	x	x	x	x
Bledsoe, Drew	16/16/0/0	QB	QB	QB	QB	QB	QB	QB	QB	QB	QB	QB	QB	QB	QB	QB	QB
Brisby, Vincent	12/1/0/4	x	x	x	sub	x	sub	sub	sub	sub	sub	sub	sub	sub	sub	WR	sub
Brown, Troy	13/1/1/2	sub	sub	sub	sub	sub	x	x	dnp	sub	sub	sub	sub	sub	sub	sub	WR
Bruschi, Tedy	14/14/0/2	WLB	WLB	WLB	WLB	WLB	x	x	WLB	WLB	WLB	WLB	WLB	WLB	WLB	WLB	WLB
Carter, Chris	15/15/0/1	FS	FS	FS	FS	FS	FS	FS	FS	FS	FS	FS	FS	FS	FS	FS	x
Carter, Tony	16/14/0/0	FB	FB	FB	FB	FB	FB	FB	FB	FB	sub	FB	FB	FB	FB	FB	sub
Cherry, J'Juan	0/0/2/3		exemption		x	x	x	dnp	dnp	placed on IR							
Clark, Rico	1/0/0/0																sub
Coates, Ben	16/15/0/0	TE	TE	TE	TE	TE	TE	TE	TE	TE	TE	TE	sub	TE	TE	TE	TE
Collons, Ferric	14/0/0/2	x	sub	sub	sub	sub	sub	sub	sub	sub	sub	sub	sub	sub	x	sub	sub
Crawford, Vernon	9/0/0/7	sub	sub	sub	sub	sub	sub	sub	x	x	x	x	x	x	sub	x	sub
Eaton, Chad	16/16/0/0	NT	NT	NT	NT	NT	NT	NT	NT	NT	NT	NT	NT	NT	NT	NT	NT
Ellis, Ed	1/1/7/8	x	RT	dnp	dnp	x	dnp	dnp	x	x	x	x	x	x	dnp	dnp	dnp
Ellison, Jerry	12/0/0/1	signed 9/29			sub	sub	sub	sub	sub	sub	sub	sub	sub	sub	sub	sub	x
Denson, Damon	2/0/0/0		sub	sub	released 9/29												
Faulk, Kevin	11/2/0/2	RB	RB	x	x	sub	sub	sub	sub	sub	sub	sub	sub	sub	Injured Reserve		
Fletcher, Derrick	0/0/1/15	x	x	x	x	x	x	dnp	x	x	x	x	x	x	x	x	x
Floyd, Chris	13/0/0/3	sub	sub	sub	sub	sub	x	x	x	sub	sub	sub	sub	sub	sub	sub	sub
Friesz, John	1/0/15/0	dnp	dnp	dnp	dnp	dnp	dnp	dnp	sub	dnp	dnp	dnp	dnp	dnp	dnp	dnp	dnp
George, Tony	16/1/0/0	sub	sub	sub	sub	sub	sub	sub	sub	sub	sub	sub	sub	sub	sub	sub	FS
Glenn, Terry	14/13/0/2	WR	WR	WR	WR	WR	WR	WR	WR	WR	WR	sub	WR	WR	WR	x	x
Irwin, Heath	15/13/0/1	LG	x	LG	LG	LG	LG	LG	LG	LG	LG	LG	LG	sub	LG	LG	sub
Israel, Steve	13/13/1/2	RCB	RCB	RCB	RCB	RCB	RCB	RCB	RCB	RCB	RCB	RCB	RCB	RCB	dnp	x	x
Ivy, Corey	0/0/1/0													signed 1/1/00			dnp
Jefferson, Shawn	16/16/0/0	WR	WR	WR	WR	WR	WR	WR	WR	WR	WR	WR	WR	WR	WR	WR	WR
Johnson, Lee	16/0/0/0	sub	sub	sub	sub	sub	sub	sub	sub	sub	sub	sub	sub	sub	sub	sub	sub
Johnson, Ted	5/5/0/11	x	x	x	x	x	x	x	x	x	x	x	MLB	MLB	MLB	MLB	MLB
Jones, Tebucky	11/2/1/3	sub	sub	sub	x	dnp	x	x	sub	sub	sub	sub	sub	sub	RCB	RCB	IR
Katzenmoyer, Andy	16/11/0/0	MLB	MLB	MLB	MLB	MLB	MLB	MLB	MLB	MLB	MLB	MLB	sub	sub	sub	sub	sub
Kopp, Jeff	6/0/0/3					signed 10/27			sub	sub	sub	sub	x	x	x	sub	sub
Kuberski, Bob	5/0/0/11	sub	x	x	x	x	sub	sub	sub	x	x	x	x	x	sub	x	x
Lane, Max	16/6/0/0	sub	LG	RT	RT	sub	sub	sub	sub	sub	sub	sub	sub	LG	RG	sub	LG
Law, Ty	13/13/0/2	LCB	LCB	LCB	LCB	LCB	LCB	LCB	LCB	LCB	LCB	LCB	LCB	LCB	x	x	IR
McGinest, Willie	16/16/0/0	DE	DE	DE	DE	DE	DE	DE	DE	DE	DE	DE	DE	DE	DE	DE	DE
Megna, Marc	0/0/0/3								signed off practice squad on 12/15						x	x	x
Merkerson, Ron	0/0/0/2	x	x	waived 9/20/99													
Milloy, Lawyer	16/16/0/0	SS	SS	SS	SS	SS	SS	SS	SS	SS	SS	SS	SS	SS	SS	SS	SS
Mitchell, Brandon	16/16/0/0	DE	DE	DE	DE	DE	DE	DE	DE	DE	DE	DE	DE	DE	DE	DE	DE
Moore, Marty	15/2/0/1	sub	sub	sub	sub	sub	WLB	WLB	x	sub	sub	sub	sub	sub	sub	sub	sub
Morey, Sean	2/0/0/3	x	waived 9/14/99								signed 12/7/99			x	x	sub	sub
Moss, Zefross	13/13/1/2	RT	x	x	dnp	RT	RT	RT	RT	RT	RT	RT	RT	RT	RT	RT	RT
Rucci, Todd	16/15/0/0	RG	RG	RG	RG	RG	RG	RG	RG	RG	RG	RG	RG	RG	sub	RG	RG
Russ, Bernard	6/0/0/6	sub	sub	sub	sub	sub	x	x	sub	x	x	x	x	waived 12/7/99			
Rutledge, Rod	16/2/0/0	sub	sub	sub	sub	sub	sub	sub	sub	sub	TE	sub	TE	sub	sub	sub	sub
Serwanga, Kato	16/3/0/0	sub	sub	sub	sub	sub	sub	sub	sub	sub	sub	sub	sub	sub	LCB	LCB	LCB
Shaw, Harold	8/0/0/8	sub	sub	sub	x	x	x	x	x	x	x	x	sub	sub	sub	sub	sub
Simmons, Tony	15/1/1/0	sub	sub	sub	sub	sub	sub	sub	sub	sub	sub	WR	sub	sub	sub	sub	dnp
Slade, Chris	16/16/0/0	SLB	SLB	SLB	SLB	SLB	SLB	SLB	SLB	SLB	SLB	SLB	SLB	SLB	SLB	SLB	SLB
Spires, Greg	11/0/0/2	sub	sub	sub	sub	sub	sub	sub	sub	sub	sub	sub	x	x	Injured Reserve		
Sullivan, Chris	16/0/0/0	sub	sub	sub	sub	sub	sub	sub	sub	sub	sub	sub	sub	sub	sub	sub	sub
Thomas, Henry	16/16/0/0	DT	DT	DT	DT	DT	DT	DT	DT	DT	DT	DT	DT	DT	DT	DT	DT
Vinatieri, Adam	16/0/0/0	sub	sub	sub	sub	sub	sub	sub	sub	sub	sub	sub	sub	sub	sub	sub	sub
Warren, Lamont	16/2/0/0	sub	sub	RB	sub	sub	sub	sub	sub	sub	sub	sub	sub	sub	sub	sub	RB
Whigham, Larry	16/0/0/0	sub	sub	sub	sub	sub	sub	sub	sub	sub	sub	sub	sub	sub	sub	sub	sub
Woody, Damien	16/160/0	C	C	C	C	C	C	C	C	C	C	C	C	C	C	C	C

x - inactive / CAPS - starters / sub - played / dnp - did not play

1999 OFFENSIVE/DEFENSIVE STARTERS

Date	Opponent	WR	LT	LG	C	RG	RT	TE	WR	QB	RB	FB
09/12	at New York Jets	Jefferson	Armstrong	Irwin	Woody	Rucci	Moss	Coates	Glenn	Bledsoe	Faulk	Carter
09/19	Indianapolis	Jefferson	Armstrong	Lane	Woody	Rucci	Ellis	Coates	Glenn	Bledsoe	Faulk	Carter
09/26	NY Giants	Jefferson	Armstrong	Irwin	Woody	Rucci	Lane	Coates	Glenn	Bledsoe	Warren	Carter
10/03	atCleveland	Jefferson	Armstrong	Irwin	Woody	Rucci	Lane	Coates	Glenn	Bledsoe	Allen	Carter
10/10	at Kansas City	Jefferson	Armstrong	Irwin	Woody	Rucci	Moss	Coates	Glenn	Bledsoe	Allen	Carter
10/17	Miami	Jefferson	Armstrong	Irwin	Woody	Rucci	Moss	Coates	Glenn	Bledsoe	Allen	Carter
10/24	Denver	Jefferson	Armstrong	Irwin	Woody	Rucci	Moss	Coates	Glenn	Bledsoe	Allen	Carter
10/31	at Arizona	Jefferson	Armstrong	Irwin	Woody	Rucci	Moss	Coates	Glenn	Bledsoe	Allen	Carter
11/15	New York Jets	Jefferson	Armstrong	Irwin	Woody	Rucci	Moss	Coates	Glenn	Bledsoe	Allen	Carter
11/21	at Miami	Jefferson	Armstrong	Irwin	Woody	Rucci	Moss	Coates	Glenn	Bledsoe	Allen	Rutledge
11/28	at Buffalo	Jefferson	Armstrong	Irwin	Woody	Rucci	Moss	Coates	Simmons	Bledsoe	Allen	Carter
12/05	Dallas	Jefferson	Armstrong	Irwin	Woody	Rucci	Moss	Rutledge	Glenn	Bledsoe	Allen	Carter
12/12	at Indianapolis	Jefferson	Armstrong	Lane	Woody	Rucci	Moss	Coates	Glenn	Bledsoe	Allen	Carter
12/19	at Philadelphia	Jefferson	Armstrong	Irwin	Woody	Lane	Moss	Coates	Glenn	Bledsoe	Allen	Carter
12/26	Buffalo	Jefferson	Armstrong	Irwin	Woody	Lane	Moss	Coates	Brisby	Bledsoe	Allen	Carter
01/02	Baltimore	Jefferson	Armstrong	Lane	Woody	Rucci	Moss	Coates	Brown	Bledsoe	Allen	Warren

Date	Opponent	DE	NT	OT	Elephant	SLB	MLB	WLB	LCB	RCB	SS	FS
09/12	at New York Jets	Mitchell	Eaton	Thomas	McGinest	Slade	Katzenmoyer	Bruschi	Law	Israel	Milloy	Carter
09/19	Indianapolis	Mitchell	Eaton	Thomas	McGinest	Slade	Katzenmoyer	Bruschi	Law	Israel	Milloy	Carter
09/26	NY Giants	Mitchell	Eaton	Thomas	McGinest	Slade	Katzenmoyer	Bruschi	Law	Israel	Milloy	Carter
10/03	at Cleveland	Mitchell	Eaton	Thomas	McGinest	Slade	Katzenmoyer	Bruschi	Law	Israel	Milloy	Carter
10/10	at Kansas City	Mitchell	Eaton	Thomas	McGinest	Slade	Katzenmoyer	Bruschi	Law	Israel	Milloy	Carter
10/17	Miami	Mitchell	Eaton	Thomas	McGinest	Slade	Katzenmoyer	Moore	Law	Israel	Milloy	Carter
10/24	Denver	Mitchell	Eaton	Thomas	McGinest	Slade	Katzenmoyer	Moore	Law	Israel	Milloy	Carter
10/31	at Arizona	Mitchell	Eaton	Thomas	McGinest	Slade	Katzenmoyer	Bruschi	Law	Israel	Milloy	Carter
11/15	New York Jets	Mitchell	Eaton	Thomas	McGinest	Slade	Katzenmoyer	Bruschi	Law	Israel	Milloy	Carter
11/21	at Miami	Mitchell	Eaton	Thomas	McGinest	Slade	Katzenmoyer	Bruschi	Law	Israel	Milloy	Carter
11/28	at Buffalo	Mitchell	Eaton	Thomas	McGinest	Slade	Katzenmoyer	Bruschi	Law	Israel	Milloy	Carter
12/05	Dallas	Mitchell	Eaton	Thomas	McGinest	Slade	Johnson	Bruschi	Law	Israel	Milloy	Carter
12/12	at Indianapolis	Mitchell	Eaton	Thomas	McGinest	Slade	Johnson	Bruschi	Law	Israel	Milloy	Carter
12/19	at Philadelphia	Mitchell	Eaton	Thomas	McGinest	Slade	Johnson	Bruschi	Serwanga	Jones	Milloy	Carter
12/26	Buffalo	Mitchell	Eaton	Thomas	McGinest	Slade	Johnson	Bruschi	Serwanga	Jones	Milloy	Carter
01/02	Baltimore	Mitchell	Eaton	Thomas	McGinest	Slade	Johnson	Bruschi	Serwanga	Billups	Milloy	George

1999-2000 ORGANIZATIONAL MOVEMENTS

1999

1/27 Ivan Fears, named wide receivers coach
Brad Seely, named special teams coach
Dante Scarnecchia, named offenisive line coach

2/9 Scott Rehberg, T, Selected by the Cleveland Browns in the 1999 allocation draft.

2/11 Tarren Crawford, OL, signed
Corey Gilliard, S, signed
Kadar Hamilton, S, signed
Chad Mackey, WR, signed
James Manley, DT, signed
Jim Murphy, QB, signed
Matt Reem, T, signed
Brent Warren, OL, signed
Sir Mawn Wilson, WR, signed

2/11 Ferric Collons, DE, terminated his contract

2/16 Henry Thomas, DT, re-signed

2/18 Lee Johnson, P, signed

2/22 Tarren Crawford, OL, allocated to NFL Europe
Cory Gilliard, S, allocated to NFL Europe
Kadar Hamilton, S, allocated to NFL Europe
Jim Murphy, QB, allocated to NFL Europe
Matt Reem, T, allocated to NFL Europe
Bernard Russ, LB, allocated to NFL Europe
Brent Warren, OL, allocated to NFL Europe
Sir Mawn Wilson, WR, allocated to NFL Europe

3/12 Adam Vinatieri, K, re-signed

3/31 Lovett Purnell, TE, traded to Baltimore for their 1999 sixth round choice (180th overall-DB Marcus Washington).

4/14 Larry Whigham, S, re-signed

4/17 Damien Woody, C, drafted
Andy Katzenmoyer, LB, drafted
Kevin Faulk, RB, drafted
Tony George, S, drafted
Traded 1999 first round pick (20 overall), third round pick (82 overall) and sixth round pick (191 overall) to Seattle for their 1999 first round pick (17 overall - Damien Woody).
Traded 1999 second round pick (52 overall) and fourth round pick (117 overall) to Tennessee for their 1999 second round pick (46th overall - RB Kevin Faulk).

4/17 Lamont Warren, RB, signed

4/18 Derrick Fletcher, OL, drafted
Marcus Washington,DB, drafted
Michael Bishop, QB, drafted
Sean Morey, WR, drafted

4/20 Jason Bray, CB, signed as rookie free agent
Willie Cohens, DE, signed as rookie free agent
Daniel Collins, G, signed as rookie free agent
Garrett Johnson, DT, signed as rookie free agent
Nafis Karim, WR, signed as rookie free agent
John Lumpkin, TE, signed as rookie free agent
Kendall Mack, T, signed as rookie free agent
Tim Martin, DE, signed as rookie free agent
Jonathan McCall, DT, signed as rookie free agent
Devon Smith. TE, signed as rookie free agent

4/22 John Friesz. QB, signed

4/22 Sedrick Shaw, RB, traded to the Cleveland Browns for past considerations

5/13 Brian Aikins, FB, signed
Jamie Bowers, RB, signed
Corey Ivy, CB, signed
Scott Mutryn, QB, signed

6/7 Chris Canty, CB, released

6/9 Jason Licht , hired to scouting staff

6/10 Sean Morey, WR, signed

6/11 Sterling Palmer, DE, signed

6/25 Michael Bishop, QB, signed

7/12 Marcus Washington, S, signed

7/28 Kevin Faulk, RB, signed
Tony George, S signed
Derrick Fletcher, T, signed
Willie Clay, S, terminated his contract

7/30 Damien Woody, C, signed
Andy Katzenmoyer, LB, signed
Nate Brooks, DB , signed
Marcus Williams, P/K, signed
Tarren Crawford, G, waived
Kendall Mack, OL, waived

7/31 Derrick Shepard, DT, waived

8/2 Devon Smith, TE , placed on injured reserve (knee).

8/3 Brandon Condie, TE, signed

8/5 Keivi Baker, WR, signed

8/11 Shawn Stuckey, LB, waived

8/16 Henry Lusk, TE, signed
Aaron Adams, LB, signed

8/17 Brandon Condie, TE, waived
Marques Brigham, RB, signed

8/19 Jack Mula, named director of legal and business affairs

8/20 Ty Law, signed seven-year contract extension

8/27 Terry Allen, signed to a two-year contract
Derrick Cullors, placed on injured reserve (knee)

8/30 Waived Brian Aikins, Keivi Baker, Marques Brigham, Nate Brooks, Daniel Collins, James Grier, waived, Nafis Karim, John Lumpkin, Chad Mackey, James Manley, Jim Murphy, Scott Mutryn, Matt Reem, Brent Warren, Marcus Williams, Sir Mawn Wilson.

8/31 Mike Sheridan, waived
Robert Edwards, placed on Reserve List - Non Football Injury

9/3 J'Juan Cherry, selected in the supplemental draft

9/5 Bob Kuberski, signed
Cory Gilliard, placed on Reserve List - Non Football Injury
Aaron Adams, waived

9/5 Waived Jamie Bowers, Jayson Bray, Willie Cohens, Dana Cottrell, Damon Denson, Kadar Hamilton, Corey Ivy, Garrett Johnson, Anthony Ladd, Henry Lusk, Tim Martin, Jon McCall, Leonta Rheams, Marcus Washington.

9/7 Eddie Conti, signed to the practice squad
Garrett Johnson, signed to the practice squad
Marc Megna, signed to the practice squad
Kerry Taylor, signed to the practice squad

1999-2000 ORGANIZATIONAL MOVEMENTS (CONT.)

9/9 Ferric Collons, signed
J'Juan Cherry, signed
Sterling Palmer, released
Marcus Jenkins, signed to the practice squad
9/15 Damon Denson, signed
Sean Morey, waived
Eddie Conti, released from practice squad
9/16 Sean Morey, signed to the practice squad
9/20 J'Juan Cherry, activated to the 53-man roster
Ron Merkerson, released
9/29 Jerry Ellison, signed
Damon Denson, released
Marques Brigham, signed to the practice squad
Garrett Johnson, released from practice squad
10/27 Jeff Kopp, signed
J'Juan Cherry, placed on injured reserve (hip)
Ron Merkerson, signed to the practice squad
Marques Brigham, released from practice squad
12/6 Bernard Russ, released from the active roster
Ron Merkerson, waived from practice squad
12/7 Sean Morey, signed to the active roster
Garrett Johnson, signed to the practice squad
12/8 Tony Hamler, signed to the practice squad
12/15 Terry Billups, signed to active roster
Mark Megna, signed to active roster
Kevin Faulk, placed on injured reserve (ankle)
Greg Spires, placed on injured reserve (knee)
Kelly Malveaux, signed to the practice squad
12/22 Noel Scarlett, signed to the practice squad
12/29 Ty Law, placed on injured reserve
Rico Clark, signed to the active roster
Noel Scarlett, released from the practice squad
Corey Ivy, signed to the practice squad
12/31 Tebucky Jones, placed on injured reserve
Corey Ivy, signed to the active roster

2000

1/27 Bill Belichick, named head coach of the New England Patriots
2/1 Jeff Davidson, retained as assistant offensive line coach
Ivan Fears, retained as wide receivers coach
Eric Mangini, named defensive backs coach
Dante Scarnecchia, named assistant head coach/offensive line coach
Charlie Weis, named offensive coordinator/running backs coach
2/4 Randy Melvin, named defensive line coach
Brad Seely, retained as special teams coach
DeWayne Walker, retained as defensive assistant
2/9 Dick Rehbein, named quarterbacks coach
Ben Coates, released
2/10 Lawyer Milloy, re-signed
Bruce Armstrong, released
Scott Pioli, named assistant director of player personnel
Dave Uyrus, named national scout
2/14 Raymont Harris, signed
Terry Allen, released
2/14 Ed Ellis, allocated to NFL Europe
Garrett Johnson, allocated to NFL Europe
Marc Megna, allocated to NFL Europe
Sean Morey, allocated to NFL Europe
Noel Scarlett, allocated to NFL Europe
2/16 Mike Woicik, named strength and conditioning coach
Markus Paul, named assistant strength and conditioning coach
2/18 Rob Ryan, named linebackers coach
2/22 Lamont Warren, released
2/28 Troy Brown, re-signed
2/29 Marc Megna, re-signed
Eric Bjornson, signed
Rob Tardio, signed
Brian Kuklick, signed
3/7 Corey Ivy, wived
3/9 Aaron Bailey, signed
3/13 Ed Ellis, re-signed
Sean Morey, re-signed
John Munch, signed
Terry Billups, his tender offer was withdrawn
3/17 Grant Williams, signed
Vernon Crawford, released
3/23 Tedy Bruschi, re-signed
Zefross Moss, released
4/3 Kato Serwanga, re-signed
4/10 Lance Scott, signed
Mike Bartrum, released
4/19 Reached agreements with rookie free agents, Maurice Anderson, Terrance Beadles, Matt Bumgardner, Adam Davis, Robbie Duncan, Chris Eitzmann, John Eskridge, Rob Gatrell, Reggie Grimes, Chad Holleman, James Kibble, Roshaun Matthews, Lonie Paxton, Scott Pospisil, Ryan Shaw, Jamel Smith, Maugaula Tuitele, Ryan Tujague, Martinez Williams
4/25 Signed rookie free agents, Matt Beck, Shockmain Davis, Seneca Gray, Evan Howell, Rodney Rideau, Mike Woods.
4/28 Antonio Langham, signed
Thad Sheldon, signed
Ernie Adams, named football research director
5/4 Barrin Simpson, signed as a rookie free agent
Brian Kuklick, waived
Robbie Duncan, waived
5/8 Jon Harris, signed
5/12 Kareem Anderson, signed as a rookie free agent
5/16 Derrick Cullors, released
5/18 Lionel Vital, hired as national scout
5/19 Matt Beck, waived
Seneca Gray, waived
Kendell Mack, waived
Rashaun Matthews, waived
5/25 Kareem Anderson, waived
Ryan Shaw, waived
Barrin Simpson, waived
5/30 J'Juan Cherry, waived
5/31 Jake Hallum, hired as area scout
Tony Gaiter, signed

LAST TIME IT HAPPENED

OVERTIME VICTORY
Patriots 27, Jets 24 at Foxboro, Sept. 14, 1997

OVERTIME LOSS
Bills 13, Patriots 10 at Foxboro, Dec. 26, 1999

SHUTOUTS
Patriots: 31-0 over Arizona at Foxboro Sept. 15, 1996
Opponents: 0-6 New York Jets at Foxboro Nov. 28, 1993

TOUCHDOWNS SCORED BY OFFENSE, DEFENSE AND SPECIAL TEAMS
Patriots: at Buffalo on Nov. 9, 1997 (kick return, int. return, rush and pass TD)

OFFENSIVE TEAM TOTALS

400 TOTAL NET YARDS
Patriots: 401 at Indianapolis on Dec. 12, 1999 (57 rush, 344 pass)
Opponents: 442 by Denver on Oct. 25, 1999 (133 rush, 309 pass)

500 TOTAL NET YARDS
Patriots: 506, vs. Seattle on Sept. 21, 1986 (120 rush, 386 pass)
Opponents: 525, at Miami on Sept. 4, 1994 (69 rush, 456 pass)

200 NET YARDS RUSHING
Patriots: 200, at St. Louis on Dec. 13, 1998
Opponents: 213, at Buffalo on Nov. 15, 1998

300 NET YARDS RUSHING
Patriots: 328, vs. N.Y. Jets on Sept. 18, 1983
Opponents: 304, at Philadelphia on Nov. 4, 1990

300 NET YARDS PASSING
Patriots: 344 at Indianapolis on Dec. 12, 1999
Opponents: 309 by Denver on Oct. 24, 1999

400 NET YARDS PASSING
Patriots: 414, vs. Miami on Nov. 23, 1998
Opponents: 413, vs. Jacksonville on Sept. 22, 1996

NO SACKS ALLOWED
Patriots: vs. Kansas City on Oct. 11, 1998
Opponents: Philadelphia on Dec. 19, 1999

NO SACKS ALLOWED BY BOTH TEAMS
Both Teams: vs. Pittsburgh on Dec. 13, 1997

NO TURNOVERS - BOTH TEAMS
Both Teams: Patriots vs. Denver on Oct. 24, 1999

INDIVIDUAL PERFORMANCES

RUSHING
100 YARDS RUSHING
Patriots: 126, Terry Allen vs. Buffalo on Dec. 26, 1999
Opponents: 101, Edgerrin James at Indianapolis on Dec. 12, 1999

200 YARDS RUSHING
Patriots: 212, Tony Collins vs. NY Jets on Sept. 18, 1983
Opponents: 210, Greg Bell vs. Los Angeles on Dec. 24, 1989

2 RUSHING TOUCHDOWNS
Patriots: 2, Terry Allen vs. Denver on Oct. 24, 1999
Opponents: 2, June Henley at St. Louis on Dec. 13, 1998

3 OR MORE RUSHING TOUCHDOWNS
Patriots: 3, Curtis Martin vs. Miami on Nov. 3, 1996
Opponents: 3, Karim Abdul-Jabbar on Nov. 23, 1997

LAST TIME IT HAPPENED (CONT.)

RECEIVING

10 OR MORE RECEPTIONS
Patriots: 13, Terry Glenn at Cleveland on Oct. 3, 1999
Opponents: 11, Keenan McCardell at Jacksonville on Dec. 7, 1997

100 YARDS RECEIVING
Patriots: 105, Troy Brown at Philadelphia on Dec. 19, 1999
Opponents: 114, Patrick Johnson vs. Baltimore on Jan. 2, 2000

2 RECEIVING TOUCHDOWNS
Patriots: 2, Shawn Jefferson at Arizona on Oct. 31, 1999
Opponents: 2, Torrance Small at Philadelphia on Dec. 19, 1999

3 OR MORE RECEIVING TOUCHDOWNS
Patriots: 3, Ben Coates at Buffalo on Nov. 26, 1995
Opponents:

PASSING

300-YARD PASSER
Patriots: 331, Drew Bledsoe at Philadelphia on Dec. 19, 1999
Opponents: 316, Brian Griese vs. Denver on Oct. 24, 1999

400-YARD PASSER
Patriots: 423, Drew Bledsoe vs. Miami on Nov. 23, 1998
Opponents: 432, Mark Brunell vs. Jacksonville on Sept. 22, 1996

4 TOUCHDOWN PASSES
Patriots: 4, Drew Bledsoe at Arizona on Oct. 31, 1999
Opponents: 4, Vinny Testaverde at New York Jets on Dec. 27, 1998

5 TOUCHDOWN PASSES
Patriots: 5, Steve Grogan vs. NY Jets on Sept. 9, 1979
Opponents: 5, Dan Marino at Miami on Sept. 4, 1996

MULTIPLE MILESTONE PERFORMANCES

TWO 100-YARD RUSHERS
Patriots: Tony Collins (103) and Mark van Eeghen (100) at Seattle on Dec. 19, 1982
Opponents: Randall Cunningham (124) and Heath Sherman (113) vs. Philadelphia on Nov. 4, 1990

2 RECEIVERS TO HAVE 10 OR MORE RECEPTIONS
Patriots: Leroy Thompson (11), Michael Timpson (10), Ben Coates (10) vs. Minnesota on 11/13/94
Opponents: none

TWO 100-YARD RECEIVERS
Patriots: Ben Coates (109) and Tony Simmons (109) at Indianapolis on Nov. 1, 1998
Opponents: Michael Jackson (128) and Derrick Alexander (123) at Baltimore on Oct. 6, 1996

100-YARD RUSHER AND 100-YARD RECEIVER
Patriots: Curtis Martin (104) and Shawn Jefferson (108) at Minnesota on Nov. 2, 1997
Opponents: Edgerrin James (101) and Marvin Harrison (118) at Indianapolis on Dec. 12, 1999

100-YARD RUSHER, 100-YARD RECEIVER, 300-YARD PASSER
Patriots: Curtis Martin (104), Shawn Jefferson (108), Drew Bledsoe (313) at Minnesota 11/2/97
Opponents: none

DEFENSE

INTERCEPTION RETURNED FOR A TOUCHDOWN
Patriots: Ty Law (27 yards) vs. Miami on Oct. 17, 1999
Opponents: Bryan Cox (27 yards) at New York Jets on Sept. 12, 1999

TWO INTERCEPTIONS RETURNED FOR TOUCHDOWNS
Patriots: Andy Katzenmoyer (57 yards) and Ty Law (27 yards) vs. Miami on Oct. 17, 1999

LAST TIME IT HAPPENED (CONT.)

FUMBLE RECOVERED IN THE END ZONE FOR A TOUCHDOWN
Patriots: Willie McGinest at New York Jets on Sept. 12, 1999
Opponents: Mike Lodish vs. Buffalo on Sept. 11, 1994

FUMBLE RETURNED FOR A TOUCHDOWN
Patriots: Chad Eaton (23 yards) vs. Baltimore on Jan. 2, 2000
Opponents: Chuck Smith (71 yards) vs. Atlanta on Nov. 8, 1998

AT LEAST THREE QUARTERBACK SACKS
Patriots: 3, Henry Thomas at St. Louis on Dec. 13, 1998
Opponents: 3, Mike Mamula at Philadelphia on Dec. 19, 1999

AT LEAST TWO INTERCEPTIONS
Patriots: 2, Chris Carter vs. Indianapolis on Sept. 19, 1999
Opponents: 2, Troy Vincent at Philadelphia on Dec. 19, 1999

AT LEAST THREE INTERCEPTIONS
Patriots: 3, Roland James at Buffalo on Oct. 23, 1983
Opponents: 3, Terry McDaniel vs. LA Raiders on Oct. 9, 1994

SAFETY
Patriots: Team, Neil O'Donnell intentional grounding in end zone at NY Jets on Oct. 19, 1997
Opponents: NY Jets, Bartrum snaps through end zone on a punt on Sept. 12, 1999

SPECIAL TEAMS

KICKOFF RETURNED FOR TOUCHDOWN
Patriots: Derrick Cullors (86 yards) at Buffalo on Nov. 9, 1997
Opponents: Reggie Barlow (92 yards) at Jacksonville on Dec. 7, 1997

PUNT RETURNED FOR TOUCHDOWN
Patriots: David Meggett (60 yards) at NY Giants on Dec. 21, 1996
Opponents: Russell Copeland (47 yards) at Buffalo on Sept. 5, 1993

BLOCKED PUNT
Patriots: Larry Whigham at Philadelphia on Dec. 19, 1999
Opponents: Corwin Brown vs. New York Jets on Sept. 14, 1997

BLOCKED PUNT RETURNED/RECOVERED FOR A TOUCHDOWN
Patriots: Tedy Bruschi (4 yards) at Baltimore on Oct. 6, 1996
Opponents: Mark Higgs (19 yards) at Miami on Oct. 18, 1990

BLOCKED FIELD GOAL ATTEMPT
Patriots: Ferric Collons vs. San Francisco on Dec. 20, 1998
Opponents: Trevor Pryce at Denver on Sept. 7, 1998

FAKE FIELD GOAL ATTEMPT
Patriots: at Buffalo, Sept. 8, 1996 (Tupa incomplete pass)
Opponents: at New York, Sept. 12, 1999 (Tupa run failed to convert 1st down)

BLOCKED PAT
Patriots: Troy Barnett at Buffalo on Nov. 26, 1995 (Steve Christie)
Opponents: Brad Ottis at Arizona on Oct. 31, 1999 (Adam Vinatieri)

PAT KICK MISSED (not blocked)
Patriots: Adam Vinatieri vs. Buffalo on Oct. 27, 1996 (wide left)
Opponents: Doug Pelfrey at Cincinnati on Sept. 18, 1994 (wide right)

4 FIELD GOALS IN A GAME
Patriots: Adam Vinatieri (4 of 4) at St. Louis on Dec. 13, 1998
Opponents: Olindo Mare (6-of-6) vs. Miami on Oct. 17, 1999

5 FIELD GOALS IN A GAME
Patriots: Adam Vinatieri vs. Jacksonville on Sept. 22, 1996
Opponents: Olindo Mare (6-of-6) vs. Miami on Oct. 17, 1999

NEW ENGLAND 30, NEW YORK JETS 28

September 12, 1999 • Meadowlands

GAME NOTES

- The Patriots' Miller Lite Player of the Game was QB Drew Bledsoe. He passed for 340 yards, tying the second highest opening day total of his career and team history. (340 yards against the S.D.Chargers on Aug. 31, 1997)
- The Patriots defense recorded four turnovers, three interceptions and one fumble recovery. The last time they accomplished that feat was against the Colts on Sept. 12, 1998.
- The Patriots started three rookies, running back Kevin Faulk, linebacker Andy Katzenmoyer and center Damien Woody against the Jets on opening day. The last time they started three rookies in the first game of the season was in 1993 when Drew Bledsoe started at quarterback, Todd Rucci at guard and Chris Slade at linebacker.

FIELD GOALS (made(_) and missed)

A. Vinatieri (33) (21) (23)

J. Hall None

	1	2	3	4	OT	F
NE	**3**	**7**	**17**	**3**	**--**	**30**
NY Jets	7	9	6	6	--	28

TEAM	SCORING PLAY
NE	Vinatieri 33 yd. Field Goal (11-77,5:56)
Jets	Anderson 27 yd. pass Testaverde (Hall,kick)(12-76,6:48)
NE	Simmons 58 yd. pass Bledsoe (Vinatieri,kick)(3-64,1:24)
Jets	K.Johnson 25 yd. pass Tupa (Hall,kick)(5-49,2:27)
Jets	L.Johnson tackled by TEAM for a SAFETY
NE	McGinest fumble rec. in endzone (Vinatieri,kick)
NE	Allen 22 yd. run (Vinatieri,kick)(3-31,1:21)
NE	Vinatieri 21 yd. Field Goal (7-58,3:25)
Jets	Baxter 7 yd. pass Tupa (Two-Pt NG)(5-65,2:13)
Jets	Cox 27 yd. interception return (Two-Pt NG)
NE	Vinatieri 23 yd. Field Goal (10-44,3:27)

TEAM STATS	Patriots	Jets
First Downs	16	19
Third Down Eff.	7-14-50%	7-13-54%
Total Net Yards	396	368
Offensive Plays	59	64
Avg. Gain Per Offensive Play	6.7	5.8
Net Yards Rushing	70	111
Total Rushing Plays	27	24
Net Yards Passing	326	257
Sacked/Yds Lost	2-14	4-32
Pass Att.-Comp.-Int	30-21-1	36-20-3
Punts /Average	4-48	3-41
Penalties Number And Yards	7-43	6-40
Fumbles Number And Lost	2-1	3-1
Field Goals Made-Attempts	3-3	0-0
Time Of Possession	28:50	31:10

Final Individual Statistics

NEW ENGLAND PATRIOTS

RUSHING	ATT	YDS	AVG	LG	TD
T. Allen	15	54	3.6	22	1
K. Faulk	10	17	1.7	4	0
D. Bledsoe	1	-1	-1.0	-1	0
L. Johnson	1	0	0.0	0	0
Total	**27**	**70**	**2.6**	**22**	**1**

PASSING	ATT	CMP	YDS	S/YL	TD	LG	IN
D. Bledsoe	30	21	340	2/14	1	58	1
Total	**30**	**21**	**340**	**2/14**	**1**	**58**	**1**

RECEIVING	NO	YDS	AVG	LG	TD
T. Glenn	7	113	16.1	45	0
S. Jefferson	4	67	16.8	34	0
B. Coates	3	51	17.0	22	0
T. Brown	2	33	16.5	18	0
T. Simmons	1	58	58.0	58	1
R. Rutledge	1	9	9.0	9	0
K. Faulk	1	8	8.0	8	0
L. Warren	1	6	6.0	6	0
T. Allen	1	-5	-5.0	-5	0
Total	**21**	**340**	**16.2**	**58**	**1**

INTERCEPTIONS	NO	YDS	AVG	LG	TD
S. Israel	1	0	0.0	0	0
L. Milloy	1	0	0.0	0	0
C. Slade	1	0	0.0	0	0
Total	**3**	**0**	**0.0**	**0**	**0**

PUNTING	NO	YDS	AVG	TB	IN20	LG
L.Johnson	4	192	48.0	0	1	51
Total	**4**	**192**	**48.0**	**0**	**1**	**51**

NEW YORK JETS

RUSHING	ATT	YDS	AVG	LG	TD
C. Martin	19	85	4.5	19	0
R. Anderson	1	16	16.0	16	0
T. Tupa	2	8	4.0	4	0
L. Johnson	1	2	2.0	2	0
K. Johnson	1	0	0.0	0	0
Total	**24**	**111**	**4.6**	**19**	**0**

PASSING	ATT	CMP	YDS	S/YL	TD	LG	IN
V.Testaverde	15	10	96	0/0	1	27	1
R.Mirer	11	4	28	1/2	0	10	2
T.Tupa	10	6	165	3/30	2	65	0
Total	**36**	**20**	**289**	**4/32**	**3**	**65**	**3**

RECEIVING	NO	YDS	AVG	LG	TD
K.Johnson	8	194	24.3	65	1
D.Ward	5	41	8.2	16	0
C.Martin	4	17	4.3	11	0
R.Anderson	1	27	27.0	27	1
F.Baxter	1	7	7.0	7	1
E.Green	1	3	3.0	3	0
Total	**20**	**289**	**14.5**	**65**	**3**

INTERCEPTIONS	NO	YDS	AVG	LG	TD
B.Cox	1	27	27.0	27	1
Total	**1**	**27**	**27.0**	**27**	**1**

PUNTING	NO	YDS	AVG	TB	IN20	LG
T.Tupa	3	123	41.0	0	1	49
Total	**3**	**123**	**41.0**	**0**	**1**	**49**

Game Weather: Clear/Sunny Temp.: 73 deg. Humidity: 75 Wind: SW 5 mph Attendance: 78,227 Time: 3:16

NEW ENGLAND 31, INDIANAPOLIS 28

September 19, 1999 • Foxboro Stadium

GAME NOTES

- Drew Bledsoe was named Miller Lite Player of the Game for second week in a row; 45 - 27 - 299 - 4 tds - 0 ints.
- Ben Coates caught 4 passes for 34 yards and 2 touchdowns. It was the ninth time he has had multiple touchdown receptions in one game.
- The Patriots won their fifth consecutive home opener, recovering from a 21-point halftime deficit to defeat the Colts 31-28. It marked only the fifth time in the 1990s a team was able to overcome a halftime deficit of more than 21 points.
- Terry Glenn led all receivers with 122 receiving yards on seven receptions (17.4 average) against the Colts.

FIELD GOALS (made(_) and missed)

A. Vinatieri (26)

	1	2	3	4	OT	F
Colts	14	14	0	0	--	28
NE	**0**	**7**	**7**	**17**	--	**31**

TEAM	SCORING PLAY
Colts	Harrison 42 yd. pass Manning (Vanderjagt,kick)(4-67,1:57)
Colts	Harrison 10 yd. pass Manning (Vanderjagt,kick)(8-88,4:02)
Colts	James 1 yd. run (Vanderjagt,kick)(5-39,2:12)
NE	Jefferson 11 yd. pass Bledsoe (Vinatieri,kick)(3-27,1:13)
Colts	Harrison 8 yd. pass Manning (Vanderjagt,kick)(12-79,6:56)
NE	Allen 8 yd. pass Bledsoe (Vinatieri,kick)(10-81,3:37)
NE	Coates 3 yd. pass Bledsoe (Vinatieri,kick)(8-58,4:17)
NE	Coates 10 yd. pass Bledsoe (Vinatieri,kick)(10-78,4:59)
NE	Vinatieri 26 yd. Field Goal (7-29,1:57)

TEAM STATS	Colts	Patriots
Total First Downs	23	26
Third Down Efficiency	3-9-33%	6-13-46%
Total Net Yards	344	400
Total Offensive Plays	63	73
Net Yards Rushing	121	108
Total Rushing Plays	33	27
Net Yards Passing	223	292
Sacked/Yds Lost	0-0	1-7
Pass Att.-Comp.- Int.	30-18-2	45-27-0
Punts Number And Average	5-39	6-49.2
Penalties Number And Yards	7-59	15-135
Fumbles Number And Lost	2-2	1-1
Field Goals Made-Attempts	0-0	1-1
Time Of Possession	30:57	29:03

Final Individual Statistics

INDIANAPOLIS COLTS

RUSHING	ATT	YDS	AVG	LG	TD
E. James	32	118	3.7	12	1
P. Manning	1	3	3.0	3	0
Total	**33**	**121**	**3.7**	**12**	**1**

PASSING	ATT	CMP	YDS	S/YL	TD	LG	IN
P. Manning	30	18	223	0/0	3	42	2
Total	**30**	**18**	**223**	**0/0**	**3**	**42**	**2**

RECEIVING	NO	YDS	AVG	LG	TD
M. Harrison	7	105	15.0	42	3
E.G. Green	5	61	12.2	23	0
M. Pollard	4	44	11.0	19	0
E. James	1	9	9.0	9	0
S. Greene	1	4	4.0	4	0
Total	**18**	**223**	**12.4**	**42**	**3**

INTERCEPTIONS	NO	YDS	AVG	LG	TD
Total	**0**	**0**	**0.0**	**0**	**0**

PUNTING	NO	YDS	AVG	TB	IN20	LG
H. Smith	5	195	39.0	1	2	46
Total	**5**	**195**	**39.0**	**1**	**2**	**46**

NEW ENGLAND PATRIOTS

RUSHING	ATT	YDS	AVG	LG	TD
T.Allen	15	74	4.9	21	0
L.Warren	4	18	4.5	7	0
K.Faulk	5	9	1.8	7	0
D.Bledsoe	3	7	2.3	5	0
Total	**27**	**108**	**4.0**	**21**	**0**

PASSING	ATT	CMP	YDS	S/YL	TD	LG	IN
D. Bledsoe	45	27	299	1/7	4	31	0
Total	**45**	**27**	**299**	**1/7**	**4**	**31**	**0**

RECEIVING	NO	YDS	AVG	LG	TD
T. Glenn	7	122	17.4	31	0
B. Coates	4	34	8.5	14	2
T. Carter	4	24	6.0	15	0
S. Jefferson	3	34	11.3	12	1
T. Brown	2	37	18.5	23	0
T. Simmons	2	16	8.0	9	0
T. Allen	2	8	4.0	8	1
L. Warren	1	16	16.0	16	0
R. Rutledge	1	7	7.0	7	0
K. Faulk	1	1	1.0	1	0
Total	**27**	**299**	**11.1**	**31**	**4**

INTERCEPTIONS	NO	YDS	AVG	LG	TD
C.Carter	2	13	6.5	8	0
Total	**2**	**13**	**6.5**	**8**	**0**

PUNTING	NO	YDS	AVG	TB	IN20	LG
L.Johnson	6	295	49.2	1	1	57
Total	**6**	**295**	**49.2**	**1**	**1**	**57**

Game Weather: Sunny. Temp.: 68 deg. Humidity: 67 Wind: E 10 mph Attendance: 59,640 Time: 3:14

NEW ENGLAND 16, NEW YORK GIANTS 14

September 26, 1999 • Foxboro Stadium

GAME NOTES

- Kicker Adam Vinatieri was named Miller Lite Player of the Game, accounting for 10 of the Patriots' 16 points on three field goals and one extra point.
- Tackle Bruce Armstrong started the 183rd regular season game of his Patriots career, tying a team record held by Hall of Famer John Hannah (1973-85).
- The Patriots won for only the second time in the past three seasons (1996-99) when they scored fewer than 20 pts.
- Neither team committed a turnover and it marked the first time during the 1999 season that both teams did not record a turnover.

FIELD GOALS (made(_) and missed)

B. Daluiso 41wl

A. Vinatieri (38) (19) (41)

	1	2	3	4	OT	F
NY Giants	7	0	0	7	--	14
NE	**0**	**7**	**6**	**3**	**--**	**16**

TEAM	SCORING PLAY
Giants	Johnson 6 yd. pass Graham (Daluiso,kick)(10-66,5:50)
NE	Allen 1 yd. run (Vinatieri,kick)(6-64,3:32)
NE	Vinatieri 38 yd. Field Goal (9-45,4:48)
NE	Vinatieri 19 yd. Field Goal (11-58,5:18)
NE	Vinatieri 41 yd. Field Goal (12-45,5:55)
Giants	Barber 1 yd. pass Graham (Daluiso,kick)(12-70,1:58)

TEAM STATS	Giants	Patriots
First Downs	19	17
Third Down Eff.	5-14 (36%)	5-12 (42%)
Total Net Yards	258	290
Offensive Plays	63	58
Net Yards Rushing	57	67
Rushing Plays	26	29
Net Yard Passing	201	223
Sacked/Yds Lost	1-15	1-10
Pass Att.-Comp.-Int.	36-23-0	28-20-0
Punts/Avg.	5/36.4	4/41.0
Pentalties-Yds	2-10	3-25
Fumbles/Lost	0/0	0/0
Field Goals Made-Att	0-1	3-3
Time of Possession	29:19	30:41

Final Individual Statistics

NEW YORK GIANTS

RUSHING	ATT	YDS	AVG	LG	TD
C. Way	8	23	2.9	4	0
L. Johnson	10	18	1.8	9	0
K. Graham	6	12	2.0	4	0
T. Barber	1	3	3.0	3	0
S. Bennett	1	1	1.0	1	0
Total	**26**	**57**	**2.2**	**9**	**0**

PASSING	ATT	CMP	YDS	S/YL	TD	LG	IN
K.Graham	36	23	216	1/15	2	27	0
Total	**36**	**23**	**216**	**1/15**	**2**	**27**	**0**

RECEIVING	NO	YDS	AVG	LG	TD
A. Toomer	7	69	9.9	22	0
T. Barber	5	46	9.2	23	1
I. Hilliard	4	47	11.8	27	0
P. Mitchell	3	30	10.0	14	0
L. Johnson	2	7	3.5	6	1
C. Way	1	11	11.0	11	0
H. Cross	1	6	6.0	6	0
Total	**23**	**216**	**9.4**	**27**	**2**

INTERCEPTIONS	NO	YDS	AVG	LG	TD
Total	**0**	**0**	**0.0**	**0**	**0**

PUNTING	NO	YDS	AVG	TB	IN20	LG
B.Maynard	5	182	36.4	0	2	57
Total	**5**	**182**	**36.4**	**0**	**2**	**57**

NEW ENGLAND PATRIOTS

RUSHING	ATT	YDS	AVG	LG	TD
T.Allen	20	50	2.5	10	1
T.Carter	2	10	5.0	9	0
L.Warren	4	7	1.8	9	0
D.Bledsoe	3	0	0.0	1	0
Total	**29**	**67**	**2.3**	**10**	**1**

PASSING	ATT	CMP	YDS	S/YL	TD	LG	IN
D. Bledsoe	28	20	233	1/10	0	45	0
Total	**28**	**20**	**233**	**1/10**	**0**	**45**	**0**

RECEIVING	NO	YDS	AVG	LG	TD
T.Glenn	5	95	19.0	45	0
T.Brown	4	50	12.5	25	0
S.Jefferson	4	35	8.8	11	0
B.Coates	3	33	11.0	14	0
T.Carter	2	8	4.0	9	0
L.Warren	1	12	12.0	12	0
T.Allen	1	0	0.0	0	0
Total	**20**	**233**	**11.7**	**45**	**0**

INTERCEPTIONS	NO	YDS	AVG	LG	TD
Total	**0**	**0**	**0.0**	**0**	**0**

PUNTING	NO	YDS	AVG	TB	IN20	LG
L.Johnson	4	164	41.0	1	1	58
Total	**4**	**164**	**41.0**	**1**	**1**	**58**

Game Weather: Clear, cool. Temp.: 62 deg. Humidity: 55 Wind: E 5 mph Attendance: 59,169 Time: 2:56

NEW ENGLAND 19, CLEVELAND 7

October 3, 1999 • Cleveland Browns Stadium

GAME NOTES

- Patriots' wide receiver Terry Glenn set team records with 13 catches for 214 yards against the Cleveland Browns and was named Miller Lite Player of the Game.
- The Patriots started the season 4-0 for just the fourth time in their 40-year history. Pete Carroll became the ONLY Patriots head coach to accomplish the feat twice (1997, 1999).
- Kicker Adam Vinatieri extended his consecutive PAT streak to a new franchise record of 106 straight, breaking the previous record set by Gino Cappelletti in 1966 (12/8/63 to 12/18/66).
- Quarterback Drew Bledsoe recorded a quarterback rating of 104.4, passing for 393 yards on 29 of 43 attempts (67%) and one touchdown.

FIELD GOALS (made(_) and missed)

A. Vinatieri (22) (21) 42wr

P. Dawson 38wr

	1	2	3	4	OT	F
NE	**0**	**6**	**7**	**6**	--	**19**
Browns	7	0	0	0	--	7

TEAM	SCORING PLAY
Browns	Johnson 64 yd. pass Couch (Dawson,kick)(2-64,0:47)
NE	Vinatieri 22 yd. Field Goal (11-67,5:02)
NE	Vinatieri 21 yd. Field Goal (11-45,3:49)
NE	Allen 3 yd. run (Vinatieri,kick)(12-80,5:37)
NE	Glenn 54 yd. pass Bledsoe (Two-Pt Att. NG)(4-80,1:21)

TEAM STATS	Patriots	Browns
First Downs	23	12
Third Down Eff.	9-19 (47%)	1-12 (8%)
Total Net Yards	451	250
Offensive Plays	82	52
Net Yards Rushing	90	70
Rushing Plays	35	20
Net Yard Passing	361	180
Sacked/Yds Lost	4/32	4/21
Pass Att.-Comp.-Int.	43-29-0	28-13-0
Punts/Avg.	6/43.8	9/43.4
Pentalties-Yds	7-59	5-45
Fumbles/Lost	4-2	2-1
Field Goals Made-Att	2-3	0-1
Time of Possession	37:26	22:34

Final Individual Statistics

NEW ENGLAND PATRIOTS

RUSHING	ATT	YDS	AVG	LG	TD
T. Allen	21	68	3.2	12	1
L. Warren	6	10	1.7	7	0
C. Floyd	3	9	3.0	6	0
T. Carter	1	4	4.0	4	0
D. Bledsoe	4	-1	-0.3	1	0
Total	**35**	**90**	**2.6**	**12**	**1**

PASSING	ATT	CMP	YDS	S/YL	TD	LG	IN
D. Bledsoe	43	29	393	4/32	1	54	0
Total	**43**	**29**	**393**	**4/32**	**1**	**54**	**0**

RECEIVING	ND	YDS	AVG	LG	TD
T. Glenn	13	214	16.5	54	1
T. Brown	4	59	14.8	30	0
T. Simmons	4	29	7.3	13	0
T. Carter	3	13	4.3	5	0
V. Brisby	2	27	13.5	16	0
S. Jefferson	1	32	32.0	32	0
C. Floyd	1	11	11.0	11	0
L. Warren	1	8	8.0	8	0
Total	**29**	**393**	**13.6**	**54**	**1**

INTERCEPTIONS	ND	YDS	AVG	LG	TD
Total	**0**	**0**	**0.0**	**0**	**0**

PUNTING	ND	YDS	AVG	TB	IN20	LG
L.Johnson	6	248	41.3	0	1	56
Total	**6**	**248**	**41.3**	**0**	**1**	**56**

CLEVELAND BROWNS

RUSHING	ATT	YDS	AVG	LG	TD
T. Kirby	15	71	4.7	27	0
T. Couch	3	11	3.6	10	0
G. Jones	1	2	2.0	2	0
R. Powell	1	-14	-14.0	-14	0
Total	**20**	**70**	**3.5**	**27**	**0**

PASSING	ATT	CMP	YDS	S/YL	TD	LG	IN
T. Couch	28	13	201	4/21	1	64	0
Total	**28**	**13**	**201**	**4/21**	**1**	**64**	**0**

RECEIVING	ND	YDS	AVG	LG	TD
K. Johnson	6	131	21.8	64t	1
T. Kirby	4	39	9.8	17	0
D. Chiaverini	2	23	11.5	18	0
L. Shepherd	1	8	8.0	8	0
Total	**13**	**201**	**15.5**	**64**	**1**

INTERCEPTIONS	ND	YDS	AVG	LG	TD
Total	**0**	**0**	**0.0**	**0**	**0**

PUNTING	ND	YDS	AVG	TB	IN20	LG
C. Gardocki	9	391	43.4	2	1	53
Total	**9**	**391**	**43.4**	**2**	**1**	**53**

Game Weather: Partly Sunny, Clouds. Temp.: 59 deg. Wind: N 15 mph Attendance: 72,368 Time: 3:18

KANSAS CITY 16, NEW ENGLAND 14

October 10, 1999 • Arrowhead Stadium

GAME NOTES

- WR Tony Simmons caught a career-high seven passes for 107 yards and was named Miller Lite Player of the Game. It was the second 100-yard game of his two-year career.
- S Lawyer Milloy led the team with 16 tackles (11 solo), intercepted his second pass of the season and recovered a fumble by Chiefs' tight end Tony Gonzalez in the second quarter.
- Quarterback Drew Bledsoe completed 23 of 45 passes for 334 yards against Kansas City. It was his third of five 300-yard games of the 1999 season. It was just his first loss in nine games when he passes for over 300 yards.

FIELD GOALS (made(_) and missed)

A. Vinatieri 48 wl 32 wr

P. Stoyanovich (22) (41) (23)

	1	2	3	4	OT	F
NE	**7**	**0**	**0**	**7**	**--**	**14**
Chiefs	3	0	10	3	--	16

TEAM	SCORING PLAY
Chiefs	Stoyanovich 22 yd. Field Goal (4-2,2:07)
NE	Glenn 49 yd. pass Bledsoe (Vinatieri,kick)(8-78,4:05)
Chiefs	Bennett 1 yd. run (Stoyanovich,kick)(14-76,8:06)
Chiefs	Stoyanovich 41 yd. Field Goal (9-38,4:20)
Chiefs	Stoyanovich 23 yd. Field Goal (14-63,8:05)
NE	Jefferson 8 yd. pass Bledsoe (Vinatieri,kick)(8-77,2:09)

TEAM STATS	Patriots	Chiefs
First Downs	18	20
Third Down Eff.	9-16 (56%)	7-16 (44%)
Total Net Yards	378	329
Offensive Plays	67	70
Net Yards Rushing	62	140
Rushing Plays	19	43
Net Yard Passing	316	189
Sacked/Yds Lost	3-18	1-9
Pass Att.-Comp.-Int	45-23-2	26-18-1
Punts/Avg.	3/46.3	5/31.4
Pentalties-Yds	7-35	4-24
Fumbles/Lost	5/2	2-1
Field Goals Made-Att	0-2	3-3
Time of Possession	24:23	35:37

Final Individual Statistics

NEW ENGLAND PATRIOTS

RUSHING	ATT	YDS	AVG	LG	TD
T. Allen	11	53	4.8	16	0
L. Warren	2	5	2.5	3	0
K. Faulk	3	2	0.7	2	0
D. Bledsoe	2	1	0.5	1	0
C. Floyd	1	1	1.0	1	0
Total	**19**	**62**	**3.3**	**16**	**0**

PASSING	ATT	CMP	YDS	S/YL	TD	LG	IN
Bledsoe	45	23	334	3/18	2	49	2
Total	**45**	**23**	**334**	**3/18**	**2**	**49**	**2**

RECEIVING	NO	YDS	AVG	LG	TD
T. Simmons	7	107	15.3	39	0
T. Glenn	5	92	18.4	49	1
T. Allen	3	39	13.0	23	0
S. Jefferson	2	35	17.5	27	1
L. Warren	2	25	12.5	15	0
B. Coates	1	18	18.0	18	0
R. Rutledge	1	8	8.0	8	0
T. Carter	1	5	5.0	5	0
C. Floyd	1	5	5.0	5	0
Total	**23**	**334**	**14.5**	**49**	**2**

INTERCEPTIONS	NO	YDS	AVG	LG	TD
L. Milloy	1	0	0.0	0	0
Total	**1**	**0**	**0.0**	**0**	**0**

PUNTING	NO	YDS	AVG	TB	IN20	LG
Johnson	3	139	46.3	0	1	52
Total	**3**	**139**	**46.3**	**0**	**1**	**52**

KANSAS CITY CHIEFS

RUSHING	ATT	YDS	AVG	LG	TD
D. Bennett	15	52	3.5	12	1
B. Morris	15	45	3.0	23	0
R. Shehee	5	28	5.6	12	0
T. Richardson	5	15	3.0	13	0
E. Grbac	3	0	0.0	1	0
Total	**43**	**140**	**3.3**	**23**	**1**

PASSING	ATT	CMP	YDS	S/YL	TD	LG	IN
Grbac	26	18	198	1/9	0	32	1
Total	**26**	**18**	**198**	**1/9**	**0**	**32**	**1**

RECEIVING	NO	YDS	AVG	LG	TD
J. Horn	4	75	18.8	32	0
K. Lockett	4	40	10.0	16	0
D. Bennett	4	12	3.0	9	0
T. Gonzalez	3	40	13.3	21	0
D. Alexander	2	25	12.5	17	0
A.Rison	1	6	6.0	6	0
Total	**18**	**198**	**11.0**	**32**	**0**

INTERCEPTIONS	NO	YDS	AVG	LG	TD
D. Edwards	1	15	15.0	15	0
J. Hasty	1	0	0. 0	0	0
Total	**2**	**15**	**7.5**	**15**	**0**

PUNTING	NO	YDS	AVG	TB	IN20	LG
Pope	5	157	31.4	1	1	45
Total	**5**	**157**	**31.4**	**1**	**1**	**45**

Game Weather: Clear and Sunny. Temp.: 73 deg. Humidity: 61. Wind: SW 3 mph Attendance: 78,636 Time: 3:07

MIAMI 31, NEW ENGLAND 30

October 17, 1999 • Foxboro Stadium

GAME NOTES

- Andy Katzenmoyer recorded his first interception of his career, which he returned 57 yards for the first score of his career. He also recorded 10 tackles, including two sacks and was named Miller Lite Player of the Game.
- Ty Law intercepted his first pass of the season and returned it for a touchdown. It was his third interception returned for touchdown of his career, which is a new franchise record.
- The last time the Patriots intercepted multiple passes and returned them for touchdowns was against the Dolphins on Nov. 23, 1997 (Larry Whigham, 60 yards and Jimmy Hitchcock, 100 yards).
- With his 22nd pass attempt of the game, Bledsoe (3,594) moved ahead of Steve Grogan (3,593) as the team's all-time passing attempts leader.

FIELD GOALS (made(_) and missed)

O. Mare (20) (33) (45) (45) (41) (53)

A. Vinatieri (41) (39) (34)

	1	2	3	4	OT	F
Dolphins	3	16	0	12	--	31
NE	**14**	**10**	**3**	**3**	**--**	**30**

TEAM	SCORING PLAY
NE	A.Katzenmoyer 57 yd. int. return (A.Vinatieri,kick)
NE	T.Law 27 yd. int. return (A.Vinatieri,kick)
Dolphins	Mare 20 yd. Field Goal (6-17,3:19)
Dolphins	Mare 33 yd. Field Goal (9-24,4:16)
Dolphins	T. Martin 69 yd. pass D.Huard (Mare,kick)(3-58,1:22)
NE	Vinatieri 41 yd. Field Goal (4-4,1:08)
Dolphins	Mare 45 yd. Field Goal (10-37,5:14)
NE	T. Simmons 29 yd. pass Bledsoe (Vinatieri,kick)(9-80,1:03)
Dolphins	Mare 45 yd. Field Goal (2-30,0:21)
NE	Vinatieri 39 yd. Field Goal (8-53,2:37)
Dolphins	Mare 41 yd. Field Goal (15-58,8:18)
NE	Vinatieri 34 yd. Field Goal (9-64,4:20)
Dolphins	Mare 53 yd. Field Goal (9-5,3:01)
Dolphins	S.Pritchett 5 yd. pass D.Huard (2-Pt Att. NG)(14-59,1:47)

TEAM STATS	Patriots	Miami
First Downs	22	14
Third Down Eff.	9-21 (43%)	2-11 (18%)
Total Net Yards	317	259
Offensive Plays	86	52
Net Yards Rushing	122	46
Rushing Plays	32	14
Net Yard Passing	195	213
Sacked/Yds Lost	9/53	2/12
Pass Att.-Comp.-Int.	45-25-2	36-17-1
Punts/Avg.	5/40.4	6/41.8
Pentalties-Yds	13-99	6-45
Fumbles/Lost	0-0	1-1
Field Goals Made-Att	6-6	3-3
Time of Possession	40:07	19:53

Final Individual Statistics

MIAMI DOLPHINS

RUSHING	ATT	YDS	AVG	LG	TD
C. Collins	20	59	3.0	14	0
D. Huard	6	54	9.0	25	0
S. Pritchett	3	8	2.7	4	0
R. Konrad	1	3	3.0	3	0
J.J. Johnson	2	-2	-1.0	0	0
Total	**32**	**122**	**3.8**	**25**	**0**

PASSING	ATT	CMP	YDS	S/YL	TD	LG	IN
D.Huard	42	24	240	9/53	2	69	1
D.Marino	3	1	8	0/0	0	8	1
Total	**45**	**25**	**248**	**9/53**	**2**	**69**	**2**

RECEIVING	NO	YDS	AVG	LG	TD
T. Martin	7	118	16.9	69	1
S. Pritchett	6	33	5.5	11	1
T. Drayton	4	49	12.3	23	0
O.J. McDuffie	3	20	6.7	12	0
J.J. Johnson	2	16	8.0	16	0
C. Collins	1	5	5.0	5	0
O. Gadsden	1	4	4.0	4	0
R. Konrad	1	3	3.0	3	0
Total	**25**	**248**	**9.9**	**69**	**2**

INTERCEPTIONS	NO	YDS	AVG	LG	TD
P. Surtain	1	0	0.0	0	0
Total	**1**	**0**	**0.0**	**0**	**0**

PUNTING	NO	YDS	AVG	TB	IN20	LG
T. Hutton	5	202	40.4	0	2	47
Total	**5**	**202**	**40.4**	**0**	**2**	**47**

NEW ENGLAND PATRIOTS

RUSHING	ATT	YDS	AVG	LG	TD
T. Allen	10	19	1.9	8	0
L. Warren	1	18	18.0	18	0
D. Bledsoe	1	6	6.0	6	0
K. Faulk	2	3	1.5	3	0
Total	**14**	**46**	**3.3**	**18**	**0**

PASSING	ATT	CMP	YDS	S/YL	TD	LG	IN
D. Bledsoe	36	17	225	2/12	1	40	1
Total	**36**	**17**	**225**	**2/12**	**1**	**40**	**1**

RECEIVING	NO	YDS	AVG	LG	TD
S. Jefferson	4	65	16.3	21	0
V. Brisby	3	68	22.7	40	0
T. Simmons	3	49	16.3	29	1
L. Warren	3	17	5.7	21	0
T. Allen	2	18	9.0	10	0
B. Coates	2	8	4.0	4	0
Total	**17**	**225**	**13.2**	**40**	**1**

INTERCEPTIONS	NO	YDS	AVG	LG	TD
A. Katzenmoyer	1	57	57.0	57t	1
T. Law	1	27	27.0	27t	1
Total	**2**	**84**	**42.0**	**57t**	**2**

PUNTING	NO	YDS	AVG	TB	IN20	LG
L. Johnson	6	251	41.8	1	0	57
Total	**6**	**251**	**41.8**	**1**	**0**	**57**

Game Weather: Sunny, warm. Temp.: 72 deg. Humidity: 65 Wind: SW 5 mph Attendance: 60,006. Time: 3:41

NEW ENGLAND 24, DENVER 23

October 24, 1999 • Foxboro Stadium

GAME NOTES

- Terry Allen was voted Miller Lite Player of the Game after rushing 106 yards on 17 attempts (6.2 avg.) and scored two touchdowns. His two rushing touchdowns, marked the first time a Patriot scored multiple touchdowns since Curtis Martin rushed for 3 touchdowns against Miami on Nov. 3, 1996.
- Kevin Faulk finished the game with 238 all-purpose yards, 24 rushing (including a 15-yard touchdown run), 4 receiving, 70 punt returns, 140 kick returns.
- The last time the Patriots defeated the Broncos (23-14 on Sept. 29, 1980), first-round draftees Damien Woody and Andy Katzenmoyer were each 2-years old. Drew Bledsoe was only 8 years old.

FIELD GOALS (made(_) and missed)

J. Elam (40) (28) (30) 59S

A. Vinatieri (28)

	1	2	3	4	OT	F
Broncos	0	10	3	10	--	23
NE	**10**	**7**	**7**	**0**	--	**24**

TEAM	SCORING PLAY
NE	K.Faulk 15 yd. run (Vinatieri,kick)(6-59,3:02)
NE	Vinatieri 28 yd. Field Goal (6-34,3:23)
Broncos	Elam 40 yd. Field Goal (12-67,6:26)
Broncos	R.Smith 28 yd. pass B.Griese (Elam,kick)(3-88,0:58)
NE	T.Allen 1 yd. run (Vinatieri,kick)(4-66,1:14)
Broncos	Elam 28 yd. Field Goal (7-62,3:27)
NE	T.Allen 1 yd. run (Vinatieri,kick)(6-69,3:08)
Broncos	B.Griese 7 yd. run (Elam,kick)(12-85,6:01)
Broncos	Elam 30 yd. Field Goal (11-59,4:25)

TEAM STATS	Broncos	Patriots
First Downs	23	15
Third Down Eff.	4-13 (31%)	2-11 (18%)
Total Net Yards	442	325
Offensive Plays	68	54
Net Yards Rushing	133	133
Rushing Plays	27	28
Net Yard Passing	309	192
Sacked/Yds Lost	3-7	4-22
Pass Att.-Comp.-Int.	38-25-0	22-13-0
Punts/Avg.	5/53	7/45.6
Pentalties-Yds	10-70	5-34
Fumbles/Lost	1-0	0-0
Field Goals Made-Att	3-4	1-1
Time of Possession	31:39	28:21

Final Individual Statistics

DENVER BRONCOS

RUSHING	ATT	YDS	AVG	LG	TD
O. Gary	19	90	4.7	60	0
B. Griese	3	23	7.7	14	1
J. Avery	2	13	6.5	11	0
H. Griffith	2	7	3.5	9	0
T. Rouen	1	0	0.0	0	0
Total	**27**	**133**	**4.9**	**60**	**1**

PASSING	ATT	CMP	YDS	S/YL	TD	LG	IN
B. Griese	38	25	316	3/7	1	41	0
Total	**38**	**25**	**316**	**3/7**	**1**	**41**	**0**

RECEIVING	NO	YDS	AVG	LG	TD
E. McCaffrey	5	111	22.2	41	0
B. Chamberlain	4	46	11.5	15	0
O. Gary	4	39	9.8	15	0
R. Smith	3	44	14.7	28	1
D. Carswell	3	31	10.3	20	0
J. Avery	3	13	4.3	8	0
A. Cooper	2	21	10.5	16	0
B. Miller	1	11	11.0	11	0
Total	**25**	**316**	**12.6**	**41**	**1**

INTERCEPTIONS	NO	YDS	AVG	LG	TD
Total	**0**	**0**	**0.0**	**0**	**0**

PUNTING	NO	YDS	AVG	TB	IN20	LG
T. Rouen	5	265	53.0	0	0	65
Total	**5**	**265**	**53.0**	**0**	**0**	**65**

NEW ENGLAND PATRIOTS

RUSHING	ATT	YDS	AVG	LG	TD
T. Allen	17	106	6.2	39	2
K. Faulk	5	24	4.8	15	1
T. Carter	1	6	6.0	6	0
D. Bledsoe	3	-2	-0.7	0	0
L. Warren	2	-1	-0.5	1	0
Total	**28**	**133**	**4.8**	**39**	**3**

PASSING	ATT	CMP	YDS	S/YL	TD	LG	IN
D. Bledsoe	22	13	214	4/22	0	67	0
Total	**22**	**13**	**214**	**4/22**	**0**	**67**	**0**

RECEIVING	NO	YDS	AVG	LG	TD
B. Coates	3	40	13.3	20	0
T. Glenn	2	80	40.0	67	0
T. Carter	2	31	15.5	20	0
L. Warren	2	21	10.5	13	0
S. Jefferson	2	11	5.5	6	0
V. Brisby	1	27	27.0	27	0
K. Faulk	1	4	4.0	4	0
Total	**13**	**214**	**16.5**	**67**	**0**

INTERCEPTIONS	NO	YDS	AVG	LG	TD
Total	**0**	**0**	**0.0**	**0**	**0**

PUNTING	NO	YDS	AVG	TB	IN20	LG
L. Johnson	7	319	45.6	2	3	55
Total	**7**	**319**	**45.6**	**2**	**3**	**55**

Game Weather: Sunny, windy and cool. Temp.: 53 deg. Humidity: 45 Wind: NW 25 mph Attendance: 60,011 Time: 3:05

NEW ENGLAND 27, ARIZONA 3

October 31, 1999 • Sun Devil Stadium

GAME NOTES

- Wide receiver Shawn Jefferson caught three passes for 113 yards (37.7 avg.) and two touchdowns (67 and 35-yards) and was named Miller Lite Player of the Game. He caught two touchdown passes for the second time in his career (at Baltimore, 10/6/96).
- The Patriots gained 142 yards on 43 attempts (3.3 avg.) on the ground against the Cardinals. It was their second highest total of the season. Running back Terry Allen led the charge with 88 yards on 21 carries (4.2 avg.).
- Quarterback Drew Bledsoe registered his second best quarterback rating of his seven-year career (168.0) against the Cardinals. He completed 14 of 22 passes for 276 yards and four touchdowns.

FIELD GOALS (made(_) and missed)

C. Jacke (24)

	1	2	3	4	OT	F
NE	**14**	**6**	**0**	**7**	**--**	**27**
Cardinals	0	0	3	0	--	3

TEAM	SCORING PLAY
NE	Warren 3 yd pass Bledsoe (Vinatieri,kick) (5-53,2:11)
NE	Jefferson 64 yd pass Bledsoe (Vinatieri,kick) (6-80,2:59)
NE	Jefferson 35 yd pass Bledsoe (NG,blocked) (6-61,2:30)
Cardinals	C.Jacke 24 yd Field Goal (10-60,5:03)
NE	Glenn 36 yd pass Bledsoe (Vinatieri,kick) (7-80,3:52)

TEAM STATS	Patriots	Cardinals
First Downs	17	8
Third Down Eff.	8-18 (44%)	3-16 (19%)
Total Net Yards	386	166
Offensive Plays	70	61
Net Yards Rushing	142	76
Rushing Plays	43	19
Net Yard Passing	244	90
Sacked/Yds Lost	5-32	3-21
Pass Att.-Comp.-Int	22-14-0	39-13-2
Punts/Avg.	10/37.6	9/43.3
Pentalties-Yds	4-36	5-30
Fumbles/Lost	3-0	0/0
Field Goals Made-Att	0-0	1-1
Time of Possession	36:04	23:56

Final Individual Statistics

NEW ENGLAND PATRIOTS

RUSHING	ATT	YDS	AVG	LG	TD
T.Allen	21	88	4.2	17	0
K.Faulk	17	42	2.5	8	0
J.Ellison	1	8	8.0	8	0
T.Carter	2	6	3.0	5	0
J.Friesz	2	-2	-1.0	-1	0
Total	**43**	**142**	**3.3**	**17**	**0**

PASSING	ATT	CMP	YDS	S/YL	TD	LG	IN
D.Bledsoe	22	14	276	5/32	4	64	0
Total	**22**	**14**	**276**	**5/32**	**4**	**64**	**0**

RECEIVING	NO	YDS	AVG	LG	TD
T.Glenn	4	63	15.8	36	1
S.Jefferson	3	113	37.7	64	2
V.Brisby	2	41	20.5	22	0
T.Carter	2	8	4.0	5	0
T.Allen	1	38	38.0	38	0
R.Rutledge	1	10	10.0	10	0
L.Warren	1	3	3.0	3	1
Total	**14**	**276**	**19.7**	**64**	**4**

INTERCEPTIONS	NO	YDS	AVG	LG	TD
K.Serwanga	1	2	2.0	2	0
T.Law	1	-7	-7.0	-7	0
Total	**2**	**-5**	**-2.5**	**2**	**0**

PUNTING	NO	YDS	AVG	TB	IN20	LG
L.Johnson	10	376	37.6	2	5	54
Total	**10**	**376**	**37.6**	**2**	**5**	**54**

ARIZONA CARDINALS

RUSHING	ATT	YDS	AVG	LG	TD
A.Murrell	13	47	3.6	20	0
M.Pittman	4	29	7.3	22	0
J.Makovicka	2	0	0.0	0	0
Total	**19**	**76**	**4.0**	**22**	**0**

PASSING	ATT	CMP	YDS	S/YL	TD	LG	IN
D.Brown	33	12	107	3/21	0	21	2
C.Greisen	6	1	4	0/0	0	4	0
Total	**39**	**13**	**111**	**3/21**	**0**	**21**	**2**

RECEIVING	NO	YDS	AVG	LG	TD
F.Sanders	4	34	8.5	10	0
A.Murrell	3	29	9.7	19	0
R.Moore	2	27	13.5	21	0
D.Boston	2	14	7.0	9	0
D.McKinley	1	4	4.0	4	0
T.Hardy	1	3	3.0	3	0
Total	**13**	**111**	**8.5**	**21**	**0**

INTERCEPTIONS	NO	YDS	AVG	LG	TD
Total	**0**	**0**	**0.0**	**0**	**0**

PUNTING	NO	YDS	AVG	TB	IN20	LG
S.Player	9	390	43.3	2	0	49
Total	**9**	**390**	**43.3**	**2**	**0**	**49**

Game Weather: Outdoors Attendance: 55,830 Time: 3:03

NEW YORK JETS 24, NEW ENGLAND 17

November 15, 1999 • Foxboro Stadium

GAME NOTES

- Rookie Kevin Faulk returned four kickoff returns for 170 yards, including a 95-yarder, caught two passes for 21 yards, including 13-yard touchdown and was named Miller Lite Player of the Game. Faulk's 95-yard kickoff return was the longest non-scoring return in franchise history and it tied the Patriots' 8th longest return in franchise history.
- Troy Brown caught his first touchdown pass of the season, a 31-yard reception in the fourth quarter that cut the Jets lead to 24-17.
- Overall, the Patriots are 4-7 following byes since 1990, but have won in two of the last four seasons.

FIELD GOALS (made(_) and missed)

J. Hall (26) A. Vinatieri (22)

	1	2	3	4	OT	F
NY Jets	0	21	0	3	--	24
NE	**0**	**3**	**0**	**14**	--	**17**

TEAM	SCORING PLAY
Jets	K.Johnson 1 yd pass R.Lucas (J.Hall,kick)(8-58,5:16)
NE	A.Vinatieri 22 yd Field Goal (7-45,2:43)
Jets	C.Martin 36 yd run (J.Hall,kick)(4-58,0:37)
Jets	F.Baxter 11 yd pass R.Lucas (J.Hall,kick)(5-36,0:28)
Jets	J.Hall 26 yd Field Goal (19-62,11:23)
NE	K.Faulk 13 yd pass D.Bledsoe (A.Vinatieri,kick)(10-58,2:22)
NE	T.Brown 31 yd pass D.Bledsoe (A.Vinatieri,kick)(4-62,1:12)

TEAM STATS	NY Jets	Patriots
First Downs	19	16
Third Down Eff.	9-20 (45%)	3-12 (25%)
Total Net Yards	341	229
Offensive Plays	74	59
Net Yards Rushing	188	79
Rushing Plays	43	20
Net Yard Passing	153	150
Sacked/Yds Lost	0/0	3/20
Pass Att.-Comp.-Int.	31-18-2	36-15-3
Punts/Avg.	7/45.6	4/38.5
Pentalties-Yds	9-93	5-45
Fumbles/Lost	3-0	0-0
Field Goals Made-Att	1-1	1-1
Time of Possession	37:38	22:22

Final Individual Statistics

NY JETS

RUSHING	ATT	YDS	AVG	LG	TD
C. Martin	31	149	4.8	36	1
R. Anderson	4	21	5.3	10	0
R. Lucas	6	15	2.5	17	0
K. Johnson	1	3	3.0	3	0
B. Parmalee	1	0	0.0	0	0
Total	**43**	**188**	**4.4**	**36**	**1**

PASSING	ATT	CMP	YDS	S/YL	TD	LG	IN
R. Lucas	31	18	153	0/0	2	26	2
Total	**31**	**18**	**153**	**0/0**	**2**	**26**	**2**

RECEIVING	NO	YDS	AVG	LG	TD
W. Chrebet	7	70	10.0	26	0
K. Johnson	6	57	9.5	17	1
F. Baxter	2	10	5.0	11	1
C. Martin	2	8	4.0	14	0
R. Anderson	1	8	8.0	8	0
Total	**18**	**153**	**8.5**	**26**	**2**

INTERCEPTIONS	NO	YDS	AVG	LG	TD
M. Coleman	2	26	13.0	26	0
M. Jones	1	15	15.0	15	0
Total	**3**	**41**	**13.7**	**26**	**0**

PUNTING	NO	YDS	AVG	TB	IN20	LG
T. Tupa	7	319	45.6	2	1	56
Total	**7**	**319**	**45.6**	**2**	**1**	**56**

NEW ENGLAND PATRIOTS

RUSHING	ATT	YDS	AVG	LG	TD
T. Allen	14	36	2.6	9	0
D. Bledsoe	3	25	8.3	11	0
L. Warren	1	11	11.0	11	0
K. Faulk	2	7	3.5	6	0
Total	**20**	**79**	**4.0**	**11**	**0**

PASSING	ATT	CMP	YDS	S/YL	TD	LG	IN
D. Bledsoe	36	15	170	3/20	2	31t	3
Total	**36**	**15**	**170**	**3/20**	**2**	**31t**	**3**

RECEIVING	NO	YDS	AVG	LG	TD
T. Glenn	4	58	14.5	26	0
T. Brown	2	41	20.5	31t	1
K. Faulk	2	21	10.5	13	1
B. Coates	2	14	7.0	7	0
R. Rutledge	1	13	13.0	13	0
S. Jefferson	1	11	11.0	11	0
T. Allen	1	5	5.0	5	0
L. Warren	1	0	0.0	0	0
Total	**15**	**170**	**11.3**	**31t**	**2**

INTERCEPTIONS	NO	YDS	AVG	LG	TD
L. Milloy	1	17	17.0	17	0
C. Carter	1	0	0.0	0	0
Total	**2**	**17**	**8.5**	**17**	**0**

PUNTING	NO	YDS	AVG	TB	IN20	LG
L. Johnson	4	154	38.5	1	0	48
Total	**4**	**154**	**38.5**	**1**	**0**	**48**

Game Weather: Cloudy, blustery and cold. Temp.: 42 deg. Humidity: 42 Wind: NW 30 mph Attendance: 59,077 Time: 3:15

MIAMI 27, NEW ENGLAND 17

November 21, 1999 • Pro Player Stadium

GAME NOTES

- Shawn Jefferson caught two pass for 86 yards, including a 68-yard touchdown, and was named Miller Lite Player of the Game. The 68-yard touchdown reception was the longest of the season for the Patriots and was his longest touchdown reception as a Patriot.
- Drew Bledsoe threw five interceptions against the Dolphins. It tied his personal record set as a rookie in 1993 (at Pittsburgh 12/5/93).
- Rookie Kevin Faulk recorded a 43-yard run against Miami. It was the longest of his NFL career and the longest of the season for the Patriots.

FIELD GOALS (made(_) and missed)

A. Vinatieri (27) O. Mare (19) (23)

	1	2	3	4	OT	F
NE	7	3	7	0	--	17
Dolphins	3	7	14	3	--	27

TEAM	SCORING PLAY
NE	T.Allen 6 yd. run (Vinatieri,kick)(2-7,0:42)
Dolphins	O.Mare 19 yd. Field Goal (4-8,1:32)
NE	Vinatieri 27 yd. Field Goal (7-69,3:52)
Dolphins	O.Gadsden 4 yd. pass D.Huard (O.Mare,kick)(12-76,5:44)
Dolphins	O.Gadsden 3 yd. pass D.Huard (O.Mare,kick)(10-80,6:05)
Dolphins	JJ.Johnson 1 yd. run (O.Mare,kick)(3-10,1:25)
NE	S.Jefferson 68 yd. pass D.Bledsoe (Vinatieri,kick)(2-68,0:29)
Dolphins	O.Mare 23 yd. Field Goal (7-16,2:13)

TEAM STATS	Patriots	Dolphins
First Downs	14	19
Third Down Eff.	2-12 (17%)	8-17 (47%)
Total Net Yards	270	229
Offensive Plays	58	72
Net Yards Rushing	102	117
Rushing Plays	19	36
Net Yard Passing	168	112
Sacked/Yds Lost	5-33	2-19
Pass Att.-Comp.-Int.	34-15-5	34-18-0
Punts/Avg.	6/38.2	7/43.0
Pentalties-Yds	5-50	5-30
Fumbles/Lost	1-0	2-2
Field Goals Made-Att	1-1	2-2
Time of Possession	27:42	32:18

Final Individual Statistics

NEW ENGLAND PATRIOTS

RUSHING	ATT	YDS	AVG	LG	TD
K.Faulk	5	61	12.2	43	0
T.Allen	13	42	3.2	7	1
D.Bledsoe	1	-1	-1.0	-1	0
Total	**19**	**102**	**5.4**	**43**	**1**

PASSING	ATT	CMP	YDS	S/YL	TD	LG	IN
D. Bledsoe	34	15	201	4/26	1	68t	5
L. Warren	1	0	0	1/7	0	0	0
Total	**34**	**15**	**201**	**4/26**	**1**	**68t**	**5**

RECEIVING	ND	YDS	AVG	LG	TD
T. Glenn	3	39	13.0	17	0
T. Brown	3	26	8.7	13	0
S. Jefferson	2	86	43.0	68t	1
B. Coates	2	27	13.5	17	0
K. Faulk	2	6	3.0	7	0
T. Allen	1	8	8.0	8	0
V. Brisby	1	7	7.0	7	0
T. Carter	1	2	2.0	2	0
Total	15	201	13.4	68t	1

INTERCEPTIONS	NO	YDS	AVG	LG	TD
Total	**0**	**0**	**0.0**	**0**	**0**

PUNTING	NO	YDS	AVG	TB	IN20	LG
L. Johnson	6	229	38.2	0	3	50
Total	**6**	**229**	**38.2**	**0**	**3**	**50**

MIAMI DOLPHINS

RUSHING	ATT	YDS	AVG	LG	TD
JJ.Johnson	31	106	3.4	14	1
D.Huard	3	13	4.3	8	0
S.Zolak	2	-2	-1.0	-1	0
Total	**36**	**117**	**3.3**	**14**	**1**

PASSING	ATT	CMP	YDS	S/YL	TD	LG	IN
D.Huard	30	18	131	2/19	2	15	0
S. Zolak	4	0	0	0	0	0	0
Total	**34**	**18**	**131**	**2/19**	**2**	**15**	**0**

RECEIVING	NO	YDS	AVG	LG	TD
T. Martin	4	44	11.0	13	0
O. Gadsden	4	36	9.0	15	2
T. Drayton	4	25	6.3	10	0
S. Pritchett	2	13	6.5	10	0
R. Konrad	2	2	1.0	2	0
J.J. Johnson	1	6	6.0	6	0
O.J. McDuffie	1	5	5.0	5	0
Total	**18**	**131**	**7.3**	**15**	**2**

INTERCEPTIONS	ND	YDS	AVG	LG	TD
B. Marion	1	28	28.0	28	0
T. Buckley	1	18	18.0	18	0
S. Madison	1	13	13.0	13	0
J. Wilson	1	13	13.0	13	0
J. Taylor	1	0	0.0	0	0
Total	**5**	**72**	**14.4**	**28**	**0**

PUNTING	NO	YDS	AVG	TB	IN20	LG
T. Hutton	7	301	43.0	0	4	55
Total	**7**	**301**	**43.0**	**0**	**4**	**55**

Game Weather: Partly Sunny Temp: 74 deg. Humidity: 64 Wind: N 8 mph Attendance: 74,295. Time: 3:03

BUFFALO 17, NEW ENGLAND 7

November 28, 1999 • Ralph Wilson Stadium

GAME NOTES

- Tedy Bruschi led the team with 14 tackles (8 solo) and also batted down a pass to earn Miller Lite Player of the Game honors.
- Following an off-line snap on a second quarter punt attempt, punter Lee Johnson ran 13 yards for a Patriots first down. It was the longest rushing attempt of his 15-year career.
- The Patriots suffered two costly turnovers inside the Bills' 20-yard-line (interception and fumble) and were unable to enter the end zone until the fourth quarter.

FIELD GOALS (made(_) and missed)

S.Christie (28)

	1	2	3	4	OT	F
NE	0	0	0	7	--	7
Buffalo	3	7	7	0	--	17

TEAM	SCORING PLAY
Bills	S. Christie 28 yd Field Goal (8-70, 5:14)
Bills	Moulds 54 yd. pass Flutie (Christie, kick) (2-58, 0:36)
Bills	Gash 31 yd. pass Flutie (Christie, kick) (3-80, 1:20)
NE	Glenn 45 yd. pass Bledsoe (Vinatieri, kick) (3-67, :40)

TEAM STATS	Patriots	Bills
First Downs	17	13
Third Down Eff.	3-13 (23%)	2-10 (20%)
Total Net Yards	267	294
Offensive Plays	65	51
Net Yards Rushing	93	92
Rushing Plays	25	34
Net Yard Passing	174	202
Sacked/Yds Lost	6/31	1/5
Pass Att.-Comp.-Int	34-18-1	16-9-0
Punts/Avg.	6/35.3	5/41.4
Pentalties-Yds	8/101	6/39
Fumbles/Lost	2-1	2-1
Field Goals Made-Att	0/0	1-1
Time of Possession	30:46	29:14

Final Individual Statistics

NEW ENGLAND PATRIOTS

RUSHING	ATT	YDS	AVG	LG	TD
T.Allen	13	47	3.6	16	0
K.Faulk	7	22	3.1	9	0
L.Johnson	1	13	13.0	13	0
D.Bledsoe	2	6	3.0	4	0
L.Warren	2	5	2.5	3	0
Total	**25**	**93**	**3.7**	**16**	**0**

PASSING	ATT	CMP	YDS	S/YL	TD	LG	IN
D.Bledsoe	34	18	205	6/31	1	45	1
Total	**34**	**18**	**205**	**6/31**	**1**	**45**	**1**

RECEIVING	NO	YDS	AVG	LG	TD
T.Glenn	3	69	23.0	45	1
S.Jefferson	3	36	12.0	13	0
L.Warren	3	34	11.3	17	0
K.Faulk	2	15	7.5	9	0
B.Coates	2	14	7.0	13	0
T.Carter	2	9	4.5	8	0
T.Brown	1	11	11.0	11	0
T.Simmons	1	10	10.0	10	0
R.Rutledge	1	7	7.0	7	0
Total	**18**	**205**	**11.4**	**45**	**1**

INTERCEPTIONS	NO	YDS	AVG	LG	TD
Total	**0**	**0**	**0.0**	**0**	**0**

PUNTING	NO	YDS	AVG	TB	IN20	LG
L.Johnson	6	212	35.3	2	1	48
Total	**6**	**212**	**35.3**	**2**	**1**	**48**

BUFFALO BILLS

RUSHING	ATT	YDS	AVG	LG	TD
J.Linton	17	67	3.9	18	0
A.Smith	9	21	2.3	4	0
L.Gordon	3	18	6.0	10	0
D.Flutie	4	-7	-1.8	2	0
P.Price	1	-7	-7.0	-7	0
Total	**34**	**92**	**2.7**	**18**	**0**

PASSING	ATT	CMP	YDS	S/YL	TD	LG	IN
D.Flutie	16	9	207	1/5	2	54	0
Total	**16**	**9**	**207**	**1/5**	**2**	**54**	**0**

RECEIVING	NO	YDS	AVG	LG	TD
J.Linton	3	37	12.3	28	0
E.Moulds	1	54	54.0	54	1
B.Collins	1	45	45.0	45	0
S.Gash	1	31	31.0	31	1
A.Smith	1	23	23.0	23	0
A.Reed	1	10	10.0	10	0
P.Price	1	7	7.0	7	0
Total	**9**	**207**	**23.0**	**54**	**2**

INTERCEPTIONS	NO	YDS	AVG	LG	TD
K.Irvin	1	1	1.0	1	0
Total	**1**	**1**	**1.0**	**1**	**0**

PUNTING	NO	YDS	AVG	TB	IN20	LG
C.Mohr	5	207	41.4	1	1	57
Total	**5**	**207**	**41.4**	**1**	**1**	**57**

Game Weather: Mostly cloudy. Temp.: 40 deg. Humidity: 64 Wind: W 17 mph Attendance: 72,111 Time: 2:55

NEW ENGLAND 13, DALLAS 6

December 5, 1999 • Foxboro Stadium

GAME NOTES

- Tedy Bruschi led the team with eight tackles (4 solo) to earn Miller Lite Player of the Game. Bruschi also led the defense which held Emmitt Smith to 75 yards rushing, his third lowest output of the season and snapped a three-game 100-yard rushing streak.
- The Patriots defeated the Dallas Cowboys for the first time in franchise history, snapping a streak that had extended to 7 games. The victory also gave the Patriots their sixth consecutive win on Sunday night football and improved their mark to 2-1 on prime time this year.
- On a 25-yard completion to Shawn Jefferson, Bledsoe eclipsed the 3,000-yard passing plateau for the sixth consecutive year. In the franchise's first 33 years before Bledsoe's arrival, there were just five 3,000-yard passing seasons. Tony Eason was the only player to have two 3,000-yard passing seasons before 1993. Bledsoe also eclipsed the 25,000-yard passing plateau on a 10-yard completion to Terry Glenn in the fourth quarter.

FIELD GOALS (made(_) and missed)

R. Cunningham (20) (43wr) (34)

A. Vinatieri (41) (23)

	1	2	3	4	OT	F
Cowboys	3	0	0	3	--	6
NE	3	3	0	7	--	13

TEAM	SCORING PLAY
NE	A.Vinatieri 41 yd. Field Goal (11-57,4:46)
Cowboys	R.Cunningham 20 yd. Field Goal (4-5,2:06)
NE	A.Vinatieri 23 yd. Field Goal (10-39,5:15)
NE	T.Allen 3 yd. run (A.Vinatieri,kick)(10-65,5:25)
Cowboys	R.Cunningham 34 yd. Field Goal (11-49,3:49)

TEAM STATS	Cowboys	Patriots
First Downs	12	18
Third Down Eff.	4-13 (31%)	6-13 (46%)
Total Net Yards	203	284
Offensive Plays	56	62
Net Yards Rushing	63	108
Rushing Plays	23	36
Net Yard Passing	140	176
Sacked/Yds Lost	3-20	1-0
Pass Att.-Comp.-Int	30-20-0	25-14-2
Punts/Avg.	4/44.3	4/40.5
Pentalties-Yds	6-35	2-20
Fumbles/Lost	2-0	0-0
Field Goals Made-Att	2/3	2/2
Time of Possession	30:31	29:29

Final Individual Statistics

DALLAS COWBOYS

RUSHING	ATT	YDS	AVG	LG	TD
E.Smith	19	75	3.9	16	0
T.Aikman	2	-1	-0.5	0	0
R.Ismail	1	-8	-8.0	-8	0
C.Warren	1	-3	-3.0	-3	0
Total	**23**	**63**	**2.7**	**16**	**0**

PASSING	ATT	CMP	YDS	S/YL	TD	LG	IN
T.Aikman	30	20	160	3/20	0	23	0
Total	**30**	**20**	**160**	**3/20**	**0**	**23**	**0**

RECEIVING	NO	YDS	AVG	LG	TD
R.Ismail	8	58	7.3	23	0
W.McGarity	3	31	10.3	15	0
E.Smith	3	10	3.3	6	0
D.LaFleur	2	21	10.5	22	0
J.Ogden	2	21	10.5	13	0
J.Tucker	1	22	22.0	22	0
C.Warren	1	-3	-3.0	-3	0
Total	**20**	**160**	**8.0**	**23**	**0**

INTERCEPTIONS	NO	YDS	AVG	LG	TD
D.Coakley	1	18	18.0	18	0
D.Woodson	1	0	0.0	0	0
Total	**2**	**18**	**9.0**	**18**	**0**

PUNTING	NO	YDS	AVG	TB	IN20	LG
T.Gowin	4	177	44.3	0	1	50
Total	**4**	**177**	**44.3**	**0**	**1**	**50**

NEW ENGLAND PATRIOTS

RUSHING	ATT	YDS	AVG	LG	TD
T.Allen	18	53	2.9	13	1
K.Faulk	9	36	4.0	6	0
D.Bledsoe	7	10	1.4	6	0
L.Warren	1	7	7.0	7	0
C.Floyd	1	2	2.0	2	0
Total	**36**	**108**	**3.0**	**13**	**1**

PASSING	ATT	CMP	YDS	S/YL	TD	LG	IN
D.Bledsoe	25	14	176	1/0	0	25	2
Total	**25**	**14**	**176**	**1/0**	**0**	**25**	**2**

RECEIVING	NO	YDS	AVG	LG	TD
T.Brown	4	40	10.0	19	0
K.Faulk	3	43	14.3	19	0
T.Glenn	3	27	9.0	11	0
S.Jefferson	2	46	23.0	25	0
L.Warren	1	13	13.0	13	0
V.Brisby	1	7	7.0	7	0
Total	**14**	**176**	**12.6**	**25**	**0**

INTERCEPTIONS	NO	YDS	AVG	LG	TD
Total	**0**	**0**	**0.0**	**0**	**0**

PUNTING	NO	YDS	AVG	TB	IN20	LG
L.Johnson	4	162	40.5	1	1	56
Total	**4**	**162**	**40.5**	**1**	**1**	**56**

Game Weather: Cloudy and unseasonably mild Temp: 47 Humidity: 65 Wind: S 15 mph Attendance: 58,444. Time: 2:46

INDIANAPOLIS 20, NEW ENGLAND 15

December 12, 1999 • RCA Dome

GAME NOTES

- Terry Glenn led all receivers with nine catches for 148 yards and earned Miller Lite Player of the Game honors. His nine catches tied the second highest total of his career (nine, at Pittsburgh, 12/6/98) and his 148 yards receiving were his fourth 100-yard game of the season and the second highest yardage total in 1999.
- Colts quarterback Peyton Manning's 186 passing yards was his second lowest total of the season and the Colts 287 total yards tied their lowest total of the season (287, vs. NY Jets). The victory was Manning's first against the Patriots in four games (1-3) and the Colts snapped the Patriots seven-game winning streak in the series.
- Drew Bledsoe passed for 379 yards against the Colts, it was his second highest total of the season (393, at Cleveland).

FIELD GOALS (made(_) and missed)

A. Vinatieri (28) (28) (26)

M. Vanderjagt (28) (31)

	1	2	3	4	OT	F
NE	3	3	3	6	--	15
Colts	7	7	6	0	--	20

TEAM	SCORING PLAY
Colts	M.Pollard 5 yd pass Manning (M.Vanderjagt,kick)(6-72,2:46)
NE	A.Vinatieri 28 yd. Field Goal (11-56,5:09)
NE	A.Vinatieri 28 yd. Field Goal (12-47,5:36)
Colts	E.James 2 yd pass Manning (M.Vanderjagt,kick)(6-60,2:42)
Colts	M.Vanderjagt 28 yd. Field Goal (7-82,4:11)
Colts	M.Vanderjagt 31 yd. Field Goal (11-48,4:10)
NE	A.Vinatieri 26 yd. Field Goal (6-74,3:19)
NE	S.Jefferson 10 yd. pass Bledsoe (Two-Pt NG)(6-57,1:12)

TEAM STATS	Patriots	Colts
First Downs	23	15
Third Down Eff.	3-13 (23%)	3-10 (30%)
Total Net Yards	401	287
Offensive Plays	69	53
Net Yards Rushing	57	109
Rushing Plays	20	25
Net Yard Passing	344	178
Sacked/Yds Lost	5/35	1/8
Pass Att.-Comp.-Int.	44-31-1	27-15-0
Punts/Avg.	5-44.4	5-47.4
Pentalties-Yds	12-85	4-26
Fumbles/Lost	2-0	2-1
Field Goals Made-Att	3-3	2-2
Time of Possession	32:08	27:52

Final Individual Statistics

NEW ENGLAND PATRIOTS

RUSHING	ATT	YDS	AVG	LG	TD
T.Allen	12	23	1.9	15	0
D.Bledsoe	4	18	4.5	5	0
L.Warren	2	12	6.0	7	0
K.Faulk	2	4	2.0	3	0
Total	**20**	**57**	**2.9**	**15**	**0**

PASSING	ATT	CMP	YDS	S/YL	TD	LG	IN
D.Bledsoe	44	31	379	5/35	1	52	1
Total	**44**	**31**	**379**	**5/35**	**1**	**52**	**1**

RECEIVING	NO	YDS	AVG	LG	TD
T.Glenn	9	148	16.4	52	0
S.Jefferson	7	76	10.9	19	1
L.Warren	4	39	9.8	14	0
B.Coates	4	34	8.5	21	0
T.Brown	3	53	17.7	28	0
V.Brisby	2	25	12.5	18	0
T.Carter	2	4	2.0	2	0
Total	**31**	**379**	**12.2**	**52**	**1**

INTERCEPTIONS	NO	YDS	AVG	LG	TD
Total	**0**	**0**	**0.0**	**0**	**0**

PUNTING	NO	YDS	AVG	TB	IN20	LG
L.Johnson	5	222	44.4	1	2	49
Total	**5**	**222**	**44.4**	**1**	**2**	**49**

INDIANAPOLIS COLTS

RUSHING	ATT	YDS	AVG	LG	TD
E.James	20	101	5.1	14	0
P.Manning	5	8	1.6	11	0
Total	**25**	**109**	**4.4**	**14**	**0**

PASSING	ATT	CMP	YDS	S/YL	TD	LG	IN
P.Manning	27	15	186	1/8	2	52	0
Total	**27**	**15**	**186**	**1/8**	**2**	**52**	**0**

RECEIVING	NO	YDS	AVG	LG	TD
M.Harrison	6	118	19.7	52	0
M.Pollard	3	32	10.7	23	1
T.Wilkins	3	18	6.0	9	0
E.James	2	8	4.0	6	1
K.Dilger	1	10	10.0	10	0
Total	**15**	**186**	**12.4**	**52**	**2**

INTERCEPTIONS	NO	YDS	AVG	LG	TD
T.Poole	1	11	11.0	11	0
Total	**1**	**11**	**11.0**	**11**	**0**

PUNTING	NO	YDS	AVG	TB	IN20	LG
H.Smith	5	237	47.4	1	0	59
Total	**5**	**237**	**47.4**	**1**	**0**	**59**

Game Weather: Dome, Temp: Inside, Attendance: 56,975. Time: 3:05

PHILADELPHIA 24, NEW ENGLAND 9

December 19, 1999 • Veterans Stadium

GAME NOTES

- Troy Brown led all receivers with five catches for 105 yards and was named Miller Lite Player of the Game. His five catches and 105 yards receiving were season-highs. It was his only 100-yard receiving game of this season and the third of his career.
- The Patriots relinquished seven turnovers against the Eagles. It was the first time since Sept. 21, 1981 (vs. Dallas) that the Patriots had surrendered seven turnovers.
- Tackle Bruce Armstrong started and played in his 194th game, tying him with Mosi Tatupu for second place in Patriots history.

FIELD GOALS (made(_) and missed)

A. Vinatieri (23) (43) 56s (46)

N. Johnson (43) D.Akers 51s

	1	2	3	4	OT	F
NE	0	6	3	0	--	9
Eagles	10	7	7	0	--	24

TEAM	SCORING PLAY
Eagles	N.Johnson 43 yd. Field Goal (4--1,0:39)
Eagles	T.Small 50 yd. pass K.Detmer (N.Johnson,kick)(1-50,0:08)
NE	A.Vinatieri 23 yd. Field Goal (8-60,3:37)
NE	A.Vinatieri 43 yd. Field Goal (7-33,3:14)
Eagles	T.Small 11 yd. pass K.Detmer (D.Akers,kick)(1-11,0:05)
NE	A.Vinatieri 46 yd. Field Goal (7-29,3:10)
Eagles	D.Jells 44 yd. pass K.Detmer (D.Akers,kick)(3-48,1:22)

TEAM STATS	Patriots	Eagles
First Downs	20	11
Third Down Eff.	8-20 (40%)	4-18 (22%)
Total Net Yards	350	303
Offensive Plays	82	67
Net Yards Rushing	62	122
Rushing Plays	27	38
Net Yard Passing	288	181
Sacked/Yds Lost	6-43	0-0
Pass Att.-Comp.-Int	49-23-4	29-10-2
Punts/Avg.	6/49.5	11/33.2
Pentalties-Yds	3-15	7-85
Fumbles/Lost	5-3	3-1
Field Goals Made-Att	3/4	1/2
Time of Possession	32:52	27:08

Final Individual Statistics

NEW ENGLAND PATRIOTS

RUSHING	ATT	YDS	AVG	LG	TD
T.Allen	14	31	2.2	10	0
L.Warren	9	22	2.4	14	0
D.Bledsoe	2	7	3.5	4	0
J.Ellison	1	2	2.0	2	0
C.Floyd	1	0	0.0	0	0
Total	**27**	**62**	**2.3**	**14**	**0**

PASSING	ATT	CMP	YDS	S/YL	TD	LG	IN
D.Bledsoe	49	23	331	6/43	0	41	4
Total	**49**	**23**	**331**	**6/43**	**0**	**41**	**4**

RECEIVING	NO	YDS	AVG	LG	TD
T.Brown	5	105	21.0	37	0
J.Ellison	4	50	12.5	23	0
T.Glenn	4	27	6.8	11	0
L.Warren	3	31	10.3	15	0
B.Coates	2	42	21.0	27	0
T.Allen	2	14	7.0	8	0
S.Jefferson	1	41	41.0	41	0
R.Rutledge	1	12	12.0	12	0
V.Brisby	1	9	9.0	9	0
Total	**23**	**331**	**14.4**	**41**	**0**

INTERCEPTIONS	NO	YDS	AVG	LG	TD
T.Bruschi	1	1	1.0	1	0
K.Serwanga	1	0	0.0	0	0
Total	**2**	**1**	**0.5**	**1**	**0**

PUNTING	NO	YDS	AVG	TB	IN20	LG
L.Johnson	6	297	49.5	1	1	58
Total	**6**	**297**	**49.5**	**1**	**1**	**58**

PHILADELPHIA EAGLES

RUSHING	ATT	YDS	AVG	LG	TD
D.Staley	29	93	3.2	15	0
E.Bieniemy	3	12	4.0	6	0
E.Watson	3	11	3.7	5	0
M.Caldwell	1	8	8.0	8	0
K.Detmer	2	-2	-1.0	-1	0
Total	**38**	**122**	**3.2**	**15**	**0**

PASSING	ATT	CMP	YDS	S/YL	TD	LG	IN
K.Detmer	29	10	181	0/0	3	50	2
Total	**29**	**10**	**181**	**0/0**	**3**	**50**	**2**

RECEIVING	NO	YDS	AVG	LG	TD
T.Small	3	62	20.7	50	2
N.Brown	3	60	20.0	27	0
D.Jells	1	44	44.0	44	1
T.Smith	1	14	14.0	14	0
C.Lewis	1	4	4.0	4	0
C.Martin	1	-3	-3.0	-3	0
Total	**10**	**181**	**18.1**	**50**	**3**

INTERCEPTIONS	NO	YDS	AVG	LG	TD
T.Vincent	2	0	0.0	0	0
A.Harris	1	84	84.0	84	0
J.Trotter	1	30	30	30	0
Total	**4**	**114**	**28.5**	**84**	**0**

PUNTING	NO	YDS	AVG	TB	IN20	LG
S.Landeta	10	365	36.5	0	3	57
[BLOCKED]	1	0	0.0	0	0	0
Total	**11**	**365**	**33.2**	**0**	**3**	**57**

Game Weather: Mostly cloudy. Temp: 40 ; Humidity 52 Wind: NE 14 mph Attendance: 65,475. Time: 3:23

BUFFALO 13, NEW ENGLAND 10 ot

December 26, 1999 • Foxboro Stadium

GAME NOTES

- Running back Terry Allen rushed 27 times for 126 yards (4.7 avg.), including one touchdown against the Bills to earn Miller Lite Player of the Week.
- The Patriots rushed 34 times for 158 yards (4.6 average) against the Bills, who were only allowing 83.4 yards (third in the NFL) entering the contest. It was the Patriots highest rushing total of the season.
- Cornerback Kato Serwanga led the team with 16 tackles, tying the team' s single-game high this season. It included his first career sack.
- The Patriots finished the game with +2 turnover ratio, forcing three fumbles and relinquished only one of their own. It was the only time in 1999 the Patriots lost when they had a positive turnover ratio (3-1).

FIELD GOALS (made(_) and missed)

S. Christie (39) (23)

A. Vinatieri 44s (38) 33wr 44s

	1	2	3	4	OT	F
Bills	3	0	0	7	3	13
NE	0	3	0	7	0	10

TEAM	SCORING PLAY
Bills	S.Christie 39 yd. Field Goal (9-44,5:04)
NE	A.Vinatieri 38 yd. Field Goal (10-45,4:44)
NE	T.Allen 14 yd. run (A.Vinatieri,kick)(1-14,0:04)
Bills	J.Linton 1 yd. run (S.Christie,kick)(8-59,4:24)
Bills	S.Christie 23 yd. Field Goal (10-52,5:43)

TEAM STATS	Bills	Patriots
First Downs	23	14
Third Down Eff.	9-17 (53%)	2-14 (14%)
Total Net Yards	374	225
Offensive Plays	79	61
Net Yards Rushing	168	158
Rushing Plays	41	34
Net Yard Passing	206	67
Sacked/Yds Lost	3-6	6-34
Pass Att.-Comp.-Int	35-22-0	21-10-0
Punts/Avg.	5/34.4	8/36.3
Pentalties-Yds	4-30	5-25
Fumbles/Lost	3-3	1-1
Field Goals Made-Att	2-2	1-4
Time of Possession	42:32	30:40

Final Individual Statistics

BUFFALO BILLS

RUSHING	ATT	YOS	AVG	LG	TO
T.Thomas	15	84	5.6	31	0
D.Flutie	6	44	7.3	17	0
J.Linton	20	40	2.0	8	1
Total	**41**	**168**	**4.1**	**31**	**1**

PASSING	ATT	CMP	YOS	S/YL	TO	LG	IN
D.Flutie	35	22	212	3/6	0	24	0
Total	**35**	**22**	**212**	**3/6**	**0**	**24**	**0**

RECEIVING	NO	YOS	AVG	LG	TO
J.Riemersma	6	39	6.5	11	0
P.Price	5	62	12.4	24	0
E.Moulds	4	53	13.3	19	0
S.Gash	3	19	6.3	8	0
K.Williams	2	24	12.0	15	0
B.Collins	1	11	11.0	11	0
J.Linton	1	4	4.0	4	0
Total	**22**	**212**	**9.6**	**24**	**0**

INTERCEPTIONS	NO	YOS	AVG	LG	TO
Total	**0**	**0**	**0.0**	**0**	**0**

PUNTING	NO	YOS	AVG	TB	IN20	LG
C.Mohr	5	172	34.4	0	0	47
Total	**5**	**172**	**34.4**	**0**	**0**	**47**

NEW ENGLAND PATRIOTS

RUSHING	ATT	YOS	AVG	LG	TO
T.Allen	27	126	4.7	20	1
D.Bledsoe	3	26	8.7	25	0
H.Shaw	4	6	1.5	6	0
Total	**34**	**158**	**4.6**	**25**	**1**

PASSING	ATT	CMP	YOS	S/YL	TO	LG	IN
D.Bledsoe	21	10	101	6/34	0	29	0
Total	**21**	**10**	**101**	**6/34**	**0**	**29**	**0**

RECEIVING	NO	YOS	AVG	LG	TO
V.Brisby	4	45	11.3	15	0
H.Shaw	2	31	15.5	29	0
L.Warren	2	8	4.0	8	0
B.Coates	1	20	20.0	20	0
T.Brown	1	-3	-3.0	-3	0
Total	**10**	**101**	**10.1**	**29**	**0**

INTERCEPTIONS	NO	YOS	AVG	LG	TO
Total	**0**	**0**	**0.0**	**0**	**0**

PUNTING	NO	YOS	AVG	TB	IN20	LG
L.Johnson	8	290	36.3	1	2	51
Total	**8**	**290**	**36.3**	**1**	**2**	**51**

Game Weather: Cloudy and windy. Temp: 40 Humidity: 44 Wind SW 23 mph; Attendance: 55,014. Time: 3:21

NEW ENGLAND 20, BALTIMORE 3

January 2, 2000 • Foxboro Stadium

GAME NOTES

- Wide receiver Troy Brown totaled 173 return yards and led the team with five receptions (for 19 more yards) and earned Miller Lite Player of the Game honors. He totaled a season-high 192 combined yards.
- Defensive tackle Chad Eaton recovered his third fumble of the season, a team-high, and returned it 23 yards for his first career NFL touchdown.
- Kicker Adam Vinatieri scored eight points, giving him 107 points this season. He was just the second player in franchise history to score over 100 points in four consecutive seasons. Former Patriots K/WR Gino Cappelletti holds the team record with six consecutive 100-point seasons (1961-1966).
- The Patriots are undefeated against the Ravens in two career meetings (2-0).

FIELD GOALS (made(_) and missed)

M. Stover (19)

A. Vinatieri (25) (51)

	1	2	3	4	OT	F
Ravens	0	3	0	0	--	3
NE	0	13	7	0	--	20

TEAM	SCORING PLAY
Ravens	M.Stover 19 yd. Field Goal (11-78,5:34)
NE	A.Vinatieri 25 yd. Field Goal (8-34,3:32)
NE	M.Bartrum 1 yd. pass D.Bledsoe (A.Vinatieri,kick)(5-23,3:03)
NE	A.Vinatieri 51 yd. Field Goal (7-22,2:05)
NE	C.Eaton 23 yd. fumble return (A.Vinatieri,kick)

TEAM STATS	Ravens	Patriots
First Downs	23	12
Third Down Eff.	3-12 (25%)	4-12 (33%)
Total Net Yards	313	151
Offensive Plays	70	50
Net Yards Rushing	119	49
Rushing Plays	23	22
Net Yard Passing	194	102
Sacked/Yds Lost	7-57	2-6
Pass Att.-Comp.-Int	40-26-2	26-15-1
Punts/Avg.	5/45.8	5/37.0
Pentalties-Yds	9-60	3-59
Fumbles/Lost	2-2	0-0
Field Goals Made-Att	1-1	2-2
Time of Possession	33:14	26:46

Final Individual Statistics

BALTIMORE RAVENS

RUSHING	ATT	YOS	AVG	LG	TD
P.Holmes	16	95	5.9	13	0
C.Evans	2	12	6.0	7	0
T.Banks	2	7	3.5	4	0
S.Case	1	5	5.0	5	0
E.Rhett	2	0	0.0	0	0
Total	**23**	**119**	**5.2**	**13**	**0**

PASSING	ATT	CMP	YOS	S/YL	TD	LG	IN
T.Banks	26	18	163	4/28	0	25	1
S.Case	14	8	88	3/29	0	29	1
Total	**40**	**26**	**251**	**7/57**	**0**	**29**	**2**

RECEIVING	NO	YOS	AVG	LG	TD
P.Johnson	9	114	12.7	29	0
P.Holmes	6	43	7.2	11	0
Q.Ismail	5	50	10.0	15	0
C.Evans	4	22	5.5	8	0
J.Armour	2	22	11.0	20	0
Total	**26**	**251**	**9.7**	**29**	**0**

INTERCEPTIONS	NO	YOS	AVG	LG	TD
C.McAlister	1	0	0.0	0	0
Total	**1**	**0**	**0.0**	**0**	**0**

PUNTING	NO	YOS	AVG	TB	IN20	LG
K.Richardson	5	229	45.8	1	1	63
Total	**5**	**229**	**45.8**	**1**	**1**	**63**

NEW ENGLAND PATRIOTS

RUSHING	ATT	YOS	AVG	LG	TD
T.Allen	13	26	2.0	7	0
H.Shaw	5	17	3.4	12	0
L.Warren	1	6	6.0	6	0
D.Bledsoe	3	0	0.0	2	0
Total	**22**	**49**	**2.2**	**12**	**0**

PASSING	ATT	CMP	YOS	S/YL	TD	LG	IN
D.Bledsoe	25	15	108	2/6	1	23	1
T.Brown	1	0	0	0/0	0	0	0
Total	**26**	**15**	**108**	**2/6**	**1**	**23**	**1**

RECEIVING	NO	YOS	AVG	LG	TD
T.Brown	5	19	3.8	8	0
B.Coates	3	35	11.7	23	0
L.Warren	3	29	9.7	14	0
V.Brisby	1	10	10.0	10	0
S.Jefferson	1	10	10.0	10	0
T.Carter	1	4	4.0	4	0
M.Bartrum	1	1	1.0	1	1
Total	**15**	**108**	**7.2**	**23**	**1**

INTERCEPTIONS	NO	YOS	AVG	LG	TD
L.Milloy	1	0	0.0	0	0
K.Serwanga	1	0	0.0	0	0
Total	**2**	**0**	**0.0**	**0**	**0**

PUNTING	NO	YOS	AVG	TB	IN20	LG
L.Johnson	5	185	37.0	0	0	50
Total	**5**	**185**	**37.0**	**0**	**0**	**50**

Game Weather: Mostly cloudy Temp: 47 ; Humidity: 92 Wind SW 15 mph Attendance: 50,263. Time: 3:47


NEW ENGLAND PATRIOTS
FRANCHISE HISTORY

PRO FOOTBALL HALL OF FAME

There are currently two former Patriots who have been inducted into the Pro Football Hall of Fame and nine former Patriots who have been inducted into the Patriots Hall of Fame. Of those, six players have had their uniform numbers retired – Gino Cappelletti (20), Mike Haynes (40), Steve Nelson (57), John Hannah (73), Jim Lee Hunt (79) and Bob Dee (89).

#73 John Hannah • G • Alabama • Inducted to Pro Football Hall of Fame in 1991 • Inducted to Patriots Hall of Fame in 1991

Hannah played his entire career with the Patriots, from 1973 through the Super Bowl season of 1985 ... Regarded by many as the greatest guard to ever play the game and was the first Patriot player inducted into the Professional Football Hall of Fame ... One of two Patriots voted to the NFL's 75th anniversary team ... Played in 183 games, which ranks fourth in franchise history ... He only missed five games due to injuries during his 13-year career ... Selected to nine Pro Bowls (1976, 1978-85), a Patriots team record ... Called "The Greatest Offensive Lineman of All Time" by *Sports Illustrated* in their Aug. 3, 1981 cover story ... Elected by his peers as the Offensive Lineman of the Year for four straight seasons (1978-81) ... Powered an offensive line which helped set an NFL record with 3,165 rushing yards in 1978 – a record which has not been challenged in 17 seasons ... Hannah was the first rookie offensive lineman in franchise history to start in his NFL debut ... The Alabama product played for the legendary Coach Paul "Bear" Bryant and was drafted fourth overall by the Patriots in the 1973 NFL draft.

#40 Michael Haynes • CB • Arizona State • Inducted to Pro Football Hall of Fame in 1997 • Inducted to Patriots Hall of Fame in 1994

Played for the Patriots from 1976-82 ... Selected to the NFL's 75th Anniversary team and All-NFL Team of the 1980s ... Voted to two All-Pro teams, six All-AFC teams and the All-Rookie team during his Patriots' career ... Known for his tenacious man-to-man coverage ... Currently ranks second among the team's all-time leading punt returners with 111 for 1,159 yards (10.4 avg.) and fifth with 28 career interceptions ... Named to six Pro Bowls (1976-80 and 1982) in seven seasons ... Haynes was the first player in Patriots history to return a punt for a touchdown – 89 yards vs. Buffalo (11/7/76) ... Ranks third in NFL record book with 608 punt return yards by a rookie and established seven new punt return records for the Patriots during his rookie season ... Voted *The Sporting News* AFC Rookie of the Year in 1976 ... The Arizona State product was drafted fifth overall in the 1976 NFL draft.

Haynes' Patriots Statistics

		Interceptions			Punt Returns			
Years	Games	No.	Yards	Tds	No.	Yards	Avg.	Tds
1976-82	90	28	393	1	111	1,159	10.4	2

PATRIOTS HALL OF FAME



#85 Nick Buoniconti • LB • Notre Dame • Inducted in 1992

Played seven years for the Patriots from 1962-68 ... Buoniconti was a perennial AFL All-Star, appearing in five games during his Patriots career (1963-67)... In 1966, he received the most votes and was a consensus All-Star selection ... Currently ranks seventh overall in Patriots history with 24 career interceptions ... Former Kansas City Chief QB Len Dawson said of Buoniconti, "If you are lucky enough to knock him down, you have to lay on him or he'll get right back into the play" ... The Springfield, Mass. native took night classes during the season at Suffolk University and received his law degree in 1968.

Buoniconti's Patriots Statistics

Years	Games	Ints.	Yards	Sacks
1962-68	91	24	223	18.0

#20 Gino Cappelletti • WR/K • Minnesota • Inducted in 1992

Cappelletti was an original Patriot who played for the Patriots from 1960-70 ... Cappelletti is the Patriots' all-time leading scorer with 1,130 points (42 TDs, 176 FGs and 342 PATs), which ranks 17th among the NFL's all-time leading scorers ... One of only three men to play every game in the 10-year history of the AFL ... Led the AFL in scoring five times and holds two of the top five scoring seasons in NFL history – 155 points in 1964 and 147 points in 1961 ... Currently ranks fourth among the Patriots' all-time leading receivers with 292 catches for 4,589 yards ... Holds the Patriots' record for extra points attempted (353), made (342), field goals attempted (333) and field goals made (176) ... He was a five-time AFL All-Star and is currently the Patriots' color analyst on the WBCN's Patriots Rock Radio Network.

Cappelletti's Patriots Statistics

Years	Recp.	Yards	TDs	XPM	FGM	Points
1960-70	292	4,589	42	342	176	1,130



#89 Bob Dee • DE • Holy Cross • Inducted in 1993

Played for the Patriots from 1960-67 ... He was one of the ironmen of the AFL, never missing a game during his eight-year career and starting 112 consecutive games ... Entering the 1997 season, he ranks 13th on Patriots' all-time sack list with 27.5 ... Despite the equipment improvements over the years, Dee was a superstitious player who chose to wear the same helmet throughout his career (105 of 112 games) ... Scored the first touchdown in AFL history when he dove onto a fumble in the end zone in a preseason contest vs. Buffalo 7/30/60 ... Voted to four AFL All-Star teams (1961, 1963-65).

Dee's Patriots' Statistics

Years	Games	Sacks
1960-67	112	27.5

PATRIOTS HALL OF FAME (CONT.)



#14 Steve Grogan • QB • Kansas State • Inducted in 1995

Played in 149 games during his 16-year playing career from 1975-1990 ... He is the Patriots' all-time career passing leader with 26,886 yards and 182 touchdowns ... Rushed for 2,164 yards (4.9 avg.) and 35 touchdowns during his career ... Grogan's 35 rushing touchdowns rank third in Patriots' history ... Ranks third in club history with 12 rushing touchdowns in a season (1976) ... Holds the Patriots' single-game record with a 227.8 quarterback rating, which he achieved by completing 13 of 18 passes for 315 yards and five touchdowns and no interceptions (9/9/79 vs. NY Jets) ... Despite playing quarterback, he was still revered as one of the hardest hitters and toughest Patriots in franchise history.

Grogan's Patriots Statistics

	Passing					Rushing		
Years	Att	Comp	Yards	TD	Int	Rush	Yards	TD
1975-90	3,593	1,879	26,886	182	208	445	2,176	35

#79 Jim Lee Hunt • DT • Prairie View • Inducted in 1993

Nicknamed "Earthquake" by his teammates ... He played in 141 games during his 12-year Patriots career (1960-71) and was one of the original Patriots ... Voted to four AFL All-Star games (1961, 1966-67 and 1969) ... Currently ranks 13th on the Patriots' all-time sack list with 29.0 ... Voted "the best pass rushing tackle in the AFL," by AFL scouts in 1967 ... At 5-feet-11-inches and 255 pounds, Hunt possessed great size and speed in his era ... He once intercepted a pass and out-ran running backs Billy Cannon and Charley Taylor on a 79-yard touchdown return.

Hunt's Patriots Statistics

Years	Games	Sacks
1960-71	141	29.0

#57 Steve Nelson • LB • North Dakota St. • Inducted in 1993

Played for the Patriots from 1974-87 ... Nelson was the nucleus of Patriots defense for 14 years ... Voted to three Pro Bowls (1981, 1985-86) ... Played in 174 games, which ranks sixth in franchise history ... Recorded over 100 tackles nine times during his career and finished with 1,776 tackles, an average of 10.2 per game ... Currently ranks 16th overall in Patriots' history with 20.0 career sacks ... Registered 17 career interceptions, including five in 1978 ... Led the team in tackles in eight of his 14 seasons ... In 1984, he posted a career-high 207 total tackles, an unofficial team record ... He was credited with a career-high 22 stops vs. NY Jets (9/19/82).

Nelson's Patriots Statistics

Years	Games	Sacks	Ints.	Yards
1974-87	174	20.0	17	226

PATRIOTS HALL OF FAME (CONT.)

#15 Vito "Babe" Parilli • QB • Kentucky • Inducted in 1993

Played for the Patriots from 1961-67 ... Enters the 1997 season ranked second among the Patriots' all-time career passing leaders with 16,747 yards and 132 touchdowns on 2,413 attempts ... His 1,140 career completions currently ranks third ... Threw for over 20,000 yards during his NFL career ... Established nearly every Patriots' passing record during the 1960s and still holds the single-season touchdown record with 31 touchdown passes in 1964 ... Voted to three AFL All-Star teams (1963-64 and 1966) and earned the AFL's Comeback Player of the Year honor in 1966.

Parilli's Patriots Statistics

Years	Att	Comp	Yds	TD	Int
1961-67	2,413	1,140	16,747	132	138



#56 Andre Tippett • LB • Iowa • Inducted in 1999

Played for the Patriots from 1982-88, 90-93 ... Voted to five pro bowls (1984-88) ... Tippett finished his career as the only Patriots' player to record 100 career sacks (At the time, he was the seventh player in NFL history to reach that mark) ... Set the Patriots' franchise single-season sack record with 18.5 in 1984 ... Also holds the second and third highest totals in single-season history (16.5, 1985 and 12.5, 1987) ... Finished his career with 15 forced fumbles and 17 fumble recoveries (tied for first in team history) ... Played on three playoff teams, including the 1985 AFC Championship team ... Tippett was originally drafted by the Pariots in the second round of the 1982 draft (41st overall) ... He is currently the assistant director of pro scouting for the Patriots.

Tippett's Patriots Statistics

Years	Games	Sacks	Tackles	FF	FR
1982-88, 90-93	151	100.0	798	15	17

2000 HALL OF FAME GAME

The New England Patriots will face the San Francisco 49ers in the 38th Pro Football Hall of Fame Game in Canton, Ohio on July 31, 2000. It will be the third appearance for both teams. The Patriots possess a 1-1 record (see below), while the 49ers are 2-0.

Prior to the game, the Hall of Fame will enshrine five new members on Saturday, July 29, 2000. DE Howie Long, S Ronnie Lott, QB Joe Montana, Steelers owner Dan Rooney and LB Dave Wilcox make up the Class of 2000.

The Patriots have two players enshrined in the Hall, John Hannah and Mike Haynes. Hannah was inducted in 1991 and Haynes' ceremony was in 1994 (Their information is located earlier in this section).

New England's results in the Hall of Fame game are listed below:

July 28, 1973
San Francisco 49ers (NFC).....20
New England Patriots (AFC) 7

August 2, 1986
New England Patriots (AFC).....21
St. Louis Cardinals (NFC).....16

RETIRED NUMBERS

Six of the nine players who have been inducted into the Patriots Hall of Fame, have had their uniform numbers retired – Gino Cappelletti (20), Mike Haynes (40), Steve Nelson (57), John Hannah (73), Jim Lee Hunt (79) and Bob Dee (89).

GINO CAPPELLETTI
WR / K • Minnesota
Number retired in 1992

MIKE HAYNES
CB • Arizona State
Number retired in 1997

STEVE NELSON
LB • North Dakota State
Number retired in 1993

JOHN HANNAH
G • Alabama
Number retired in 1991

JIM LEE HUNT
TE • Prairie View
Number retired in 1993

BOB DEE
DE • Holy Cross
Number retired in 1993

PATRIOTS TEAM OF THE CENTURY

The team of the century was selected by readers of *Patriots Football Weekly* through mail-in and online voting.

OFFENSE

Position	Player	Years Played
Quarterback	**Drew Bledsoe**	**1993-present**
Running Back	Sam Cunningham	1973-79, 81-82
Running Back	Curtis Martin	1995-97
Wide Receiver	Stanley Morgan	1977-89
Wide Receiver	Gino Cappelletti	1960-70
Tight End	Ben Coates	1991-99
Center	Pete Brock	1976-87
Guard	John Hannah	1973-85
Guard	Sam Adams	1972-80
Tackle	Bruce Armstrong	1987-99
Tackle	Leon Gray	1973-78



C Pete Brock

DEFENSE

Position	Player	Years Played
Defensive End	Julius Adams	1971-77, 79-85, 87
Defensive End	**Willie McGinest**	**1994-present**
Defensive Tackle	Houston Antwine	1961-71
Defensive Tackle	Jim Lee Hunt	1960-71
Linebacker	Andre Tippett	1982-88, 90-93
Linebacker	Steve Nelson	1974-87
Linebacker	**Ted Johnson**	**1995-present**
Linebacker	Vincent Brown	1988-95
Cornerback	**Ty Law**	**1995-present**
Cornerback	Mike Haynes	1976-82
Safety	**Lawyer Milloy**	**1996-present**
Safety	Fred Marion	1982-91



LB Vincent Brown

SPECIAL TEAMS

Position	Player	Years Played
Kicker	Gino Cappletti	1960-70
Punter	Rich Camarillo	1981-87
Player of the Century	**John Hannah**	**1973-85**
Head Coach	**Bill Parcells**	**1993-96**



K Gino Cappelletti





Player of the Century, John Hannah

PATRIOTS 35TH ANNIVERSARY TEAM

In 1994, a panel of local media members selected the Patriots' 35th Anniversary Team. There are 11 offensive players, 12 defensive players and three specialists listed below.

OFFENSE

Position	Player	Years Played
Quarterback	Steve Grogan	1975-90
Running Back	Jim Nance	1965-71
Running Back	Sam Cunningham	1973-79, 81-82
Wide Receiver	Stanley Morgan	1977-89
Wide Receiver	Gino Cappelletti	1960-70
Tight End	Russ Francis	1975-80, 87-88
Tackle	Bruce Armstrong	1987-99
Tackle	Tom Neville	1965-77
Guard	John Hannah	1973-85
Guard	Sam Adams	1972-80
Center	Jon Morris	1964-74

DEFENSE

Position	Player	Years Played
Defensive End	Julius Adams	1971-79, 85-87
Defensive End	Larry Eisenhauer	1961-69
Defensive Tackle	Houston Antwine	1961-71
Defensive Tackle	Jim Lee Hunt	1960-71
Linebacker	Andre Tippett	1982-93
Linebacker	Nick Buoniconti	1962-68
Linebacker	Steve Nelson	1974-87
Linebacker	Sam Hunt	1974-79
Cornerback	Mike Haynes	1976-82
Cornerback	Raymond Clayborn	1977-89
Safety	Fred Marion	1982-91
Safety	Ron Hall	1961-67

SPECIALISTS

Position	Player	Years Played
Kicker	Gino Cappelletti	1960-70
Punter	Rich Camarillo	1981-87
Specialist	Mosi Tatupu	1978-90



TE Russ Francis



DT Houston Antwine

PATRIOTS ALL-AFL 10 YEAR ANNIVERSARY TEAM

The first All-Time Patriots team was voted on by the Patriots fans. The ballots were tallied on November 27, 1971 and announced during halftime of the 1971 season finale.

OFFENSE

Position	Player	Years Played
Quarterback	Vito "Babe" Parilli	1961-67
Fullback	Jim Nance	*1965-71
Running Back	Larry Garron	1960-68
Wide Receiver	Jim Colclough	1960-68
Wide Receiver	Art Graham	1963-69
Tight End	Jim Whalen	1965-69
Tackle	Charlie Long	1961-69
Tackle	Tom Neville	1965-77
Guard	Billy Neighbors	1962-65
Guard	Len St. Jean	*1964-73
Center	Jon Morris	*1964-74

DEFENSE

Position	Player	Years Played
Defensive End	Bob Dee	1960-67
Defensive End	Larry Eisenhauer	1961-69
Defensive Tackle	Houston Antwine	*1961-71
Defensive Tackle	Jim Lee Hunt	*1960-71
Outside Linebacker	Tom Addison	1960-67
Outside Linebacker	Ed Philpott	*1966-71
Middle Linebacker	Nick Buoniconti	1962-68
Cornerback	Chuck Shonta	1960-67
Cornerback	Daryl Johnson	*1968-71
Safety	Don Webb	*1962-71
Safety	Ron Hall	1961-67

SPECIALISTS

Position	Player	Years Played
Kicker	Gino Cappelletti	1960-70
Punter	Tom Yewcic	1961-67

** denotes active status at time of selection*

WR Art Graham

LB Tom Addison

PATRIOTS IN THE PRO BOWL

1960 (0)
No game played
1961 (7)
LB Tom Addison (1)
DB Fred Bruney (1)
WR Gino Cappelletti (1)
DE Bob Dee (1)
HB Larry Garron (1)
DT Jim Hunt (1)
OG Charlie Leo (1)
1962 (6)
LB Tom Addison (2)
DB Fred Bruney (2)
DE Larry Eisenhauer (1)
WR Jim Colclough (1)
DB Dick Felt (1)
OT Charlie Long (1)
1963 (11)
LB Tom Addison (3)
DT Houston Antwine (1)
LB Nick Buoniconti (1)
WR Gino Cappelletti (2)
DE Bob Dee (2)
DE Larry Eisenhauer (2)
FB Larry Garron (2)
DB Ron Hall (1)
OG Charlie Long (2)
OG Billy Neighbors (1)
QB Babe Parilli (1)
1964 (9)
LB Tom Addison (4)
DT Houston Antwine (2)
LB Nick Buoniconti (2)
WR/K Gino Cappelletti (3)
DE Bob Dee (3)
DE Larry Eisenhauer (3)
RB Larry Garron (3)
OC Jon Morris (1)
QB Babe Parilli (2)
1965 (4)
DT Houston Antwine (3)
LB Nick Buoniconti (3)
DE Bob Dee (4)
OC Jon Morris (2)
1966 (11)
DT Houston Antwine (4)
LB Nick Buoniconti (4)
WR/K Gino Cappelletti (4)
DE Larry Eisenhauer (4)
DT Jim Lee Hunt (2)
OC Jon Morris (3)
FB Jim Nance (1)
OT Tom Neville (1)
QB Babe Parilli (3)
DB Chuck Shonta (1)
OG Len St. Jean (1)
1967 (7)
DT Houston Antwine (5)
LB Nick Buoniconti (5)
RB Larry Garron (4)
DT Jim Lee Hunt (3)
OC Jon Morris (4)
FB Jim Nance (2)
OT Don Oakes (1)
1968 (5)
DT Houston Antwine (6)
WR/K Gino Cappelletti (5)
CB Leroy Mitchell (1)
OC Jon Morris (5)
OT Tom Neville (2)
1969 (6)
RB Carl Garrett (1)
DT Jim Lee Hunt (4)
OC Jon Morris (6)
WR Ron Sellers (1)
QB Mike Taliaferro (1)
S Don Webb (1)
1970 (1)
OC Jon Morris (7)
1971-75 (0)
None
1976 (4)
TE Russ Francis (1)
OT Leon Gray (1)
OG John Hannah (1)
CB Mike Haynes (1)
1977 (2)
TE Russ Francis (2)
CB Mike Haynes (2)
1978 (5)
FB Sam Cunningham (1)
TE Russ Francis (3)
OT Leon Gray (2)
OG John Hannah (2)
CB Mike Haynes (3)
1979 (3)
OG John Hannah (3)
CB Mike Haynes (4)
WR Stanley Morgan (1)
1980 (7)
DE Julius Adams (1)
FS Tim Fox (1)
OG John Hannah (4)
CB Mike Haynes (5)
WR Stanley Morgan (2)
LB Steve Nelson (1)
PK John Smith (1)
1981 (1)
OG John Hannah (5)
1982 (2)
OG John Hannah (6)
CB Mike Haynes (6)
1983 (5)
CP Rich Camarillo (1)
CB Ray Clayborn (1)
RB Tony Collins (1)
OG John Hannah (7)
OT Brian Holloway (1)
1984 (4)
OG John Hannah (8)
OT Brian Holloway (2)
LB Steve Nelson (2)
LB Andre Tippett (1)
1985 (8)
CB Ray Clayborn (2)
RT Irving Fryar (1)
OG John Hannah (9)
OT Brian Holloway (3)
RB Craig James (1)
FS Fred Marion (1)
LB Steve Nelson (3)
LB Andre Tippett (2)
1986 (5)
CB Ray Clayborn (3)
K Tony Franklin (1)
WR Stanley Morgan (3)
1986 (cont.)
SpT Mosi Tatupu (1)
LB Andre Tippett (3)
1987 (2)
WR Stanley Morgan (4)
LB Andre Tippett (4)
1988 (3)
RB John Stephens (1)
LB Andre Tippett (5)
LB Johnny Rembert (1)
1989 (1)
LB Johnny Rembert (2)
1990 (1)
OT Bruce Armstrong (1)
1991 (2)
OT Bruce Armstrong (2)
TE Marv Cook (1)
1992 (1)
TE Marv Cook (2)
1993 (0)
none
1994 (3)
OT Bruce Armstrong (3)
QB Drew Bledsoe (1)
TE Ben Coates (1)
1995 (3)
OT Bruce Armstrong (4)
TE Ben Coates (2)
RB Curtis Martin (1)
1996 (6)
OT Bruce Armstrong (5)
QB Drew Bledsoe (2)
TE Ben Coates (3)
RB Curtis Martin (2)
RE Willie McGinest (1)
KR David Meggett (1)
1997 (5)
OT Bruce Armstrong (6)
QB Drew Bledsoe (3)
TE Ben Coates (4)
LB Chris Slade (1)
SpT Larry Whigham (1)
1998 (3)
TE Ben Coates (5)
CB Ty Law (1)
S Lawyer Milloy (1)
1999 (2)
WR Terry Glenn (1)
S Lawyer Milloy (2)

PATRIOTS PRO BOWL RECORDS

MOST APPEARANCES
9 John Hannah (1976, 1978-85)
6 Houston Antwine (1963-68)
Bruce Armstrong (1990-91, 94-97)
Mike Haynes (1976-80, 82)

MOST CONSECUTIVE APPEARANCES
8 John Hannah (1978-85)
5 Houston Antwine (1963-68)
Ben Coates (1994-98)
Mike Haynes (1976-80)

NOTE: The number shown in parentheses indicates the number of appearances in Pro Bowl play. From 1960-70, Patriots players played in the AFL All-Star Game. All dates listed following 1970 represent NFL Pro Bowl games. The year indicates the season in which the player was selected for Pro Bowl participation, but the game itself is played in the following January or February. For example, players selected in the 1995 season played in the 1996 Pro Bowl, but are listed under 1995.

HISTORICAL DATES

1959

Nov. 16 American Football League's eighth and final franchise is awarded to William H. Sullivan, Jr.

Nov. 22 Northwestern RB Ron Burton is selected as first draft choice and Syracuse RB Gerhardt Schwedes is made first territorial choice.

Dec. Mike Holovak is named director of player personnel. He is the first executive hired.

Dec. 20 Clemson QB Harvey White becomes the first player to sign a Boston Patriots contract.

1960

Feb. 8 Lou Saban is appointed first head coach.

Feb. 20 As the result of a public contest, the team nickname of Patriots is chosen. The Patriots also announce that the team colors will be red, white and blue.

April 1 Boston University Field is named as the Patriots' first home.

April 2 Patriots become first pro team in history to issue public stock.

April 19 Uniformed Patriot centering football (creative work of Boston/Worcester cartoonist Phil Bissell) is adopted as team logo.

July 4 Team opens first training camp at the University of Massachusetts, 350 players attended.

July 30 In the AFL's first ever preseason game, the Patriots defeat Buffalo 28-7 at War Memorial Stadium. Patriots DE Bob Dee recovered a fumble for the league's first touchdown.

Aug. 14 Patriots play their first home game ever at Harvard Stadium, a 24-14 loss to the Dallas Texans before 11,000 fans.

Sept. 9 In their first regular season game, the Patriots open with a 13-10 loss to Denver at B.U. Field before a crowd of 21,597.

Sept. 16 DB Chuck Shonta recovered a fumble on the final play of the game and ran for a touchdown to give the Patriots their first victory with a 28-24 advantage over the N.Y. Titans at the Polo Grounds in New York.

1961

Oct. 10 Mike Holovak replaces Lou Saban as head coach.

Oct. 20 The Patriots' game with the Buffalo Bills at Boston University is postponed due to the threat of a hurricane. The game was played two days later (10/22) and the Patriots scored a 52-21 victory.

Dec. 17 The Patriots ended the season with a 41-0 shutout over San Diego to finish with a 9-4-1 record, second in the AFL Eastern Division. The 41-point margin of victory remains the largest shutout victory in Patriots history.

1962

Sept. 16 Opened the season at Harvard Stadium and beat the Houston Oilers 34-21. The Patriots played the remainder of their games at Boston University Field.

Nov. 18 QB Babe Parilli suffers a broken collar bone in a game at Houston. The Patriots lost the game and their first-place standing in the division.

Dec. 12 The Oakland Raiders claim one of the AFL's most shocking upsets with a 20-0 victory over the Patriots in the season finale. It was the Raiders' only victory of the season and knocked the Patriots out of championship contention.

1963

Oct. 11 Patriots play their first game in Fenway Park and beat Oakland 20-14.

Dec. 28 With a 26-8 victory over Buffalo, the Patriots win the AFL's Eastern Division title in the league's only season-ending tie-breaker game.

Nov. 22 1960 **(L to R) Northwestern RB Ron Burton is selected as first draft choice and Syracuse RB Gerhardt Schwedes is made first territorial choice. Mike Holovak is named director of player personnel. He was the first executive hired.**

HISTORICAL DATES (CONT.)

1964

Jan. 5 The Patriots lose the AFL title game, 51-10, to the Chargers at San Diego.

Dec. 20 Gino Cappelletti finished the season with 155 total points, which still ranks third in NFL history.

1966

Rommie Loudd becomes the first African-American assistant coach in the AFL when Mike Holovak adds him to the Patriots' coaching staff prior to the 1966 season. The following season, Loudd was named director of player personnel.

1967

Aug. 13 Patriots played the Baltimore Colts of the NFL in a preseason game. It was the first time the Patriots had played an NFL team. The Patriots lost the game 33-3.

Dec. 17 Jim Nance finishes the season with 1,216 yards rushing and becomes the first player in AFL history to rush for over 1,000 yards in back-to-back seasons.

Dec. 17, 1966
Jim Nance rushes for 78 yards against the N.Y. Jets in the season finale giving him 1,458 yards rushing for the season, a Patriots single-season team record until 1995. Nance was later honored with the league's Most Valuable Player award.

1968

Nov. 10 Gino Cappelletti became the first player in AFL history to score more than 1,000 points in his career. He reached the milestone on a 19-yard touchdown reception from Tom Sherman.

1969

Jan. 30 Patriots appoint Clive Rush as vice president and head coach.

1970

Feb. 1 The American and National Football League's announced their merger, forming a common league with 26 teams, 13 in the American Football Conference and 13 in the National Football Conference.

April 4 Foxboro, Mass. selected as the new playing site for the Patriots.

Sept. 23 Official ground-breaking ceremonies begin for the construction of the Patriots' new stadium in Foxboro, Mass. The stadium opened nearly one year later.

Nov. 12 John Mazur replaces Clive Rush as head coach.

1971

Mar. 22 The Boston Patriots are renamed the New England Patriots.

Aug. 15 The Patriots make their debut at Schaefer Stadium in Foxboro. Gino Cappelletti kicked a 36-yard FG for the first points scored in the stadium as the Patriots topped the N.Y. Giants 20-14 before 60,423 fans.

1972

Feb. 17 Made financial history by paying first cash dividend of 15 cents per share.

1973

Jan. 26 Chuck Fairbanks is named head coach and general manager.

Jan. 30 The Patriots solidify their franchise for years to come when they selected John Hannah (4th overall), RB Sam Cunningham (11th) and WR Darryl Stingley (19th) in the first round of the 1973 draft.

1975

Nov. 7 President William H. Sullivan, Jr. became the first majority owner in club history when he purchased additional voting stock to give him 88 percent of the franchise's voting stock.

1976

July 10 Patriots open their training camp for the first time at Bryant College in Smithfield, R.I. after spending the summers of 1969-75 at UMass/Amherst.

Dec. 5 Patriots defeat New Orleans 27-6 at Foxboro to qualify for their first NFL playoff appearance and their first playoff appearance since the 1963 AFL Championship game.

Dec. 8 Non-voting stockholders approve offer of $15 per share made by Billy Sullivan to purchase all non-voting stock.

Dec. 18 Lost AFC wild-card playoff game to the eventual Super Bowl Champion Oakland Raiders, 24-21, in the final 10 seconds of play.

1977

Aug. 20 Work completed on installation of new surface (Super Turf) in Schaefer Stadium.

HISTORICAL DATES (CONT.)

1978

Sept. 3 Mrs. William H. (Mary M.) Sullivan, Jr. elected to the Patriots board of directors.

Dec. 10 Patriots clinch their first outright divisional championship in the club's history with a last minute 26-24 victory over Buffalo at home.

Dec 31 Patriots lose 31-14 to Houston in first playoff game ever played in Foxboro.

1979

April 2 Patriots announce that head coach and general manager Chuck Fairbanks has been released from his contract to assume duties as head football coach at the University of Colorado.

April 6 Francis "Bucko" Kilroy's named general manager and former Patriots offensive coordinator Ron Erhardt is named head coach.

Sept. 3 Former Patriots wide receiver Darryl Stingley is named Executive Director of Player Personnel.

Oct. 23 Jeanne Sullivan McKeigue is elected as member of the club's Board of Directors.

Dec 16 In a 27-23 victory over the Minnesota Vikings to close out the 1979 regular season, WR's Harold Jackson and Stanley Morgan became the first and second players in Patriots' history to surpass the 1,000-yard receiving single-season mark. Jackson finished the 1979 campaign with 1,013 yards and Morgan totaled 1,002.

1980

Feb. 25 Paul Sonnabend resigns as Executive Director of the NFL Management Council and is appointed as Vice President and a member of the Board of Directors of the Patriots.

April 8 William H. "Billy" Sullivan, Jr., President of the Patriots, is re-elected as Chairman of the Board of NFL Properties.

1981

Nov. 29 FB Sam Cunningham, with 35 yards on nine carries against St. Louis at Foxboro, surpasses Jim Nance (5,323 yards on 1,323 carries) as the Patriots' all-time career rushing leader.

1982

Jan. 15 Ron Meyer, head coach at Southern Methodist University from 1976-81, is named the Patriots' eighth head coach in club history.

1983

Jan. 8 In their first playoff appearance since 1978, the Patriots lose to the eventual AFC Champion Miami Dolphins at the Orange Bowl, 28-13.

Feb. 16 General manager Bucko Kilroy is promoted to the position of Vice President and Patrick Sullivan, assistant general manager for four years, is named general manager.

May 17 William F. Finucane and Jeannette Allen Keefe are elected to the Patriots' Board of Directors.

May 23 Schaefer Stadium is renamed Sullivan Stadium in honor of the founder and driving force behind the Patriots franchise, William H. "Billy" Sullivan, Jr.

June 29 Sullivan Stadium is officially rededicated and the Boston Pops perform a concert in the stadium that is open free-of-charge to the public.

1984

June 1 The Patriots organize a fan advisory board, a group of season ticket holders who will help advise the Patriots on how to make Sullivan Stadium a more exciting and more pleasant place to bring a family to watch an NFL game.





Dec.12, 1982 The Patriots defeat the Miami Dolphins 3-0 in the infamous "Snow Plow Game." Mark Henderson used his snow plow and cleared a kicking surface on the Schaefer Stadium turf for John Smith. Smith then connected on a 33-yard field goal which would be the only scoring of the game.

HISTORICAL DATES (CONT.)

June 5 In the first-ever NFL Supplemental Draft, the Patriots select slotback Ricky Sanders of the Houston Gamblers, running back Eric Jordan of the Oakland Invaders and quarterback Walter Lewis of the Memphis Showboats.

Aug. 10 The Patriots install a new SuperTurf surface at Sullivan Stadium. The original SuperTurf was installed in 1977.

Oct. 25 Hall of Fame receiver Raymond Berry is named the head coach of the Patriots, replacing Ron Meyer. Berry, a former Patriots assistant coach, becomes the team's ninth head coach.

1985

July 26 Patrick J. Sullivan, William H. Sullivan III and Mrs. Nancie Chamberlain are elected to the Patriots' Board of Directors.

Oct. 13 Raymond Clayborn establishes a new team record for consecutive starts by starting his 111th straight game. Ray Hamilton had the old mark of 110 (set Sept. 16, 1973 to Oct. 26, 1980). Clayborn celebrated the record-setting day by scoring his first professional touchdown on a 27-yard interception return.

Dec. 28 The Patriots defeated the New York Jets, 26-14, at The Meadowlands (East Rutherford, N.J.) in the AFC wild-card game. With the victory the Patriots won their first NFL playoff game (the Patriots had an 0-3 NFL playoff record prior to the game).

1986

Jan. 26 The Patriots play in Super Bowl XX, going against the Chicago Bears in the Louisiana Superdome in New Orleans. The Bears won the game, 46-10. The game, shown on NBC-TV, was the third-highest rated Super Bowl in history with a 48.3 rating and a 70 share (one rating point represents 859,000 TV households; a share is the percentage of sets in use). Only the 1982 and 1983 Super Bowls had higher ratings. It was the most widely watched TV show ever with 127 million viewers (topping the previous high of 121,600,000 who watched the final *MASH* show on February 28, 1983). The previous high Super Bowl in terms of viewers was Super Bowl XIX between the 49ers and the Dolphins (115,880,000). Also, 300 million people in China watched the game on tape delay.

Jan. 27 Defensive end Julius Adams retires after 15 years (all with the Patriots). Adams, the team's number two draft choice in 1971 out of Texas Southern, was the oldest active defensive lineman in the league at age 37 when he retired. He still holds the club record for games played with 210.

June 12 Coach Raymond Berry, who led the Patriots to the AFC Championship and Super Bowl XX in his first full season as the team's head coach, signs new five-year contract.

June 30 John Hannah, who was selected to the Pro Bowl a team record nine times, announces his retirement from the NFL. He retires ranked fourth in the team's record book for games-played with 183.

Sept. 7 1985 AFC Championship banner is raised at Sullivan Stadium in pregame ceremony prior to the season opener vs. Indianapolis. The banner is 10 feet wide and 15 feet long. Mr. William H. "Billy" Sullivan, Jr. is joined by the governors from each of the New England states.

Sept. 21 QB Tony Eason throws for a then team record 414 yards The Patriots lost to Seattle, 38-31, in the game played in Foxboro. Eason was 26-of-45 with three TDs and no interceptions.

Dec. 7 WR Stanley Morgan establishes a new team record for catches in one season with his 67th catch (had five catches on the day). Morgan, who finished the season with 84 catches, broke Derrick Ramsey's previous mark of 66 catches, set in 1984.

Dec. 31 NEP Partners purchase a three-year option to buy the Patriots.

1987

Sept. 13 Patriots become first NFL team to have its games on a French-speaking radio network on a regular basis. CKLM—a 50,000-watt station out of Laval, Quebec, Canada—was the flagship station (others were CJSA in Ste. Agatle, Que.; CKSL in St. Jovite, Que., and CJER in St. Jerome, Que.). Pierre Donais was the announcer.

Sept. 13 Patriots begin four-year, five-million dollar contract with WHDH-Radio in Boston.

Jan. 12, 1986
The Patriots defeated the Miami Dolphins, 31-14, thus winning their first AFC Championship in team history. In doing so, the Patriots ended an 18-game losing streak at the Orange Bowl which started following their last win in 1966. Raymond Berry (above) became the first Patriots' head coach to lead his team to the Super Bowl.

HISTORICAL DATES (CONT.)

Nov. 29 Cornerback Raymond Clayborn ends his consecutive games played streak at 161 when he couldn't play vs. Philadelphia at Sullivan Stadium due to a knee injury suffered the week before vs. Indianapolis on Nov. 22. Clayborn, who went on IR on Nov. 24 (spent rest of season on IR), broke Gino Cappelletti's record of 152 consecutive games-played and Ray Hamilton's 110 consecutive starts.

1988

July 11 The Patriots retire the number 57 worn by 14-year linebacker Steve Nelson, who had retired following the 1987 season. Nelson played in three Pro Bowls and led the team in tackles for eight years.

July 28 Victor K. Kiam II, the owner and chief executive officer of Remington Products, Inc. of Bridgeport, Conn., agrees to purchase the team from William H. "Billy" Sullivan, Jr.

Oct. 28 Victor K. Kiam II becomes majority owner of the Patriots. He will be chairman of the team. Francis W. Murray, the minority owner, is the vice chairman. William H. "Billy" Sullivan, Jr., the founder and previous owner, remains as the team's president. The Kiam, Murray and Sullivan team is known as KMS Limited.

Nov. 23 K-Korp, a company co-owned by Robert Kraft, purchases Sullivan Stadium.

Dec. 4 Veteran wide receiver Stanley Morgan catches his 500th career reception vs. Seattle.

1989

Jan. 6 Running back John Stephens is named the Old Spice/NFL Rookie of the Year.

1990

Sullivan Stadium is renamed Foxboro Stadium.

Feb. 27 Rod Rust is named the head coach of the Patriots, replacing Raymond Berry (who was relieved of his duties on Feb. 26). Rust, a former Patriots' defensive coordinator, becomes the team's 10th head coach.

Mar. 14 Former Patriots' offensive guard John Hannah and cornerback Mike Haynes are selected to the National Football League's All-1980s team, while current linebacker Andre Tippett was named to the second-team.

Dec. 20 Sam Jankovich, the University of Miami's Athletic Director from 1982-90, is named the chief executive officer of the Patriots.

1991

Jan. 7 Dick MacPherson is named head coach of the Patriots, replacing Rod Rust (who was relieved of his duties on Jan. 4). MacPherson, Syracuse University's head coach for the previous 10 seasons, becomes the team's 11th head coach.

May 3 The installation of a natural grass playing surface at Foxboro Stadium is completed.

July 27 Former Patriots' offensive guard John Hannah is inducted into the Pro Football Hall of Fame in Canton, Ohio.

1992

May 11 James B. Orthwein purchases the controlling interest of the Patriots from Victor K. Kiam II. Orthwein becomes Chairman of the Board of the club while Francis W. Murray, the club's minority owner, becomes President. Sam Jankovich remains the Chief Executive Officer.

May 21 Patriots begin two-year deal with WLVI-TV (Channel 56) that gives the station the right to televise the team's preseason games as well as a weekly in-season Patriots magazine show.

Aug. Gino Cappelletti and Nick Buoniconti are inducted into the Patriots Hall of Fame.

1993

Jan. 9 Sam Jankovich, the Patriots' chief executive officer for the past two seasons, resigns.

Jan. 21 Bill Parcells is named head coach of the Patriots, replacing Dick MacPherson (who was relieved of his duties on Jan. 8). Parcells becomes the team's 12th head coach. In addition, Patrick Forte is named Executive Vice President of Football Operations and James Hausmann is named Executive Vice President of Business Operations.

Feb. 25 Patriots designate linebacker Vincent Brown as the club's first transitional player under the new Collective Bargaining Agreement.

Mar. 31 The Patriots unveil their new logo and uniforms at a press conference at the Four Seasons Hotel in Boston. The new icon features a streamlined head of a minuteman while the primary color of the uniforms changes from red to blue.

Aug. 18 Bob Dee, Jim Lee Hunt, Steve Nelson and Babe Parilli are inducted into the Patriots Hall of Fame.

Jan. 2, 1994
Patriots' LB Andre Tippett sacked Dolphin QB Scott Mitchell and recorded his 100th career sack. Tippett leads all Patriots with 100 sacks (Julius Adams ranks second with 79.5) and currently ranks 16th on the NFL's all-time list.

HISTORICAL DATES (CONT.)

Jan. 21, 1994
Robert K. Kraft becomes the Patriots fourth owner in the club's 35-year history with an agreement to purchase the team from James Orthwein.

Feb. 26, 1994
Patriots fans respond to the sale by purchasing 5,958 season tickets, a Patriots single-day sales record.

1994

Feb. 25 The sale of the Patriots from James Orthwein to Robert K. Kraft becomes official.

May 12 Andre Tippett is appointed director of player resources upon his announced retirement.

June 1 Second-round draft choice Kevin Lee becomes the 10th and final 1994 Patriots draft choice to sign a contract. The 37-day signing period is the fastest reported to the league since the 1970 AFL-NFL merger.

Nov. The Patriots announce WBCN - 104.1 FM as the team's new radio flagship station after reaching a three-year agreement.

Dec. 24 The Patriots defeat the Chicago Bears 13-3, clinching the teams first playoff berth since 1986.

1995

Jan. 1 The Cleveland Browns defeat the Patriots 20-13 in a wild-card playoff game.

Feb. 9 The Patriots announce Boston's ABC affiliate WCVB-TV (Channel 5) as their preseason television flagship station. WCVB will televise three preseason games and a weekly Patriots show, hosted by Mike Lynch.

Mar. 29 The Patriots publish their premier issue of *Patriots Football Weekly*, the team's official newspaper.

Apr. 29 For the first time in franchise history, every home game is sold out before the season begins as the remaining 15,000 tickets are sold individually to non-season ticket holders.

1996

Feb. 2 The Patriots sign a three-year pact with Bryant College to continue as the host for training camp. The team has held their training camps in Smithfield, R.I. since 1976 and with this extended agreement they will continue through 1998.

July 20 Owner Robert Kraft signs QB Drew Bledsoe to a seven-year contract extension.

Sept. 1 The official home page of the New England Patriots (www.patriots.com) launches its new look.

Dec. 8 The Patriots clinch their second playoff berth in two years by defeating the N.Y. Jets 34-10.

Dec. 15 The Patriots clinch their first AFC Division title since 1986.

Dec. 21 The Patriots score 23 unanswered second half points and defeat the N.Y. Giants 23-22 to secure a first-round playoff bye and first home playoff game since 1978. WR Terry Glenn finished the 1996 season with 90 receptions, setting a new league reception record (83 by Earl Cooper - 1980).

1997

Jan. 5 The Patriots win their first home playoff game in team history by defeating the Pittsburgh Steelers 28-3 in Foxboro Stadium.

Jan. 12 Otis Smith's 47-yard fumble return for a touchdown with 2:36 remaining enabled the Patriots to defeat the Jacksonville Jaguars 20-6 and earn their second AFC Championship and a trip to Super Bowl XXXI.

Jan. 26 The Patriots lose 35-21 to the Green Bay Packers in Super Bowl XXXI. The two teams set a Super Bowl record for the most points scored by two teams in the first quarter with 24. The game was the fourth most-watched program in television history.

Jan. 31 Bill Parcells steps down as head coach of the New England Patriots.

Feb. 3 The Patriots name Pete Carroll as their 13th head coach. Carroll, former head coach of the New York Jets in 1994, spent the '95 and '96 seasons as defensive coordinator of the San Francisco 49ers.

HISTORICAL DATES (CONT.)

Mar. 26 The NFL releases its 1997 regular season schedule and the Patriots are featured on six nationally televised games, including three Monday Night Football contests.

May 3 Patriots sell out each 1997 regular season contest for the fourth consecutive season. Individual game tickets were sold in just three hours.

July 26 Former Patriot CB Mike Haynes is inducted into the Pro Football Hall of Fame.

Aug. 21 The New England Patriots and WBCN - 104.1 FM extended their partnership through 2002.

Aug. 25 The Patriots introduce the world's first direct to digital nightly video webcast. The webcast contains everything from Patriots player interviews and press conferences to game reviews and previews.

Sept. 15 Long-time Patriot scout, Robert S. Teahan, died at the age of 76.

Sept. 21 For third time in team history, and first since 1974, the Patriots started the 1997 season 4-0 with a 31-3 victory over the Chicago Bears.

Dec. 22 The Patriots clinched their second consecutive AFC East Division Championship with a 14-12 victory over the Miami Dolphins. It was their first back-to-back Division Championship in franchise history and their third playoff appearance in four years. With their victory over the Dolphins, the Patriots finished the 1997 season 7-1 against their division opponents, which tied a franchise record set in 1986.
The Patriots set a franchise attendance record during the 1997 season, reporting 1,024,949 fans. It was also just the second time in franchise history that they have eclipsed one million fans in a season.

Dec. 28 The Patriots won their third home playoff game in two years when they defeated the Miami Dolphins, 17-3.

1998

Jan. 3 The Patriots lost 7-6 to the Pittsburgh Steelers in the Divisional Playoff round.

Feb. 23 William H. "Billy" Sullivan Jr., the founder of the New England Patriots, died at the age of 82 in Atlantis, Fla.

Mar. 5 The Patriots announced the promotion of Andre Tippett, to Assistant Director of Pro Scouting.

Mar. 9 The Patriots appointed Don Lowery Vice President of Player Development and Community Affairs.

April 4 The NFL released its schedule for the 1998 season and the Patriots were featured in four nationally televised games, three Monday Night Football contests and one on ESPN Sunday Night. The Patriots' three MNF games tied a team record, which was set in 1980 and equaled in 1997.

Dec. 13 QB Drew Bledsoe completed a 4-yard pass to TE Lovett Purnell to become the Patriots' all-time leading completion leader, surpassing Steve Grogan (1,876).

Dec. 20 The Patriots defeat the San Francisco 49ers 24-21 and qualify for the playoffs for the third consecutive year - establishing a franchise record.

1999

Jan. 3 New England was defeated 25-10 by the Jacksonville Jaguars in a Wild Card playoff game

Feb 7 Patriots CB Ty Law returns an interception 67-yards for a touchdown to propel the AFC to a 23-10 victory in the Pro Bowl. Law, who was attending the game for the first time, was named co-MVP for his efforts.

April 1 The NFL announces its 1999 schedule and the Patriots are featured in three nationally televised prime time games at Foxboro Stadium. They will appear in two Sunday night games and one Monday Night Football game. It marks the third consecutive year they've hosted a MNF game, following a 15-year absence.

June "Patriots All-Access," the Patriots weekly television show wins a New England Emmy for Best Sports Series.

June 21 The Patriots establish a new sales record by selling out every regular season game in just 90 minutes.

Nov. 15 Patriots linebacker Andre Tippett is inducted into the Patriots Hall of Fame.

Dec. 6 In a Foxboro town meeting, over 93 percent of the town's residents voted in favor of passing six necessary articles to approve the stadium project.

2000

Jan. 2 The Patriots extend their consecutive sellout streak at Foxboro Stadium to 61 games in their 1999 season finale against the Baltimore Ravens.

Jan. 27 Patriots name Bill Belichick as their 14th head coach. Prior to joining the Patriots, Belichick served as the N.Y. Jets assistant head coach and secondary coach from 1997-99.

April 4 The Patriots are featured in three prime-time games, including their second appearance on Thanksgiving Day, when the NFL announces its 2000 schedule.

April 18 The New England Patriots unveil the designs for their new stadium in a press conference at the Seaport Hotel in Boston.

May 27 The Patriots unveil their new uniforms at WBCN's River Rave concert. The new uniforms will feature a color change from a royal blue to a new Nautical Blue. It is the first design change the team has had in five years. With the exception of that change in color, the Patriots logo will remain the same.

HISTORICAL CAPSULE

Professional football arrived in New England on November 16, 1959, when a group of local businessmen, led by former public relations executive William H. "Billy" Sullivan, Jr. was awarded the eighth and final franchise in the new American Football League. One week later, Northwestern University running back Ron Burton was selected as the franchise's first draft choice and Syracuse running back Gerhardt Schwedes was selected as the team's first territorial choice.

Three key personnel decisions were made in the winter of 1960. First, former Boston College head coach Mike Holovak was named director of player personnel. Ed McKeever was hired as the team's first general manager and he selected Lou Saban as the team's first head coach.

One of the first orders of business of the management group was giving the franchise a name and that was accomplished through a public contest. Thousands of entries were submitted to name the team and 74 fans suggested the winning name, the Boston Patriots. Shortly after the franchise name was chosen, *Boston Globe* artist Phil Bissell drew a cartoon of a Minuteman preparing to snap a football and owner Sullivan liked the drawing so much that he selected "Pat Patriot" as the team logo. On April 1, 1960, Boston University Field — the former home of the Boston Braves — was selected as the first home of the Boston Patriots.

The organization's first training camp opened on July 4, 1960 at University of Massachusetts at Amherst. Approximately 350 players reported to the opening of camp, including a large contingent from Boston College. This group would be trimmed to 35 for the start of the regular season. The team's first preseason game was held on July 30 and the Patriots defeated the Buffalo Bills 28-7 at War Memorial Stadium Buffalo. Patriots defensive end Bob Dee recovered a fumble during the game and scored the AFL's first touchdown. The first "home" game was held two weeks later before 11,000 fans at Harvard Stadium and the Pats lost 24-14 to the Dallas Texans. The team's regular season home opener came on September 9 and 21,597 fans at Boston University field watched the team lose to the Denver Broncos 13-10.

The 1963 season saw the Patriots move to Fenway Park for home games, where they claimed their first division crown with a 7-6-1 record. The team lost the AFL title game, 51-10, to the San Diego Chargers. A number of Patriots players emerged as stars in the AFL during the 1960s, including wide receiver and kicker Gino Cappelletti, running back Jim Nance, quarterback Babe Parilli, linebacker Nick Buoniconti, defensive linemen Houston Antwine, Bob Dee, Larry Eisenhauer and Jim Lee Hunt and center Jon Morris

In 1970, after a decade of playing at four different sites, including Boston University Field, Harvard Stadium, Fenway Park and Boston College Alumni Stadium, the Patriots selected Foxboro as the new home of the team. In March 1971, the team was renamed the New England Patriots. On August 15,1971, the Patriots played their first game at Schaefer Stadium in Foxboro, defeating the New York Giants 20-14 before a crowd of 60,423 in a preseason contest.

In 1976, the Patriots earned a wild-card playoff berth, but lost to the eventual Super Bowl Champion Oakland Raiders, 24-21. In 1978, the Patriots won their first outright division title in franchise history, but lost to the Houston Oilers on Dec. 31, 31-14, in the first playoff game ever at Foxboro Stadium. During the 1970s several Patriots were regarded to be among the most outstanding players in the league in their positions, including offensive tackle John Hannah, cornerback Mike Haynes and tight end Russ Francis.

In 1982, Foxboro Schaefer Stadium was renamed Sullivan Stadium in honor of the Patriots owner. In 1985, the Patriots gained a wild-card berth in the playoffs and went on to defeat the New York Jets, Los Angeles Raiders and the Miami Dolphins to win their first AFC Championship and a trip to Super Bowl XX. Unfortunately, the Patriots faced one of the dominant teams of the '80s as the Chicago Bears shuffled to a 46-10 Super Bowl victory. Following that season, Patriot greats John Hannah and Julius Adams retired.

On July 28, 1988, Remington Products, Inc. Chief Executive Officer Victor Kiam purchased the Patriots from the Sullivan family and retained the team for four years.

HISTORICAL CAPSULE (CONT.)

In 1990, the Patriots' home field was renamed Foxboro Stadium and the following season natural grass was installed in the stadium for the first time by the stadium's new owner, Boston businessman Robert K. Kraft. On July 27 1991, Hannah became the first Patriot to be inducted into the Pro Football Hall of Fame in Canton, Ohio.

In 1992, St. Louis businessman James B. Orthwein purchased controlling interest of the Patriots and made some dramatic changes, both on and off the field. In 1993, he hired former New York Giants head coach Bill Parcells and a new coaching staff. In addition, he also made some cosmetic changes that spring with the unveiling of a new Patriots logo and the change of primary color from red to blue.

On January 21, 1994, Robert K. Kraft became the franchise's fourth owner when he purchased the team from Orthwein, saving the team from a possible move outside of New England. On May 12, 1994, linebacker Andre Tippett moved from the field to the front office when he announced his retirement. That season, the Patriots closed out the season with a seven-game winning streak to qualify for their first playoff berth since 1985. The Patriots lost to the Cleveland Browns 20-13 in the wild-card playoff game. In 1995, the Patriots produced three Pro Bowl players, including Rookie of the Year running back Curtis Martin. Off the field, the Patriots became the only NFL team to publish an all-color team newspaper *Patriots Football Weekly* and to launch their own web site— www.patriots.com.

The Patriots continued their rise during a memorable 1996 season, winning the AFC Championship and returning to the Super Bowl for the second time in team history. The Patriots finished 11-5 and scored two home playoff wins, 28-3 vs. Pittsburgh and 20-6 vs. Jacksonville, winning the AFC Championship in front of a sold out Foxboro Stadium crowd. The Patriots were defeated by the Green Bay Packers in Super Bowl XXXI, 35-21. The game was the fourth most-watched program in television history attracting some 128,900,000 viewers.

On Feb. 3, 1997, the Patriots hired Pete Carroll as their 13th head coach. In his first season in New England, the Patriots defended their AFC East Division title with a 7-1 record in the division and a 10-6 overall record. It was the Patriots' first back-to-back division titles in franchise history. The Patriots defeated the Miami Dolphins 17-3 in the AFC Wild Card playoffs, extending their playoff home winning streak to three games.

On Sept. 7, 1998, the Patriots became the first professional sports team to produce their own live postgame show to be broadcast live only on the Internet. "Patriots Live!", debuted following their season-opening Monday Night Football game at Denver. The Patriots continue to be the only team to produce their own nightly video cybercast on the Internet, "Patriots Cyber Sideline."

The Patriots finished 9-7 in 1998 and qualified for the playoffs, marking the third consecutive season they have made the postseason - a team record.

The '99 season was the sixth consecutive season that the Patriots have sold out every game prior to the start of the season. Demand for tickets has never been higher. The Patriots established a new sales record by selling out every regular season game for the 1999 season in just 90 minutes. In addition, the waiting list for season tickets has now grown in excess of 35,000 fans. The Patriots have sold-out a franchise record 61 consecutive games (through the 1999 season).

A new era began in Patriots history in the year 2000 when they unveiled designs for their new stadium. The new 68,000-seat Foxboro Stadium was unveiled to the public on April 18th. General seating will remain at 60,000, ensuring current season ticket holders will have the opportunity to renew their accounts. There will also be 8,000 premium seats, including 6,000 club seats and 2,000 luxury suite seats. Those seats will help finance the overall stadium project and allow the Patriots to keep their tickets affordably priced.

The Patriots also began a new era on the playing field when they hired Bill Belichick as the 14th head coach in team history. Belichick, who is regarded as one of the premier defensive architects in the NFL, was hired by the Patriots on January 27, 2000. He had spent the 1996 season in New England as the secondary coach and assistant head coach. He helped the Patriots rebound from a 6-10 record in 1995 to an 11-5 record in 1996 and the team's first divisional title in 10 years. He re-joins the Patriots after spending the past three seasons (1997-99) as the assistant head coach and secondary coach for the New York Jets.

PATRIOTS ALL-TIME ROSTER

Editor's Note: The following list includes players who have accrued at least one season of veteran status. (*Notes incomplete information for games started.)

Name	Pos.	#	College	Years	GP	GS
Abrams, Bobby	LB	50	Michigan	1995	9	1
Acks, Ron	LB	51	Illinois	1972-73	28	27
Adams, Bob	TE	80	Pacific	1973-74	24	12
Adams, George	RB	33	Kentucky	1990-91	18	8
Adams, Sam	OG	61	Prairie View	1972-80	119	90
Adams,Julius	DE	85	Texas Southern	1971-77,79,85,87	206	90
Addison,Tom	LB	53	South Carolina	1960-67	14	11*
Agnew, Ray	DE	92	North Carolina State	1990-94	66	37
Alexander, Rogers	LB	91	Penn State	1987	3	2
Allard, Don	QB	12	Boston College	1962	4	NA
Allen, Marvin	RB	39	Tulane	1988-91	37	3
Allen, Terry	RB	22	Clemson	1999	16	13
Andersen, Jason	**C**	**67**	**BYU**	**1998-99**	**11**	**0**
Anderson, Bob	RB	33	Colorado	1975	5	0
Anderson, Darren	CB	25	Toledo	1992	1	0
Anderson, Ralph	S	49	West Texas State	1973	13	11
Antrum, Glenn	WR	48	Connecticut	1989	1	0
Antwine, Houston	DT	65	Southern Illinois	1961-71	142	58
Armstrong, Bruce	OT	78	Louisville	1987-99	196	196
Arthur, Mike	C	65	Texas A&M	1993-94	44	38
Ashton, Josh	RB	31	Tulsa	1972-74	38	20
Atchason, Jack	OE	NA	Western Ilinois	1960	1	NA
Atessis, Bill	DE	73	Texas	1971	5	0
Atkinson, Ricky	DB	37	S. Connecticut State	1987	1	0
Avezzano, Joe	OC	50	Florida State	1966	3	NA
B						
Baab, Mike	C	68	Texas	1988-89	31	28
Bahr, Matt	K	3	Penn State	1993-95	32	0
Bailey, Bill	RB	37	Cincinnati	1969	2	0
Bain, Bill	OT	62	Southern Cal	1986	3	0
Baker, Melvin	WR	83	Texas Southern	1975	1	0
Baldinger, Rich	OL	74	Wake Forest	1993	15	15
Ballou, Mike	LB	51	UCLA	1970	14	4
Banks, Willie	G	78	Alcorn A&M	1973	13	1
Barber, Kantroy	FB	46	West Virginia	1996	0	0
Barker, Jay	QB	7	Alabama	1995	0	0
Barnes, Bruce	P	3	UCLA	1973-74	23	0
Barnes, Pete	LB	59	Southern University	1976-77	25	18
Barnes, Rodrigo	LB	59	Rice	1974-75	6	0
Barnett, Harlon	S	42	Michigan State	1993-94	30	28
Barnett, Troy	DE	98	North Carolina	1994-95	31	15
Bartrum, Mike	TE	86	Marshall	1996-99	57	0
Baty, Greg	TE	85	Stanford	1986-87	21	7
Baumann, Charlie	K	8	West Virginia	1991-92	25	0
Bavaro, David	LB	52	Syracuse	1993-94	21	5
Beach, Walter	DB	26/41	Central Michigan	1960-61	18	NA
Beaudoin, Doug	S	27	Minnesota	1976-79	35	20
Beer, Tom	TE	82	Houston	1970-72	42	12
Bell, Bill	K	8	Kansas	1973	3	0
Bellino, Joe	RB	27	Navy	1965-67	35	1*
Bennett, Phil	LB	52	Miami	1960	2	NA
Benson, Mike	WR	86	S. Connecticut State	1987	0	0
Benson, Thomas	LB	53	Oklahoma	1988	12	0
Berger, Ron	DE	88	Wayne State	1969-72	42	23
Beverly, Randy	DB	27	Colorado State	1970-71	20	3
Bianchini, Frank	RB	30	Hofstra	1987	1	0
Billups, Terry	CB	23	North Carolina	1999	2	1
Biscaha, Joe	OE	34	Richmond	1960	1	NA
Bishop, Michael	**QB**	**7**	**Kansas State**	**1999**	**0**	**0**
Bishop, Richard	NT	64	Louisville	1976-81	85	51
Black, Mel	LB	94	Eastern Illinois	1986-87	6	2
Blackmon, Don	LB	55	Tulsa	1981-87	89	72
Blahak, Joe	CB	21	Nebraska	1976	2	0
Blanchard, Dick	LB	49	Tulsa	1972	14	1
Blanks, Sid	RB	22	Texas A&I	1969-70	28	0
Bledsoe, Drew	**QB**	**11**	**Washington State**	**1993-99**	**106**	**105**

PATRIOTS ALL-TIME ROSTER (CONT.)

Name	Pos.	#	College	Years	GP	GS
Bleier, Bob	QB	10	Richmond	1987	3	2
Bolton, Ron	DB	27	Norfolk State	1972-75	55	46
Boudreaux, Jim	DE	64	Louisiana Tech	1966-68	12	0*
Bowden, Andre	LB	51	Fayetteville State	1995	0	0
Bowman, Jim	S	28	Central Michigan	1985-89	73	12
Boyd, Greg	S	29	Arizona	1973	2	0
Boyd, Greg	DE	65	San Diego State	1977-78	23	0
Bradshaw, Morris	WR	88	Ohio State	1982	8	5
Bramlett, John	LB	57	Memphis State	1969-70	24	23
Brisby, Vincent	**WR**	**82**	**NE Louisiana**	**1993-99**	**83**	**46**
Briscoe, Marlin	WR	88	Nebraska-Omaha	1976	14	5
Brock, Pete	C	58	Colorado	1976-87	154	66
Brown, Barry	TE-LB	66	Florida	1969-70	21	13
Brown, Bill E.	LB	54	Syracuse	1960	14	NA
Brown, Corwin	S	30	Michigan	1993-95	61	14
Brown, Monty	LB	93	Ferris State	1996	11	7
Brown, Preston	WR	81	Vanderbilt	1980-1982	14	4
Brown, Roger	S	47	Virginia Tech	1992	16	2
Brown, Sidney	CB	21	Oklahoma	1978	16	0
Brown, Troy	**WR/KR**	**80**	**Marshall**	**1993-99**	**92**	**7**
Brown, Vincent	LB	59	Mississippi Valley St.	1988-95	123	103
Browning, Dave	DE	74	Washington	1983	12	0
Bruney, Fred	DB	33	Ohio State	1960-62	28	NA
Bruschi, Tedy	**LB**	**54**	**Arizona**	**1996-99**	**62**	**22**
Bryant, Hubie	WR	84	Minnesota	1971-72	12	2
Buben, Mark	DL	63	Tufts	1979, 1981	32	4
Bugenhagen, Gary	OT-G	67	Syracuse	1969-70	10	6
Buoniconti, Nick	LB	85	Notre Dame	1962-68	91	20*
Burke, John	TE	85	Virginia Tech	1994-96	43	12
Burks, Steve	WR	82	Arkansas State	1975-77	34	1
Burton, Ron	RB	22	Northwestern	1960-65	69	NA
Butts, Marion	RB	44	Florida State	1994	16	15
Byars, Keith	FB	41	Ohio State	1996-97	26	14
Byrd, Dennis	DT	78	North Carolina State	1968	14	14
Cade, Eddie	S	41	Arizona State	1995	10	0
Cagle, John	DT-LB-G	62	Clemson	1969	6	1
Calhoun, Don	RB	44	Kansas State	1975-81	94	49
Camarillo, Rich	P	3	Washington	1981-87	85	0
Canale, Justin	OG	63	Mississippi State	1965-68	56	14
Canale, Whit	DE	67	Tennessee	1968	13	0
Canty, Chris	CB	26	Kansas State	1997-98	32	10
Cappadona, Bob	RB	33	Northeastern	1966-67	27	3
Cappelletti,Gino	WR-K-DB	20	Minnesota	1960-70	152	17
Carey, Brian	WR	81	American International	1987	2	0
Carlson, Jeff	QB	17	Weber State	1992	3	2
Carpenter, Rob	WR	81	Syracuse	1991	8	1
Carter, Allen	RB	21	Southern Cal	1975-76	15	0
Carter, Chris	**FS**	**42**	**Texas**	**1997-99**	**47**	**15**
Carter Kent	LB	51	Southern Cal	1974	2	0
Carter, Tony	**FB**	**30**	**Minnesota**	**1998-99**	**27**	**21**
Carthen, Jason	LB	99	Ohio	1993-94	5	0
Carwell, Larry	DB	41	Iowa State	1969-72	51	38
Cash, Rick	DT	63	N.E. Missouri	1972-73	28	27
Catanho, Alcides	LB	54	Rutgers	1995	12	0
Cavanaugh, Matt	QB	12	Pittsburgh	1978-82	52	15
Caveness, Ron	LB		Arkansas	1968-69	NA	NA
Chandler, Al	TE	82	Oklahoma	1976-79	39	6
Chandler, Edgar	LB	50	Georgia	1973	12	11
Chapple, Dave	P	10	UC-Santa Barbara	1974	5	0
Charles, John	DB	25	Purdue	1967-69	39	37
Cherry, J'Juan	CB	32	Arizona State	1999	0	0
Cheyunski, Jim	LB	50	Syracuse	1968-72	66	55
Childress, Fred	OG	61	Arkansas	1991	15	1
Chilton, Gene	C	63	Texas	1990-92	36	35
Christy, Richard	RB	23	North Carolina	1960	13	NA
Chung, Eugene	OL	69	Virginia Tech	1992-94	34	30
Cindrich, Ralph	LB	55	Pittsburgh	1972	12	3
Clark, Allan	RB	35	Northern Arizona	1979-80	27	0
Clark, Gail	LB	54	Michigan State	1974	8	0
Clark, Phil	DB	22	Northwestern	1971	2	0

PATRIOTS ALL-TIME ROSTER (CONT.)

Name	Pos.	#	College	Years	GP	GS
Clark, Rico	CB	39	Louisville	1999	1	0
Clark, Steve	DE	65	Kansas State	1981	7	0
Clayborn, Raymond	CB	26	Texas	1977-89	191	165
Clay, Willie	FS	32	Georgia Tech	1996-98	48	48
Clayton, Stan	OT	76	Penn State	1990	11	3
Cloutier, Dave	DB	28	Maine	1964	12	NA
Coates, Ben	TE	87	Livingstone	1991-99	142	105
Cobbs, Duffy	DB	43	Penn State	1987	3	0
Coffey, Wayne	WR	83	SW Texas State	1987	3	2
Cohen, Abe	OG	62	Tennessee-Chattanooga	1960	14	NA
Colclough, Jim	WR	81	Boston College	1960-68	124	6
Coleman, Dennis	LB	53	Mississippi	1971	8	0
Coleman, Eric	DB	22	Wyoming	1989	8	0
Coleman, Pat	WR	47	Mississippi	1990	1	0
Collins, Todd	LB	54	Carson-Newman	1992-94, 96-98	76	53
Collins, Tony	RB	33	East Carolina	1981-87	102	83
Collons, Ferric	DE	92	California	1995-99	64	27
Colon, Harry	S	40	Missouri	1991	16	14
Colton, George	OT	63	Maryland	1987	3	3
Condon, Tom	OG	63	Boston College	1985	1	0
Conn, Dick	S	22	Georgia	1975-79	45	1
Cook, Marv	TE	85	Iowa	1989-93	80	59
Cooks, Terrence	LB	58	Nicholls State	1989	3	0
Corbett, Steve	OG	62	Boston College	1975	14	0
Corcoran, Jim	QB	15	Maryland	1968	2	0
Corsetti, Rico	LB	93	Bates	1987	2	0
Costict, Ray	LB	55	Mississippi State	1977-79	46	7
Cottrell, Dana	LB	45	Syracuse	1998	2	0
Cowan, Larry	RB	44	Jackson State	1982	6	0
Crabtree, Eric	WR	10	Pittsburgh	1971	6	4
Crawford, Elbert	OL	65	Arkansas	1990-91	30	16
Crawford, Jim	RB	30	Wyoming	1960-64	54	NA
Crawford, Vernon	LB	99	Florida State	1997-99	41	1
Creswell, Smiley	DE	92	Michigan State	1985	0	0
Crittenden, Ray	WR	81	Virginia Tech	1993-94	32	4
Croom, Corey	RB	26	Ball State	1993-95	43	2
Cross, Bob	OT	77	Kilgore C.C.	1960	4	NA
Crouthamel, Jake	RB	34	Dartmouth	1960	2	NA
Crow, Albert	DT	72	William & Mary	1960	3	NA
Crump, George	DE	91	East Carolina	1982-83	0	0
Crump, Harry	RB	31	Boston College	1963	14	NA
Cryder, Bob	OG	75	Alabama	1978-83	75	36
Cudzik, Walt	OC	54	Purdue	1960-63	56	NA
Cullors, Derrick	RB	29	Murray State (Ky)	1997-99	31	1
Cunningham, Jay	DB	21	Bowling Green	1965-67	40	1*
Cunningham, Sam	RB	39	Southern Cal	1973-79,81-82	107	94
Currier, Bill	DB	28	South Carolina	1980	16	0
Cusick, Pete	NT	76	Ohio State	1975	13	0

D

Damkroger, Maury	LB	51	Nebraska	1974	11	0
Danenhauer, Bill	DE	77	Emporia	1960	3	NA
Davis, Elgin	RB	40	Central Florida	1987-88	9	0
Davis, Greg	K	5	Citadel	1989	9	0
Davis, Jack	OG	65	Maryland	1960	14	NA
Dawson, Bill	TE-DE	NA	Florida State	1965	9	NA
Dawson, Lin	TE	87	N.C. State	1981-90	105	75
Dee, Bob	DE	89	Holy Cross	1960-67	112	112
Dellenbach, Jeff	C	66	Wisconsin	1995	17	5
Delucca, Gerry	OT	74	Middle Tennessee State	1960-64	19	NA
DeOssie, Steve	LB	99	Boston College	1994-95	32	0
Denson, Damon	G	61	Michigan	1997-99	14	4
DeRiggi, Fed	DT	71	Syracuse	1990	2	0
Dimitroff, Tom	QB	15	Miami (Ohio)	1960	3	NA
Discenzo, Tony	OT	76	Michigan State	1960	5	NA
Doig, Steve	LB	59	New Hampshire	1986-87	6	0
Dombroski, Paul	DB	47	Linfield	1981-84	36	0
Donnalley, Kevin	DB	23	N. Dakota State	1981	1	0
Dorsey, Nate	DE	66	Mississippi Valley St.	1973	2	0
Douglas, David	G	67	Tennessee	1989-90	16	6
Dowling, Brian	QB	14	Yale	1972-73	25	0

PATRIOTS ALL-TIME ROSTER (CONT.)

Name	Pos.	#	College	Years	GP	GS
Dressler, Doug	RB	44	Chico State	1975	5	0
Dukes, Mike	LB	54	Clemson	1964-65	25	NA
DuLac, Bill	OG	68	Eastern Michigan	1974-75	26	2
Dumler, Doug	OC	58	Nebraska	1973-75	42	3
Dupard, Reggie	RB	21	Southern Methodist	1986-89	37	7
Durko, Sandy	S	22	Southern Cal	1973-74	25	18
Dykes, Hart Lee	WR	88	Oklahoma State	1989-90	26	16
E						
Eason, Tony	QB	11	Illinois	1983-89	72	49
Eaton, Chad	**DT**	**90**	**Washington State**	**1996-99**	**51**	**31**
Edmonds, Randy	LB	51	Georgia Tech	1971	14	0
Edwards, Robert	**RB**	**47**	**Georgia**	**1998-99**	**16**	**15**
Edwards, Tim	DE	98	Delta State	1992	14	1
Egu, Patrick	RB	33	Nevado-Reno	1989	7	0
Eisenhauer, Larry	DE	72	Boston College	1961-69	115	NA
Ellard, Henry	WR	17	Fresno State	1998	5	0
Ellis, Ed	**T**	**66**	**Buffalo**	**1997, 1999**	**9**	**1**
Ellison, Jerry	RB	35	Tennessee-Chattanooga	1999	12	0
F						
Fairchild, Paul	OG	66	Kansas	1984-90	84	38
Falcon, Terry	OG	68	Montana	1978-79	18	0
Farmer, Lonnie	LB	55	Tennessee-Chattanooga	1964-66	31	NA
Farrell, Sean	OG	62	Penn State	1987-90	43	43
Faulk, Kevin	**RB**	**33**	**Louisiana State**	**1999**	**11**	**2**
Feacher, Ricky	WR	83	Mississippi Valley St.	1976	3	0
Feagles, Jeff	P	6	Miami (Fla.)	1988-89	32	0
Feehery, Gerry	G	63	Syracuse	1989	0	0
Fegglns, Howard	CB	36	UNC-Charlotte	1989	11	0
Feldhausen, Paul	OT	66	Northland	1968-69	2	0
Felt, Dick	DB	24	Brigham Young	1962-66	52	NA
Ferguson, Vagas	RB	43	Notre Dame	1980-82	31	21
Fletcher, Derrick	**OL**	**64**	**Baylor**	**1999**	**0**	**0**
Flick, Tom	QB	10	Washington	1982	3	0
Floyd, Chris	**FB**	**37**	**Michigan**	**1998-99**	**29**	**2**
Flutie, Doug	QB	2	Boston College	1987-89	17	13
Foreman, Chuck	RB	22	Miami (Fla.)	1980	16	0
Forte, Ike	RB	38	Arkansas	1976-77	23	1
Foster, Will	LB	55	Eastern Michigan	1973-74	21	1
Fox, Tim	S	48	Ohio State	1976-81	91	91
Frain, Todd	TE	44	Nebraska	1987	3	2
Francis, Russ	TE	85	Oregon	1975-80, 87-88	92	83
Franklin, Arnold	TE	87	North Carolina	1987	14	0
Franklin, Tony	K	1	Texas A&M	1984-87	62	0
Fraser, Jim	LB-P	NA	Wisconsin	1966	14	NA
Frazier, Charley	WR	81	Texas Southern	1969-70	23	13
Friesz, John	**QB**	**17**	**Idaho**	**1999**	**1**	**0**
Frisch, David	TE	88	Colorado State	1995	2	0
Fryar, Irving	WR	80	Nebraska	1984-92	129	104
Fullington, Darrell	S	29	Miami (Fla.)	1991	5	0
Funchess, Tom	OT	73	Jackson State	1968-70	39	39
Fussell, Tom	DE	83	Louisiana State	1967	12	2
G						
Gadbois, Dennis	WR	48	Boston	1987-88	5	1
Gaiter, Tony	**WR**	**17**	**Miami**	**1997-98**	**1**	**0**
Gallaher, Allen	OT	64	Southern Cal	1974	14	0
Gamble, R.C.	RB	13	South Carolina State	1968-69	27	14
Gambol, Chris	OL	74	Iowa	1990	16	15
Gannon, Chris	DE	91	SW Louisiana	1990-93	36	3
Garcia, Teddy	K	7	NE Louisiana	1988	16	0
Gardin, Ron	WR	37	Arizona	1971	8	0
Garrett, Carl	RB	30	New Mexico Highlands	1969-72	51	42
Garrett, J.D.	RB	32	Grambling State	1964-67	40	0*
Garron, Larry	RB	40	Western Illinois	1960-68	18	12
Gash, Sam	RB	33	Penn State	1992-97	88	36
Geddes, Bob	LB	59	UCLA	1973-75	24	6
George, Tony	**S**	**41**	**Florida**	**1999**	**16**	**1**
Germany, Willie	S	29	Morgan State	1976	10	0
Gibson, Ernest	CB	43	Furman	1984-88	67	14
Gillen, John	LB	54	Illinois	1983	8	0
Gipson, Paul	RB	46	Houston	1973	5	0

PATRIOTS ALL-TIME ROSTER (CONT.)

Name	Pos.	#	College	Years	GP	GS
Gisler, Mike	G	67	Houston	1993-97	73	7
Gladieux, Bob	RB	24	Notre Dame	1969-72	43	5
Glenn, Terry	**WR**	**88**	**Ohio State**	**1996-99**	**48**	**46**
Glenn, Vencie	DB	25	Indiana State	1986	4	0
Goad, Tim	NT	72	North Carolina	1988-94	109	105
Gogolak, Charlie	K	7	Princeton	1970-72	26	0
Golden, Tim	LB	59	Florida	1982-84	40	1
Golic, Bob	LB	51	Notre Dame	1979-81	33	12
Gonzalez, Noe	RB	38	SW Texas State	1974	2	0
Gordon, Steve	OL	66	California	1992-93	0	0
Gordon, Tim	S	41	Tulsa	1991-92	21	15
Graff, Neil	QB	15	Wisconsin	1974-75	25	2
Graham, Art	WR	84	Boston College	1963-68	75	17*
Graham, Hason	WR	81	Georgia	1995-96	19	1
Graham, Milt	OT	70	Colgate	1961-63	28	NA
Granby, John	DB	25	Virginia Tech	1992	0	0
Grant, Rupert	FB	34	Howard	1995	7	1
Graves, White	DB	44	Louisiana State	1965-67	40	0
Gray, Leon	OT	70	Jackson State	1973-78	78	77
Green, David	RB	38	Boston College	1995	2	0
Green, Jerry	RB	45	Georgia Tech	1960	2	NA
Greene, Tom	QB	14	Holy Cross	1960	10	NA
Grier, Marrio	RB	35	Tennessee-Chattanooga	1996-97	32	0
Griffith, Richard	TE	88	Arizona	1993	3	0
Grogan, Steve	QB	14	Kansas State	1975-90	149	131
Guyton, Myron	SS	29	Eastern Kentucky	1994-95	30	30
Guzik, John	NT	97	Ohio	1987	3	2
Hagen, Halvor	G-DE	62	Weber State	1971-72	26	15
Haggerty, Mike	OT-DE	75	Miami (Ohio)	1971	14	13
Haley, Darryl	OG	68	Utah	1982-84, 86	57	24
Hall, Ron	DB	23	Missouri Valley	1961-67	88	3
Hamilton, Ray	DE	71	Oklahoma	1973-81	132	117
Hammond, Kim	QB	15	Florida State	1969-70	4	0
Hannah, John	OG	73	Alabama	1973-85	183	183
Hanneman, Craig	DE	74	Oregon State	1974-75	20	3
Hansen, Brian	P	10	Sioux Falls	1990	16	0
Hansen, Bruce	RB	24	Brigham Young	1987	6	2
Hare, Eddie	P	8	Tulsa	1979	16	0
Harlow, Pat	OT	77	Southern Cal	1991-95	74	64
Harris, Marshall	DE	78	Texas Christian	1983	6	2
Harris, Rickie	DB	25	Arizona	1971-72	28	21
Harris, Ronnie	WR/KR	84	Oregon	1993-94	5	0
Hartley, Ken	P	7	Catawba	1981	2	0
Harvey, Richard	LB	58	Tulane	1990	16	9
Hasselbeck, Don	TE	80	Colorado	1977-83	86	27
Hauck, Tim	FS	40	Montana	1990	10	0
Hauser, Art	DT	67	Xavier	1960	8	NA
Hawkins, Mike	OLB	59	Texas A&I	1978-81	59	45
Hawkins, Steve	WR	80	Western Michigan	1994	7	0
Hawthorne, Greg	WR-RB	27	Baylor	1984-86	43	11
Hayman, Conway	OG	65	Delaware	1972	0	0
Haynes, Mike	CB	40	Arizona State	1976-82	90	86
Henderson, Jerome	CB	36	Clemson	1991-93, 1996	39	10
Hendley, David	DB	28	S. Connecticut State	1987	2	0
Henke, Karl	OT	80	Tulsa	1969	10	7
Hennessey, Tom	DB	30	Holy Cross	1965-66	28	NA
Henson, Luther	NT	70	Ohio State	1982-84	21	2
Herline, Alan	P	6	Vanderbilt	1987	3	0
Herock, Ken	LB	36	West Virginia	1969	6	0
Herron, Mack	RB	42	Kansas State	1973-75	35	20
Hinton, Eddie	WR	82	Oklahoma	1974	9	1
Hitchcock, Jimmy	CB	31	North Carolina	1995-97	36	20
Hobby, Marion	DE	60	Tennessee	1990-92	42	8
Hodge, Milford	DE	97	Washington State	1986-89	49	8
Hodson, Tommy	QB	13	Louisiana State	1990-92	32	12
Hoey, George	DB	23	Michigan	1972-73	25	18
Holcomb, Sean	LB	60	Texas A&I	1995	0	0
Holloway, Brian	OT	76	Stanford	1981-86	88	77

PATRIOTS ALL-TIME ROSTER (CONT.)

Name	Pos.	#	College	Years	GP	GS
Holmes, Darryl	FS	41	Ft. Valley State	1987-89	44	3
Holmes, Ernie	NT	63	Texas Southern	1978	3	0
Howard, Bob	CB	24	San Diego State	1975-77	37	15
Howard, David	LB	99	Long Beach State	1991-92	32	15
Huarte, John	QB	7	Notre Dame	1966-67	18	0*
Hubach, Mike	P	6	Kansas	1980-81	21	0
Hudson, Bill	DT	NA	Clemson	1965	NA	NA
Hunt, Jim Lee	DT	79	Prairie View	1960-71	141	55*
Hunt, Kevin	OT	62	Doane	1973	1	0
Hunt, Sam	LB	50	Stephen F. Austin	1974-79	84	82
Hunter, Ivy Joe	RB	45	Kentucky	1991	13	10
Hurst, Maurice	CB	37	Southern	1989-95	104	101
Hutson, Brian	SS	36	Mississippi State	1990	2	0
Hyland, Bob	OC	60	Boston College	1977	3	0
I						
Ilg, Ray	LB	45	Colgate	1967-68	28	3
Imhof, Martin	DE	64	San Diego State	1975	5	3
Ingram, Brian	LB	51	Tennessee	1982-85	39	0
Irwin, Heath	G	63	Colorado	1996-99	44	16
Israel, Steve	CB	21	Pittsburgh	1997-99	29	20
Ivory, Horace	RB	23	Oklahoma	1977-81	45	12
Ivy, Corey	CB	28	Oklahoma	1999	0	0
J						
Jackson, Harold	WR	29	Jackson State	1978-81,87	64	62
Jackson, Honor	DB	29	Pacific	1972-73	20	12
Jacobs, Harry	DE-LB	83	Bradley	1960-62	23	NA
Jacobs, Ray	DT	87	Howard Payne	1969	8	5
Jagielski, Harry	DT	73	Indiana	1960-61	19	NA
James, Craig	RB	32	Southern Methodist	1984-88	52	33
James, Roland	SS	38	Tennessee	1980-90	145	122
Janik, Tom	DB-P	21	Texas A&I	1969-71	42	3
Jarostchuk, Ilia	LB	50	New Hampshire	1990	12	1
Jarvis, Ray	WR	87	Norfolk State	1979	7	0
Jefferson, Shawn	WR	84	Central Florida	1996-99	63	61
Jells, Dietrich	WR	83	Pittsburgh	1996-97	18	1
Jenkins, Ed	RB	30	Holy Cross	1974	3	0
Jeter, Gary	DE	99	Southern Cal	1989	14	0
Johnson, Andy	RB	32	Georgia	1974-76, 78-81	94	43
Johnson, Billy	DB	47	Nebraska	1966-69	32	4
Johnson, Damian	OG	68	Kansas State	1990	16	6
Johnson, Daryl	DB	23	Morgan State	1968-71	42	41
Johnson, Ellis	RB	38	S.E. Louisiana	1965-66	28	NA
Johnson, Joe	OE	24	Boston College	1960-61	13	NA
Johnson, Lee	**P**	**10**	**Brigham Young**	**1999**	**16**	**0**
Johnson, Mario	DL	98	Missouri	1993	6	0
Johnson, Preston	RB	48	Florida A&M	1968	3	0
Johnson, Steve	TE	85	Virginia Tech	1988	14	3
Johnson, Ted	**LB**	**52**	**Colorado**	**1995-99**	**62**	**62**
Jones, Aaron	DE	97	Eastern Kentucky	1993-95	37	1
Jones, Cedric	WR	83	Duke	1982-90	120	37
Jones, Ezell	OT	74	Minnesota	1969-70	15	0
Jones, Mike	DE	96	North Carolina State	1994-97	61	37
Jones, Tebucky	**CB**	**34**	**Syracuse**	**1998-99**	**27**	**2**
Jones, Todd	OL	63	Texas A&M	1993	4	0
Jordan, Shelby	OT	74	Washington (Mo.)	1975,77-82	95	87
Jordan, Tim	LB	93	Wisconsin	1987-89	30	10
K						
Kadziel, Roin	LB	52	Stanford	1972	14	1
Kapp, Joe	QB	11	California	1970	11	10
Katzenmoyer, Andy	**LB**	**59**	**Ohio State**	**1999**	**16**	**11**
Kecman, Dan	LB	NA	Maryland	1970	1	0
Keeton, Durwood	S	29	Oklahoma	1975	12	0
Kerrigan, Mike	QB	19	Northwestern	1983-84	2	0
Key, David	S	26	Michigan	1991	3	0
Khayat, Ed	DT	73	Tulane	1966	14	NA
Kimber, Bill	OE	86	Florida State	1961	4	NA
Kiner, Steve	LB	57	Tennessee	1971, 73	28	28
King, Claude	RB	41	Houston	1962	14	NA

PATRIOTS ALL-TIME ROSTER (CONT.)

Name	Pos.	#	College	Years	GP	GS
King, Steve	LB	52	Tulsa	1973-81	124	40
Klein, Dick	OT	62	Iowa State	1961-62	24	NA
Knief, Gayle	WR	84	Morningside	1970	3	0
Koontz, Ed	LB	54	Catawba	1968	6	1
Kopp, Jeff	LB	91	Southern California	1999	6	0
Krakau, Merv	LB	53	Iowa State	1978	1	0
Kratch, Bob	G	61	Iowa	1994-96	40	36
Kuberski, Bob	DT	93	Navy	1999	5	0
Kuehn, Art	OC	78	UCLA	1983	2	0
Ladd, Anthony	WR	18	Cincinnati	1998	4	0
LaFreniere, Bill	WR		Northeastern	1987	0	0
Lambert, Dion	DB	28	UCLA	1992-93	30	4
Landry, Anthony	RB	35	Stephen F. Austin	1990	0	0
Lane, Max	**OT**	**68**	**Navy**	**1994-99**	**94**	**65**
Larson, William	RB	34	Western Illinois	1960	1	NA
Lassiter, Ike	DE	87	St. Augustine's	1970-71	19	16
Law, Ty	**CB**	**24**	**Michigan**	**1995-99**	**72**	**64**
Lawson, Jamie	RB	29	North Carolina State	1990	1	0
Lawson, Odell	RB	32	Langston	1970-71	16	3
LeBlanc, Michael	RB	27	Stephen F. Austin	1987	4	2
Lee, John	DE	66	Nebraska	1981	4	4
Lee, Keith	DB	94	Colorado State	1981-84	54	8
Lee, Kevin	WR	86	Alabama	1994-95	7	2
Lee, Robert	G	60	Missouri	1960	8	NA
Legette, Burnie	RB	35	Michigan State	1993-94	10	0
Lenkaitis, Bill	C	67	Penn State	1971-81	151	119
Leo, Bobby	WR	24	Harvard	1967-68	3	0
Leo, Charlie	OG	63	Indiana	1960-62	34	NA
Lewis, Bill	C	75	Nebraska	1993	7	5
Lewis, Vernon	CB	43	Pittsburgh	1993-96	44	2
Lindquist, Paul	DT	67	New Hampshire	1961	2	NA
Lingner, Adam	OL	66	Illinois	1986	0	0
Linne, Larry	WR	80	Texas-El Paso	1987	3	3
Lippett, Ronnie	DB	42	Miami (Fla.)	1983-88, 90-91	122	111
Livingston, Walt	RB	24	Heidelberg	1960	3	NA
Lockhart, Eugene	LB	51	Houston	1991-92	32	21
Lockwood, Scott	RB	40	Southern Cal	1992-93	4	0
Lofton, Oscar	OE	86	S.E. Louisiana	1960	14	NA
Lofton, Steve	CB	38	Texas A&M	1997	10	0
Long, Charlie	G	76	Tennessee-Chattanooga	1961-69	124	17
Long, Mike	OE	87	Brandeis	1960	2	NA
Lott, Billy	RB	32	Mississippi	1961-63	35	NA
Loudd, Rommie	LB	60	UCLA	1961-62	27	NA
Loukas, Angelo	G	66	Northwestern	1970	2	0
Lowery, Nick	K	7	Dartmouth	1978	2	0
Lowry, Orlando	LB	91	Ohio State	1989	2	0
Lucas, Ray	WR	15	Rutgers	1996	2	0
Lunsford, Mel	DE	72	Central State (Ohio)	1973-80	92	74
Mahoney, John "Butch"	-	NA	American International	1961	NA	NA
Maitland, Jack	RB	40	Williams	1971-72	27	0
Mallory, Irvin	DB	43	Virginia Union	1971	2	0
Mangiero, Dino	NT	96	Rutgers	1987	2	0
Mangum, John	DT	74	Southern Mississippi	1966-67	28	5*
Marion, Fred	FS	31	Miami (Fla.)	1982-91	144	113
Marsh, Aaron	WR	29	Eastern Kentucky	1968-69	28	16
Marshall, Al	WR	88	Boise State	1974	4	0
Martin, Curtis	RB	28	Pittsburgh	1995-97	45	43
Martin, Donald	CB	38	Yale	1973	14	2
Martin, Sammy	WR	82	Louisiana State	1988-91	40	1
Mason, Dave	S	28	Nebraska	1973	8	1
Mass, Wayne	OT	75	Miami (Fla.)	1972	6	0
Massey, Jim	CB	47	Linfield	1974-75	15	1
Matich, Trevor	OC	64	Brigham Young	1985-88	26	11
Matthews, Bill	LB	53	South Dakota State	1979-81	48	10
Matthews, Henry	RB	35	Michigan State	1972	3	3
May, Art	DE	71	Tuskegee	1971	11	5
McAlister, James	RB/KR	37	UCLA	1978	16	0

PATRIOTS ALL-TIME ROSTER (CONT.)

Name	Pos.	#	College	Years	GP	GS
McCabe, Jerry	LB	52	Holy Cross	1987	3	3
McCall, Bob	RB	24	Arizona	1973	8	1
McCarthy, Shawn	P	11	Purdue	1991-92	29	0
McComb, Don	DE	85	Villanova	1960	1	NA
McCray, Prentice	S	34	Arizona State	1974-80	81	65
McCurry, Dave	S	40	Iowa State	1974	2	0
McDougald, Doug	DE	70	Virginia Tech	1980	8	0
McGee, George	OT	75	Southern	1960	14	NA
McGee, Tony	DE	78	Bishop (Texas)	1974-81	119	37
McGinest, Willie	**LB**	**55**	**Southern Cal**	**1994-99**	**84**	**74**
McGovern, Rob	LB	58	Holy Cross	1992	4	0
McGrew, Lawrence	LB	50	Southern Cal	1980-89	122	74
McGruder, Scooter	CB	27	Kent State	1996-97	17	0
McHale, Joe	LB	55	Delaware	1987	3	0
McKay, Bob	OT	66	Texas	1976-78	39	16
McKinnon, Don	LB	51	Dartmouth	1963-64	17	NA
McMahon, Art	DB	28	N.C. State	1968-72	43	7
McMurtry, Greg	WR	86	Michigan	1990-93	58	41
McNeil, Emmanuel	NT	92	Tennessee-Martin	1989	1	0
McQuay, Leon	RB	31	Tampa	1975	13	0
McSwain, Chuck	RB	32	Clemson	1987	3	1
McSwain, Rod	CB	23	Clemson	1984-90	90	17
Meggett, David	RB	22	Towson State	1995-97	48	3
Megna, Marc	**LB**	**96**	**Richmond**	**1999**	**0**	**0**
Meixler, Ed	LB	NA	Boston	1965	4	NA
Melander, Jon	OG	64	Minnesota	1991	11	3
Merkerson, Ron	LB	50	Colorado	1999	0	0
Mildren, Jack	S	45	Oklahoma	1974	14	10
Millen, Hugh	QB	7	Washington	1991-92	20	20
Miller, Al	RB	32	Boston College	1960	14	NA
Miller, Dan	K		Miami (Fla.)	1982	2	0
Milloy, Lawyer	**SS**	**36**	**Washington**	**1996-99**	**64**	**58**
Mirich, Rex	DT	76	Northern Arizona	1970	7	1
Mitchell, Leroy	DB	41	Texas Southern	1967-68	28	28
Mitchell, Brandon	**DE**	**98**	**Texas A&M**	**1997-99**	**35**	**17**
Montler, Mike	OT	64	Colorado	1969-72	53	50
Moore, Arthur	DT	75	Tulsa	1973-77	29	0
Moore, Brandon	OT	70	Duke	1993-95	26	0
Moore, Greg	LB	54	Tennessee-Chattanooga	1987	3	3
Moore, Leroy	DE	61	Ft. Valley State	1961-62	19	NA
Moore, Marty	LB	58	Kentucky	1994-99	93	10
Moore, Steve	OT	67	Tennessee State	1983-87	52	31
Moore, Will	WR	83	Texas Southern	1995	16	13
Morey, Sean	**WR**	**85**	**Brown**	**1999**	**2**	**0**
Morgan, Stanley	WR	86	Tennessee	1977-89	180	165
Morris, Jamie	RB	24	Michigan	1990	5	0
Morris, Jon	OC	56	Holy Cross	1964-74	130	82
Morriss, Guy	OC	75	Texas Christian	1984-87	53	22
Mosier, John	TE	88	Kansas	1973	2	2
Moss, Roland	TE	86	Toledo	1971	14	6
Moss, Zefross	T	77	Alabama State	1997-99	42	42
Mowatt, Zeke	TE	81	Florida State	1990	10	0
Murphy, Bill	WR	31	Cornell	1968	6	5
Murphy, Jim	QB	7	Northeastern	1998	0	0
N						
Nance, Jim	RB	35	Syracuse	1965-71	94	66*
Naposki, Eric	LB	49	Connecticut	1988-89	4	0
Neighbors, Billy	OG	73	Alabama	1962-65	56	NA
Nelson, Edmund	DE	65	Auburn	1988	12	1
Nelson, Steve	LB	57	N. Dakota State	1974-87	174	173
Neumann, Tom	RB	36	Northern Michigan	1963	10	NA
Neville, Tommy	OT	77	Mississippi	1965-77	160	114*
Nichols, Bob	TE	87	Boston	1967-68	15	1
O						
O'Hanley, Ross	DB	25	Boston College	1960-65	63	NA
O'Neill, Pat	P	5	Syracuse	1994-95	24	0
Oakes, Don	OT	71	Virginia Tech	1963-68	27	16
Osley, Willie	CB	37	Illinois	1974	10	4
Outlaw, John	DB	44	Jackson State	1969-72	33	19

PATRIOTS ALL-TIME ROSTER (CONT.)

Name	Pos.	#	College	Years	GP	GS
Overton, Don	RB	29	Fairmont State	1990	7	0
Owen, Tom	QB	17	Wichita State	1976-81	12	1
Owens, Dennis	NT	98	N.C. State	1982-86	71	44
Parilli, Babe	QB	15	Kentucky	1961-67	94	11*
Patrick, Mike	P	2	Mississippi State	1975-78	43	0
Patton, Jerry	DE	72	Nebraska	1975	3	3
Pennywell, Carlos	WR	88	Grambling State	1978-81	48	2
Peoples, George	RB	35	Auburn	1983	16	0
Perkins, Willis	OG	NA	Texas Southern	1961	1	NA
Perryman, Robert	RB	34	Michigan	1987-89	41	31
Peterson, Joe	CB	45	Nevada-Reno	1987	3	3
Philips, Jess	RB	35	Michigan State	1976-77	27	0
Phillpott, Ed	LB	52	Miami (Ohio)	1967-71	68	53
Pickering, Clay	WR	48	Maine	1987	1	0
Pitts, Mike	DE	93	Alabama	1993-94	32	31
Plunkett, Art	OT	70	UNLV	1985, 87	22	1
Plunkett, Jim	QB	16	Stanford	1971-75	61	61
Pool, David	CB	27	Carson-Newman	1991-92	31	17
Pope, Ken	CB	41	Oklahoma	1974	4	0
Porell, Tom	NT	65	Boston College	1987	1	1
Porter, Willie	DB	27	Texas Southern	1968	13	0
Posey, David	K	9	Florida	1978	0	0
President, Andre	TE	88	Angelo State	1995	1	0
Prestridge, Luke	P	17	Baylor	1984	9	0
Price, Kenny	LB	54	Iowa	1971	1	0
Profit, Eugene	DB	22	Yale	1986-88	5	0
Pruett, Perry	DB	39	North Texas State	1971	11	1
Puetz, Garry	OG	77	Valparaiso	1979-81	36	5
Purnell, Lovett	TE	48-85	West Virginia	1996-98	34	7
Purvis, Vic	WR	31	Southern Mississippi	1966-67	16	0*
Pyne, George	OT	75	Olivet	1965	14	NA
Rademacher, Bill	WR	33	N. Michigan State	1969-70	27	5
Rakoczy, Gregg	OL	71	Miami (Fla.)	1991-92	21	4
Ramsey, Derrick	TE	88	Kentucky	1983-85	46	23
Ramsey, Tom	QB	12	UCLA	1985-88	21	4
Ratkowski, Ray	RB	23	Notre Dame	1961	1	NA
Ray, Eddie	RB-P	36	Louisiana State	1970	5	1
Ray, Terry	S	23	Oklahoma	1993-96	63	24
Redding, Reggie	OL	70	Cal State-Fullerton	1992	14	14
Reed, Benton	DE	71	Mississippi	1987	3	3
Rehberg, Scott	T	60	Central Michigan	1997-98	8	0
Rehder, Tom	OT	76	Notre Dame	1988-89	32	0
Reilly, Kevin	LB	55	Villanova	1975	4	1
Rembert, Johnny	LB	52	Clemson	1983-92	126	72
Reynolds, Bob	OT	74	Bowling Green	1972-73	20	14
Reynolds, Ed	LB	95	Virginia	1983-91	119	34
Reynolds, Ricky	CB	21	Washington State	1994-96	42	35
Reynolds, Tom	WR	21	San Diego State	1972	12	0
Rheams, Leonta	DL	75	Houston	1998	6	0
Rice, Rodney	DB	43	Brigham Young	1989	10	0
Richards, Dave	OL	62	UCLA	1996	5	0
Richardson, Al	DE	79	Grambling State	1960	3	NA
Richardson, Jesse	DT	75	Alabama	1962-64	42	NA
Richardson, Tom	WR	49	Jackson State	1969-70	15	0
Robbins, Randy	S	48	Arizona	1992	15	15
Roberts, Tim	DE	94	Southern Mississippi	1995	13	12
Roberts, William	G	76	Ohio State	1995-96	32	27
Robinson, Bo	RB	41	West Texas State	1984	16	1
Robinson, Greg	OT	61	Sacramento State	1987	3	3
Robinson, Junior	CB	27	East Carolina	1990	16	0
Robinson, Rex	K	NA	Georgia	1982	3	0
Robotti, Frank	LB-RB	51	Boston College	1961	12	NA
Rogers, Doug	DE	65	Stanford	1984	12	0
Romaniszyn, Jim	LB	53	Edinboro State (Pa.)	1976	11	2
Romeo, Tony	TE	86	Florida State	1962-67	75	0*
Romine, Al	DB	46	Florence State	1961	1	NA
Rowe, Dave	DT	76	Penn State	1971-73	42	33

PATRIOTS ALL-TIME ROSTER (CONT.)

Name	Pos.	#	College	Years	GP	GS
Rucci, Todd	**OG**	**71**	**Penn State**	**1993-99**	**85**	**75**
Rucker, Reggie	WR	33	Boston	1971-74	43	38
Rudolph, Jack	LB	80	Georgia Tech	1960-65	56	NA
Russ, Bernard	LB	51	West Virginia	1997-99	9	0
Russell, Leonard	RB	32	Arizona State	1991-93	43	40
Rutledge, Rod	**TE**	**83**	**Alabama**	**1998-99**	**32**	**6**
Ruth, Mike	NT	65	Boston College	1986-87	8	0
S						
Sabb, Dwayne	LB	95	New Hampshire	1992-96	73	24
Sacco, Frank	LB	95	Fordham	1987	2	0
Sagapolutele, Pio	DT	75	San Diego State	1996	15	10
Saltz, Lee	QB	12	Temple	1992	0	0
Sanders, John	S	25	South Dakota	1974-76	30	24
Sandham, Todd	OG	72	Northeastern	1987	2	0
Sanford, Rick	FS	25	South Carolina	1979-84	89	53
Saranovitz, Brian	OG	70	New Hampshire	1987	0	0
Sardisco, Tony	OG	64	Tulane	1960-62	40	NA
Satcher, Doug	LB	58	Southern Mississippi	1966-68	28	26
Sawyer, Jon	CB	31	Cincinnati	1987	2	0
Saxon, Mike	P	4	San Diego State	1993	16	0
Scarpito, Bob	WR-P	46	Notre Dame	1968	14	0
Schaum, Greg	DE	76	Michigan State	1978	14	0
Schmidt, Bob	OT	74	Minnesota	1964	14	NA
Scholtz, Bruce	LB	51	Texas	1989	8	2
Schottenheimer, Marty	LB	54	Pittsburgh	1969-70	23	5
Schroeder, Bill	WR	18	Wisconsin-La Crosse	1995	0	0
Schubert, Eric	K	1	Pittsburgh	1987	2	1
Schubert, Steve	WR	87	Massachusetts	1974	8	2
Schwedes, Gerhardt	RB	31	Syracuse	1960-61	7	NA
Scott, Clarence	DB	26	Morgan State	1969-72	43	24
Scott, Walter	DL	94	East Carolina	1996	1	0
Scott, Willie	TE	88	South Carolina	1986-88	25	2
Sealby, Randy	LB	59	Missouri	1987	2	1
Secules, Scott	QB	10	Virginia	1993	12	4
Sellers, Ron	WR	34	Florida State	1969-71	35	30
Serwanga, Kato	**CB**	**31**	**California**	**1998-99**	**16**	**3**
Shaw, Harold	**FB**	**44**	**Southern Mississippi**	**1998-99**	**19**	**0**
Shaw, Sedrick	RB	23	Iowa	1997-98	14	1
Shegog, Ron	SS	42	Austin Peay	1987	3	3
Sherman, Tom	QB-DB	14	Penn State	1968-69	18	7
Shiner, Dick	QB	11	Maryland	1973-74	4	0
Shoate, Rod	LB	56	Oklahoma	1975-81	76	65
Shonta, Chuck	DB	34	Eastern Michigan	1960-67	14	14
Shorts, Peter	DE	90	Illinois State	1989	1	0
Sievers, Eric	TE	85	Maryland	1989-90	24	6
Simerson, John	OT	75	Purdue	1961	10	NA
Simmons, Tony	**WR**	**81**	**Wisconsin**	**1998-99**	**26**	**7**
Sims, Kenneth	DE	77	Texas	1982-89	74	64
Singer, Carl	OT	68	Purdue	1966-68	39	0
Singleton, Chris	LB	55	Arizona	1990-93	33	22
Sisson, Scott	K	9	Georgia Tech	1993	13	0
Skene, Doug	G	74	Michigan	1994	6	6
Slade, Chris	**LB**	**53**	**Virginia**	**1993-99**	**111**	**93**
Smerlas, Fred	NT	76	Boston College	1991-92	32	1
Smith, Donnell	DE	65	Southern	1973-74	21	0
Smith, Hal	DT	70	UCLA	1960	10	NA
Smith, John	K	1	Southhampton (England)	1974-83	116	0
Smith, Otis	CB	45	Missouri	1996	11	6
Smith, Ricky	DB	27	Alabama State	1982-84	26	0
Smith, Rod	DB	22	Notre Dame	1992-94	48	17
Smith, Sean	DE	97	Georgia Tech	1990-91	17	1
Snyder, Al	WR	38	Holy Cross	1964	2	NA
Solitis, Bob	DB	42	Minnesota	1960-61	3	NA
Songin, Ed "Butch"	QB	11	Boston College	1960-61	28	NA
Spears, Ron	DE	78	San Diego State	1982-83	8	1
Spires, Greg	**DE**	**94**	**Florida State**	**1998-99**	**26**	**1**
St. Jean, Lennie	OG	60	N. Michigan	1964-73	140	96*
Stanley, Sylvester	NT	63	Michigan	1994	7	0
Stanley, Walter	WR	81	Colorado	1992	13	0

PATRIOTS ALL-TIME ROSTER (CONT.)

Name	Pos.	#	College	Years	GP	GS
Starring, Stephen	WR	81	McNeese	1983-87	72	33
Staurovsky, Jason	K	4	Tulsa	1988-91	42	0
Steinfort, Fred	K	5	Boston College	1983	9	0
Stenger, Brian	LB	59	Notre Dame	1973	10	2
Stephens, Calvin	G	68	South Carolina	1992	14	1
Stephens, John	RB	44	NW Louisiana State	1988-92	76	59
Stephens, Tom	DB-TE	45	Syracuse	1960-64	49	NA
Stingley, Darryl	WR	84	Purdue	1973-77	60	53
Stokes, Eric	C-G	78	Northeastern	1987	1	1
Stolberg, Eric	WR	19	Indiana	1971	0	0
Striegal, Bill	LB	72	College of Pacific	1960	5	NA
Stuckey, Shawn	LB	93	Troy State	1998	6	0
Studstill, Pat	P	2	Houston	1972	14	0
Sturt, Fred	G	63	Bowling Green	1976-78	29	0
Suci, Bob	DB	21	Michigan State	1963	14	NA
Sullivan, Chris	DE	74	Boston College	1996-99	63	20
Swanson, Terry	P	36	Massachusetts	1967-68	24	0
Sweet, Joe	WR	81	Tennessee State	1974	4	0
Sykes, Alfred	WR	13	Florida A&M	1971	4	1
T						
Taliaferro, Mike	QB	17	Illinois	1968-71	32	25
Tanner, John	LB-DE	53	Tennessee Tech	1973-74	27	2
Tardits, Richard	LB	53	Georgia	1990-92	27	1
Tarver, John	RB	36	Colorado	1972-74	31	15
Tatupu, Mosi	RB	30	Southern Cal	1978-90	194	22
Taylor, Greg	RB	NA	Virginia	1982	1	0
Taylor, Kitrick	WR	49	Washington State	1989	4	0
Tharpe, Larry	OT	77	Tennessee State	1996	0	0
Thomas, Ben	DE	99	Auburn	1985	15	0
Thomas, Blair	RB	32	Penn State	1994	3	0
Thomas, Donnie	LB	51	Indiana	1976	3	1
Thomas, Gene	RB	22	Florida A&M	1968	9	4
Thomas, Henry	**DT**	**95**	**Louisiana State**	**1997-99**	**48**	**47**
Thompson, Leroy	RB	36	Penn State	1994	16	1
Thompson, Reyna	CB	21	Baylor	1993	15	6
Timpson, Michael	WR	83	Penn State	1989-94	70	25
Tippett, Andre	LB	56	Iowa	1982-88, 90-93	151	139
Tipton, Dave	NT	60	Western Illionis	1975-76	12	0
Toler, Ken	WR	82	Mississippi	1981-82	25	0
Toner, Ed	DT	75	Massachusetts	1967-70	26	0
Towns, Bobby	DB	NA	Georgia	1961	2	NA
Trull, Don	QB	19	Baylor	1967	7	3
Tucker, Erroll	DB	21	Utah	1989	5	0
Tupa, Tom	P	19	Ohio State	1996-97	48	0
Turner, Bake	WR	40	Texas Tech	1970	14	13
Turner, Bill	DE	74	Boston College	1987	2	0
Turner, Kevin	RB	34	Alabama	1992-94	48	19
Twombly, Darren	C	64	Boston College	1987	1	1
van Eeghen, Mark	RB	34	Colgate	1982-83	24	16
Vataha, Randy	WR	18	Stanford	1971-76	82	44
Vaughn, Jon	RB	24	Michigan	1991-92	32	7
Veris, Garin	DE	90	Stanford	1985-88, 90-91	78	46
Viaene, David	OT	70	Minnesota-Duluth	1989-90	20	8
Villa, Danny	OT	75	Arizona State	1987-91, 97	75	62
Vinatieri, Adam	**K**	**4**	**South Dakota State**	**1996-99**	**64**	**0**
Virkus, Scott	DE	70	San Francisco CC	1984	5	0
Wagner, Bryan	P	9	Cal State-Northridge	1991, 95	8	0
Walker, Bruce	NT/DT	91	UCLA	1994-95	11	4
Walker, Mike	K	12	None	1972	8	0
Ward, David	LB	94	Southern Arkansas	1989	16	0
Warren, Lamont	RB	27	Colorado	1999	16	2
Washington, Clyde	DB	31	Purdue	1960-61	27	NA
Washington, John	DT	76	Oklahoma State	1993	16	13
Washington, Mark	CB	46	Morgan State	1979	12	0
Washington, Mickey	CB	21	Texas A&M	1990-91	25	4
Watson, Dave	G	67	Georgia Tech	1963-64	28	NA

PATRIOTS ALL-TIME ROSTER (CONT.)

Name	Pos.	#	College	Years	GP	GS
Weathers, Robert	RB	24	Arizona State	1982-86	44	6
Weathers,Clarence	WR	82	Delaware State	1983-84	25	0
Webb, Don	DB	42	Iowa State	1961-71	134	60*
Webster, George	LB	90	Michigan State	1974-76	37	25
Weisacosky, Ed	LB	66	Miami (Fla.)	1971-72	28	23
Weishuhn, Clayton	LB	53	Angelo State	1982-84,86	30	26
Welch, Claxton	RB	43	Oregon	1973	2	1
Wells, Billy	RB	41	Michigan State	1960	12	NA
West, Mel	DB	24	Missouri	1961	4	NA
Westbrook, Don	WR	83	Nebraska	1977-81	71	1
Whalen, Jim	TE	82	Boston College	1965-69	70	27*
Wheeler, Dwight	OT	62	Tennessee State	1978-83	72	39
Wheeler, Mark	DT	97	Texas A&M	1996-98	40	31
Whigham, Larry	**S**	**25**	**NE Louisiana**	**1994-99**	**92**	**1**
White, Adrian	S	38	Florida	1993	5	4
White, David	LB	51	Nebraska	1993	6	0
White, Harvey	QB	10	Clemson	1960	9	NA
White, Jeff	K-P	2	Texas El Paso	1973	11	0
White, Jim	DE	87	Colorado State	1972	13	6
White, Reggie	DT/NT	90	North Carolina A&T	1995	16	9
Whitingham, Fred	LB	53	Cal Poly	1970	13	0
Whitten, Todd	QB	15	Stephen F. Austin	1987	1	0
Wichard, Murray	DE	90	Frostburg State	1987	3	0
Wilburn, Steve	DE	99	Illinois State	1987	3	3
William, J.R.	LB-C	55	Louisiana Tech	1968-70	38	2
Williams, Brent	DE	96	Toledo	1986-93	121	102
Williams, Brian	TE		Southern	1982	1	0
Williams, Brooks	TE	80	North Carolina	1983	13	1
Williams, Derwin	WR	82	New Mexico	1985-87	42	1
Williams, Ed	LB	54	Texas	1984-87, 90	62	10
Williams, Jon	RB	44	Penn State	1984	9	0
Williams, Larry	G	75	Notre Dame	1992	13	9
Williams, Lester	NT	72	Miami (Fla.)	1982-85	40	13
Williams, Perry	CB	38	Clemson	1987	3	0
Williams, Toby	DE	90	Nebraska	1983-88	80	56
Wilson, Curtis	OC	75	Missouri	1989	0	0
Wilson, Darrell	DB	47	Connecticut	1981	1	0
Wilson, Darryal	WR	48	Tennessee	1983	9	0
Wilson, David	DB	26	California	1992	1	0
Wilson, Ed	QB	NA	Arizona State	1965	14	NA
Wilson, Jerrel	P	4	Southern Mississippi	1978	14	0
Wilson, Joe	RB	23	Holy Cross	1974	12	0
Wilson, Marc	QB	15	Brigham Young	1989-90	30	10
Windsor, Bob	TE	86	Kentucky	1972-75	48	44
Wirgowski, Dennis	DE	70	Purdue	1970-72	37	36
Witt, Mel	DT	71	Arlington State	1967-70	35	14
Wohlabaugh, Dave	C	64	Syracuse	1995-97	41	41
Wonsley, George	RB	53	Mississippi State	1989	5	0
Woods, Carl	RB	34	Vanderbilt	1987	2	0
Woody, Damien	**C**	**65**	**Boston College**	**1999**	**16**	**16**
Wooten, Ron	OG	61	North Carolina	1982-88	98	96
Wren, Darryl	CB	27	Pittsburg (Kan.) State	1993-94	33	5
Wright, Elmo	WR	17	Houston	1975	8	4
Wyman, Devin	DT	72	Kentucky State	1996-98	15	4
Yancy, Carlos	CB	40	Georgia	1995	4	0
Yates, Bob	OT-G-C	50	Syracuse	1960-65	67	NA
Yewcic, Tom	P-QB	14	Michigan State	1961-66	77	NA
Z						
Zabel, Steve	LB	54	Oklahoma	1975-78	50	48
Zackery, Tony	FS	25	Washington	1990-91	19	0
Zamberlin, John	LB	54	Pacific Lutheran	1979-82	56	15
Zendejas, Joaquin	K	2	LaVerne (Calif.)	1983	2	0
Zolak, Scott	QB	16	Maryland	1992-98	53	7

PATRIOTS ALL-TIME DRAFT

2000

Rd	Player	Pk	Pos	College
1	Choice to N.Y. Jets	16		
2	Adrian Klemm	46	T	Hawaii
3	J.R. Redmond	76	RB	Arizona State
4a	J'Juan Cherry		CB	Arizona State
4b	Greg Robinson-Randall	127	T	Michigan State
5a	Dave Stachelski	141	TE	Boise State
5b	Jeff Marriott	161	DT	Missouri
6a	Antwan Harris	187	CB	Virginia
6b	Tom Brady	199	QB	Michigan
6c	David Nugent	201	DT	Purdue
7a	Choice to San Francisco from Philadelphia			
7b	Casey Tisdale	226	LB	New Mexico
7c	Patrick Pass	239	RB	Georgia

2000 Draft Notes

1 Pick awarded to the NY Jets for Bill Belichick .
4a CB J'Juan Cherry was selected by the Patriots in the 1999 Supplemental Draft.
4b, 6b, 6c and 7c denote picks obtained from the NFL as compensation for losing free agents Todd Collins, Tom Tupa, Mark Wheeler and Dave Wohlabaugh.
5b (from the St. Louis Rams for DE Mike Jones)
7a (from the Philadelphia Eagles for WR Dietrich Jells and Patriots traded pick to San Francisco for a sixth round pick in 2001)

1999

Rd	Player	Pk	Pos	College
1a	Damien Woody	17	C	Boston College
1b	Choice to Seattle	20		
1c	Andy Katzenmoyer	28	LB	Ohio State
2a	Kevin Faulk	46	RB	LSU
2b	Choice to Tennessee	52		
3a	Choice to Seattle	82		
3b	Tony George	91	DB	Florida
4	Choice to Tennessee	117		
5	Derrick Fletcher	154	OL	Baylor
6a	Marcus Washington	180	DB	Colorado
6b	Choice to Seattle	191		
7a	Michael Bishop	227	QB	Kansas State
7b	Sean Morey	241	WR	Brown

1999 Draft Notes

1b Choice to Seattle - (NE trades picks-20th, 82nd and 191st overall for Seattle's 1999 1st round pick-17th overall)
1c (from N Y Jets in compensation for Bill Parcells)
2b Choice to Tennessee - (NE trades picks-52nd and 117th overall for Tennessee's 1999 2nd round pick-46th overall)
3a (choice to Seattle in previously mentioned trade)
3b (from Minnesota Vikings in a trade for CB Jimmy Hitchcock)
4 (choice to Tennessee in previously mentioned trade)
6a (from Baltimore Ravens in a trade for TE Lovett Purnell)
6b (choice to Seattle in previously mentioned trade)
7b (from the NFL as compensation for losing free agent FBs Keith Byars and Sam Gash)

1998

Rd	Player	Pk	Pos	College
1a	Robert Edwards	18	RB	Georgia
1b	Tebucky Jones	22	DB	Syracuse
2a	Tony Simmons	52	WR	Wisconsin
2b	Rod Rutledge	54	TE	Alabama
3a	Chris Floyd	81	FB	Michigan
3b	Greg Spires	83	DE	Florida State
4	Leonta Rheams	115	DT	Houston
5	Ron Merkerson	145	LB	Colorado
6	Harold Shaw	176	RB	Southern Mississippi
7	Jason Andersen	211	OL	Brigham Young

1998 Draft Notes

1a (from NY Jets in compensation for Curtis Martin)
2a (from NY Jets in compensation for Bill Parcells)
3a (from NY Jets in compensation for Curtis Martin)

1997

Rd	Player	Pk	Pos	College
1	Chris Canty	29	DB	Kansas State
2	Brandon Mitchell	59	DT	Texas A&M
3a	Sedrick Shaw	61	RB	Iowa
3b	Chris Carter	89	DB	Texas
4a	Damon Denson	97	OL	Michigan
4b	Ed Ellis	125	OL	Buffalo
5	Vernon Crawford	159	LB	Florida State
6	Tony Gaiter	192	WR	Miami (Fla.)
7	Scott Rehberg	230	OL	Central Michigan

1997 Draft Notes

3a (from NY Jets in compensation for Bill Parcells)
4a (from NY Jets in compensation for Bill Parcells)

1996

Rd	Player	Pk	Pos	College
1	Terry Glenn	7	WR	Ohio State
2a	Lawyer Milloy	36	DB	Washington
2b	Choice to Oakland			
3a	Choice to Kansas City			
3b	Choice to Detroit			
3c	Tedy Bruschi	86	LB	Arizona
4a	Heath Irwin	101	G	Colorado
4b	Chris Sullivan	119	DE	Boston College
4c	Kantroy Barber	124	FB	West Virginia
5a	John Elmore	139	G	Texas
5b	Christian Peter	149	DT	Nebraska
6a	Chris Griffin	173	TE	New Mexico
6b	Mario Grier	195	RB	Tenn.-Chattanooga
6c	Devin Wyman	206	DT	Kentucky State
7a	Lovett Purnell	216	TE	West Virginia
7b	J.R. Conrad	247	G	Oklahoma

PATRIOTS ALL-TIME DRAFT (CONT.)

1996 Draft Notes

2b Choice to Oakland - (NE trades pick-57th overall for Oakland's 1996 third round selection-76th overall, 1996 fourth-round selection-124th overall and fifth-round selection-149th overall)
3a Choice to Kansas City - (NE trades pick for Kansas City's 1995 4th round selection, 112 overall--Dave Wohlabaugh)
3b Choice to Detroit - (NE trades pick-76th overall to Detroit for their third round selection-86th overall, fourth-119th overall and sixth round-195th overall selections)
3c (from Detroit in previously mentioned trade)
4b (from Detroit in previously mentioned trade)
4c (from S.F. through Oakland in previously mentioned trade)
5b (from Oakland in previously mentioned trade)
6b (from Detroit in previously mentioned trade)
6c Compensatory Pick
7b Compensatory Pick

1995

Rd	Player	Pk	Pos	College
1	Ty Law	23	CB	Michigan
2	Ted Johnson	57	LB	Colorado
3a	Curtis Martin	74	RB	Pittsburgh
3b	Jimmy Hitchcock	88	CB	North Carolina
4a	David Wohlabaugh	112	C	Syracuse
4b	Choice to Pittsburgh			
5	Choice to Houston			
6	Dino Philyaw	195	RB	Oregon
7	Carlos Yancy	234	CB	Georgia

1995 Draft Notes

3a (from Eagles in compensation for FB Kevin Turner)
4a (from Kansas City for Patriots 1996 third round pick)
4b (NE trades its pick, 120th overall, to Pittsburgh for RB Leroy Thompson)
5 (NE loses its pick 159th overall by signing restricted free agent DE Tim Roberts)
7 (from Cleveland in exchange for the Patriots 231st selection)

1994

Rd	Player	Pk	Pos	College
1	Willie McGinest	4	LB	Southern Cal
2	Kevin Lee	35	WR	Alabama
3a	Choice to San Diego			
3b	Ervin Collier	78	NT	Florida A&M
3c	Joe Burch	90	C	Texas Southern
4a	Choice to Arizona			
4b	John Burke	121	TE	Virginia Tech
5a	Choice to San Diego			
5b	Pat O'Neill	135	P	Syracuse
6a	Steve Hawkins	166	WR	Western Michigan
6b	Max Lane	168	OT	Navy
7a	Jay Walker	198	QB	Howard
7b	Marty Moore	222	LB	Kentucky

1994 Draft Notes

3a (NE trades its pick, 70th overall, and its fifth round pick, 137th overall, for San Diego's third round choice, 78th overall, and RB Marion Butts)
3b (from San Diego in trade described earlier)
3c (from Miami, along with a 1993 draft pick, Todd Rucci, in exchange for WR Irving Fryar)
4a (NE trades its pick, 107 overall, to Arizona for its fourth round pick from Miami, 121 overall, and its fifth round pick from LA Rams, 135 overall)
4b (from Miami through Arizona in trade described earlier)
5a (choice to San Diego in trade described earlier)
5b (from LA Rams through Arizona in trade described earlier)
6b (from Seattle in the trade for Jon Vaughn)
7b (from Dallas in exchange for QB Hugh Millen)

1993

Rd	Player	Pk	Pos	College
1	Drew Bledsoe	1	QB	Washington St.
2a	Chris Slade	31	LB	Virginia
2b	Todd Rucci	51	OL	Penn State
2c	Vincent Brisby	58	WR	NE Louisiana
4a	Kevin Johnson	86	NT	Texas Southern
4b	Corwin Brown	110	DB	Michigan
5a	Scott Sisson	113	K	Georgia Tech
5b	Richard Griffith	138	TE	Arizona
6	Lawrence Hatch	142	DB	Florida
8	Troy Brown	198	WR/KR	Marshall

1993 Draft Notes

2b (from Miami, along with a 1994 draft pick, in exchange for WR Irving Fryar)
2c (as a result of the L.A. Raiders passing on their selection in the second round, the Patriots' first selection of the third round reverted to being the 27th pick in the second round)
4b (from Green Bay in exchange for RB John Stephens. The Patriots then traded that pick, 15th in round and 99th overall, to San Diego in exchange for the Chargers' 1993 fourth round, 110th pick and a 1993 fifth round, 138th pick)
5b (from San Diego in the above mentioned trade)

1992

Rd	Player	Pk	Pos	College
1	Eugene Chung	13	OL	Virginia Tech
2	Rod Smith	35	DB	Notre Dame
3a	Todd Collins	64	LB	Carson-Newman
3b	Kevin Turner	71	RB	Alabama
4a	Dion Lambert	90	CB	UCLA
4b	Darren Anderson	93	CB	Toledo
5	Dwayne Sabb	116	LB	New Hampshire
6	Tracy Boyd	165	OG	Elizabeth City St.
7a	Wayne Hawkins	176	WR	Southwest St.
7b	Jim Gray	194	DT	West Virginia
8a	Scott Lockwood	204	RB	Southern Cal.
8b	Sam Gash	205	RB	Penn State
9	David Dixon	232	DT	Arizona State
10a	Turner Baur	261	TE	Stanford
10b	Steve Gordon	277	OC	California
11	Mike Petko	288	LB	Nebraska
12	Freeman Baysinger	333	WR	Humboldt State

1992 Draft Notes

1 (from Dallas, along with a third round pick in 1992, in exchange for Patriots' first round, 19th pick from Atlanta, second round, 37th pick and fourth round, 104th pick from Atlanta)
2 (acquired from Phoenix in exchange for Patriots' second round, 46th pick from Atlanta and fourth round, 100th pick from L.A. Raiders in 1991)
3b (acquired from Dallas through Minnesota, along with first round pick in 1992, in exchange for a first round, 19th pick from Atlanta, second round, 37th pick and fourth round, 104th pick from Atlanta in 1992)
4a (acquired from San Diego in a 1991 draft day trade in exchange for a fifth round, 127th pick from Pittsburgh in 1991)
5 (acquired from Tampa Bay in a trade during 1991 season in exchange for LB Jesse Solomon)
6 (acquired from Detroit, along with seventh round pick in 1992, a 10th round pick in 1992 and a 12th round pick in 1992, in exchange for Patriots' sixth round, 145th pick from Phoenix, in 1992)
7b (acquired from Detroit in earlier listed trade)
8a (acquired from Cleveland in exchange for OG Fred Childress)
10b (acquired from Detroit in earlier listed trade)
12 (acquired from Detroit -- see sixth round details)

PATRIOTS ALL-TIME DRAFT (CONT.)

1991

Rd	Player	Pk	Pos	College
1a	Pat Harlow	11	T	Southern California
1b	Leonard Russell	14	RB	Arizona State
2	Jerome Henderson	41	CB	Clemson
3	Calvin Stephens	56	G	South Carolina
4	Scott Zolak	84	QB	Maryland
5a	Jon Vaughn	112	RB	Michigan
5b	Ben Coates	124	TE	Livingstone College
6	David Key	140	CB	Michigan
7	Blake Miller	168	C	Louisiana State
8	Harry Colon	196	SS	Missouri
9	O'Neil Glenn	224	G	Maryland
10	Randy Bethel	251	TE	Miami (Fla.)
11a	Vincent Moore	279	WR	Tennessee
11b	Paul Alsbury	303	P	SW Texas State
12	Timothy Edwards	307	DT	Delta State

1991 Draft Notes

1a (Patriots traded their first round selection, 1st pick, for Cowboys' first round selection, 11th pick, and Dallas' second round selection, 41st pick)

1b (choice from Dallas in exchange for Patriots' 1st round, 17th pick acquired from Houston, and Patriots' 1991 4th round, 110th pick, acquired from Buffalo in 1990)

2 (choice from Dallas in previously mentioned trade)

5b (choice from L.A. Raiders through Dallas, along with a 4th round pick in 1992, in exchange for Patriots' 1991 4th round selection, 100th pick, acquired from Pittsburgh)

11b (choice from San Diego through the L.A. Raiders, along with a 4th round selection in 1992, in exchange for Patriots' 1991 5th round selection, 127th pick, acquired from Pittsburgh)

1990

Rd	Player	Pk	Pos	College
1a	Chris Singleton	8	LB	Arizona
1b	Ray Agnew	10	DE	North Carolina State
2	Choice to Seattle			
3a	Tom Hodson	59	QB	Louisiana State
3b	Greg McMurtry	80	WR	Michigan
5a	Junior Robinson	110	DB	East Carolina
5b	Jon Melander	113	OT	Minnesota
5c	James Gray	120	RB	Texas Tech
6	Choice to Dallas			
7	Choice to Buffalo			
8	Choice to Dallas			
9	Shawn Bouwens	226	OG	Nebraska - Wesleyan
10	Anthony Landry	253	RB	Stephen F. Austin
11	Sean Smith	280	DE	Georgia Tech
12a	Ventson Donelson	309	DB	Michigan St.
12b	Blaine Rose	322	OG	Maryland

1990 Draft Notes

1a (Patriots traded their 1st round, third overall, and 2nd round, 29th overall pick for Seahawks' two 1st round selections, 8th and 10th picks and Seattle's 3rd round pick)

1b (choice from Seattle in previously mentioned trade)

3b (acquired from Dallas along with Cowboys' 7th round pick, later traded to Buffalo and the Cowboys' 5th round, 120th pick, in exchange for Patriots' 3rd round selection, originally Seattle's, NE's 6th round, 143rd pick, and 8th round, 197th pick)

5a (choice from Washington, along with Redskins' 2nd pick in the 5th round, which was later traded to Denver, in exchange for Patriots' 4th round, 86th pick)

5c (choice from Dallas in previously mentioned trade)

12b (choice from Buffalo, along with a 4th round pick in 1991, in exchange for Patriots' two 7th round picks in 1990, one of which came from Dallas)

1989

Rd	Player	Pk	Pos	College
1	Hart Lee Dykes	16	WR	Oklahoma State
2	Eric Coleman	43	DB	Wyoming
3a	Marv Cook	63	TE	Iowa
3b	Chris Gannon	73	DE	S.W. Louisiana
4a	Maurice Hurst	96	DB	Southern
4b	Michael Timpson	100	WR	Penn State
5	Choice to Green Bay			
6	Choice to LA Raiders			
7a	Eric Lindstrom	178	LB	Boston College
7b	Choice to San Diego			
8a	Rodney Rice	211	DB	Brigham Young
8b	Tony Zackery	224	DB	Washington
9a	Darron Norris	241	RB	Texas
9b	Curtis Wilson	248	OC	Missouri
10	Emanuel McNeil	268	NT	Tenn.-Martin
11	Tony Hinz	295	FB	Harvard
12	Aaron Chubb	325	LB	Georgia

1989 Draft Notes

3a (choice from Tampa Bay for Stephen Starring trade of 1988)

4a (from Washington for Patriots 5th round pick of 1988)

5 (127th pick, sent to Green Bay through Cleveland as part of 1988 trade for Mike Baab)

6 (Patriots traded their 6th round, 157th pick, for Raiders' 6th round pick, 166, and NE gains Raiders' 8th round, 224th pick)

7a (from Raiders as part of Brian Holloway trade of 1987)

7b (sent to San Diego for Thomas Benson trade of 1988)

8b (from Raiders as part of draft-day trade exchanging 6th round picks; originally San Francisco's pick)

9b (from Minnesota for Patriots' 11th-round pick of 1988)

1988

Rd	Player	Pk	Pos	College
1	John Stephens	17	RB	Northwestern (La.) St.
2	Vincent Brown	43	LB	Miss. Valley St.
3	Tom Rehder	69	T	Notre Dame
4a	Tim Goad	87	NT	North Carolina
4b	Sammy Martin	97	WR/KR	LSU
4c	Teddy Garcia	100	K	Northeast Louisiana
5	Troy Wolkow	115	G	Minnesota
5b	Choice to Washington			
6	Steve Johnson	154	TE	Virginia Tech
7	Darryl Usher	181	WR/KR	Illinois
8	Choice to Chicago			
9	Neil Galbraith	240	CB	Central (Ok.) St.
10	Rodney Lossow	267	C	Wisconsin
11	Marvin Allen	294	RB	Tulane
11b	Choice to Minnesota			
12	Dave Nugent	321	NT	Boston College

1988 Draft Notes

4a (from Tampa Bay in exchange for NE's 1987 fifth-round pick)

4b (from Minnesota in 1987 trade for QB Rich Gannon)

5b (Patriots selection 127th traded to Washington in exchange for Redskins' fourth-round choice in 1989)

8 (Patriots selection 236th to Chicago as part of QB Doug Flutie trade)

10 (from L.A. Raiders as part of 1987 trade for OT Brian Holloway)

11b (Patriots selection 296th traded to Minnesota in exchange for Vikings' ninth-round choice in 1989)

PATRIOTS ALL-TIME DRAFT (CONT.)

1987

Rd	Player	Pk	Pos	College
1	Bruce Armstrong	23	OT	Louisville
2	Choice to Tampa Bay			
3a	Bob Perryman	79	RB	Michigan
3b	Choice to LA Raiders			
4a	Rich Gannon	98	QB-RB	Delaware
4b	Derrick Beasley	102	DB	Winston-Salem
4c	Tim Jordan	107	LB	Wisconsin
5a	Danny Villa	113	OT	Arizona State
5b	Tom Gibson	116	DE	Northern Arizona
6	Gene Taylor	163	WR	Fresno State
7	Choice to Tampa Bay			
8	Choice to Kansas City			
9	Choice to Tampa Bay			
10	Choice to LA Raiders			
11	Carlos Reveiz	302	K	Tennessee
12	Elgin Davis	330	RB	Central Florida

1987 Draft Notes

2 (Patriots' selection 51 overall traded to Tampa Bay as part of OT-OG Sean Farrell trade which also included 7th and 9th round picks in the 1987 draft)
3b (Patriots trade 81st overall selection and 10th round pick, 275 overall, to LA Raiders for Raiders' two fourth round picks, 98 and 102 overall; 81st overall pick originally from Washington for WR Ricky Sanders trade)
4a Choice from LA Raiders in trade mentioned above)
4b Choice from LA Raiders in trade mentioned above)
5a (choice from San Diego for DB Vencie Glenn trade)
5b (choice from Tampa Bay for Patriots' 6th round pick in 1986)
7 (Patriots' selection 191 overall traded to Tampa Bay as part of Sean Farrell trade)
8 (Patriots' selection 219 overall traded to Kansas City for TE Willie Scott)
9 (Patriots' selection 247 overall traded to Tampa Bay as part of OT Sean Farrell trade)
10 (Patriots' selection, 275 overall, and 3rd round pick, 81 overall, traded to LA Raiders for two fourth round picks, 98 and 102 overall)

1986

Rd	Player	Pk	Pos	College
1	Reggie Dupard	26	RB	Southern Methodist
2a	Mike Ruth	42	NT	Boston College
2b	Vencie Glenn	54	DB	Indiana State
3	Patriots' selection 81 overall forfeited			
4	Scott Gieselman	109	TE	Boston College
5	Greg Robinson	137	OL	Sacramento St.
6	Choice to Tampa Bay			
7a	Ray McDonald	187	WR	Florida
7b	Brent Williams	193	DE	Toledo
8	Greg Baty	220	TE	Stanford
9	George Colton	248	OG	Maryland
10	Cletis Jones	276	RB	Florida State
11	Gene Thomas	303	WR	U of Pacific
12	Don McAulay	330	K	Syracuse

1986 Draft Notes

2a (choice from Seattle as part of Bob Cryder trade of 1984)
6 (Patriots' selection 164 overall traded to Tampa Bay for Buccaneers' fifth-round pick in 1987)
7a (choice from San Francisco as part of Matt Cavanaugh trade of 1983)

1985

Rd	Player	Pk	Pos	College
1a	Choice to San Francisco			
1b	Trevor Matich	28	OC	BYU
2a	Garin Veris	48	DE	Stanford
2b	Jim Bowman	52	DB	Central Michigan
2c	Ben Thomas	56	DE	Auburn
3a	Choice to San Francisco			
3b	Audrey McMillian	84	DB	Houston
4a	Tom Toth	102	OT	Western Michigan
4b	Gerard Phelan	108	WR	Boston College
5	Choice to Cincinnati			
6	Choice to Philadelphia			
7a	Choice to LA Raiders			
7b	Choice to LA Raiders			
8a	Choice to Atlanta			
8b	Miford Hodge	224	DE	Washington St.
9	Choice to Pittsburgh			
10	Choice to Denver			
11	Paul Lewis	296	RB	Boston University
12	Tony Mumford	328	RB	Penn State

1985 Draft Notes

1a (Patriots trade their 1st round choice, 16th overall, along with their third round choice, 75th overall, to San Francisco for their first, 28th overall, second 56th overall, and third round, 84th overall, picks)
1b (choice from San Francisco in trade mentioned above)
2b (choice from LA Raiders part of Mike Haynes deal of 1983)
2c (choice from San Francisco in trade mentioned above)
3a (choice to San Francisco in trade mentioned above)
3b (choice from San Francisco in trade mentioned above)
4b (choice from LA Raiders part of Shelby Jordan deal of 1983)
5 (choice to Cincinnati as part of WR Irving Fryar tradeup deal of 1984)
6 (choice to Philadelphia as part of K Tony Franklin deal of 1984)
7a (choice to LA Raiders as part of the Mike Haynes deal of 1983)
8a (choice to Atlanta for DB Rod McSwain)
8b (choice from San Francisco part of Matt Cavanaugh deal of 1983)
9 Choice to Pittsburgh for WR Greg Hawthorne (1984)
10 Choice to Denver for P Luke Prestridge (1984)

1984

Rd	Player	Pk	Pos	College
1	Irving Fryar	1	WR	Nebraska
2	Ed Williams	43	LB	Texas
3	Jonathan Williams	70	RB	Penn State
5	Paul Fairchild	124	OG	Kansas
6	Ernest Gibson	151	DB	Furman
7a	Bruce Kallmeyer	184	K	Kansas
7b	Derwin Williams	192	WR	New Mexico
8	James Keyton	211	OT	Arizona State
9a	Scott Bolzan	238	OT	Northern Illinois
9b	David Windham	251	LB	Jackson State
11	Charlie Flager	292	OG	Washington St.
12	Harper Howell	319	TE	UCLA
	SUPPLEMENTAL DRAFT:			
1	Ricky Sanders	16	WR	SW Texas St.
2	Eric Jordan	43	RB	Purdue
3	Walter Lewis	70	QB	Alabama

1984 Draft Notes

7b (choice from San Fran. for CB Ricky Smith)
9b (choice from Washingtion for DE Tony McGee

PATRIOTS ALL-TIME DRAFT (CONT.)

1983

Rd	Player	Pk	Pos	College
1	Tony Eason	15	QB	Illinois
2	Darryal Wilson	47	WR	Tennessee
3a	Stephan Starring	74	WR	McNeese St.
3b	Steve Moore	80	OL	Tennessee St.
4	Johnny Rembert	101	LB	Clemson
5a	Smiley Creswell	118	DE	Michigan St.
5b	Darryl Lewis	128	TE	Texas-Arlington
6	Mike Bass	155	K	Illinois
7	Craig James	187	RB	SMU
	Washington-USFL			
8	Ronnie Lippett	214	DB	Miami (FL)
9a	Ricky Williams	233	RB	Langston
9b	Mark Keel	240	TE	Arizona
	Arizona—USFL			
10a	James Williams	264	TE	Wyoming
10b	Toby Williams	265	DE	Nebraska
10c	Tom Ramsey	267	QB	UCLA
	Los Angeles—USFL			
11a	Steve Parker	292	WR	Abilene Christian
11b	Calvin Eason	294	DB	Houston
12a	Waddell Kelly	319	RB	Arkansas St.
12b	Andy Ekern	326	OT	Missouri

1983 Draft Notes

3b (choice from S.D. in Tim Fox trade)
5a (choice from Chicago in LB Rod Shoate trade)
9a (choice from New Orleans)
10a (choice from NY Giants in LB Bill Matthews trade)
10b (choice from New Orleans)
11a (choice from New Orleans)
12a (choice from New Orleans)

1982

Rd	Player	Pk	Pos	College
1a	Ken Sims	1	DE	Texas
1b	Lester Williams	27	DT	Miami (FL)
2a	Robert Weathers	40	RB	Arizona St.
2b	Andre Tippett	41	LB	Iowa
2c	Darryl Haley	55	OT	Utah
3a	Cedric Jones	56	WR/KR	Duke
3b	Clayton Weishuhn	60	LB	Angelo St.
4a	George Crump	85	DE	East Carolina
4b	Brian Ingram	111	LB	Tennessee
5	Fred Marion	112	DB	Miami (FL)
6	Ricky Smith	141	DB	Alabama State
7	Jeff Roberts	168	LB	Tulane
8	Ken Collins	197	LB	Washington St.
9	Kelvin Murdock	224	WR	Troy State
10	Brian Clark	253	K	Florida
11a	Used to select WR Chy Davidson of Rhode Island in 1981 supplemental draft.			
11b	Steve Sandon	296	QB	Northern Iowa
12	Greg Taylor	308	WR/KR	Virginia

1982 Draft Notes

1b (choice from San Francisco in TE Russ Francis deal)
2a (choice from San Diego in FS Tim Fox deal)
2b (choice from San Francisco in TE Russ Francis deal)
2c (choice from San Francisco in TE Russ Francis deal)
3b (choice from Seattle for RB Horace Ivory)
4b (choice from San Francisco in TE Russ Francis deal)
11b (choice from NY Giants for DB Bill Currier)

1981

Rd	Player	Pk	Pos	College
1	Brian Holloway	19	OT	Stanford
2	Tony Collins	47	RB/KR	East Carolina
3	Choice to Minnesota			
4	Don Blackmon	102	LB	Tulsa.
5	Steve Clark	130	DE	Kansas State
6	Ron Wooten	157	OG	North Carolina
7	Ken Toler	185	WR	Mississippi
8a	Ken Naber	194	P	Stanford
8b	Lin Dawson	212	TE	North Carolina St.
9	Choice to Detroit			
10	Choice to Cleveland			
11	Brian Buckley	295	QB	Harvard
12	Cris Crissy	323	DB/KR	Princeton

1981 Draft Notes

3 (choice to Minnesota for RB Chuck Foreman)
8a (choice from N.O. for OG Sam Adams)
9 (choice to Detroit for LB Ed O'Neill)
10 (choice to Cleveland for DE Ernest Pirce)

1980

Rd	Player	Pk	Pos	College
1a	Roland James	14	DB	Tennessee.
1b	Vagas Ferguson	25	RB	Notre Dame
2	Larry McGrew	45	LB	USC
3	Steve McMichael	73	DT	Texas
4	Choice to Los Angeles			
5	Doug McDougald	124	DE	VPI
6a	Choice to Cleveland			
6b	Preston Brown	160	WR/KR	Vanderbilt
7	Tom Kearns	180	OG	Kentucky
8	Mike House	208	TE	Pacific
9	Barry Burget	235	LB	Oklahoma
10	Tom Daniel	266	OC	Georgia Tech
11	Mike Hubach	293	P	Kansas
12	Jimmy Jordan	320	QB	Florida State

1980 Draft Notes

1b (choice from Houston in OT Leon Gray deal)
4 (choice to Los Angeles in WR Harold Jackson deal)
6a (choice to Cleveland for DE Mike St. Clair)
6b (from Houston in OT Leon Gray deal)

1979

Rd	Player	Pk	Pos	College
1	Rick Sanford	25	DB	South Carolina
2	Bob Golic	52	LB	Notre Dame
3	Choice to Los Angeles			
4	Eddie Hare	106	P	Tulsa
5	John Zamberlin	135	LB	Pacific Lutheran
6	Choice to Pittsburgh			
7a	Judson Flint	177	DB	Memphis State
7b	Choice forfeited			
8	Randy Love	216	RB	Houston
9	John Spagnola	245	TE	Yale
10a	Martin Cox	270	WR	Vanderbilt
10b	Allan Clark	271	RB	Northern Arizona
11	Choice to Washington			
12	Choice to Detroit			

1979 Draft Notes

3 (choice to Los Angeles in WR Harold Jackson deal)
6 (choice to Pittsburgh for DE Dave Pureifory)
7a (choice from Washington)
10a (choice from Denver for OT Tom Neville)
12 (choice to Detroit for OT Bob McKay)

PATRIOTS ALL-TIME DRAFT (CONT.)

1978

Rd	Player	Pk	Pos	College
1	Bob Cryder	18	G	Alabama
2	Matt Cavanaugh	50	QB	Pittsburgh
3	Carlos Pennywell	77	WR	Grambling
4	Dwight Wheeler	102	T	Tennessee St.
5	Bill Matthews	129	LB	South Dakota St.
6	Kem Coleman	156	LB	Mississippi
7	Mike Hawkins	188	LB	Texas A&I
8a	Terry Falcon	198	G	Montana
8b	Mosi Tatupu	215	RB	Southern Calif.
9	Tim Petersen	242	LB	Arizona State
10	Bryan Ferguson	269	DB	Miami
11	Charlie Williams	296	LB	Florida
12	John Gibney	328	C	Colgate

1978 Draft Notes

8a (choice from Buffalo through Philadelphia for DB John Sanders)

1977

Rd	Player	Pk	Pos	College
1a	Raymond Clayborn	16	DB	Texas
1b	Stanley Morgan	25	WR	Tennessee
2a	Horace Ivory	44	RB	Oklahoma
2b	Don Hasselbeck	52	TE	Colorado
3	Sidney Brown	82	DB	Oklahoma
4	Gerald Skinner	109	T	Arkansas
5	Choice to St. Louis			
6	Choice to Houston			
7	Ken Smith	192	WR	Arkansas-Pine Bluff
8	Brad Benson	219	G	Penn State
9	Jerry Vogele	249	LB	Michigan
10a	John Rasmussen	276	T	Wisconsin
10b	Giles Alexander	279	DE	Tulsa
11	Ray Costict	303	LB	Mississippi State
12	Dave Preston	333	RB	Bowling Green

1977 Draft Notes

1a (choice from San Francisco for QB Jim Plunkett)
2a (choice from San Francisco for QB Jim Punkett)
10b (choice from Oakland for RB Leon McQuay)

1976

Rd	Player	Pk	Pos	College
1a	Mike Haynes	5	DB	Arizona State
1b	Pete Brock	12	C	Colorado
1c	Tim Fox	21	DB	Ohio State
2	Ike Forte	35	RB	Arkansas
3	Choice to Chicago			
4	Choice to Cleveland thru Philadelphia			
5	Choice to San Diego			
6a	Choice to New York Giants			
6b	Greg Boyd	170	DE	San Diego State
7a	Choice to Cincinnati			
7b	Perry Brooks	202	DT	Southern
8a	Choice to Philadelphia			
8b	Stu Betts	235	RB	Northern Michigan
9	Doug Beaudoin	243	DB	Minnesota
10	Ricky Feacher	270	WR	Miss. Valley
11	Donnie Thomas	298	LB	Indiana
12	Nathaniel Bell	325	DT	Tulane
13	James Jones	352	DB	Central Michigan
14	David Quehl	382	WR	Holy Cross
15	Bernard Coleman	409	WR	Bethune-Cookman
16	Clifford Brown	436	DT	Tuskegee
17	Todd Anderson	465	C	Stanford

1976 Draft Notes

1b (choice from San Francisco for QB Jim Plunkett)
1c (choice from Houston through San Francisco for QB Jim Plunkett)
3 (choice to Chicago for DE Tony McGee)
4 (choice to Cleveland thru Philadelphia for LB Steve Zabel)
5 (choice to San Diego for CB Bob Howard)
6a (choice to NY Giants for RB Leon McQuay)
6b (choice from Detroit for C Jon Morris)
7a (choice to Cincinnati for RB Doug Dressler)
7b (choice from Houston for TE Bob Adams)
8a (choice to Philadelphia for LB Steve Zabel)
8b (choice from Minnesota for C Doug Cumler)

1975

Rd	Player	Pk	Pos	College
1	Russ Francis	16	TE	Oregon
2	Rod Shoate	41	LB	Oklahoma.
3	Pete Cusick	66	DT	Ohio State.
4a	Allen Carter	86	RB	So. California
4b	Steve Burks	91	WR	Arkansas State
5a	Steve Grogan	116	QB	Kansas State
5b	Steve Freeman	117	DB	Mississippi St.
6	Choice to Detroit			
7	Lawrence Williams	172	WR	Texas Tech
8	Choice to Chicago			
9	Choice to Pittsburgh			
10	Choice to Pittsburgh			
11	Rene Garnett	272	DB	Idaho State
12a	Matt Kendon	297	DT	Idaho State
12b	Conredge Holloway	306	QB	Tennessee
13	Joe Harvey	328	DE	Northern Michigan
14	Tom Gossom	353	WR	Auburn
15	Don Clayton	378	RB	Murray State
16	Kerry Marbury	403	RB	West Virginia
17	Myke Horton	428	T	UCLA

1975 Draft Notes

4a (from San Diego through Cleveland)
5b (choice from Philadelphia for RB John Tarver)
6 (choice to Detroit for RB Leon Crosswhite)
8 (choice to Chicago for DE Tony McGee)
9 (choice to Pittsburgh for DE Craig Hanneman)
10 (choice to Pittsburgh for LB George Webster)
12b (choice from Washington)

1974

Rd	Player	Pk	Pos	College
1	Choice to San Francisco			
2a	Steve Corbett	30	G	Boston College
2b	Steve Nelson	34	LB	North Dakota St.
3	Choice to Chicago through Washington			
4	Choice to Cincinnati			
5a	Andy Johnson	113	RB	Georgia
5b	Charlie Battle	124	LB-DE	Grambling
6a	Choice to Baltimore			
6b	Chuck Ramsey	141	P	Wake Forest
7	Choice to Pittsburgh			
7b	Maury Damkroger	178	LB	Nebraska
8	Choice to Chicago			
9a	Ed McCartney	209	TE	NE Oklahoma
9b	Choice to Washington			
10	Choice to Pittsburgh			
11	Archie Gibson	268	RB	Utah State
12	Eddie Foster	296	T	Oklahoma
13	Phil Benett	321	RB	Boston College
14	Cecil Bowens	346	RB	Kentucky
15	Sam Hunt	374	LB	Stephen F. Austin
16	Lucious Selmon	399	DT	Oklahoma
17	Gary Hudson	424	DB	Boston College

PATRIOTS ALL-TIME DRAFT (CONT.)

1974 Draft Notes

1 (choice to San Francisco for TE Bob Windsor)
2a (choice from Chicago)
3 (choice to Chicago through Washington for DE Donnel Smith and Washington's 1974 seventh round choice)
4 (choice to Cincinnati for LB Bill Peterson)
5b (choice from Washington through New Orleans)
6a (choice to Baltimore for DB Jack Mildren)
6b (choice from Philadelphia for DE Dennis Wirgowski)
7b (choice from Washington along with LB Brad Dusek for LB Brad Dusek and the Patriots 1974 third round choice)
9a (choice from Houston for LB Steve Kiner)

1973

1a	John Hannah	4	G	Alabama
1b	Sam Cunningham	11	RB	Southern Cal
1c	Darryl Stingley	19	WR	Purdue
2	Choice to Cleveland thru N.Y. Giants			
3a	Brad Dusek	56	DB	Texas A&M
3b	Charles Davis	79	RB	Alcorn A&M
4	Allen Gallaher	82	T	So. California
5	Doug Dumler	193	C	Nebraska
6	Choice to New Orleans			
7	Choice to Miami			
8	Isaac Brown	185	RB	W. Kentucky
9	David Callaway	212	T	Texas A&M
10	Dan Ruster	238	DB	Oklahoma
11	Homer May	264	TE	Texas A&M
12	Bruce Barns	290	P	UCLA
13	Alan Lowry	316	DB	Texas
14	Raymond Hamilton	342	LB	Oklahoma
15	Conde Pugh	358	DB	Norfolk State
16	Mike Kutter	394	DE	Concordia
17	Eddie McAshan	418	QB-DB	Georgia Tech

1973 Draft Notes

1b (choice from Los Angeles for DE Fred Dryer)
1c (choice from Chicago for RB Carl Garrett)
3b (choice from Dallas for WR Ron Sellers)
6 (choice to New Orleans for LB Jim Flanigan)
7 (choice to Miami for T Wayne Mass)

1972

Rd	Player	Pk	Pos	College
1a	Choice to Minnesota as compensation for Joe Kapp			
1b	Choice to N.Y. Giants			
2a	Choice to Dallas			
2b	Tom Reynolds	49	WR	San Diego State
3a	Choice to Dallas			
3b	Jim White	73	DE	Colorado State U.
4	Choice to Dallas			
5a	Choice to Baltimore			
5b	Ron Bolton	124	DB	Norfolk State
6	Choice to Atlanta thru N.Y. Giants			
7a	Clark Hoss	165	TE	Oregon State
7b	John Tarver	165	RB	Colorado
8	Steve Beyrle	195	G	Kansas State
9	Mike Kelson	220	T	Arkansas
10	Mel Caraway	245	DB	N.E. Oklahoma
11	Rodney Cason	269	T	Angelo State
12	Steve Booras	295	DE	Mesa J.C.
13	Sam Elmore	325	DB	E. Michigan
14	Ed Rideout	350	WR	Boston College
15	Joel Kilmek	375	TE	Pittsburgh
16	Eric Dahl	400	DB	San Jose State
17	Junior Ah You	425	LB	Arizona State

1972 Draft Notes

1b (choice from Los Angeles for Phil Olsen sent to NY Giants in trade for Fred Dryer)
2a (choice to Dallas for DE Halvor Hagen and WR Harold Jackson)
2b (choice from Kansas City for G Mo Moorman)
3a (choice to Dallas for DE Halvor Hagen and WR Harold Jackson)
3b (choice from Washington through L.A.)
4 (choice to Dallas for LB Steve Kiner)
5b (choice from Oakland C Warren Koegel)
6 (choice to Atlanta thru N.Y. Giants for WR Reggie Rucker)
7b (choice from San Diego for RB Eddie Ray)

1971

Rd	Player	Pk	Pos	College
1	Jim Plunkett	1	QB	Stanford
2	Julius Adams	27	DT	Texas Southern
3	Choice to Buffalo through Oakland			
4	Choice to Denver			
5	Tim Kelly	105	LB	Notre Dame
6	David Hardt	131	TE	Kentucky
7	Choice to Oakland			
8	Choice to Buffalo			
9	Josh Ashton	209	RB	Tulsa
10	Layne McDowell	235	T	Iowa
11	Dan Schneiss	251	TE	Nebraska
12	John Rodman	287	T	Northwestern
13	Lewis Swain	313	DB	Alabama A&M
14	Alfred Sykes	339	WR	Florida A&M
15	Nick McGarry	365	TE	Massachusetts
16	Jim Zikmund	391	DB	Kearney State
17	Ronald Leigh	417	DE	Elizabeth City St.

1971 Draft Notes

3 (choice to Buffalo through Oakland for DE Ike Lassiter)
4 (choice to Denver)
7 (choice to Oakland for DE Ike Lassiter)
8 (choice to Buffalo)

1970

Rd	Player	Pk	Pos	College
1	Phil Olsen	4	DT	Utah State
2	Choice to Houston			
3	Mike Ballou	56	LB	UCLA
4	Eddie Ray	83	DB	LSU
5	Bob Olson	107	LB	Notre Dame
6	Choice to Buffalo			
7	Odell Lawson	160	RB	Langston, Okla
8	Choice to New York Jets			
9	Dennis Wirgowski	212	DE	Purdue
10	Henry Brown	239	K-WR	Missouri
11	Dennis Bramlett	264	T	Texas-El Paso
12	Greg Roero	291	DT	N. Mex. Highlands
13	Ronnie Shelley	316	DB	Troy State
14	Garvie Craw	343	RB/TE	Michigan
15	Kent Schoolfield	368	WR	Florida A&M
16	Otis McDaniel	395	DE	Tuskegee
17	Joe Killingsworth	420	WR	Oklahoma

1970 Draft Notes

2 (choice to Houston for RB Sid Blanks, CB Larry Carwell, LB Ron Caveness and WR Charlie Frazier)
5 (choice from Miami for LB Nick Buoniconti)
6 (choice to Buffalo for S Tom Janik)
8 (choice to N.Y. Jets)

PATRIOTS ALL-TIME DRAFT (CONT.)

1969

Rd	Player	Pk	Pos	College
1	Ron Sellers	6	SE	Florida State
2	Mike Montler	32	G	Colorado
3	Carl Garrett	58	RB	N.M. Highlands
4	Choice to Denver through Kansas City			
5	Onree Jackson	110	QB	Alabama A&M
6	Choice to Oakland			
7	Rick Hackley	162	T	New Mexico State
8	Bob Gladieux	188	RB	Notre Dame
9a	Steve Alexakos	209	G-LB	San Jose St.
9b	Joe Walker	214	DE	Albany State
10	Dennis Devlin	240	DB	Wyoming
11	Barry Gallup	266	SE	Boston College
12	Richard Lee	292	DT	Grambling
13	Joe Leasey	318	LB	Alcorn A&M
14	John Cagle	344	LB	Clemson
15	Brant Conley	370	RB-P	Tulsa
16	Jim Vuono	396	LB	Adams State
17	George Muse	472	LB-DB	Grambling

1969 Draft Notes

4 (choice to Denver through Kansas City for RB Gene Thomas)
6 (choice to Oakland for LB John Williamson)
9a (choice from Buffalo for RB Bob Cappadonna)

1968

Rd	Player	Pk	Pos	College
1	Dennis Byrd	6	DT	North Carolina State
2	Tom Funchess	32	T	Jackson State
3	Aaron Marsh	60	FL	Eastern Kentucky
4	R.C. Gamble	88	RB	South Carolina St.
5	Jim Smithberger	116	DB	Notre Dame
6	Choice to Cincinnati			
7	John Schneider	170	QB	Toledo
8	Daryl Johnson	197	DB	Morgan State
9	Choice to Houston			
10	John Outlaw	249	DB	Jackson State
11	Paul Feldhausen	278	T	Northland, Wis.
12	James Cheyunski	305	LB	Syracuse
13	Max Huber	332	T	Brigham Young
14	Henry McKay	358	E	Guilford
15	Art McMahan	385	DB	No. Carolina St.
16	Charles Fulton	413	RB	Tennessee
17	Ed Koontz	440	LB	Catawba

1968 Draft Notes

6 (choice to Cincinnati)
9 (choice to Houston for QB Don Trull)

1967

Rd	Player	Pk	Pos	College
1	John Charles	21	DB	Purdue
2	Choice to Kansas City			
3	Choice to New York Jets			
4	Ed Philpott	101	DE	Miami (Ohio)
5	Melvin Witt	128	DE	Arlington State
6	Ron Medlen	154	DE	SMU
7	Robert Leo	180	HB	Harvard
8	Tom Fussell	206	DT	LSU
9	Charlie Thornhill	232	DB	Michigan St.
10	John Runnels	257	LB	Penn State
11	Leroy Mitchell	283	FL	Texas Southern
12	Dave Davis	310	T	Harvard
13	Ray Ilg	336	LB	Colgate
14	Bobby Beard	361	LB	Auburn
15	Tom Folliard	388	LB	Mississippi State
16	Dik Nocera	414	HB	Southern Conn.
17	Bobby Nichols	440	TE	Boston Univ.

1967 Draft Notes

2 (choice to Kansas City)
3 (choice to New York Jets for WR Jim Colcough)

1966

Rd	Player	Pk	College
1a	Karl Singer	T	Purdue
1b	Willie Townes	T	Tulsa
2a	Jim Boudreaux	T	La. Tech
2b	Ken Avery	LB	Miss. Southern
3a	Harold Lucas	T	Mich. State
3b	Ed Toner	G	U. Massachusetts
4a	Choice to New York		
4b	Heath Wingate	T	Bowling Green
5a	John Mangum	T	Miss. Southern
5b	Ray Perkins	E	Alabama.
6a	Dan Irby	T	Louisiana Tech
6b	Joe Avezzano	G	Florida State
7a	Jim Battles	T	Southern U
7b	Brent Caston	DB	Mississippi
8a	Sam Montgomery	DB	Southern
8b	Tom Schaefer	RB	Chattanooga
9a	Doug Satcher	LB	Southern
9b	Jack White	QB	Penn State
10	Dennis Brewster	T	BYU
10b	Bob Ellis	HB	Massachusetts
11	Choice to New York		
11b	Jay Marion	DB	Wyoming
12	Dick Fugere	LB	Cincinnati
13	Tom Carr	FB	Bates St.
14	Bob Hall	DB	Brown
15	Billy Laird	QB	La. Tech
16	Buddy Owens	G	Michigan State
17	Dick Capp	DE	Boston College
18	John Pincavage	E-DB	Virginia
19	Joe Novogratz	G	Pittsburgh
20	Paul Soule	HB	Bowdoin

PATRIOTS ALL-TIME DRAFT (CONT.)

1965

Rd	Player	Pos	College
1a	Jerry Rush	T	Michigan State
1b	Dave McCormick	T	LSU
2a	Choice to Houston		
2b	Bob Kowlowski	T	Virginia
3a	Jim Whalen	E	Boston College
3b	Bob Cappadonna	FB	Northeastern
4a	Ellis Johnson	HB	S.E. Louisiana
4b	Dick Arrington	G	Notre Dame
5a	Corwyn Aldredge	E	N.W. Louisiana
5b	Dennis Smith	DE	Cincinnati
6a	Justin Canale	G	Mississippi State
6b	Billy Ezell	DB	LSU
7a	Tom Neville	T	Mississippi State
7b	John Hankinson	QB	Minnesota
8a	Fred Brown	E	Miami
8b	Beau Colle	DB	LSU
9a	Bob Malone	T	Louisiana Tech
9b	Charles Brown	T	Tulsa
10	Choice to Buffalo		
10b	Dave Hettema	T	New Mexico
11a	John Frechette	T	Boston College
11b	Roy Schmidt	G	Long Beach State
12a	Jim Weatherly	DB	Mississippi
12b	Leon Stanridge	E	San Diego State
13	Charlie Green	QB	Wittenberg
14	Jay Cunningham	HB	Bowling Green
15	Ted Rodosevitch	G	Cincinnati
16	George Pyne	T	Olivet
17a	White Graves	DB	LSU
17b	Dave Lee	E	Louisiana Tech
18	Ed Meixler	LB	Boston University
19	Jim Nance	FB	Syracuse
20	Fred Fugazzi	FB	Missouri Valley

1965 Draft Notes

2a (choice to Houston for C Bob Schmidt)
10 (choice to Buffalo for DE Mack Yoho)

1964

Rd	Player	Pos	College
1	Jack Concannon	QB	Boston College
2	Jim Kelly	E	Notre Dame
3	Choice to Denver		
4	Jon Morris	E	Holy Cross
5	Choice to San Diego		
6	Jim Mazurek	G	Syracuse
7	T.W. Alley	T	William & Mary
8a	J.D. Garrett	HB	Grambling
8b	Roger Lalonde	T	Muskingum
9	Lennie St. Jean	E	N. Michigan
10	Choice to Buffalo		
11	Jim Barrett	HB	Boston College
12	Choice to Kansas City		
13	Joe Scarpati	DB	N. Carolina State
14	Jim Wilson	T	Georgia
15	Tony Gibbons	T	John Carroll

1964 (Cont.)

Rd	Player	Pos	College
16	Pete Pedro	HB	West Texas State
17	Gary Wood	QB-HB	Cornell
18	Joe Tiller	T	Montana State
19	Bill Dawson	E	Florida State
20	Lonnie Farmer	LB	Chattanooga
21	Tony Lawrence	T	Bowling Green
22	Dave Archer	T	Syracuse
23	Dave Humenick	T	Notre Dame
24	Larry Bartolamecli	T	West Virginia
25	Bryan Generalovich	E	Pittsburgh
26	Dick Niglio	HB	Yale

1964 Draft Notes

3 (choice to Denver)
5 (choice to San Diego for DT Billy Hudson)
10 (choice to Buffalo)
12 (choice to Kansas City)

1963

Rd	Player	Pos	College
1	Art Graham	E	Boston College
2	LeRoy Jordan	C	Alabama
3	Bob Vogel	T	Ohio State
4	Bob Reynolds	T	Bowling Green
5	Lou Cioci	G	Boston College
6	Sam Silas	T	Southern Illinois
7	Dick Williamson	E	Alabama
8	Rod Foster	G	Ohio State
9	Jim Simon	E	Miami
10	Don McKinnon	C	Dartmouth
11a	Dave Hayes	FB	Penn State
11b	Dave Watson	G	Georgia Tech
12a	Bill Gambrell	HB	South Carolina
12b	Tim Gauntner	HB	John Carroll
13a	Dave Adams	T	Arkansas
13b	Ralph Ferrissi	FB	So. Connecticut
14	Whaley Hall	T	Mississippi
15	Bob Dentel	C	Miami
16	Wes Bryant	T	Arkansas
17	Tom Neumann	HB	Michigan
18	Dave O'Brien	T	Boston College
19	Pat McCarthy	QB	Holy Cross
20	Jim Bradshaw	HB	Chatanooga
21	Gary Sherman	HB	Bowling Green
22	Nate Craddock	FB	Parsons
23	Al Snyder	HB	Holy Cross
24	Dick Schultz	T	Ohio
25	Dennis Gaubatz	G	Louisiana State U
26	Jim Tullis	HB	Florida A&M
27	Dave Adams	T	Arkansas
28	Ron Whaley	HB	Chattanooga
29	Dock Kelly	G	Georgia

Draft Notes 1963

11a (choice from Houston)
12a (choice from Buffalo)

PATRIOTS ALL-TIME DRAFT (CONT.)

1962

Rd	Player	Pos	College
1	Gary Collins	E	Maryland
2	LeRoy Jackson	HB	W. Illinois
3	Sherwyn Thorson	G	Iowa
4	Choice to Houston		
5	Choice to Dallas		
6	John Schopf	T	Michigan
8	Benny McRae	HB	Michigan
9	Bill Triplett	FB	Miami, Ohio
10	John Knight	HB	Valparaiso
11	Choice to Buffalo		
12	Choice to Oakland		
13	Nick Buoniconti	G	Notre Dame
14	Chas. Sieminski	T	Penn State
15	Gerry Goerlitz		N. Michigan
16	Ken Byers	G	Cincinnati
17	Scott Maentz	E	Michigan
18	Tom Chandler	T	Florida A&M
19	Ron Myers	E	Villanova
20	Tom Neck	HB	LSU
11	John Traynham	HB	VMI
22	Bob Asack	T	Columbia
23	Walt Crate	HB	Penn Military
24	Don Christman	C	Richmond
25	Bob Stem	C	Richmond
26	Jim Field	QB	LSU
27	Al Gursky	HB	Penn State
28	Charles Dickerson	T	Illinois
29	Julius. Fincke	T	McNeese State
30	John L. Finn	T	Louisville
31	Mike Ingram	G	Ohio State
32	Charles Taylor	HB	Mississippi
33	Steve Jastrzembski	E	Pittsburgh
34	Ray Lardani	T	Miami (Fla.)

1962 Draft Notes

4 (choice to Houston for G Houston Antwine)

1961

Rd	Player	Pos	College
1	Tommy Mason	HB	Tulane
2	Rip Hawkins	C	North Carolina
3	Danny LaRose	E	Missouri
4	Mike Zeno	G	Virginia Tech
5	Fran Tarkenton	QB	Georgia
6	Larry Eisenhauer	T	Boston College
7	Paul Terhes	QB	Bucknell
8	Charles Long	G	Chattanooga
9	Roland Lakes	C	Wichita
10	Richard Mueller	E	Kentucky
11	Mel West	HB	Missouri
12	Wayne Harris	C	Arkansas
13	Dan Underwood	T	McNeese State
14	James Wright	QB	Memphis State
15	Choice to Dallas		
16	George Balthazar	T	Tennessee A&I
17	Ray Ratkowski	HB	Notre Dame
18	Tom Rodgers	HB	Kentucky
19	Joe Bellino	HB	Navy
20	Dan Oakes	G	VPI
22	Bob Johnson	E	Michigan
23	Darrel DeDecker	C	Illinois
24	Don Webb	HB	Iowa State
25	Robert Minihane	T	Boston University

1961 (Cont.)

Rd	Player	Pos	College
26	Charles Granger	T	Southern U. (La.)
27	Terry Huxhold	T	Wisconsin
28	Bryant Harvard	QB	Auburn
29	Ernie McMillan	T	Illinois
30	George Hulz	T	Mississippi Southern

1960

FIRST SELECTIONS:

Buddy Allen	HB	Utah State
Ron Burton	HB	Northwestern
Dale Chamberlain	FB	Miami, O.
Henry Christopher	E	SMU
Dan Colchicco	E	San Jose State
Jack Cummings	QB	North Carolina St.
James Davis	C	Oklahoma
Sarafine Fazio	C	Pittsburgh
Max Fugler	C	LSU
Jim Gardner	T	Duke
James Goodyear	T-G	Wake Forest
Dave Harris	HB	Kansas
Al Henderson	T	Colorado State
James Hickman	T-G	Penn State
Robert Krantz	FB	Penn State
Joe Kulbacki	HB	Purdue
Dee Mackey	E	E. Texas St.
Leon Manley	G	W. Texas St.
Cliff Manning	T-G	Hardin-Simmons
Pete Manning	E	Wake Forest
Edward Mazurek	T	Xavier
Bell Meglen	G	Utah State
Frank Mestnik	FB	Marquette
Ron Mix	T	USC
Irvin Nikolai	E	Stanford
Jim Prestel	T	Idaho
Bob Salerno	G	Coloardo
Gerhardt Schwedes	HB	Syracuse
Richard Soergel	QB	Oklahoma St.
Larry Wagner	T	Vanderbilt
Harvey White	QB	Clemson
Tirey Wileman	HB	SMU
Gary Wisener	E	Baylor

SECOND SELECTIONS:

1. Dave Ames	HB	Richmond
2. James Boeke	T/G	Heidelberg
3. Billy Brewer	QB	Ole Miss.
4. EmanuelCongedo	T/G	Villanova
5. Pat Dye	T/G	Georgia
6. John Farrington	WR	Prairie View
7. Rich Grecni	C	Ohio U.
8. Bud Jones	WR	SMU
9. Don Kacmarek	T/G	North Dakota
10. John Lawrence	T/G	North Carolina St.
11. Ron Maltony	T/G	Purdue
12. Bobby Pate	RB	Presbyterian
13. Jack Rudolph	LB	Georgia Tech
14. Frank Sally	T/G	California
15. Bob Spada	E	Duke
16. Pete Tunney	HB	Occidental
17. Jim Webster	HB	Marquette
18. John Wilcox	T/G	Oregon

ALL-TIME TRADES

Editor's Note: Below is a noncomprehensive list of the Patriots' all-time trades. Many of the early trade dates and information are missing from the Patriots archives. Any additional information that can contribute to making this list more complete would be greatly appreciated. Please contact the Patriots public relations department with any pertinent details to help our department better assist you in future publications.

** denotes conditional trades*

1960

Ron Mix (OT) to San Diego for Tom Greene (QB).
Wray Carlton (FB) to Buffalo for Al Crow (DE).
8/25 Gordie Holz (OT) to Denver for Larry Cundiff (C).
8/31 Gerhard Schwedes (RB) to NY Titans for Marshall Harris (DB) and Titans seventh round choice in 1961.*

1961

Acquired QB Babe Parilli and FB Billy Lott from Oakland in exchange for HB Dick Christy and T Hal Smith.
4/15 Art Hauser (DT) and Bill Striegal (LB) to Denver for Al Romine (S) and Don King (DE).
6/1 Tom Greene (QB) to San Diego for Duane Leopard (LB).
10/9 Houston Antwine (G) from Houston for Boston's third round draft choice in 1962.

1962

Ed "Butch" Songin (QB) to NY Titans for Dick Felt (DB).
Tony Romeo (TE) (and player named later) from Dallas for rights to Bill Hull (E).

1963

Gerry DeLucca (OT) from Kansas City for future draft choice.
Harry Jacobs (LB) sold to Buffalo.
Bill Hudson (DT) from San Diego for draft choice.
Charley Theokas (C) sold to NY Jets.
Dick Klein (OT) sold to Oakland.

1964

Mack Yoho (DE) from Buffalo for future draft choice.
Walt Cudzik (C) to Denver in partial payment for draft rights to Jack Concannon (QB).
Billy Lott (FB) to Denver.
Bob Schmidt (C/T) from Houston for a draft choice.
12/30 Eddie Wilson (QB) acquired from Kansas City for a draft choice and cash.

1965

12/20 Jim Colclough (WR) and draft rights to Jim Waskiewicz (C) to NY Jets for John Huarte (QB).

1966

1/15 Players lost to expansion draft (Miami) Billy Neighbors (G), Ross O'Hanley (S), Jack Rudolph (LB), Ed Wilson (QB).
1/29 Ron Burton (RB) to Kansas City for Jim Fraser (P).
9/6 Jim Colclough (WR) from NY Jets for draft choice.

1967

10/14 Don Trull (QB) from Houston for draft choice.

1968

1/15 Players lost to expansion draft (Cincinnati) Joe Bellino (WR), Jim Boudreaux (OT), J.D. Garrett (RB), White Graves (DB), Ron Hall (DB).
6/11 Gene Thomas (RB) from Kansas City for Patriots' fourth round choice in 1969.
7/20 Babe Parilli (QB) to NY Jets for Myron (Mike) Taliaferro (QB).
8/28 Bob Cappadonna (RB) to Buffalo for Bills' ninth round choice in 1969.
John Williamson (LB) from Oakland for Patriots' sixth round choice in 1969.

1969

3/24 Leroy Mitchell (CB) and Patriots' second round choice in 1970 to Houston for Sid Blanks (RB), Larry Carwell (CB), Ron Caveness (LB), and Charlie Frazier (WR).
3/24 Nick Buoniconti (LB) to Miami for John Bramlett (LB), Kim Hammond (QB), and Miami's fifth choice in 1970.
Tom Janik (S) from Buffalo for Patriots' sixth choice in 1970.
Ezell Jones (DE) from NY Jets for draft choice.

1970

4/14 Jim Whalen (TE) to Denver for Tom Beer (TE).
8/31 Ike Lassiter (DE) from Oakland for Patriots' third and seventh round draft choices in 1971

1971

2/1 Jim Schmedding (G) from San Diego for Patriots' sixth round choice in 1972*
7/8 Mike Haggerty (OT) from Pittsburgh for Marty Schottenheimer (LB) and Patriots' 14th round choice in 1972.
7/13 Phil Olsen (DE) to Los Angeles for Rams' first choice in 1972.
7/19 Willis Crenshaw (RB) from Denver for Patriots' sixth round choice in 1972.*
7/23 Steve Kiner (LB) from Dallas for Patriots' fourth round choice in 1972.
7/31 Halvor Hagen (DE) and Honor Jackson (WR) from Dallas for Patriots' second and third round choices in 1972 [this deal originally included Duane Thomas (RB) and Carl Garrett (RB)].
7/31 Richie Moore (OT) from Green Bay for John Bramlett (LB).*
8/9 Ara Person (TE) from Pittsburgh for Jim Clack (C).
9/7 Dave Rowe (DT) from Houston for Tom Funchess (OT)

ALL-TIME TRADES (CONT.)

9/8 Mike Haffner (WR) from Denver for Patriots' 13th choice in 1972.*
9/8 Eddie Ray (RB) to San Diego for Chargers' seventh round choice in 1972.
9/16 Warren Koegel (C) to Oakland for Raiders' fifth round choice in 1972.
9/22 Mo Moorman (G) to Kansas City for Chiefs' second round choice in 1972.
9/27 Ron Gardin (DB) from Baltimore for Patriots' fifth round choice in 1972.
10/1 Phil Clark (S) from Pittsburgh for Rocky Bleier (RB).
11/4 Reggie Rucker (WR) acquired from NY Giants (via waivers) for Patriots' sixth round choice in 1972.

1972

2/1 Fred Dryer from NY Giants for Patriots' first choice in 1972 and their second round draft choice in 1973.
3/27 Ed Philpott (LB) to San Diego for Chargers' seventh round choice in 1973.
4/27 Fred Dryer (DE) to Los Angeles for Rick Cash (DT) and Ram's first choice in 1973.
5/20 Houston Antwine (DT) to Philadelphia for Billy Hobbs (LB).
6/28 Ron Gardin (DB) to Pittsburgh for Steelers' sixth round choice in 1973.*
6/29 Jim Flanigan (LB) from New Orleans for Patriots' sixth round choice in 1973.
7/14 Ron Sellers (WR) to Dallas for Cowboys' fourth round choice in 1973.
7/15 Ike Lassiter (DE) to Washington for Baltimore's ninth round choice in 1973*
7/19 Bill Atessis (DE) to St. Louis for Cardinals' fifth round choice in 1973.*
7/24 Jim Nance (RB) to Philadelphia for Eagles' fourth choice in 1973.*
7/31 Eric Crabtree (WR) to Denver for Broncos' seventh round choice in 1973.*
7/31 Jim Benien (P) from Detroit for Patriots' fifth round choice in 1973.*
7/31 Bob Windsor (TE) from San Francisco for Patriots' first choice in 1974.
7/31 Clark Hoss (TE) to Cleveland for Browns' seventh round choice in 1973.*
8/4 Steve Kiner (LB) to Miami for Bob Griffin (OT).
8/7 Ernie Holmes (DT) sold to Pittsburgh.
8/25 Wayne Mass (OT) from Miami for Patriots' seventh round choice in 1973.
8/29 Greg Slough (LB) from Oakland for future considerations

1973

1/30 Carl Garrett (RB) to Chicago for Detroit's first round choice in 1973.
4/19 Jim Cheyunski (LB), Halvor Hagen (DE) and Mike Montler (OT) to Buffalo for Edgar Chandler (LB), Jeff Lyman (LB), and Wayne Patrick (RB).
5/16 Bob Adams (TE) from Pittsburgh for Patriots' seventh round choice in 1974.
7/2 Lloyd Voss (DE) from Denver for Patriots' eighth round choice in 1974.*
7/3 Herb Adderley (DB) from Dallas for Patriots' 10th choice in 1974.*
7/6 Ron Berger (TE) to Buffalo for Ken Lee (LB).
7/25 Herb Adderley (DB) to Los Angeles for Bill DuLac (G).
7/25 Jeff Lyman (LB) to Los Angeles for Rams' seventh round choice in 1974.*
7/26 Mel Lunsford (DE) from Washington for Patriots' fifth round choice in 1974.
8/7 John Smith (K) to Pittsburgh for Steelers' 10th choice in 1974.*
8/9 Bill DuLac (G) to Green Bay for Kevin Hunt (OT).
8/16 Tom Reynolds (WR), Ken Lee (LB) and Patriots eighth round choice in 1974 to Chicago for Bears' second round and fourth round choices in 1974.
8/22 Bill Peterson (LB) from Cincinnati for Patriots' fourth round choice in 1974.
8/29 Jerry List (RB) from Oakland for Patriots' 11th round choice in 1984.*
8/29 Henry Matthews (RB) to New Orleans for Saints' fifth round choice in 1974.
8/29 Charlie Richards (QB) from Washington for Patriots' ninth round choice in 1974.*
9/3 Ralph Anderson (S) from Pittsburgh for Chicago's fourth round choice in 1974 (through New England)
9/6 Brad Dusek (LB) and Patriots' third round choice in 1974 to Washington for Donnel Smith (DE) and Redskins' seventh round choice in 1974.
9/10 Dennis Wirgowski (DE) to Philadelphia for Eagles' sixth round choice in 1974.
9/10 Brian Stenger (LB) from Pittsburgh for Patriots' 10th round choice in 1974.

1974

1/29 Dick Gordon (WR) from Green Bay for John Mosier (TE).
1/30 Jack Mildren (DB) from Baltimore for Patriots' sixth round choice in 1974.
1/30 Steve Kiner (LB) to Houston for Oilers' ninth round choice in 1974.
8/7 Archie Pearmon (DE) sold to Detroit.
8/13 Don Highsmith (RB) from Atlanta for Patriots' 12th round choice in 1975.
8/14 Dave Lewis (P) purchased from Cincinnati.
8/14 James Callier (DE) sold to Chicago.
8/16 George Webster (LB) from Pittsburgh for Patriots' 10th round choice in 1975.
8/23 Dave Rowe (DT) to San Diego for Chargers' sixth round choice in 1975.
9/4 Dave Mason (S) to Green Bay for Packers' 10th round choice in 1975.*

ALL-TIME TRADES (CONT.)

9/10 Tony McGee (DE) from Chicago for Patriots' eighth round choice in 1975 and third round choice in 1976.
9/11 Craig Hanneman (DE) from Pittsburgh for Patriots' ninth round choice in 1975.

1975

1/23 John Tarver (RB) to Philadelphia for Eagles' fifth round choice in 1975 and eighth round choice in 1976.
1/28 Reggie Rucker (WR) to Cleveland for San Diego's fourth round choice in 1975 (through Cleveland).
1/28 Leon Crosswhite (RB) acquired from Detroit for Patriots' sixth round choice in 1975 and Philadelphia's eighth round choice in 1976.
1/29 NFL rights to Eddie Foster (OT) traded to Washington Redskins' 12th choice in 1975.
2/5 Joe Sweet (WR) to San Diego for past considerations.
7/3 Bob Howard (CB) from San Diego for Chargers' fifth round choice in 1976.
7/15 Steve Zabel (LB) from Philadelphia for Patriots' fourth and eighth round choices in 1976.
7/30 Jon Morris (C) to Detroit for Lions' sixth round choice in 1976.
7/31 Josh Ashton (RB) to New Orleans for Saints' seventh round choice in 1976.
8/5 Bob Adams (TE) to Houston for Oilers' seventh round choice in 1976.*
8/21 Lawrence Williams (WR) to New Orleans for Saints' eighth round choice in 1976.*
8/21 Leon McQuay (RB) from NY Giants for Patriots' sixth round choice in 1976.
8/28 Durwood Keeton (S) from St. Louis for undisclosed future draft choice.
9/1 Derrick Williams (DB) from Los Angeles for undisclosed future draft choice.*
9/8 Doug Dressler (RB) from Cincinnati for Patriots' seventh round choice in 1976.

1976

3/30 Players lost due to NFL expansion draft (to Seattle and Tampa Bay) QB Neil Graff and RB Kerry Marbury to Seattle, (S) Durwood Keaton to Tampa Bay.
4/5 QB Jim Plunkett to San Francisco for QB Tom Owen and the 49ers two first round draft choices (one through Houston) in 1976 and the 49ers first and second round choices in 1977.
4/8 (CB) Ron Bolton to Cleveland for (OT) Bob McKay.
4/9 Doug Cumler (OC) to Minnesota for the Vikings' eighth round draft choice in 1976 and sixth round choice in 1977.
4/28 Leon McQuay (RB) to Oakland for the Raiders' 10th round draft choice in 1977.
9/6 Marlin Briscoe (WR) from Detroit for sixth round choice in 1977.

1977

3/11 Joe Blahak (DB) to Minnesota for cash.
8/22 Harold Hart (RB) to Washington for conditional draft choice.
9/6 John Sanders (DB) to Philadelphia for Eagles' eighth round draft choice (through Buffalo) in 1978.
10/4 Arthur Moore (NT) to Cleveland for conditional draft choice.

1978

8/14 Bob McKay (OT) to Detroit for Jim Mitchell (DE).
8/15 Mike Burke (P) from Denver for conditional draft choice.
8/16 Harold Jackson (WR) from Los Angeles for the Patriots' third round draft choice in 1979 and their fourth round choice in 1980.
8/22 Dave Pureifory (DE) from Pittsburgh for Patriots' sixth round choice in 1979.
8/23 Tom Neville (OT) to Denver for Broncos' 10th round choice in 1979.
9/13 Bob McKay (OT) from Detroit for Patriots' 12th round choice in 1979.

1979

8/15 Leon Gray (OT) to Houston for Oilers' first and sixth round draft choices in 1980, plus cash.

1980

2/7 Mike St. Clair (DE) from Cleveland for Patriots' own sixth round choice in 1980 and Ernest Price (DE) from Cleveland for Patriots' 10th round choice in 1981.
4/17 Chuck Foreman (RB) from Minnesota for conditional draft choice in 1981 (third round).
7/26 Ed O'Neill (LB) from Detroit for Patriots' ninth round draft choice in 1981.

1981

4/23 Sam Adams (OG) to New Orleans for Saints' eighth round draft choice in 1981.
6/19 Mel Lunsford (DE) to Cincinnati Bengals for cash.
8/31 Bill Currier (DB) to New York Giants for Giants' 11th round draft choice in 1982 (used to draft QB Steve Sandon).
9/25 Horace Ivory (RB) to Seattle for Seahawks' third round draft choice in 1982 (used to pick LB Clayton Weishuhn).

1982

4/27 Tim Fox (FS) to San Diego for Chargers' second round draft choice in 1982 (Robert Weathers, RB) and their third round choice in 1983 (Steve Moore, OT)

ALL-TIME TRADES (CONT.)

4/27 Russ Francis (TE) and Patriots' 1982 second round draft choice to San Francisco for the 49ers first (Lester Williams, NT), both seconds (Andre Tippett, LB and Darryl Haley, OT) and fourth round (Brian Ingram, LB) draft choices in 1982.

4/28 Rod Shoate to Chicago for the Bears' fifth round draft choice in 1983 (Smiley Creswell, DE).

5/25 John Lee (DE) to Chicago for conditional undisclosed draft choice.

8/2 Bill Matthews (LB) to NY Giants for undisclosed 1982 draft choice (James Williams, TE).

8/25 Tom Owen (QB) to Washington for Tom Flick (QB).

9/2 Tony McGee (DE) to Washington for a Redskins' middle round choice in 1984.

1983

9/6 Shelby Jordan (OT) to the Los Angeles Raiders for the Raiders' fourth round choice in 1985.

9/13 Don Hasselbeck to the Los Angeles Raiders for Derrick Ramsey (TE).

11/11 Mike Haynes (CB) and the Patriots' seventh round choice in 1985 to the Los Angeles Raiders for the Raiders' first round choice in 1984 (traded to Cincinnati along with three other choices for the first overall pick in the 1984 draft, used to draft Irving Fryar) and their second round choice in 1985.

1984

2/22 Patriots obtain Tony Franklin (K) from Philadelphia for a 1985 sixth round selection (156th pick overall) in which the Eagles drafted Ken Reeves (OT, Texas A&M).

7/31 Patriots obtain Seattle's 1986 second round selection (42nd pick overall - Mike Ruth, NT, Boston College) in exchange for Bob Cryder (T).

8/20 Patriots obtain Luke Prestridge (P) from Denver for a 1985 10th round selection (269th pick overall - Buddy Funck, QB, New Mexico)

8/21 Patriots obtain Greg Hawthorne (WR) from Pittsburgh for a 1985 ninth round selection (242nd pick overall - Andre Harris, DB, Minnesota).

8/27 Patriots obtain Rod McSwain (DB) from Atlanta for a 1985 eighth round selection (215th pick overall - Ronnie Washington,LB, N.E. Louisiana).

9/11 Patriots obtain 1984 seventh round selection from San Francisco (192nd overall - Derwin Williams, WR, New Mexico) for Ricky Smith (CB).

1985

4/30 Patriots obtain 1985 first, second, and third round selections from San Francisco and draft Trevor Matich (C, BYU, 28th pick overall), Ben Thomas (DE, Auburn, 56th pick), and Audrey McMillian (DB, Houston, 84th) in exchange for New England's 1985 1st and third round selections, where the 49ers drafted Jerry Rice (WR, Mississippi Valley St., 16th pick) and Ricky Moore (RB, Alabama, 75th pick).

5/18 Patriots obtain L.A. Raiders 1985 second round selection (52nd pick overall - Jim Bowman, DB, Central Michigan) as final compensation for the Mike Haynes deal in 1983.

7/2 Patriots obtain undisclosed 1986 draft pick from Indianapolis for Tim Golden (LB, Florida).

5/1 Patriots obtain L.A. Raiders 1985 fourth round selection (108th pick overall - Gerard Phelan, WR, Boston College) as final compensation for the Shelby Jordan trade in 1983.

1986

4/29 Patriots obtain Tampa Bay's 1987 fifth round selection (116th pick overall - Tom Gibson, TE, Northern Arizona) in exchange for New England's 1986 sixth round selection (165th pick overall - Kevin Walker, DB, East Carolina).

7/22 Patriots obtain Willie Scott (TE) from Kansas City for a 1987 eighth round selection (218th pick overall - Michael Clemons, RB, William & Mary).

8/11 Patriots obtain Washington's 1987 third round selection (81st pick overall) for the rights to Ricky Sanders (WR).

9/29 Patriots obtain San Diego's fifth round selection (through Tampa Bay) and draft Danny Villa (113th pick overall) in exchange for Vencie Glenn (CB).

1987

2/19 Patriots obtain Sean Ferrell (OG) from Tampa Bay for their 1987 second, seventh and ninth round selections. Tampa drafted Don Smith (RB, Mississippi, 51st pick overall), Harry Swayne (DE, Rutgers, 190th pick overall), and Greg Davis (P, Citadel, 246th pick overall).

5/6 Patriots obtain Minnesota's 1988 fourth round selection (97th overall - Sammy Martin, WR/KR, LSU) in exchange for Rich Gannon (QB).

7/27 Patriots obtain Tampa Bay's 1988 fourth round selection (87th pick overall - Tim Goad, NT, North Carolina) in exchange for Darryl Haley (T).

8/17 Patriots obtain Jim Romano (C) from Houston for an undisclosed future draft choice in 1988.

9/2 Patriots obtain a 10th round draft choice in 1988 from the L.A. Raiders (267th pick overall - Rodney Lossow, C, Wisconsin) in exchange for Brian Holloway (T).

10/13 Patriots obtain Doug Flutie (QB) from Chicago in exchange for their 1988 eighth round selection (208th pick overall - David Tate, DB, Colorado).

1988

4/24 Patriots obtain Minnesota's 1989 ninth round selection (248th pick overall - Curtis Wilson, OC, Missouri) for their 1988 11th round selection (296th pick overall - Norman Floyd, DB, S. Carolina).

ALL-TIME TRADES (CONT.)

4/24 Patriots obtain Washington's 1989 fourth round selection (96th pick overall) and draft Maurice Hurst (DB, Southern) in exchange for their 1988 fifth round selection (127th pick overall - Carl Mims, DB, Sam Houston St.).

4/25 Patriots obtain Minnesota's 1989 ninth round selection (247th pick overall - Curtis Wilson, OC, Missouri) in exchange for their 1988 11th round selection (296th pick overall - Norman Floyd (DB, South Carolina).

8/16 Patriots obtain Tony Stephens (NT) from New Orleans for a future draft choice.

8/22 Patriots obtain Thomas Benson (LB) from San Diego in exchange for their 1989 seventh round selection (183rd pick overall - Marion Butts, RB, Florida State).

8/26 Patriots obtain Tampa Bay's 1989 third round selection (63rd pick overall - Marv Cook, TE, Iowa) in exchange for Stephen Starring (WR).

8/29 Patriots obtain Mike Baab (C) from Cleveland in exchange for their 1989 fifth round selection (127th overall - Vince Workman, RB, Ohio State).

1989

4/23 Patriots obtain L.A. Raiders 1989 sixth (165th pick overall - Eric Mitchel, RB, Oklahoma) and eighth round selections (223rd pick overall - Tony Zackery, DB, Washington) in exchange for the Patriots' 1989 sixth round selection (156th pick overall - Doug Lloyd, RB, N. Dakota State).

4/26 Patriots obtain Monte Robbins (P) from Washington for a 1990 fourth round selection (86th pick overall - Cary Conklin, QB, Washington).

1990

4/22 Patriots obtain two 1990 first round selections from Seattle (eighth overall - Chris Singleton, LB, Arizona and 10th overall - Ray Agnew DE, North Carolina State) in exchange for their 1990 first round selection (third pick overall - Cortez Kennedy, DT, Miami) and their second round selection (29th pick overall - Terry Wooden, LB, Syracuse).

4/22 Patriots obtain Buffalo's 1990 fourth and 12th round selections (322nd pick overall - Blaine Rose, OG, Maryland) in exchange for two of their seventh round picks in 1990 (one of which came from Dallas).

4/22 Patriots obtain Dallas' 1990 third and fifth round selections (80th overall - Greg McMurtry, WR, Michigan and 120th pick overall - James Gray, RB, Texas Tech) in exchange for their third (originally Seattle's) sixth, and eighth round selections.

1991

4/20 Patriots obtain Dallas' 1991 first round (11th overall - Pat Harlow, T, Southern Cal) and second round selections (41st overall - Jerome Henderson, CB, Clemson) plus veterans Ron Francis (CB), David Howard (LB), and Eugene Lockhart (LB) all in exchange for New England's 1991 first round selection (first pick overall - Russell Maryland, DT, Miami).

4/21 Patriots obtain Houston's first round selection (17th pick overall - later traded) in exchange for their 1991 second round selection (28th pick overall) and fourth round selection (101st pick overall).

4/21 Patriots obtain Dallas' first round selection (14th pick overall, through New Orleans) and draft Leonard Russell (RB, Arizona State) in exchange for their first round selection (17th pick overall, acquired from Houston) and for New England's 1991 fourth round selection (110th pick overall, through Buffalo). Dallas drafted Kevin Harris (DE, Texas Southern).

4/22 Denver's fourth round choice in 1991 from New England to Pittsburgh for the Steelers' fourth and fifth round choices in 1991. Pittsburgh selected defensive back Sammy Walker (Texas Tech). New England traded Pittsburgh's fourth-round choice in 1991 to the L.A. Raiders for Dallas' fifth round choice in 1991 and the Raiders' fourth round choice choice in 1992. The Raiders selected Raghib Ismail (Notre Dame). New England selected TE Ben Coates (Livingstone).

4/22 Patriots obtained San Diego's 1991 11th round selection (303rd pick overall, through the L.A. Raiders), draft Paul Asbury (P, S.W. Texas State), and a 1992 fourth round selection (90th pick overall) where the Patriots drafted Dion Lambert (DB, UCLA) in exchange for a 1991 fifth round selection (127th pick overall, acquired from Pittsburgh earlier in the draft).San Diego drafted Floyd Fields (DB, Arizona State).

9/17 Patriots obtain Jesse Solomon (LB) from Dallas for a future draft choice.

9/18 Patriots obtain Tampa Bay's 1992 fifth round selection (116th pick overall - Dwayne Saab, LB, New Hampshire) in exchange for Jesse Solomon (LB).

1992

4/26 Patriots obtain Dallas' 1992 first (13th pick overall - Eugene Chung, OL, Virginia Tech) and third round selections (71st pick overall -Kevin Turner, FB, Alabama) in exchange for their 1992 first (19th pick overall - Tony Smith, RB, Dallas traded to Atlanta), second (37th pick overall - Darren Woodson, CB, Arizona State), and their fourth round selections (104th pick overall, Dallas traded to Atlanta who drafted Franki Smith, DB, Baylor).

ALL-TIME TRADES (CONT.)

4/26 Patriots obtain Phoenix's 1992 second round selection (35th pick overall - Rod Smith, CB, Notre Dame) in exchange for their second (37th pick overall, from Atlanta - Tony Sacca, QB, Penn State) and fourth round selections (100th pick overall, from the L.A. Raiders - Michael Bankson (NT, Sam Houston State).

1993

3/30 Patriots obtain a 1993 fourth round selection (99th overall) from Green Bay in exchange for RB John Stephens.

4/1 Patriots obtain Miami's 1993 second round selection (51st pick overall - Todd Rucci, G, Penn State) and a 1994 third round selection (90th pick overall, Joe Burch, C, Texas Southern) in exchange for Irving Fryar (WR).

4/26 Patriots obtain San Francisco's 1993 fourth and fifth round selections (110th and 138th picks overall) and draft Corwin Brown (S, Michigan) and Richard Griffith (TE, Arizona) in exchange for a 1993 fourth round selection (99th pick overall, acquired from Green Bay in a trade for John Stephens). San Diego drafted Lewis Bush (LB, Washington State).

4/26 Patriots obtain Adrian White (DB) from Green Bay for a conditional 1994 seventh round selection (184th pick overall). Green Bay traded their selection to Denver who in turn drafted Butler By'Not'e (RB, Ohio State).

4/26 Patriots obtain Dallas' 1994 seventh round selection (222nd pick overall - Marty Moore, LB, Kentucky) in exchange for Hugh Millen (QB).

8/16 Patriots obtain George Williams (NT) from Cleveland for Rob McGovern (LB).

8/26 Patriots obtain Seattle's 1994 sixth round selection (168th pick overall - Max Lane, OT, Navy) for Jon Vaughn (RB).

1994

4/25 Patriots acquire running back Marion Butts and a third round draft choice (78th overall - Ervin Collier, NT, Florida A&M) from the San Diego Chargers in exchange for the Patriots' third (70th overall - Andre Coleman) and fifth round selections (137th overall - Aaron Laing).

4/25 Patriots acquire a fourth (121st overall - John Burke, TE, Virginia Tech) and a fifth round selection from Arizona in exchange for the Patriots' fourth round selection (107th overall - Perry Carter).

8/10 Patriots obtain RB Leroy Thompson from the Pittsburgh Steelers for the Patriots 1995 fourth-round selection (120th overall - Oliver Gibson).

1995

4/23 Patriots acquire Kansas City's 1995 fourth-round choice (112th overall- David Wohlabaugh, C, Syracuse) for the Patriots' 1996 third-round selection.

4/23 Patriots obtain a seventh-round pick (234th overall - Carlos Yancy, CB, Georgia) from Cleveland for their seventh- round selection (231st overall - A.C. Tellison).

8/11 Patriots obtain TE Jeff Wilner and WR Bill Schroeder from Green Bay for C Mike Arthur.

8/27 Patriots acquire DE Ferric Collons in a trade with Green Bay for past considerations.

1996

4/17 Patriots receive Oakland's 1996 second-round choice (57th overall - later traded back to Raiders, see next trade) for T Pat Harlow.

4/20 Patriots receive a 1996 third-round choice (76th overall - later traded to Detroit, see next trade), 1996 fourth-round choice (124th overall - Kantroy Barber, FB, West Virginia) and 1996 fifth-round choice (149th overall - Christian Peter, DT, Nebraska) from the Oakland Raiders for the Patriots' 1996 second-round selection (the pick was acquired from the Raiders on 4/17/96).

4/20 Patriots acquire Detroit's 1996 third-round selection (86th overall - Tedy Bruschi, LB, Arizona), 1996 fourth-round selection (119th overall - Chris Sullivan, DE, Boston College) and 1996 sixth-round selection (195th overall - Marrio Grier, FB, Tenn.-Chattanooga) for the Patriots' 1996 third-round selection (76th overall - the pick was obtained from the Raiders earlier on 4/20/96).

1997

No Trades

1998

4/19 The Patriots acquire Minnesota's 1999 third round pick (91st overall - Tony George, DB, Florida) for CB Jimmy Hitchcock.

8/25 The Patriots traded DT Artie Smith to Dallas for past considerations.

8/30 The Patriots traded DL Mike Jones to the St. Louis Rams for their 5th round pick in the 2000 NFL Draft (161st overall - Jeff Marriott, DT, Missiouri) and WR Dietrich Jells was traded to the Philadelphia Eagles for their seventh round pick in the 2000 draft (212 overall - Tim Rattay, QB, Louisiana Tech).

1999

3/31 The Patriots acquire Baltimore's 1999 sixth round pick (180th overall - Marcus Washington, DB, Colorado) for TE Lovett Purnell.

4/17 The Patriots acquire Seattle's 1999 first round pick (17th overall - Damien Woody, C, Boston College) for the Patriots' 1999 first round pick (20th), third round pick (82nd) and sixth round pick (191st).

4/17 The Patriots acquire Tennessee's 1999 second round pick (52nd overall - Kevin Faulk, RB, LSU) for the Patriots' 1999 second round pick (52nd) and fourth round pick (117 overall).

2000

4/16 The Patriots acquire San Francisco's 2001 sixth round pick for the Patriots' 2000 seventh round pick (212 overall - Tim Rattay, QB, Louisiana Tech) which was acquired from Philadelphia.

FREE AGENCY COMINGS & GOINGS

The current Collective Bargaining Agreement went into effect on May 6, 1993 and will continue through the 2002 season with an option for 2003. In 1989, the NFL owners and the NFL Players Association agreed on Plan B free agency, which allowed "unprotected players" the freedom to sign with any NFL club. Below are some definitions of three categories of free agency.

Unrestricted Free Agent: Any player with four of more accrued seasons shall become an unrestricted free agent when his contract expires. Such a player is free to negotiate with any club. Other clubs may sign an unrestricted free agent without penalty or restrictions.

Restricted Free Agent: Any player with three or more accrued seasons, but less than four accrued seasons shall become a restricted free agent when his contract expires. Such a player is free to negotiate and sign with any club. If a restricted free agent is lost to another team, compensation is due to the original team.(Compensation is subject to a variety of restrictions which are outlined in the Collective Bargaining Agreement).

Negotiating Rights of Players with less than Three Accrued Seasons: Any veteran player with less than three accrued seasons whose contract has expired may negotiate or sign only with his prior club if a tender is offered on or before March 1. If the club does not offer a tender by this date, the player shall be completely free to negotiate and sign with any other club.

Below are the year-by-year comings and goings. All players listed are unrestricted free agents unless otherwise indicated (see notes at the bottom of the next page).

Free Agents Signed

2000 (7)		
Aaron Bailey	WR/KR	Indianapolis
Eric Bjornson	TE	Dallas
Jon Harris	DE	Philadelphia
Raymont Harris	RB	Chicago
Antonio Langham	CB	Cleveland
Lance Scott	C/G	N.Y. Giants
Grant Williams	T	Seattle
1999 (3)		
John Friesz	QB	Seattle
Lee Johnson	P	Cincinnati
Lamont Warren+	RB	Indianapolis
1998 (2)		
Tony Carter	FB	Chicago
Brian Stablien	WR	Indianapolis
1997 (3)		
Steve Israel	CB	San Francisco
Zefross Moss	T	Detroit
Henry Thomas	DT	Detroit
1996 (8)		
Monty Brown (R)	LB	Buffalo
Willie Clay	S	Detroit
Shawn Jefferson+	WR	San Diego
Michael McGruder	CB	Tampa Bay
Rich McKenzie*	LB	Baltimore
Pio Sagapolutele	DT	Baltimore
Larry Tharpe	T	Arizona
Tom Tupa	P	Baltimore
Mark Wheeler	DT	Tampa Bay
1995 (6)		
Bobby Abrams	LB	Minnesota
Jeff Dellenbach	C	Miami
Jon Hand	DE	Indianapolis
David Meggett	RB	NY Giants
Tim Roberts (R)	DE	Houston
Reggie White*	NT	San Diego

Free Agents Lost

2000 (8)		
Jerry Ellison	RB	Tampa Bay
Heath Irwin	G	Miami
Steve Israel	CB	New Orleans
Shawn Jefferson	WR	Atlanta
Jeff Kopp	LB	Seattle
Bob Kuberski	DT	Denver
Marty Moore	LB	Cleveland
Chris Sullivan	DE	Pittsburgh
1999 (6)		
Todd Collins	LB	St. Louis
Tom Tupa	P	NY Jets
Mark Wheeler	DT	Philadelphia
Dave Wohlabaugh	C	Cleveland
Devin Wyman	DT	Minnesota
Scott Zolak	QB	NY Jets
1998 (5)		
Keith Byars	FB	NY Jets
Sam Gash	FB	Buffalo
Mike Gisler	OL	NY Jets
Curtis Martin (R)	RB	NY Jets
Danny Villa	LS	(No Team)
1997 (6)		
Jerome Henderson	CB	NY Jets
Terry Ray	S	(No Team)
Ricky Reynolds	CB	(No Team)
William Roberts	G	NY Jets
Dwayne Sabb	LB	St. Louis
Otis Smith	CB	NY Jets.
1996 (2)		
Tim Roberts	DE	(No Team)
Bryan Wagner	P	(No Team)
1995 (6)		
Ray Agnew	DE	NY Giants
Harlon Barnett	S	Minnesota
David Bavaro*	LB	New Orleans
Tim Goad	NT	Cleveland
Michael Timpson	WR	Chicago
Kevin Turner (R)	FB	Philadelphia

FREE AGENCY COMING & GOINGS (CONT.)

Free Agents Signed

1994 (6)

Steve DeOssie	LB	NY Jets
Myron Guyton	CB	NY Giants
Bob Kratch	G	NY Giants
Mike Jones*	DE	Arizona
Ricky Reynolds	CB	Tampa Bay
Blair Thomas	RB	NY Jets

1993 (8)

Mike Farr	WR	Detroit
Aaron Jones	DE	Pittsburgh
Mike Pitts	DE	Philadelphia
Leon Seals	DT	Philadelphia
Scott Secules	QB	Miami
Reyna Thompson	CB	NY Giants
Steve Trapilo	G	New Orleans
John Washington	DE	Atlanta

PLAN B FREE AGENCY

1992 (5)

Scott Bowles	G	49ers
Alex Johnson	WR	Houston
Rob McGovern	LB	Pittsburgh
Randy Robbins	S	Denver
Larry Williams	G	Saints

1991 (3)

Ivy Joe Hunter	FB	Colts
Victor Jones	RB	Houston
Hugh Millen	QB	Atlanta

1990 (10)

George Adams	RB	NY Giants
Chris Gambol	OT	Detroit
Chris Gannon	DE	San Diego
Ernest Gibson	CB	Miami
Richard Harvey	LB	Buffalo
Ilia Jarostchuk	LB	Phoenix
Damian Johnson	T	NY Giants
Jamie Morris	RB	Washington
Zeke Mowatt	TE	NY Giants
Bob White	C	Dallas
Tony Zakery	S	Atlanta

1989 (6)

Greg Davis	K	Atlanta
David Douglas	G/C	Cincinnati
Gary Jeter	DE	LA Rams
Mike Jones	WR	Kansas City
Eric Sievers	TE	LA Rams
David Viaene	T	Houston

Free Agents Lost

1994 (3)

Greg McMurtry	WR	L.A. Rams
Leonard Russell+	RB	Denver
Brent Williams	DE	Seattle

1993 (0)

PLAN B FREE AGENCY

1992 (10)

Rob Carpenter	WR	NY Jets
Stan Clayton	OL	Pittsburgh
Harry Colon	S	Detroit
Elbert Crawford	G	Denver
Millard Hamilton	WR	NY Giants
Jon Melander	G	Cincinnati
Ed Reynolds	LB	NY Giants
Jason Staurovsky	K	NY Jets
David Viaene	T	Green Bay
Tony Zackery	S	Cleveland

1991 (8)

Ventson Donelson	CB	Green Bay
Brian Hansen	P	Cleveland
Tim Hauck	S	Green Bay
Cedric Jones	WR	Houston
Jamie Lawson	RB	Tampa Bay
Eric Sievers	TE	Miami
Mosi Tatupu	RB	L.A. Rams
Jamie Morris	RB	Minnesota

1990 (17)

Glenn Antrum	WR	NY Jets
Mike Baab	C	Cleveland
Aaron Chubb	LB	Green Bay
Raymond Clayborn	CB	Cleveland
Terrence Cooks	LB	Dallas
Patrick Egu	RB	NY Jets
Howard Feggins	CB	NY Giants
Milford Hodge	DE	Washington
Darryl Holmes	FS	Pittsburgh
Lawrence McGrew	LB	Cleveland
Emanuel McNeil	NT	NY Jets
Mike Morris	C	Kansas City
Tom Rehder	T	NY Jets
Rodney Rice	CB	Tampa Bay
Peter Shorts	DE	Kansas City
David Ward	LB	Kansas City
Curtis Wilson	C	Detroit

1989 (10)

Thomas Benson	LB	LA Raiders
Elgin Davis	RB	Pittsburgh
Teddy Garcia	K	Phoenix
Ernest Gibson	CB	Miami
Tom Gibson	DE	Cleveland
Eric Naposki	LB	Dallas
Eugene Profit	CB	Washington
Darryl Usher	WR	Cleveland
Toby Williams	NT	Green Bay
Troy Wolkow	G	Kansas City

(R) indicates restricted free agents.
*indicates restricted free agent who was not tendered a qualifying offer.
+ restricted free agent whose rights were relinquished.

ALL-TIME COACHING RECORDS
(Listed in Date Order)

Coach	Seasons	Years	Regular Season W-L-T	Postseason W-L-T	Pct.
Lou Saban*	1.5	1960-61	7-12-0	0-0-0	.368
Mike Holovak	7.5	1961-68	52-46-9	1-1-0	.528
Clive Rush**	1.5	1969-70	5-16-0	0-0-0	.238
John Mazur***	2.0	1970-72	9-21-0	0-0-0	.300
Phil Bengtson	0.5	1972	1-4-0	0-0-0	.200
Chuck Fairbanks	6.0	1973-78	46-39-0	0-2-0	.529
Bullough-Erhardt#		1978	0-1-0	0-0-0	.000
Ron Erhardt	3.0	1979-81	21-27-0	0-0-0	.438
Ron Meyer##	2.5	1982-84	18-15-0	0-1-0	.529
Raymond Berry	5.5	1984-89	48-39-0	3-2-0	.554
Rod Rust	1.0	1990	1-15-0	0-0-0	.063
Dick MacPherson	2.0	1991-92	8-24-0	0-0-0	.250
Bill Parcells	4.0	1993-96	32-32-0	2-2-0	.500
Pete Carroll	3.0	1997-99	27-21-0	1-2-0	.549
All-Time Totals	**40.0**	**1960-99**	**294-325-9**	**7-10-0**	**.474**

* Released after five games in 1961
** Released after seven games in 1970
*** Released after nine games in 1972
\# Ron Erhardt and Hank Bullough served as co-host coaches during Chuck Fairbanks' one-game suspension (12/18/78).
Released after five games in 1984.

Postseason Games

Coach	Games	Years	W-L-T	Pct.
Mike Holovak	2	1963	1-1-0	.500
Chuck Fairbanks	2	1976, 1978	0-2-0	.000
Ron Meyer	1	1982	0-1-0	.000
Raymond Berry	5	1985, 1986	3-2-0	.600
Bill Parcells	4	1994, 1996	2-2-0	.500
Pete Carroll	3	1997, 1998	1-2-0	.333
Postseason Totals	**17**	**10 Years**	**7-10-0**	**.412**

Preseason Games

Coach	Games	Years	W-L-T	Pct.
Lou Saban	9	1960-61	7-2-0	.778
Mike Holovak	32	1962-68	5-27-0	.156
Clive Rush	9	1969-70	2-7-0	.222
John Mazur	12	1971-72	3-9-0	.250
Chuck Fairbanks	34	1973-78	20-13-1	.603
Ron Erhardt	12	1979-81	7-5-0	.583
Ron Meyer	12	1982-84	3-9-0	.250
Raymond Berry	21	1985-89	10-11-0	.476
Rod Rust	4	1990	0-4-0	.000
Dick MacPherson	8	1991-92	2-6-0	.250
Bill Parcells	16	1993-96	8-8-0	.500
Pete Carroll	13	1997-99	7-6-0	.538
Preseason Totals	**182**	**1960-99**	**74-107-1**	**.425**

Opening Day Games

Coach	Games	Years	W-L-T	Pct.
Lou Saban	2	1960-61	0-2-0	.000
Mike Holovak	7	1962-68	3-4-0	.429
Clive Rush	2	1969-70	1-1-0	.500
John Mazur	2	1971-72	1-1-0	.500
Chuck Fairbanks	6	1973-78	2-4-0	.333
Ron Erhardt	3	1979-81	1-2-0	.333
Ron Meyer	3	1982-84	2-1-0	.667
Raymond Berry	5	1985-89	5-0-0	1.000
Rod Rust	1	1990	0-1-0	.000
Dick MacPherson	2	1991-92	1-1-0	.500
Bill Parcells	4	1993-96	1-3-0	.250
Pete Carroll	3	1997-99	2-1-0	.667
Opening Day Totals	**40**	**1960-99**	**19-21-0**	**.475**

ALL-TIME COACHES ROSTER

NAME	POSITION	TOTAL YEARS	YEARS OF SERVICE
Atkins, David	Offensive Backs	1	1993
Beatty, Bruce	Offensive Line	4	1969-72
Belichick, Bill	**Asst Head Coach/Secondary**	**1**	**1996**
	Head Coach	**1**	**2000**
Bengtson, Phil	Head Coach (Interim)	1/16	1972
Berry, Raymond	Receivers	4	1978-81
	Head Coach	5.5	1984-89
Blackmon, Don	Staff Assistant	1	1988
	Linebackers	2	1989-90
Brittenham, Dean	Strength/Conditioning	3	1985-87
Brasher, Tommy	Linebackers	3	1982-84
Bruney, Fred	Defensive Backfield	2	1962-63
Bryant, Cleve	Offensive Backfield	3	1982-84
Boudreau, Paul	Offensive Line	1	1997-98
Bullough, Hank	Defensive Line	7	1973-79
Campbell, Marion	Defensive Line	2	1962-63
Cappelletti, Gino	Special Teams	3	1979-81
Carroll, Pete	Head Coach	3	1997-99
Carthon, Maurice	Offensive Assistant	2	1994-95
	Running Backs	1	1996
Carr, Jim	Defensive Backfield	5	1985-89
Caruthers, LeBaron	Strength/Conditioning	3	1982-84
Collier, Joe	Defensive Backfield	2	1960-61
	Defensive Coordinator	2	1991-92
Collier Joel	Asst. Running Backs/WR	2	1991-92
Coury, Dick	Offensive Coordinator	2	1991-92
Crennel, Romeo	Defensive Line	4	1993-96
Crosby, Steve	Special Teams/Tight Ends	1	1990
Davidson, Jeff	**Tight Ends**	**1**	**1997**
	Offensive Line Assistant	**3**	**1998-00**
Dotsch, Rollie	Outside Linebackers	2	1975-76
Elias, Bill	Defensive Backfield	2	1969-70
Endicott, Steve	Receivers	2.5	1982-84
Erber, Lew	Offensive Coordinator/QBs	3	1982-84
Erhardt, Ron	Offensive Backfield	6	1973-78
	Head Coach	3	1979-81
Evans, Dick	Defensive Line	2	1971-72
Fairbanks, Chuck	Head Coach	6	1973-78
Fears, Ivan	**Wide Receivers**	**4**	**91-92, 99-00**
Fletcher, Tom	Defensive Backfield	2	1971-72
Gerber, Norm	Inside Linebackers	2	1991-92
Gibson, Claude	Defensive Backfield	1	1968
Grier, Bobby	Offensive Backfield	9	1981, 85-92
Groh, Al	Defensive Coordinator/LBs	4	1993-96
Hamilton, Ray	Asst. Defensive Line	5	1985-89
	Defensive Line	3	1997-99
Hoaglin, Fred	Offensive Line	4	1993-96
Holovak, Mike	Offensive Backfield	1.5	1960-61
	Head Coach	7.5	1961-68
Humenuik, Rod	Asst. Head Coach/O-Line	5	1985-88
	Offensive Line	3	1990-92
Jackson, Harold	Receivers	5	1985-89
Jones, Stan	Defensive Line	2	1991-92
Kennan, Larry	Offensive Coordinator	1	1997
Khayat, Eddie	Defensive Line	5	1985-89
Kinard, Billy	Defensive Backfield	2	1979-80
Lantz, Rick	Linebackers	1	1981
Lindsey, Dale	Defensive Line	1	1990
Loudd, Rommie	Linebackers	1	1966
Lynn, Ron	Defensive Backs	3	1997-99
MacPherson, Dick	Head Coach	2	1991-92
Eric Mangini	**Defensive Backs**	**1**	**2000**
McLaughlin, Leon	Offensive Line	1	1977
Mazur, John	Offensive Backfield	1.5	1969-70
	Head Coach	2.5	1970-72
Randy Melvin	**Defensive Line**	**1**	**2000**
Meyer, John	Linebackers	4	1969-72
Meyer, Ron	Head Coach	2.5	1982-84
Miller, Burnie	Special Teams	1	1972
Miller, Red	Offensive Line	6	1960-61,73-76
Moore, Myrel	Outside Linebackers	2	1991-92
Mora, Jim	Defensive Coordinator	1	1982
Morriss, Guy	Asst. Offensive Line	2	1988-89
Muir, Bill	Offensive Line	3	1982-84
Nelsen, Bill	Quarterbacks	2	1973-74
Nelson, Steve	Linebackers	1	1990
Palmer, Chris	Wide Receivers	4	1993-96
Parcells, Bill	Linebackers	1	1980
	Head Coach	4	1993-96
Parker, Johnny	Strength/Conditioning	7	1993-99
Parilli, Babe	Quarterbacks	1	1981
Patterson, Andre	Defensive Assistant	1	1997
Paul, Markus	**Asst. Strength & Conditioning**	**1**	**2000**
Pelini, Bo	Linebackers	3	1997-99
Perkins, Ray	Receivers	4	1974-77
	Offensive Coordinator	4	1993-96
Polonchek, John	QBs/Special Asst. to Coach	12	'75-80, 85-90
Pope, Mike	Running Backs	1	1994
	Tight Ends	2	1995-96
Raye, Jimmy	Offensive Coordinator/QBs	1	1990
Reihbein, Dick	**Quarterbacks**	**1**	**2000**
Reilly, Jack	Quarterbacks	2	1998-99
Richardson, Jesse	Defensive Line	5	1965-69
Ringo, Jim	Offensive Line	4	1978-81
Roach, Dick	Defensive Backs	1	1981
Rowan, Keith	Special Teams	1	1989
Rush, Clive	Head Coach	1.5	1969-70
Rust, Rod	Defensive Coordinator	5	1983-87
	Head Coach	1	1990
Rutigliano, Sam	Off. Backs/Receivers	3	1971-73
Ryan, Rob	**Linebackers**	**1**	**2000**
Saban, Lou	Head Coach	1.5	1960-61
Scamecchia, Dante	**Special Teams/TE's**	**10**	**1982-88**
			1990-92
	Special Assistant	**2**	**1993-94**
	Defensive Asst./LB's	**2**	**1995-96**
	Special Teams	**2**	**1997-98**
	Offensive Line	**1**	**1999**
	Asst. Head Coach/Off. Line	**1**	**2000**
Seely, Brad	**Special Teams**	**2**	**1999-00**
Shinnick, Don	Linebackers	5	1985-89
Shurmur, Fritz	Defensive Line	4	1978-81
Sidwell, Steve	Linebackers	3	1982-84
	Defensive Coordinator	3	1997-99
Simmons, Jerry	Strength/Conditioning	3	1988-90
Smith, Carl	Asst. Head Coach/QBs	1	1997
	Tight Ends	2	1998-99
Smith, Jerry	Defensive Line	2	1960-61
Spinney, Art	Offensive Line	7	1962-68
Steckel, Les	Quarterbacks/Receivers	4	1985-88
Stoltz, Jerry	Receivers	4	1969-72
Sumner, Charlie	Linebackers/Secondary	6	1973-78
	Defensive Coordinator/DBs	1	1990
Sweatman, Mike	Special Teams	4	1993-96
Taseff, Carl	Defensive Backs	1	1964
Trott, Bob	Defensive Backs	3	1993-95
Uyrus, Dave	Asst. Special Teams/DL	2	1991-92
Valek, Jim	Special Teams	3	1973-75
Walker, DeWayne	**Defensive Assistant/DBs**	**3**	**1998-00**
Walker, Dick	Defensive Backs	1	1977
Walters, Steve	Defensive Backs	3	1982-84
	Wide Receivers	2	1997-98
Weaver, Larry	Defensive Backfield	4	1973-76
Weber, Chuck	Defensive Line/Backfield	4	1964-67
Weis, Charlie	**Tight Ends**	**2**	**1993-94**
	Running Backs	**1**	**1995**
	Wide Receivers	**1**	**1996**
	Offensive Coordinator/RBs	**1**	**2000**
West, Charlie	Defensive Backs	2	1991-92
Wilson, Kirby	Running Backs	3	1997-99
Woicik, Mike	**Strength and Conditioning**	**1**	**2000**
Wood, Richard	Receivers	2	1989-90
Yewcic, Tom	Offensive Backs/Sp Teams	3	1976-78
Zampese, Ernie	Offensive Coordinator	2	1998-99

PATRIOTS PAST HOMES

The Patriots moved to Fenway Park (right) in 1963 and "shared" the field with the Red Sox for six season (1963-68). In an effort to avoid scheduling conflicts, the Patriots usually spent the first month of the season on the road.

Year	Home Record	Total Record
1963*	5-1-1	7-6-1
1964	4-2-1	10-3-1
1965	1-4-2	4-8-2
1966	4-1-1	8-4-2
1967	2-4-0	3-10-1
1968+	2-5-0	4-10-0
Total	**18-17-5**	**36-41-7**

*played one game (W) at Boston College's Alumni Stadium.
+played one game (L) at Alabama's Legion Field.



On Sept. 23, 1970, after a decade of sharing facilites all over Boston, the Patriots broke ground for a new home on a parcel of land in Foxboro, Mass. One year later, the Patriots kicked off the 1971 in Schaefer Stadium (right). In 1983 the Stadium was changed to Sullivan Stadium and then in 1990 it was chaged to it current name, Foxboro Stadium.

Year	Home Record	Total Record
1971-82	49-37-0	81-90-0
1983-89	35-21-0	61-50-0
1990-98	39-41-0	68-92-0
Total	**123-99-0**	**210-232-0**

Boston University Field (left) was the Patriots' first "home." The AFL's Boston Patriots played there from 1960-62.

Year	Home Record	Total Record
1960	3-4-0	5-9-0
1961	4-2-1	9-4-1
1962	6-1-0	9-4-1
Total	**13-7-1**	**23-17-2**



In 1969, the Patriots moved across town to Boston College's Alumni Stadium. They had already played one "home" game here in 1963, a 38-14 victory. Due to a scheduling conflict with the Red Sox, the Patriots opened the 1963 season at Alumni Stadium against the NY Jets.

Year	Home Record	Total Record
1969	2-5	4-10

In preparation for the potential merger with the NFL, the Patriots searched and found a larger venue for the 1970 season, Harvard Stadium (left). The Patriots rented the field from the university for the season and hosted their last games in the city of Boston.

Year	Home Record	Total Record
1970	1-6	2-12



NOTES

NEW ENGLAND PATRIOTS

ALL-TIME RESULTS



PATRIOTS IN THE PRESEASON

ALL-TIME PRESEASON RESULTS

1960 (4-1-0)

DATE	SITE (ATTENDANCE)	SCORE
7/30	at Buffalo (16,000)	Patriots 28, Bills 7
8/5	at Providence (4,706)	Patriots 43, Broncos 6
8/14	at Boston (11,000)	Texans 24, Patriots 14
8/21	at Worcester, Mass. (7,500)	Patriots 21, Bills 7
8/28	at Amherst, Mass. (4,000)	Patriots 28, Raiders 14

1961 (3-1-0)

8/10	at Boston (15,387)	Patriots 14, Titans 3
8/19	at Philadelphia (73,916)	Titans 17, Patriots 7
8/25	at Providence (4,762)	Patriots 28, Bills 10
9/1	at Buffalo (9,022)	Patriots 15, Bills 12

1962 (2-3-0)

8/11	at Providence (9,000)	Raiders 21, Patriots 20
8/15	at Buffalo (22,112)	Patriots 12, Bills 7
8/18	at New Orleans (31,000)	Oilers 20, Patriots 10
8/25	at Lowell, Mass. (11,118)	Patriots 17, Titans 10
9/1	at Boston (8,783)	Bills 7, Patriots 6

1963 (0-5-0)

8/4	at Oakland (9,721)	Raiders 24, Patriots 17
8/10	at San Diego (16,427)	Chargers 50, Patriots 17
8/14	at Lowell, Mass. (9,387)	Oilers 21, Patriots 20
8/24	at Buffalo (17,697)	Bills 24, Patriots 14
9/1	at New Brunswick, N.J. (12,500)	Jets 22, Patriots 20

1964 (0-5-0)

8/9	at Boston (20,087)	Oilers 38, Patriots 7
8/18	at Lowell, Mass. (6,390)	Jets 23, Patriots 7
8/22	at New Brunswick, N.J. (11,500)	Jets 21, Patriots 20
8/28	at Buffalo (12,566)	Bills 24, Patriots 14
9/5	at Denver (20,568)	Broncos 27, Patriots 17

1965 (0-5-0)

8/8	at Boston (23,674)	Bills 23, Patriots 0
8/13	at Allentown, Pa. (18,000)	Jets 26, Patriots 16
8/21	at Houston (30,142)	Oilers 27, Patriots 6
8/28	at Norfolk, Va. (9,217)	Jets 17, Patriots 0
9/4	at Kansas City (15,157)	Chiefs 34, Patriots 7

1966 (1-3-0)

8/7	at Boston (23,291)	Bills 19, Patriots 13
8/20	at Anaheim (36,038)	Patriots 21, Raiders 10
8/27	at San Diego (11,894)	Chargers 31, Patriots 13
9/1	at Mobile, Ala. (22,000)	Jets 41, Patriots 3

1967 (1-3-0)

8/4	at Bridgeport, Conn. (16,000)	Jets 55, Patriots 13
8/13	at Boston (29,313)	Colts 33, Patriots 3
8/20	at Rochester, N.Y. (15,300)	Patriots 13, Bills 10
8/26	at Boston (15,523)	Redskins 13, Patriots 7

1968 (1-3-0)

8/10	at New Orleans (54,400)	Saints 19, Patriots 0
8/17	at Richmond, Va. (14,000)	Jets 25, Patriots 3
8/23	at Jacksonville, Fla. (15,003)	Patriots 19, Dolphins 17
9/2	at Boston (31,404)	Eagles 22, Patriots 20

1969 (2-3-0)

8/10	at Bowling Green (16,900)	Patriots 21, Bengals 13
8/17	at Boston (24,084)	Falcons 34, Patriots 16
8/25	at Montreal (8,212)	Lions 22, Patriots 9
8/31	at Jacksonville, Fla. (18,375)	Patriots 26, Broncos 10
9/6	at Birmingham (18,000)	Dolphins 13, Patriots 0

1970 (0-4-0)

8/16	at Boston (25,584)	Redskins 45, Patriots 21
8/29	at Jackson, Miss. (32,000)	Saints 26, Patriots 0
9/4	at Shreveport, La. (22,000)	Steelers 31, Patriots 3
9/11	at Salt Lake City, Ut. (17,832)	Broncos 16, Patriots 14

1971 (1-5-0)

DATE	SITE (ATTENDANCE)	SCORE
8/8	at Minneapolis (31,813)	Vikings 17, Patriots 10
8/15	at Foxboro (60,423)	Patriots 20, Giants 14
8/22	at Buffalo (31,610)	Bills 28, Patriots 14
8/29	at Foxboro (53,271)	Rams 31, Patriots 21
9/5	at Foxboro (48,631)	Falcons 45, Patriots 35
9/10	at Memphis, Tenn. (28,082)	Jets 38, Patriots 9

1972 (2-4-0)

8/5	at Oakland (53,661)	Raiders 31, Patriots 24
8/12	at Philadelphia (30,000)	Eagles 29, Patriots 20
8/20	at Foxboro (50,892)	Patriots 27, Bears 17
8/27	at Foxboro (51,470)	Giants 31, Patriots 10
9/2	at Denver (37,128)	Broncos 49, Patriots 24
9/10	at Foxboro (47,684)	Patriots 34, Lions 30

1973 (1-5-1)

7/28	at Canton, Ohio (19,685)	49ers 20, Patriots 7
8/5	at Foxboro (43,914)	Patriots 17, Raiders 17
8/12	at Foxboro (49,209)	Giants 13, Patriots 7
8/18	at Atlanta (56,239)	Falcons 27, Patriots 10
8/25	at New Orleans (64,131)	Patriots 31, Saints 6
9/2	at Foxboro (50,369)	Redskins 35, Patriots 14
9/7	at Detroit (50,104)	Lions 34, Patriots 21

1974 (4-2-0)

8/2	at Washington (16,405)	Patriots 21, Redskins 16
8/11	at Foxboro (17,992)	Giants 21, Patriots 6
8/18	at Foxboro (20,546)	Patriots 7, Saints 3
8/24	at San Diego (18,903)	Patriots 23, Chargers 14
8/31	at Spokane, Wash. (18,000)	Broncos 27, Patriots 21
9/8	at Foxboro (35,412)	Patriots 27, Eagles 17

ALL-TIME PRESEASON STANDINGS

TEAM	W	L	T	PCT.	PF	PA	ATTENDANCE
Arizona/Phoenix/St. Louis	1	1	0	.500	21	62	73,809
Atlanta	5	5	0	.500	236	246	391,289
Buffalo	6	7	0	.462	191	201	211,895
Carolina	0	1	0	.000	20	23	52,976
Chicago	1	0	0	1.000	27	17	50,892
Cincinnati	1	2	0	.333	52	53	71,609
Cleveland	1	2	0	.333	57	52	111,733
Dallas	4	1	0	.800	123	74	325,524
Denver	3	5	0	.375	193	176	247,066
Detroit	1	4	0	.200	90	158	212,316
Green Bay	6	6	0	.500	211	198	553,975
Indianapolis	0	2	0	.000	17	67	72,099
Jacksonville	0	0	0	.000	0	0	0
Kansas City	3	3	0	.500	132	112	174,795
Miami	1	1	0	.500	19	30	33,003
Minnesota	3	2	0	.600	105	96	231,722
New Orleans	4	3	0	.571	140	126	290,295
NY Giants	3	8	0	.273	167	207	442,633
NY Jets	2	10	0	.167	129	298	238,110
Oakland/LA Raiders	5	6	1	.434	269	246	435,870
Philadelphia	7	7	0	.500	278	245	586,154
Pittsburgh	1	4	0	.200	66	122	228,715
San Diego	2	5	0	.286	118	178	175,438
San Francisco	0	3	0	.000	35	51	69,728
Seattle	1	1	0	.500	40	42	105,693
St.Louis/LA Rams	4	4	0	.500	155	142	360,655
Tampa Bay	1	3	0	.250	62	146	230,051
Houston/Tennessee	0	5	0	.000	57	133	138,729
Washington	8	6	0	.571	306	297	543,083
TOTALS	**74**	**107**	**1**	**.409**	**3,316**	**3,798**	**6,659,857**

ALL-TIME PRESEASON RESULTS (Cont.)

1975 (3-2-0)

DATE	SITE (ATTENDANCE)	SCORE
8/10	at Foxboro (40,726)	Giants 28, Patriots 14
8/17	at Foxboro (40,218)	Patriots 36, Vikings 10
8/22	at Philadelphia (40,156)	Eagles 24, Patriots 10
8/30	at Milwaukee (51,769)	Patriots 20, Packers 17(OT)
9/ 7	at Foxboro (39,502)	Patriots 31, Chargers 24

1976 (3-3-0)

8/ 1	at Foxboro (30,032)	Patriots 13, Giants 7 (OT)
8/ 6	at Norman, Ok. (23,800)	Chargers 26, Patriots 17
8/15	at Foxboro (30,552)	Packers 16, Patriots 14
8/21	at Atlanta (30,619)	Patriots 28, Falcons 17
8/30	at Cleveland (36,016)	Browns 30, Patriots 27
9/ 5	at Foxboro (32,254)	Patriots 27, Eagles 7

1977 (5-1-0)

8/ 6	at E. Rutherford, N.J. (44,471)	Patriots 19, Giants 3
8/13	at Milwaukee (53,244)	Patriots 38, Packers 3
8/22	at Philadelphia (28,025)	Eagles 21, Patriots 10
8/28	at Foxboro (43,779)	Patriots 13, Steelers 10(OT)
9/ 4	at Foxboro (41,053)	Patriots 45, Redskins 7
9/11	at Foxboro (41,346)	Patriots 29, Falcons 10

1978 (4-0-0)

8/ 5	at Los Angeles (60,134)	Patriots 14, Rams 7
8/12	at Oakland (53,335)	Patriots 21, Raiders 7
8/20	at Foxboro (39,043)	Patriots 24, Chiefs 7
8/27	at Foxboro (42,696)	Patriots 21, Browns 10

1979 (2-2-0)

8/ 4	at Atlanta (59,725)	Patriots 37, Falcons 14
8/12	at Foxboro (44,955)	Rams 15, Patriots 3
8/19	at Foxboro (45,518)	Patriots 35, Raiders 14
8/24	at Denver (75,103)	Broncos 20, Patriots 17(OT)

1980 (1-3-0)

8/11	at Anaheim (66,656)	Patriots 35, Rams 31
8/16	at Oakland (41,649)	Raiders 31, Patriots 29
8/24	at Foxboro (45,207)	Eagles 23, Patriots 17
8/29	at Seattle (64,759)	Seahawks 30, Patriots 23

1981 (4-0-0)

8/10	at Anaheim (69,006)	Patriots 34, Rams 21
8/15	at Tampa, Fla. (66,553)	Patriots 17, Buccaneers 16
8/22	at Foxboro (43,032)	Patriots 23, Raiders 21
8/30	at Foxboro (44,078)	Patriots 19, Redskins 10

1982 (1-3-0)

8/14	at Knoxville, Tenn. (93,251)	Steelers 24, Patriots 20
8/20	at Philadelphia (56,431)	Eagles 14, Patriots 7
8/28	at Dallas (50,118)	Cowboys 36, Patriots 21
9/ 4	at Foxboro (39,888)	Patriots 41, Packers 27

1983 (0-4-0)

8/ 6	at Knoxville, Tenn. (42,816)	Steelers 27, Patriots 16
8/14	at S. F. (50,043)	49ers 17, Patriots 15
8/20	at Los Angeles (40,190)	Rams 13, Patriots 7
8/26	at Tampa Bay (52,108)	Buccaneers 41, Patriots 21

1984 (2-2-0)

8/ 3	at Foxboro (34,751)	Giants 48, Patriots 20
8/11	at Buffalo (19,578)	Bills 23, Patriots 13
8/17	at Washington (35,932)	Patriots 31, Redskins 27
8/24	at Foxboro (22,721)	Patriots 36, Chiefs 7

1985 (1-3-0)

8/10	at Foxboro (27,014)	Saints 32, Patriots 20
8/17	at Kansas City (35,162)	Patriots 31, Chiefs 13
8/23	at Washington (50,538)	Redskins 37, Patriots 36
8/31	at Los Angeles (39,911)	Rams 14, Patriots 13

1986 (4-1-0)

8/ 2	at Canton, Ohio (22,739)	Patriots 21, Cardinals 16
8/10	at Foxboro (37,335)	Patriots 18, Redskins 7
8/16	at New Orleans (54,364)	Patriots 38, Saints 34
8/22	at Los Angeles (44,352)	Raiders 24, Patriots 10
8/30	at Green Bay (50,642)	Patriots 16, Packers 9

1987 (2-2-0)

DATE	SITE (ATTENDANCE)	SCORE
8/16	at Foxboro (50,014)	Giants 19, Patriots 17
8/23	at Foxboro (38,734)	Eagles 19, Patriots 13(OT)
8/29	at Minneapolis (49,339)	Patriots 38, Vikings 27
9/ 4	at Jacksonville, Fla. (52,508)	Patriots 14, Falcons 13

1988 (1-3-0)

8/ 6	at Foxboro (32,949)	Falcons 34, Patriots 30
8/13	at Memphis, Tenn. (48,113)	Oilers 27, Patriots 14
8/20	at Philadelphia (41,502)	Patriots 24, Eagles 21
8/26	at Foxboro (30,941)	Bengals 27, Patriots 21

1989 (2-2-0)

8/12	at Foxboro (32,398)	Giants 20, Patriots 17
8/19	at St. Louis (48,746)	Patriots 17, Seahawks 12
8/26	at Atlanta (21,118)	Patriots 23, Falcons 7
9/ 1	at Foxboro (26,549)	Packers 16, Patriots 0

1990 (0-4-0)

8/ 9	at Montreal (26,869)	Steelers 30, Patriots 14
8/18	at Jacksonville, Fla. (51,066)	Buccaneers 44, Patriots 10
8/24	at Foxboro (23,768)	Bengals 13, Patriots 10
8/31	at Foxboro (24,106)	Falcons 45, Patriots 14

1991 (1-3-0)

8/3	at Green Bay (52,852)	Packers 28, Patriots 7
8/10	at Foxboro (16,757)	Redskins 27, Patriots 6
8/17	at Phoenix (51,070)	Cardinals 46, Patriots 0
8/24	at Foxboro (21,147)	Patriots 24, Giants 6

1992 (1-3-0)

8/8	at Indianapolis (42,786)	Colts 34, Patriots 14
8/14	at Foxboro (18,626)	Chargers 20, Patriots 10
8/22	at Detroit (53,682)	Lions 42, Patriots 9
8/29	at Milwaukee, Wis. (47,152)	Patriots 24, Packers 10

1993 (1-3-0)

8/ 7	at San Diego (46,286)	Chargers 13, Patriots 7
8/14	at Toronto, CAN (33,021)	Browns 12, Patriots 9
8/20	at Foxboro (24,909)	Patriots 21, Packers 17
8/27	at Foxboro (46,501)	Chiefs 27, Patriots 20

1994 (3-1-0)

8/ 5	at Foxboro (37,800)	Patriots 24, Saints 6
8/13	at Los Angeles (24,847)	Patriots 28, Rams 10
8/18	at Foxboro (45,394)	Patriots 27, Redskins 17
8/26	at Green Bay (57,722)	Packers 24, Patriots 20

1995 (1-3-0)

8/4	at Foxboro (52,634)	Lions 30, Patriots 17
8/12	at Foxboro (56,241)	Patriots 21, Vikings 14
8/17	at Philadelphia (53,072)	Eagles 31, Patriots 7
8/25	at Oakland (51,709)	Raiders 32, Patriots 24

1996 (3-1-0)

8/2	at Green Bay (57,918)	Packers 24, Patriots 7
8/12	at Dallas (57,874)	Patriots 31, Cowboys 7
8/18	at Foxboro (55,606)	Patriots 37, Eagles 10
8/23	at Foxboro (48,242)	Patriots 27, Redskins 19

1997 (3-1-0)

7/31	at Green Bay (60,778)	Packers 7, Patriots 3
8/8	at Foxboro (60,292)	Patriots 16, Cowboys 10
8/17	at Foxboro (55,354)	Patriots 31, Broncos 21
8/21	at Philadelphia (40,000)	Patriots 28, Eagles 14

1998 (3-2-0)

8/2	at San Francisco (46,374)	49ers 14, Patriots 13
8/9	at Foxboro (54,111)	Vikings 28, Patriots 0
8/17	at Mexico City (106,424)	Patriots 21, Cowboys 3
8/22	at Washington (63,781)	Patriots 20, Redskins 17
8/29	at Foxboro (59,001)	Patriots 24, Eagles 7

1999 (1-3-0)

8/13	at Foxboro (53,440)	Redskins 20, Patriots 14
8/21	at Foxboro (50,816)	Patriots 34, Cowboys 14
8/28	at Tampa Bay (64,092)	Buccaneers 45, Patriots 14
9/2	at Carolina (52,976)	Panthers 23, Patriots 20

40-year record: 74-107-1 (.409)

ALL-TIME SERIES STANDINGS

(Includes Regular Season and Playoff Games)

TEAM	W	L	T	PCT	PF	PA
Arizona/Phoenix/St. Louis	4	6	0	.400	168	203
Atlanta	3	6	0	.333	138	229
Baltimore Ravens	2	0	0	1.000	66	41
Buffalo	41	38	1	.519	1,593	1,564
Carolina	0	1	0	.000	17	20
Chicago	5	3	0	.625	144	122
Cincinnati	9	7	0	.563	262	357
Cleveland Browns	5	11	0	.313	228	305
Dallas	1	7	0	.125	136	191
Denver	13	21	0	.382	672	798
Detroit	3	3	0	.500	103	123
Green Bay	3	4	0	.429	124	195
Indianapolis/Baltimore	36	23	0	.610	1,330	1,037
Jacksonville	3	1	0	.750	84	76
Kansas City Chiefs/Dallas Texans	8	15	3	.365	488	635
Miami	28	41	0	.406	1,353	1,565
Minnesota	4	3	0	.571	134	174
New Orleans	6	3	0	.667	195	180
New York Giants	3	3	0	.500	87	102
New York Jets	36	43	1	.456	1,774	1,802
Oakland/Los Angeles	13	14	1	.464	602	703
Philadelphia	2	6	0	.250	141	190
Pittsburgh	5	12	0	.294	298	357
San Diego	16	12	2	.567	704	598
San Francisco	2	7	0	.222	147	236
Seattle	6	7	0	.461	244	230
St. Louis/LA Rams	3	4	0	.429	123	136
Tampa Bay	3	1	0	.750	80	62
Tennessee/Houston	18	15	1	.544	796	703
Washington	1	5	0	.167	102	141
Patriots Totals	**282**	**322**	**9**	**.467**	**12,333**	**13,075**

LARGEST CROWDS AT FOXBORO

10 LARGEST CROWDS AT FOXBORO STADIUM

1.	61,457	12/5/71	vs. Miami	W	34-13
2.	61,357	10/10/71	vs. N.Y. Jets	W	20-0
3.	61,297	10/2/78	vs. San Diego	W	23-18
	61,297	10/8/78	vs. Philadelphia	W	24-14
	61,297	10/22/78	vs. Miami	W	33-24
	61,297	10/29/78	vs. N.Y. Jets	W	55-21
	61,297	11/12/78	vs. Houston	L	26-23
	61,297	9/3/79	vs. Pittsburgh	L	16-13 (ot)
	61,297	9/23/79	vs. San Diego	W	27-21
	61,297	10/7/79	vs. Detroit	W	24-17
	61,297	10/21/79	vs. Miami	W	28-13
	61,297	11/18/79	vs. Baltimore	W	50-21
	61,297	11/25/79	vs. Buffalo	L	16-13 (ot)

10 LARGEST CROWDS SINCE 1980

1.	60,994	11/23/80	vs. Baltimore	W	47-21
2.	60,840	11/6/88	vs. Miami	W	21-10
3.	60,834	11/2/80	vs. New York Jets	W	34-21
4.	60,821	10/30/88	vs. Chicago	W	30-17
5.	60,787	12/14/86	vs. San Francisco	L	29-24
6.	60,771	11/13/83	vs. Miami	W	17- 6
7.	60,711	10/21/84	vs. Miami	L	44-24
8.	60,689	10/5/86	vs. Miami	W	34- 7
9.	60,686	9/29/85	vs. L.A. Raiders	L	33-20
10.	60,664	11/1/87	vs. L.A. Raiders	W	23-23

The largest crowd since 1990 was 60,410 on 12/30/90 in a 13-10 loss to the N.Y. Giants.

The capacity of Foxboro Stadium was reduced from 61,114 to 60,794 in 1980 and has since been reduced to its current capacity of 60,292.

SERIES RESULTS

(Includes Playoff Games)

denotes 2000 non-divisional opponents

ARIZONA 6, PATRIOTS 4
1970—at St. Louis 31, NE 0 ....-31
1975—at St. Louis 24, NE 17 ....-7
1978—NE 16, at St Louis 6 ....+10
1981—St. Louis 27, at NE 20 ....-7
1984—St. Louis 33, at NE 10 ....-23
1990—at Phoenix 34, NE 14 ....-20
1991—at Phoenix 24, NE 10 ....-14
1993—NE 23, at Phoenix 21 ....+2
1996—at NE 31, Arizona 0 ....+31
1999—NE 27, at Arizona 3 ....+24
(Points—Cardinals 203, Patriots 168)

ATLANTA 6, PATRIOTS 3
1972—at NE 21, Atlanta 20 ....+1
1977—NE 16, at Atlanta 10 ....+6
1980—Atlanta 37, at NE 21 ....-16
1983—at Atlanta 24, NE 13 ....-11
1986—at NE 25, Atlanta 17 ....+8
1989—at Atlanta 16, NE 15 ....-1
1992—at Atlanta 34, NE 0 ....-34
1995—at Atlanta 30, NE 17 ....-13
1998—Atlanta 41, at NE 10 ....-31
(Points—Atlanta 229, Patriots 138)

PATRIOTS 2, BALTIMORE 0
1996—NE 46, at Baltimore 38 ....+8
1999—at NE 20, Baltimore 3 ....+17
(Points—Patriots 66, Baltimore 41)

PATRIOTS 41, BUFFALO 38 (1 tie)
1960—Buffalo 13, at NE 0 ....-13
at Buffalo 38, NE 14 ....-24
1961—NE 23, at Buffalo 21 ....+2
at NE 52, Buffalo 21 ....+31
1962—at Buffalo 28, NE 28 ....tie
at NE 21, Buffalo 10 ....+11
1963—at Buffalo 28, NE 21 ....-7
at NE 17, Buffalo 7 ....+10
*NE 26, at Buffalo 8 ....+18
1964—NE 36, at Buffalo 28 ....+8
Buffalo 24, at NE 14 ....-10
1965—at Buffalo 24, NE 7 ....-17
Buffalo 23, at NE 7 ....-16
1966—NE 20, at Buffalo 10 ....+10
at NE 14, Buffalo 3 ....+11
1967—NE 23, at Buffalo 0 ....+23
Buffalo 44, at NE 16 ....-28
1968—NE 16, at Buffalo 7 ....+9
at NE 23, Buffalo 6 ....+17
1969—at Buffalo 23, NE 16 ....-7
at NE 35, Buffalo 21 ....+14
1970—Buffalo 45, at NE 10 ....-35
NE 14, at Buffalo 10 ....+4
1971—at NE 38, Buffalo 33 ....+5
at Buffalo 27, NE 20 ....-7
1972—at Buffalo 38, NE 14 ....-24
Buffalo 27, at NE 24 ....-3
1973—Buffalo 31, at NE 13 ....-18
at Buffalo 37, NE 13 ....-24
1974—at Buffalo 30, NE 28 ....-2
Buffalo 29, at NE 28 ....-1
1975—at Buffalo 45, NE 31 ....-14
Buffalo 34, at NE 14 ....-20
1976—NE 26, at Buffalo 22 ....+4
at NE 20, Buffalo 10 ....+10
1977—Buffalo 24, at NE 14 ....-10
NE 20, at Buffalo 7 ....+13
1978—NE 14, at Buffalo 10 ....+4
at NE 26, Buffalo 24 ....+2
1979—NE 26, at Buffalo 6 ....+20
Buffalo 16, at NE 13(OT) ....-3
1980—at Buffalo 31, NE 13 ....-18
at NE 24, Buffalo 2 ....+22
1981—at Buffalo, 20, NE 17 ....-3
Buffalo 19, at NE 10 ....-9
1982—at NE 30, Buffalo 19 (1-2-83) ....+11
1983—NE 31, at Buffalo 0 ....+31
at NE 21, Buffalo 7 ....+14
1984—NE 21, at Buffalo 17 ....+4
at NE 38, Buffalo 10 ....+28
1985— NE 17, at Buffalo 14 ....+3
at NE 14, Buffalo 3 ....+11
1986—NE 23, at Buffalo 3 ....+20
at NE 22, Buffalo 19 ....+3
1987—at NE 14, Buffalo 7 ....+7
NE 13, at Buffalo 7 ....+6
1988—Buffalo 16, at NE 14 ....-2
at Buffalo 23, NE 20 ....-3
1989—at Buffalo 31, NE 10 ....-21
at NE 33, Buffalo 24 ....+9
1990— Buffalo 27, at NE 10 ....-17
at Buffalo 14, NE 0 ....-14
1991— at Buffalo 22, NE 17 ....-5
at NE 16, Buffalo 13 ....+3
1992— Buffalo 41, at NE 7 ....-34
at Buffalo 16, NE 7 ....-9
1993—at Buffalo 38, NE 14 ....-24
Buffalo 13, at NE 10 (OT) ....-3
1994—Buffalo 38, at NE 35 ....-3
NE 41, at Buffalo 17 ....+24
1995—at NE 27, Buffalo 14 ....+13
NE 35, at Buffalo 25 ....+10
1996—at Buffalo 17, NE 10 ....-7
at NE 28, Buffalo 25 ....+3
1997—at NE 33, Buffalo 6 ....+27
NE 31, at Buffalo 10 ....+21
1998—at Buffalo 13, NE 10 ....-3
at NE 25, Buffalo 21 ....+4
1999—at Buffalo 17, NE 7 ....-10
Buffalo 13, at NE 10 ot ....-3
*Divisional Playoff
(Points—Patriots 1,593, Buffalo 1,564)

CAROLINA 1, PATRIOTS 0
1995—Carolina 20, at NE 17 (OT) ....-3
(Points—Panthers 20, Patriots 17)

PATRIOTS 5, CHICAGO 3
1973—NE 13, at Chicago 10 ....+3
1979—NE 27, at Chicago 7 ....+20
1982—at Chicago 26, NE 13 ....-13
1985—at Chicago 20, NE 7 ....-13
1985—(*at N.O.) Chicago 46, NE 10 -36
1988—at NE 30, Chicago 7 ....+23
1994—NE 13, at Chicago 3 ....+10
1997—at NE 31, Chicago 3 ....+28
*Super Bowl XX
(Points—Patriots 144, Chicago 122)

PATRIOTS 9, CINCINNATI 7
1968—at NE 33, Cincinnati 14 ....+19
1969—NE 25, at Cincinnati 14 ....+11
1970—at Cincinnati 45, NE 7 ....-38
1972—Cincinnati 31, at NE 7 ....-24
1975—at Cincinnati 27, NE 10 ....-17
1978—NE 10, at Cincinnati 3 ....+7
1979—NE 20, at Cincinnati 14 ....+6
1984—at NE 20, Cincinnati 14 ....+6
1985—at NE 34, Cincinnati 23 ....+11
1986—Cincinnati 31, at NE 7 ....-24
1988—at NE 27, Cincinnati 21 ....+6
1990—at Cincinnati 41, NE 7 ....-34
1991—at Cincinnati 29, NE 7 ....-22
1992—at Cincinnati 20, NE 10 ....-10
1993—at NE 7, Cincinnati 2 ....+5
1994—NE 31, Cincinnati 28 ....+3
(Points—Cincinnati 357, Patriots 262)

CLEVELAND 11, PATRIOTS 5
1971—at Cleveland 27, NE 7 ....-20
1974—Cleveland 21, at NE 14 ....-7
1977—at Cleveland 30, NE 27(OT) ....-3
1980—at NE 34, Cleveland 17 ....+17
1982—at Cleveland 10, NE 7 ....-3
1983—Cleveland 30, at NE 0 ....-30
1984—NE 17, at Cleveland 16 ....+1
1985—at Cleveland 24, NE 20 ....-4
1987—Cleveland 20, at NE 10 ....-10
1991—Cleveland 20, at NE 0 ....-20
1992—Cleveland 19, at NE 17 ....-2
1993—NE 20, at Cleveland 17 ....+3
1994—at Cleveland 13, at NE 6 ....-7
*at Cleveland 20, NE 13 ....-7
1995—at NE 17, Cleveland 14 ....+3
1999—NE 19, Cleveland 7 ....+12
*AFC First Round Playoff
(Points—Cleveland 305, Patriots 228)

DALLAS 7, PATRIOTS 1
1971—at Dallas 44, NE 21 ....-23
1975—Dallas 34, at NE 31 ....-3
1978—at Dallas 17, NE 10 ....-7
1981—Dallas 35, at NE 21 ....-14
1984—at Dallas 20, NE 17 ....-3
1987—Dallas 23, at NE 17 (OT) ....-6
1996—at Dallas 12, NE 6 ....-6
1999—at NE 13, Dallas 6 ....+7
(Points—Dallas 191, Patriots 136)

DENVER 21, PATRIOTS 13
1960—Denver 13, at NE 10 ....-3
at Denver 31, NE 24 ....-7
1961—at NE 45, Denver 17 ....+28
NE 28, at Denver 24 ....+4
1962—at NE 41, Denver 16 ....+25
NE 33, at Denver 29 ....+4
1963—at Denver 14, NE 10 ....-4
at NE 40, Denver 21 ....+19
1964—NE 39, at Denver 10 ....+29
at NE 12, Denver 7 ....+5
1965—Denver 27, at NE 10 ....-17
NE 28, at Denver 20 ....+8
1966—NE 24, at Denver 10 ....+14
Denver 17, at NE 10 ....-7
1967—at Denver 26, NE 21 ....-5
1968—NE 20, at Denver 17 ....+3
Denver 35, at NE 14 ....-21
1969—at Denver 35, NE 7 ....-28
1972—at Denver 45, NE 21 ....-24
1976—at NE 38, Denver 14 ....+24
1979—at Denver 45, NE 10 ....-35
1980—at NE 23, Denver 14 ....+9
1984—at Denver 26, NE 19 ....-7
1986—at Denver 27, NE 20 ....-7
*at Denver 22, NE 17 ....-5
1987—at Denver 31, NE 20 ....-11
1988—at Denver 21, NE 10 ....-11
1991—Denver 9, at NE 6 ....-3
at Denver 20, NE 3 ....-17
1995—Denver 37, at NE 3 ....-34
1996—Denver 34, at NE 8 ....-26
1997—at Denver 34, NE 13 ....-21
1998—at Denver 27, NE 21 ....-6
1999—at NE 24, Denver 23 ....+1
*AFC Playoff
(Points—Denver 798, Patriots 672)

PATRIOTS 3, DETROIT 3
1971—Detroit 34, at NE 7 ....-27
1976—at Detroit 30, NE 10 ....-20
1979—at NE 24, Detroit 17 ....+7
1985—at NE 23, Detroit 6 ....+17
1993—Detroit 19, at NE 16 (OT) ....+3
1994—NE 23, at Detroit 17 ....+6
(Points—Detroit 123, Patriots 103)

SERIES RESULTS (CONT.)

GREEN BAY 4, PATRIOTS 3
1973—at NE 33, Green Bay 24 .....+9
1979—at Green Bay 27, NE 14 .....-13
1985—at NE 26, Green Bay 20 .....+6
1988—at Green Bay 45, NE 3 .....-42
1994—at NE 17, Green Bay 16 .....+1
1996— (*at N.O.) GB 35, NE 21 .....-14
1997—Green Bay 28, at NE 10 .....-18
*Super Bowl XXXI
(Points—Green Bay 195, Patriots 124)

PATRIOTS 36, INDIANAPOLIS 23
1970—Baltimore 14, at NE 6 .....-8
at Baltimore 27, NE 3 .....-24
1971—Baltimore 23, at NE 3 .....-20
NE 21, at Baltimore 17 .....+4
1972—Baltimore 24, at NE 17 .....-7
at Baltimore 31, NE 0 .....-31
1973—at NE 24, Baltimore 16 .....+8
at Baltimore 18, NE 13 .....-5
1974—at NE 42, Baltimore 3 .....+39
NE 27, at Baltimore 17 .....+10
1975—at NE 21, Baltimore 10 .....+11
at Baltimore 34, NE 21 .....-13
1976—Baltimore 27, at NE 13 .....-14
NE 21, at Baltimore 14 .....+7
1977—at NE 17, Baltimore 3 .....+14
at Baltimore 30, NE 24 .....-6
1978—Baltimore 34, at NE 27 .....-7
NE 35, at Baltimore 14 .....+21
1979—at Baltimore 31, NE 26 .....-5
at NE 50, Baltimore 21 .....+29
1980—NE 37, at Baltimore 21 .....+16
at NE 47, Baltimore 21 .....+26
1981—Baltimore 29, at NE 28 .....-1
at Baltimore 23, NE 21 .....-2
1982—NE 24, at Baltimore 13 .....+11
1983—Baltimore 29, at NE 23 (OT) .....-6
at Baltimore 12, NE 7 .....-5
1984—NE 50, at Indianapolis 17 .....+33
at NE 16, Indianapolis 10 .....+6
1985—at NE 34, Indianapolis 15 .....+19
NE 38, at Indianapolis 31 .....+7
1986—at NE 33, Indianapolis 3 .....+30
NE 30, at Indianapolis 21 .....+9
1987—at Indianapolis 30, NE 16 .....-14
at NE 24, Indianapolis 0 .....+24
1988—at NE 21, Indianapolis 17 .....+4
at Indianapolis 24, NE 21 ..... -3
1989—NE 23, at Indy 20 (OT) ..... +3
at NE 22, Indianapolis 16 .....+6
1990—NE 16, at Indianapolis 14 .....+2
Indianapolis 13, at NE 10 .....-3
1991—NE 16, at Indianapolis 7 .....+9
at NE 23, Indianapolis 17 (OT) .....+6
1992— NE 37, at Indianapolis 34 (OT) .....+3
Indianapolis 6, at NE 0 .....-6
1993— at Indianapolis 9, NE 6 .....-3
at NE 38, Indianapolis 0 .....+38
1994— NE 12, at Indianapolis 10 .....+2
at NE 28, Indianapolis 18 .....+10
1995—Indianapolis 24, at NE 10 .....-14
at Indianapolis 10, NE 7 .....-3
1996—NE 27, at Indianapolis 9 .....+18
at NE 27, Indianapolis 13 .....+14
1997—NE 31, at Indianapolis 6 .....+25
at NE 20, Indianapolis 17 .....+3
1998—at NE 29, Indianapolis 6 .....+23
NE 21, at Indianapolis 16 .....+5
1999—at NE 31, Indianapolis 28 .....+3
at Indianapolis 20, NE 15 .....-5
(Points—Patriots 1,330, Colts 1.037)

PATRIOTS 3, JACKSONVILLE 1
1996—at NE 28, Jacksonville 25 OT .....+3
**at NE 20, Jacksonville 6 .....+14
1997—NE 26, at Jacksonville 20 .....+6
1998—*at Jacksonville 25, NE 10 .....-15
*AFC Wild Card Game
**AFC Championship Game
(Points—Patriots 84, Jaguars 76)

KANSAS CITY 15, PATRIOTS 8 (3 ties)
1960—at NE 42, Kansas City 14 .....+28
at Kansas City 34, NE 0 .....-34
1961—NE 18, at Kansas City 17 .....+1
at NE 28, Kansas City 21 .....+7
1962—at Kansas City 42, NE 28 .....-14
Kansas City 27, at NE 7 .....-20
1963—at NE 24, Kansas City 24 .....tie
at Kansas City 35, NE 3 .....-32
1964—at NE 24, Kansas City 7 .....+17
NE 31, at Kansas City 24 .....+7
1965—at Kansas City 27, NE 17 .....-10
at NE 10, Kansas City 10 .....tie
1966—Kansas City 43, at NE 24 .....-19
NE 27, at Kansas City 27 .....tie
1967—Kansas City 33, at NE 10 .....-23
1968—at Kansas City 31, NE 17 .....-14
1969—Kansas City 31, at NE 0 .....-31
1970—at Kansas City 23, NE 10 .....-13
1973—Kansas City 10, at NE 7 .....-3
1977—at NE 21, Kansas City 17 .....+4
1981—at NE 33, Kansas City 17 .....+16
1990—Kansas City 37, at NE 7 .....-30
1992—at Kansas City 27, NE 20 .....-7
1995—at Kansas City 31, NE 26 .....-5
1998—at NE 40, Kansas City 10 .....+30
1999—at Kansas City 16, NE 14 .....-2
(Points—Kansas City 635, Patriots 488)

MIAMI 41, PATRIOTS 28
1966—NE 20, at Miami 14 .....+6
1967—at NE 41, Miami 10 .....+31
at Miami 41, NE 32 .....-9
1968—Miami 34, at NE 10 .....-24
at Miami 38, NE 7 .....-31
1969—Miami 17, at NE 16 .....-1
NE 38, Miami 23(at Tampa) .....+15
1970—at NE 27, Miami 14 .....+13
at Miami 37, NE 20 .....-17
1971—at Miami 41, NE 3 .....-38
at NE 34, Miami 13 .....+21
1972—at Miami 52, NE 0 .....-52
Miami 37, at NE 21 .....-16
1973—at Miami 44, NE 23 .....-21
Miami 30, at NE 14 .....-16
1974—at NE 34, Miami 24 .....+10
at Miami 34, NE 27 .....-7
1975—Miami 22, at NE 14 .....-8
at Miami 20, NE 7 .....-13
1976—at NE 30, Miami 14 .....+16
at Miami 10, NE 3 .....-7
1977—at Miami 17, NE 5 .....-12
at NE 14, Miami 10 .....+4
1978—at NE 33, Miami 24 .....+9
at Miami 23, NE 3 .....-20
1979—at NE 28, Miami 13 .....+15
at Miami 39, NE 24 .....-15
1980—at NE 34, Miami 0 .....+34
at Miami 16, NE 13 (OT) .....-3
1981—Miami 30, at NE 27 (OT) .....-3
at Miami 24, NE 14 .....-10
1982—at NE 3, Miami 0 .....+3
*at Miami 28, NE 13 .....-15
1983—at Miami 34, NE 24 .....-10
at NE 17, Miami 6 .....+11
1984—at Miami 28, NE 7 .....-21
Miami 44, at NE 24 .....-20
1985—at NE 17, Miami 13 .....+4
at Miami 30, NE 27 .....-3
**NE 31, at Miami 14 .....+17
1986—at NE 34, Miami 7 .....+27
NE 34, at Miami 27 .....+7
1987—at NE 28, Miami 21 .....+7
NE 24, at Miami 10 .....+14
1988—at NE 21, Miami 10 .....+11
NE 6, at Miami 3 .....+3
1989—Miami 24, at NE 10 .....-14
at Miami 31, NE 10 .....-21
1990—Miami 27, at NE 24 .....-3
at Miami 17, NE 10 .....-7
1991—Miami 20, at NE 10 .....-10
at Miami 30, NE 20 .....-10
1992—at Miami 38, NE 17 .....-21
Miami 16, at NE 13 (OT) .....-3
1993— at Miami 17, NE 13 .....-4
at NE 33, Miami 27 (OT) .....+6
1994— at Miami 39, NE 35 .....-4
Miami 23, at NE 3 .....-20
1995— Miami 20, at NE 3 .....-17
NE 34, at Miami 17 .....+17
1996—at Miami 24, NE 10 .....-14
at NE 42, Miami 23 .....+19
1997—at NE 27, Miami 24 .....+3
NE 14, at Miami 12 .....+2
*at NE 17, Miami 3 .....+14
1998—at Miami 12, NE 9 (OT) .....-3
at NE 26, Miami 23 .....+3
1999—Miami 31, at NE 30 .....-1
at Miami 27, NE 17 .....-10
*AFC First Round Playoff
**AFC Championship
(Points—Miami 1,565, Patriots 1,353)

PATRIOTS 4, MINNESOTA 3
1970—Minnesota 35, at NE 14 .....-21
1974—NE 17, at Minnesota 14 .....+3
1979—at NE 27, Minnesota 23 .....+4
1988—at Minnesota 36, NE 6 .....-30
1991—at NE 26, Minnesota 23 (OT) .....+3
1994—at NE 26, Minnesota 20 (OT) .....+6
1997—at Minnesota 23, NE 18 .....-5
(Points—Minnesota 174, Patriots 134)

PATRIOTS 6, NEW ORLEANS 3
1972—NE 17, at New Orleans 10 .....+7
1976—at NE 27, New Orleans 6 .....+21
1980—NE 38, at New Orleans 27 .....+11
1983—at NE 7, New Orleans 0 .....+7
1986—NE 21, at New Orleans 20 .....+1
1989—New Orleans 28, at NE 24 .....-4
1992—New Orleans 31, at NE 14 .....-17
1995—New Orleans 31, at NE 17 .....-14
1998—NE 30, at New Orleans 27 .....+3
(Points—Patriots 195, New Orleans 180)

PATRIOTS 3, NY GIANTS 3
1970—NY Giants 16, at NE 0 .....-16
1974—NE 28, at NY Giants 20 .....+8
1987—at NY Giants 17, NE 10 .....-7
1990— NY Giants 13, at NE 10 .....-3
1996—NE 23, at NY Giants 22 .....+1
1999—at NE 16, NY Giants 14 .....+2
(Points—NY Giants 102, Patriots 87)

NY JETS 43, PATRIOTS 36 (1 tie)
1960—NE 28, at New York 24 .....+4
at NE 38, New York 21 .....+17
1961—New York 21, at NE 20 .....-1
at New York 37, NE 30 .....-7
1962—NE 43, at New York 14 .....+29
at NE 24, New York 17 .....+7
1963—at NE 38, New York 14 .....+24
at New York 31, NE 24 .....-7
1964—at NE 26, New York 10 .....+16
at New York 35, NE 14 .....-21
1965—New York 30, at NE 20 .....-10
NE 27, at New York 23 .....+4
1966—at NE 24, New York 24 .....tie
at New York 38, NE 28 .....-10
1967—at New York 30, NE 23 .....-7
New York 29, at NE 24 .....-5
1968—New York 47, NE 31 .....-16
(at Birmingham)
at New York 48, NE 14 .....-34
1969—New York 23, at NE 14 .....-9
at New York 23, NE 17 .....-6
1970—New York 31, at NE 21 .....-10
at New York 17, NE 3 .....-14
1971—at NE 20, New York 0 .....+20
at New York 13, NE 6 .....-7
1972—New York 41, at NE 13 .....-28
at New York 34, NE 10 .....-24
1973—New York 9, at NE 7 .....-2
at New York 33, NE 13 .....-20
1974—NE 24, at New York 0 .....+24
New York 21, at NE 16 .....-5

SERIES RESULTS (CONT.)

NY JETS 43, PATRIOTS 36 (1 tie) Cont.
1975—at New York 36, NE 7 .....-29
New York 30, at NE 28 .....-2
1976—at NE 41, New York 7 .....+34
NE 38, at New York 24 .....+14
1977—at New York 30, NE 27 .....-3
at NE 24, New York 13 .....+11
1978—at NE 55, New York 21 .....+34
NE 19, at New York 17 .....+2
1979—at NE 56, New York 3 .....+53
at New York 27, NE 26 .....-1
1980—NE 21, at New York 11 .....+10
at NE 34, New York 21 .....+13
1981—at New York 28, NE 24 .....-4
New York 17, at NE 6 .....-11
1982—New York 31, at NE 7 .....-24
1983—at NE 23, New York 13 .....+10
at New York 26, NE 3 .....-23
1984—NE 28, at New York 21 .....+7
at NE 30, New York 20 .....+10
1985—at NE 20, New York 13 .....+7
at New York 16, NE 13 (OT) .....-3
*NE 26, at New York 14 .....+12
1986—NE 20, at New York 6 .....+14
New York 31, at NE 24 .....-7
1987—at New York 43, NE 24 .....-19
at NE 42, New York 20 .....+22
1988—at NE 28, New York 3 .....+25
NE 14, at New York 13 .....+1
1989—NE 27, at New York 24 .....+3
New York 27, at NE 26 .....-1
1990—New York 37, at NE 13 .....-24
at New York 42, NE 7 .....-35
1991—New York 28, at NE 21 .....-7
NE 6, at New York 3 .....+3
1992— at New York 30, NE 21 .....-9
at NE 24, New York 3 .....+21
1993— at New York 45, NE 7 .....-38
New York 6, at NE 0 .....-6
1994— at New York 24, NE 17 .....-7
at NE 24, New York 13 .....+11
1995— NE 20, at New York 7 .....+13
at NE 31, New York 28 .....+3
1996— NE 31, at New York 27 .....+4
at NE 34, New York 10 .....+24
1997— at NE 27, New York 24 (ot) ....+3
at New York 24, NE 19 .....-5
1998—New York 24, at NE 14 .....-10
at New York 31, at NE 10 .....-21
1999—NE 30, at New York 28 .....+2
New York 24, at NE 17 .....-7
*AFC Wildcard Game
(Points—NY Jets 1,802, Patriots 1,774)

RAIDERS 14, PATRIOTS 13 (1 tie)
1960—At Oakland 27, NE 14 .....-13
at NE 34, Oakland 28 .....+6
1961—at NE 20, Oakland 17 .....+3
NE 35, at Oakland 21 .....+14
1962—at NE 26, Oakland 16 .....+10
at Oakland 20, NE 0 .....-20
1963—NE 20, at Oakland 14 .....+6
at NE 20, Oakland 14 .....+6
1964—NE 17, at Oakland 14 .....+3
at NE 43, Oakland 43 .....tie
1965—Oakland 24, at NE 10 .....-14
at Oakland 30, NE 21 .....-9
1966—at NE 24, Oakland 21 .....+3
1967—at Oakland 35, NE 7 .....-28
Oakland 48, at NE 14 .....-34
1968—at Oakland 41, NE 10 .....-31
1969—Oakland 38, at NE 23 .....-15
1971—at NE 20, Oakland 6 .....+14
1974—at Oakland 41, NE 26 .....-15
1976—at NE 48, Oakland 17 .....+31
*at Oakland 24, NE 21 .....-3
1978—NE 21, at Oakland 14 .....+7
1981—at Oakland 27, NE 17 .....-10
1985—Los Angeles 35, at NE 20 ....-15
*NE 27, at Los Angeles 20 .....+7
1987—at NE 26, Los Angeles 23 .....+3
1989—at Los Angeles 24, NE 21 .....-3
1994—Los Angeles 21, at NE 17 .....-4
*AFC Divisional Playoff
(Points—Raiders 703, Patriots 602)

PHILADELPHIA 6, PATRIOTS 2
1973—at Philadelphia 24, NE 23 .....-1
1977—at NE 14, Philadephia 6 .....+8
1978—at NE 24, Philadephia 14 .....+10
1981—at Philadelphia 13, NE 3 .....-10
1984—at Philadelphia 27, NE 17 .....-10
1987—Philadelphia 34, at NE 31 (OT) ..-3
1990—at Philadelphia 48, NE 20 .....-28
1999—at Philadelphia 24, NE 9 .....-15
(Points—Philadelphia 190, Patriots 141)

PITTSBURGH 12, PATRIOTS 5
1972— at Pittsburgh 33, NE 3 .....-30
1974— Pittsburgh 21, at NE 17 .....-4
1976— NE 30, at Pittsburgh 27 .....+3
1979— Pittsburgh 16, at NE 13 (OT) .. -3
1981— at Pittsburgh 27, NE 21 (OT) .. -6
1982— at Pittsburgh 37, NE 14 .....-23
1983— NE 28, at Pittsburgh 23 .....+5
1986— NE 34, at Pittsburgh 0 .....+34
1989— at Pittsburgh 28, NE 10 .....-28
1990—at Pittsburgh 24, NE 3 .....-21
1991— at Pittsburgh 20, NE 6 .....-14
1993— at Pittsburgh 17, NE 14 .....-3
1995— at Pittsburgh 41, NE 27 .....-14
1996— *at NE 28, Pittsburgh 3 .....+25
1997— Pittsburgh 24, at NE 21 (ot) ....-3
*at Pittsburgh 7, NE 6 .....-1
1998—NE 23, at Pittsburgh 9 .....+14
*AFC Divisional Playoff
(Points—Pittsburgh 357, Patriots 298)

PATRIOTS 16, SAN DIEGO 12 (2 ties)
1960—NE 35, at Los Angeles 0 .....+35
Los Angeles 45, at NE 16 ....-29
1961—San Diego 38, at NE 27 .....-11
NE 41, at San Diego 0 .....+41
1962—at NE 24, San Diego 20 .....+4
NE 20, at San Diego 14 .....+6
1963—at San Diego 17, NE 13 .....-4
San Diego 7, at NE 6 .....-1
*at San Diego 51, NE 10 ....-41
1964—NE 33, at San Diego 28 .....+5
San Diego 26, at NE 17 .....-9
1965—at NE 13, San Diego 13 .....tie
NE 22, at San Diego 6 .....+16
1966—at San Diego 24, NE 0 .....-24
at NE 35, San Diego 17 .....+18
1967—at San Diego 28, NE 14 .....-14
NE 31, at San Diego 31 .....tie
1968—San Diego 27, at NE 17 .....-10
1969—San Diego 13, at NE 10 .....-3
at San Diego 28, NE 18 .....-10
1970—San Diego 16, at NE 14 .....-2
1973—at NE 30, San Diego 14 .....+16
1975—NE 33, at San Diego 19 .....+14
1977—NE 24, at San Diego 20 .....+4
1978—at NE 28, San Diego 23 .....+5
1979—at NE 27, San Diego 21 .....+6
1983—at NE 37, San Diego 21 .....+16
1994—at NE 23, San Diego 17 .....+6
1996—NE 45, at San Diego 7 .....+38
1997—at NE 41, San Diego 7 .....+34
*AFL Championship Game
(Points—Patriots 704, San Diego 598)

SAN FRANCISCO 7, PATRIOTS 2
1971—at San Francisco 27, NE 10 ....-17
1975—at NE 24, San Francisco 16 .....+8
1980—at San Francisco 21, NE 17 .....-4
1983—San Francisco 33, at NE 13 ....-20
1986—San Francisco 29, at NE 24 .....-5
1989—*San Francisco 37, NE 20 ..... -17
(at Palo Alto)
1992—San Francisco 24, at NE 12 .....-12
1995—San Francisco 28, at NE 3 .....-25
1998—at NE 24, San Francisco 21 .....+3
(Points—San Francisco 236, Patriots 147)

SEATTLE 7, PATRIOTS 6
1977—at NE 31, Seattle 0 .....+31
1980—NE 37, at Seattle 31 .....+6
1982—NE 16, at Seattle 0 .....+16
1983—at Seattle 24, NE 6 .....-18
1984—at NE 38, Seattle 23 .....+15
1985—NE 20, at Seattle 13 .....+7
1986—Seattle 38, at NE 31 .....-7
1988—at NE 13, Seattle 7 .....+6
1989—Seattle 24, at NE 3 .....-21
1990—Seattle 33, at NE 20 .....-13
1992—Seattle 10, at NE 6 .....-4
1993—Seattle 17, at NE 14 .....-3
at Seattle 10, NE 9 .....-1
(Points—Patriots 244, Seattle 230)

ST. LOUIS RAMS 4, PATRIOTS 3
1974—at NE 20, Los Angeles 14 .....+6
1980—Los Angeles 17, at NE 14 .....-3
1983—NE 21, at Los Angeles 7 .....+14
1986—NE 30, at Los Angeles 28 .....+2
1989—Los Angeles 24, at NE 20 .....-4
1992—at Los Angeles 14, NE 0 .....-14
1998—at St. Louis 32, NE 18 .....-14
(Points—Rams 136, Patriots 123)

PATRIOTS 3, TAMPA BAY 1
1976—NE 31, at Tampa Bay 14 .....+17
1985—NE 32, at Tampa Bay 14 .....+18
1988—at NE 10, Tampa Bay 7 (ot) .....+3
1997—at Tampa Bay 27, NE 7 .....-20
(Points—Patriots 80, Tampa Bay 62)

PATRIOTS 18, TENNESSEE 15 (1 tie)
1960—Houston 24, at NE 10 .....-14
at Houston 37, NE 21 .....-16
1961—at NE 31, Houston 31 .....tie
at Houston 27, NE 15 .....-12
1962—at NE 34, Houston 21 .....+13
at Houston 21, NE 17 .....-4
1963—at NE 45, Houston 3 .....+42
NE 46, at Houston 28 .....+18
1964—at NE 25, Houston 24 .....+1
NE 34, at Houston 17 .....+17
1965—at Houston 31, NE 10 .....-21
at NE 42, Houston 14 .....+28
1966—at NE 27, Houston 21 .....+6
NE 38, at Houston 14 .....+24
1967—at NE 18, Houston 7 .....+11
at Houston 27, NE 6 .....-21
1968—Houston 16, at NE 0 .....-16
at Houston 45, NE 17 .....-28
1969—at NE 24, Houston 0 .....+24
at Houston 27, NE 23 .....-4
1971—at NE 28, Houston 20 .....+8
1973—NE 32, at Houston 0 .....+32
1975—Houston 7, at NE 0 .....-7
1978—Houston 26, at NE 23 .....-3
*Houston 31, at NE 14 .....-17
1980—at Houston 38, NE 34 .....-4
1981—at NE 38, Houston 10 .....+28
1982—at NE 29, Houston 21 .....+8
1987—NE 21, at Houston 7 .....+14
1988—at Houston 31, NE 6 .....-25
1989—at NE 23, Houston 13 .....+10
1991—at NE 24, Houston 20 .....+4
1993—Houston 28, at NE 14 .....-14
1998—at NE 27, Tennessee 16 .....+11
*AFC Divisional Playoff
(Points—Patriots 796, Houston 703)

WASHINGTON 5, PATRIOTS 1
1972—at NE 24, Washington 23 .....+1
1978—Washington 16, at NE 14 .....-2
1981—at Washington 24, NE 22 .....-2
1984—Washington 26, at NE 10 .....-16
1990—Washington 25, at NE 10 .....-15
1996—Washington 27, at NE 22 .....-5
(Points—Washington 141, Patriots 102)

PATRIOTS OVERTIME GAMES

The Patriots are 9-17 all-time in regular-season overtime games during their 40-year history. The Patriots are 5-14 when the game is decided by a field goal and 4-3 when a touchdown is the deciding factor. Below is a brief description of each overtime game involving the Patriots.

9/26/77
at Cleveland 30, Patriots 27 L
John Smith sent the game into overtime with a 28-yard field goal with no time remaining in regulation. Cleveland's Don Cockroft capped a 10-play, 53-yard drive with a 35-yard game winning field goal after 4:45 of overtime.

9/03/79
Pittsburgh 16, at Patriots 13 L
Pittsburgh's Matt Bahr drilled a 41-yard field goal to give the Steelers the victory at the 5:10 mark in overtime. The clutch field goal came on Bahr's first professional attempt of his career.

11/25/79
Buffalo 16, at Patriots 13 L
Buffalo's Nick Mike-Mayer kicked a 29-yard field goal 4:45 into overtime to give the Bills the victory.

12/08/80
at Miami 16, Patriots 13 L
Uwe von Schamann kicked his third field goal of the day, a 23-yard game-winner, which gave Miami the three point victory, 3:20 into overtime.

9/27/81
at Pittsburgh 27, Patriots 21 L
The Patriots scored two touchdowns in the fourth quarter to recover from a 21-7 deficit. Unfortunately, Terry Bradshaw hit Lynn Swann with a 24-yard touchdown pass 3:19 into overtime to thwart the Patriots hopes for victory.

11/08/81
Miami 30, at Patriots 27 L
New England's John Smith nailed a 34-yard field goal with 10 seconds remaining in regulation that sent the game into overtime. The Dolphins' Uwe von Schamann kicked a 30-yard field goal, 7:09 into the extra quarter, that gave Miami the victory.

9/04/83
Baltimore 29, at Patriots 23 L
The Colts' Raul Allegre kicked a 33-yard field goal as time expired in the fourth quarter to send the game into overtime. On the first play of overtime, Baltimore's LB Johnnie Cooks picked up a Tony Collins fumble and rumbled 52 yards for the game winning score.

11/24/85
at N.Y. Jets 16, Patriots 13 L
New England's Tony Franklin sent the game into overtime with a 28-yard field goal with 16 seconds remaining in regulation. In the extra session, the Jets' Pat Leahy kicked a 32-yard field goal to give the Jets a 16-13 win.

11/15/87
Dallas 23, at Patriots 17 L
The Cowboys' Roger Ruzik's 20-yard field goal with 28 seconds remaining in regulation tied the game at 17. In overtime, Dallas running back Herschal Walker trotted 60 yards for the game winning touchdown.

11/29/87
Philadelphia 34, at Patriots 31 L
The Patriots scored the final 21 points of regulation to send the game into overtime tied at 31. After 12:16 elapsed in overtime, the Eagles' Paul McFadden connected from 38 yards, on his second field goal attempt in overtime.

12/11/88
at Patriots 10, Tampa Bay 7 W
The Patriots were victorious in overtime for the first time in franchise history, snapping their 10-game overtime losing streak. Jason Staurovsky kicked a 27-yard field goal, 3:08 into overtime, for the win.

10/29/89
Patriots 23, at Indianapolis 20 W
New England's Greg Davis kicked a 51-yard field goal, 9:57 into overtime, for the 23-20 victory. The Colts' Dean Biasucci sent the game into overtime when he kicked a 39-yard field goal with :51 seconds remaining in regulation.

10/20/91
at Patriots 26, Minnesota 23 W
With no time remaining in overtime, New England's Jason Staurovsky nailed a 42-yard field goal that gave the Patriots a 26-23 victory. The field goal attempt was Staurovsky's second of overtime.

12/08/91
at Patriots 23, Indianapolis 17 W
The Patriots scored the games' final 20 points and won their fourth consecutive overtime game. Hugh Millen connected with Ben Coates for a 2-yard touchdown with :07 seconds remaining in regulation and then repeated the feat in overtime when he hit Michael Timpson for the 45-yard game-winning touchdown.

11/15/92
Patriots 37, at Indianapolis 34 W
The Patriots' Charlie Baumann scored the final six points, including the game-winning 18-yard field goal, 11:35 into the extra session. The win snapped the Patriots' nine-game losing streak during the 1992 season. Baumann's 44-yard field goal with two seconds remaining in regulation sent the game into overtime.

PATRIOTS OVERTIME GAMES (CONT.)

12/27/92
Miami 16, at Patriots 13 L
The Dolphins were able to clinch the AFC East crown and a bye in the first round of the playoffs, after they scored the games' final 13 points to win 16-13. Pete Stoyanovich's 35-yard field goal, 6:43 into overtime, propelled the Dolphins to victory.

9/12/93
Detroit 19, at Patriots 16 L
Detroit's Jason Hanson kicked a 38-yard field goal, his fourth of the day, 11:04 into overtime to lift the Lions to victory. Drew Bledsoe threw a 2-yard touchdown pass to Vincent Brisby with two seconds remaining in regulation which sent the game into overtime.

11/07/93
Buffalo 13, at Patriots 10 L
Buffalo's Steve Christie kicked a 27-yard field goal with 14 seconds remaining in regulation to send the contest into overtime. Each team had two opportunities to score in the extra session, and Christie kicked the game winning 32-yard field goal on Buffalo's second chance.

1/02/94
at Patriots 33, Miami 27 W
Drew Bledsoe connected with Michael Timpson for the 36-yard game winning touchdown to cap one of the greatest endings in Patriots history. The lead change four times in the fourth quarter at the two teams combined for 27 points. Miami's Pete Stoyanovich sent the game into overtime with a 24-yard field goal with four second remaining in regulation.

11/13/94
at Patriots 26, Minnesota 20 W
The Patriots completed one of the greatest comebacks in team history, recovering from a 20-0 deficit to defeat the Vikings. New England's Matt Bahr sent the game into overtime when he kicked a 23-yard field goal with 14 seconds remaining. Drew Bedsoe completed a 14-yard touchdown pass to Kevin Turner, 4:10 into overtime, to give the Patriots the victory.

10/29/95
Carolina 20, at Patriots 17 L
The Patriots scored 14 points in the fourth quarter on two Curtis Martin touchdown runs and tied the score at 17. However, the expansion Panthers were victorious when John Kasay booted a 29-yard field goal with 7:52 remaining in the extra period.

9/22/96
at Patriots 28, Jacksonville 25 W
The Patriots jumped out to a 22-0 first half lead but the Jaguars clawed their way back. Jaguars quarterback Mark Brunell's touchdown passes of 51, 41 and 61 yards gave them life in the second half and Mike Hollis' 27-yard field goal in the fourth quarter tied the game at 25. However, Patriots' rookie kicker Adam Vinatieri converted five of six field goal attempts, including a 40-yarder in overtime to give the Patriots the victory.

9/14/97
at Patriots 27, NY Jets 24 W
The Patriots won their third consecutive game to open the 1997 season,27-24, in dramatic fashion when placekicker Adam Vinatieri kicked a 34-yard field goal 6:57 in overtime. The Jets had a chance to win the game at the end of regulation, but defensive end Mike Jones blocked a 29-yard field goal attempt by John Hall with 16 seconds remaining in the game.

12/13/97
Pittsburgh 24, at Patriots 21 L
The Steelers sent the game into overtime on a touchdown pass from Kordell Stewart to Mark Bruener and a two-point conversion. They capitalized on a Drew Bledsoe interception with just over two minutes remaining in the game. In the overtime period, the Steelers won the toss and took their only possession 61 yards downfield to set up the game-winning Norm Johnson field goal.

10/25/98
at Miami 12, Patriots 9 L
The Dolphins scored the game's final six points, including Olindo Mare's game-winning 43-yard kick. New England's Adam Vinatieri accounted for all of the Patriots' nine points, connecting on three of four field goal attempts.

12/26/99
Buffalo 13, Patriots 10 L
The Patriots missed two field goals, one at the end of regulation and one in overtime, and lost to Bufffalo. The Bills scored a touchdown to tie the game at 10 with 4:34 remaining and Steve Christie kicked a 23-yard field goal with 1:51 remaining in overtime for the victory.

YEAR-BY-YEAR ATTENDANCE

Regular Season

	HOME GAMES			AWAY GAMES			SEASON	
YEAR	GMS	ATTENDANCE	AVG.	GMS	ATTENDANCE	AVG.	TOTALS	AVG.
1960	7	118,260	16,894	7	110,316	15,759	228,576	16,327
1961	7	115,610	16,516	7	129,984	18,569	245,594	17,542
1962	7	150,626	21,518	7	170,983	24,426	321,609	22,972
1963	7	169,870	24,267	7	143,936	20,562	313,806	22,415
1964	7	199,652	28,522	7	175,246	25,035	374,898	26,778
1965	7	143,098	20,443	7	245,485	35,069	388,583	27,756
1966	7	190,138	27,163	7	240,668	34,381	430,806	30,772
1967*	6	138,861	23,144	8	287,279	35,910	426,140	30,439
1968**	7	156,459	22,351	7	289,204	41,315	445,663	31,833
1969	7	149,412	21,345	7	284,587	40,655	433,999	31,000
1970	7	245,537	35,077	7	361,842	51,692	607,379	43,384
1971	7	411,109	58,730	7	383,143	54,735	794,252	56,732
1972	7	426,993	60,999	7	402,159	57,451	829,152	59,225
1973	7	410,443	58,635	7	416,805	59,544	827,248	59,089
1974	7	420,903	60,129	7	411,595	58,799	832,498	59,464
1975	7	411,490	58,784	7	379,112	54,159	790,602	56,472
1976	7	378,994	54,142	7	387,432	55,347	766,426	54,745
1977	7	415,959	59,423	7	399,419	57,060	815,378	58,241
1978	8	478,978	59,872	8	455,679	56,960	934,657	58,416
1979	8	473,141	59,143	8	502,492	62,812	975,633	60,977
1980	8	458,283	57,285	8	442,001	55,250	900,284	56,268
1981	8	414,741	51,843	8	413,073	51,634	827,814	51,738
1982@	4	149,188	37,297	5	231,781	46,356	380,969	42,330
1983	8	370,958	46,370	8	416,024	52,003	786,982	49,186
1984	8	392,275	49,034	8	468,464	58,558	860,739	53,796
1985	8	438,817	54,852	8	458,341	57,293	897,158	56,072
1986	8	477,688	59,711	8	537,779	67,222	1,015,467	63,467
1987@	8	374,302	46,788	7	431,739	61,677	806,041	53,736
1988	8	438,627	54,828	8	400,372	50,047	838,999	52,437
1989	8	388,522	48,565	8	494,981	61,873	883,503	55,219
1990	8	311,623	38,953	8	417,304	52,163	728,927	45,558
1991	8	303,116	37,890	8	433,249	54,156	736,365	46,023
1992	8	308,409	38,551	8	430,820	53,853	739,229	46,202
1993	8	362,964	45,371	8	443,708	55,464	806,672	50,417
1994	8	472,718	59,090	8	481,673	60,209	954,391	59,649
1995	8	466,743	58,343	8	504,373	63,047	971,116	60,695
1996	8	468,301	58,538	8	522,829	65,354	991,130	61,946
1997	8	477,431	59,679	8	547,518	68,440	1,024,949	64,059
1998	8	475,828	59,479	8	516,846	64,606	992,674	62,042
1999	8	461,624	57,703	8	553,917	69,240	1,015,541	63,471
Totals	**297**	**13,617,691**	**45,851**	**299**	**15,324,158**	**51,251**	**28,941,849**	**48,560**

Postseason

YEAR	GMS	ATTENDANCE	AVG.	GMS	ATTENDANCE	AVG.	TOTAL	AVG.
1963	-	-		2	64,314	32,157	64,314	32,157
1976	-	-		1	54,037	54,037	54,037	54,037
1978	1	61,297	61,297	-	-		61,297	61,297
1982	-	-		1	68,842	68,842	68,842	68,842
1985	-	-		4	308,690	77,173	308,690	77,173
1986	-	-		1	76,105	76,105	76,105	76,105
1994	-	-		1	77,452	77,452	77,452	77,452
1996	2	120,378	60,189	1	72,301	72,301	192,679	64,226
1997	1	60,041	60,041	1	61,228	61,228	121,269	60,635
1998	-	-	-	1	72,559	72,559	72,559	72,559
Totals	**4**	**241,716**	**60,429**	**13**	**855,528**	**65,810**	**1,097,244**	**64,544**
GRAND TOTALS	**301**	**13,859,407**	**46,045**	**312**	**16,179,686**	**51,858**	**30,039,093**	**49,003**

*game vs. Chargers was moved to San Diego due to a World Series scheduling conflict at Fenway Park.
**game vs. the Jets was moved to Birmingham, Ala. due to a scheduling conflict at Fenway Park.
Neutral site counted as a "home" game for the Patriots. @1982 and 1987 season were shortened due to player strikes.

1960 FINAL OFFENSIVE STATISTICS (5-9)

Head Coach: Lou Saban 5-9-0 • Fourth in AFL-East • Home Stadium: Boston University Field

DATE	W/L	SCORE	OPPONENT	ATTENDANCE
9/09	L	10-13	Denver	21,597
9/17	W	28-24	at New York	19,200
9/23	L	0-13	Buffalo	20,732
10/08	W	35- 0	at Los Angeles	18,226
10/16	L	14-27	Oakland (at S.F.)	11,500
10/23	L	24-31	at Denver	12,683
10/28	L	16-45	Los Angeles	13,988
11/04	W	34-28	Oakland	8,446
11/11	W	38-21	New York	11,653
11/18	W	42-14	Dallas	14,721
11/25	L	10-24	Houston	27,123
12/04	L	14-38	at Buffalo	14,335
12/11	L	0-34	at Dallas	12,000
12/18	L	21-37	at Houston	22,352

Team Statistics

	PATS	OPP
TOTAL FIRST DOWNS	**234**	**237**
By Rushing	86	78
By Passing	126	135
By Penalty	22	24
TOTAL NET YARDS	**4116**	**4255**
Avg. per Game	294.0	303.9
Total Offensive Plays	874	935
Avg. per Play	4.7	4.6
NET YARDS RUSHING	**1512**	**1513**
Total Rushing Plays	363	477
Avg. per Rush	4.2	3.2
Avg. per Game	108.0	108.1
NET YARDS PASSING	**2604**	**2742**
Avg. per Game	186.0	195.0
Sacked/Yards Lost	36/261	29/219
Gross Yards Passing	2865	2958
Att./Completions	475/223	429/210
Completion Pct.	46.9	49.0
Had Intercepted	23	25
PUNTS/AVERAGE	**78/35.8**	**74/37.2**
PENALTIES/YARDS	**69/730**	**77/825**
FUMBLES/BALLS LOST	**36/22**	**41/20**
TOUCHDOWNS	**37**	**46**
Rushing	11	21
Passing	25	19
Returns	1	6

Score by Periods	1	2	3	4	OT	Total
Patriots	85	47	117	37	--	286
Opponents	36	119	89	105	--	349

SCORING	TD	Ru	Pa	Rt	PAT	FG	S	TP
Cappelletti	0	0	0	0	33/36	8/22	0	60
Colclough	9	0	9	0	0/0	0/0	0	54
Christy	6	4	2	0	0/0	0/0	0	36
Lofton	4	0	4	0	0/0	0/0	0	24
Miller	3	1	2	0	0/0	0/0	0	18
Johnson	3	0	3	0	0/0	0/0	0	18
Stephens	3	0	3	0	0/0	0/0	0	18
Crawford	2	2	0	0	0/0	0/0	0	14
Songin	2	2	0	0	0/0	0/0	0	12
Beach	1	0	1	0	0/0	0/0	0	6
Burton	1	1	0	0	0/0	0/0	0	6
Livingston	1	1	0	0	0/0	0/0	0	6
Shonta	1	0	0	1	0/0	0/0	0	6
Wells	1	0	1	0	0/0	0/0	0	6
Team	0	0	0	0	0/0	0/0	1	2
Cudzik	0	0	0	0	0/0	0/1	0	0
PATRIOTS	**37**	**11**	**25**	**1**	**33/36**	**8/23**	**1**	**286**
Opponent	**46**	**21**	**19**	**6**	**43/46**	**10/27**	**0**	**349**

Cappelletti 30/32 PAT kick, 3/4 PAT run
Opponents 43/46 PAT kick, 0/0 others
2-pt conv.: Cappelletti 3-4, Crawford 1-1. Patriots: 4-5, Opp.: 0-0.

RUSHING	NO	YDS	AVG	LG	TD
Miller	101	416	4.2	33	1
Christy	78	363	4.7	48	4
Burton	66	280	4.3	77	1
Crawford	51	238	4.7	39t	2
Wells	14	59	4.2	13	0
Greene	7	44	6.3	21	0
Songin	11	40	3.6	20	2
Garron	8	27	3.4	9	0
Crouthamel	4	16	4.0	6	0
Livingston	10	16	1.6	5	1
Washington	2	10	5.0	7	0
White	5	7	1.4	5	0
Beach	6	-4	-0.7	3	0
Patriots	**363**	**1512**	**4.2**	**77**	**11**
Opponents	**477**	**1513**	**3.2**	**--**	**21**

RECEIVING	NO	YDS	AVG	LG	TD
Colclough	49	666	13.6	61	9
Miller	29	284	9.8	48t	2
Christy	26	268	10.3	53	2
Stephens	22	320	14.5	53	3
Burton	21	196	9.3	35	0
Lofton	19	360	18.9	39	4
Wells	14	206	14.7	78	1
Johnson	11	186	16.9	51t	3
Crawford	10	92	9.2	40	0
Beach	9	132	14.7	51t	1
Green	3	52	17.3	31	0
White	2	24	12.0	13	0
Atchason	2	22	11.0	14	0
Long	2	10	5.0	5	0
Cappelletti	1	28	28.0	28	0
Cudzik	1	11	11.0	11	0
Garron	1	8	8.0	8	0
Livingston	1	0	0.0	0	0
Patriots	**223**	**2865**	**12.8**	**78**	**25**
Opponents	**210**	**2958**	**14.1**	**--**	**19**

INTERCEPTIONS	NO	YDS	AVG	LG	TD
Cappelletti	4	68	17.0	27	0
Jacobs	4	26	6.5	14	0
Bruney	3	35	11.7	18	0
Washington	3	13	4.3	13	0
O'Hanley	3	1	0.3	1	0
Shonta	2	101	50.5	52	0
Soltis	2	33	16.5	33	0
Rudolph	2	13	6.5	13	0
Dee	1	14	14.0	14	0
Brown	1	8	8.0	8	0
Patriots	**25**	**312**	**12.5**	**52**	**0**
Opponents	**23**	**336**	**14.6**	**66t**	**3**

PUNTING	NO	YDS	AVG	LG	BLK
Greene	61	2253	36.9	66	1
Washington	17	539	31.7	48	0
Patriots	**78**	**2792**	**35.8**	**66**	**1**
Opp.	**74**	**2750**	**37.2**	**--**	**1**

PUNT RETURNS	NO	YDS	AVG	LG	TD
Wells	12	66	5.6	19	0
Christy	8	73	9.1	29	0
Bruney	4	31	7.7	19	0
Beach	1	21	21.0	21	0
Cappelletti	1	3	3.0	3	0
Burton	1	0	0.0	0	0
Patriots	**27**	**194**	**7.2**	**29**	**0**
Opponents	**21**	**361**	**17.2**	**--**	**3**

KICK RETURNS	NO	YDS	AVG	LG	TD
Christy	24	617	25.7	52	0
Wells	11	275	28.5	33	0
Beach	7	146	20.7	33	0
Burton	4	161	40.3	59	0
Cappelletti	4	100	25.0	37	0
Bruney	2	39	19.5	20	0
Crouthamel	2	27	13.5	15	0
Garron	1	21	21.0	21	0
Smith	1	13	13.0	13	0
Hunt	1	8	8.0	8	0
DeLucca	1	8	8.0	8	0
Livingston	1	3	3.0	3	0
Greene	1	3	3.0	3	0
Patriots	**60**	**1421**	**23.7**	**59**	**0**
Opponents	**50**	**1123**	**22.5**	**--**	**1**

Sacks: Rudolph 3.0, Dee 2.5, Jacobs 2.0, Sardisco 2.0, Addison 1.0, Hauser 0.5, Team 8.0.

FIELD GOALS	1-19	20-29	30-39	40-49	50+
Cappelletti	1-1	4-5	3-6	0-9	0-1
Cudzik	--	--	--	0-1	--
Patriots	**1-1**	**4-5**	**3-6**	**0-10**	**0-1**
Opp.	**4-4**	**3-6**	**1-6**	**2-11**	**0-0**

Cappelletti: (34G) () (50N) (23G,33G) (47N) (12G,48N,42N) (38N,48B) (42N, 37N,27G,27G) (39N,30G,45B,43N) () (20G,40N) (43N,27N) (48N) ()

Opponents: () (23G) (38N) () (40N)(42N, 47N, 9G) (35B,41N,18G) (47N,38N) (44N) (42N) (35N,20N,32N,16G) (27N,45G) (28N,42N,24G, 49N, 46G) (32G,26G,10G).

1960 AFL Eastern Conference

TEAM	W	L	T	PCT.	PF	PA
Houston	10	4	0	.714	379	285
N.Y. Titans	7	7	0	.500	382	399
Buffalo	5	8	1	.385	296	303
Patriots	**5**	**9**	**0**	**.357**	**286**	**349**

AFL Championship: at Houston Oilers 24, LA Chargers 16

1960 Coaching Staff: Joe Collier, Defensive Backfield, Mike Holovak, Offensive Backfield, Red Miller, Offensive Line, Jerry Smith, Defensive Line.

PASSING	ATT	CMP	YARDS	CMP%	YDS/ATT	TD	TD%	INT	INT%	LG	SK/YDS	RATING
Songin	392	187	2476	47.7	6.32	22	5.6	15	3.8	78	--/--	71.0
Greene	63	27	251	42.9	3.98	1	1.6	6	9.5	31	--/--	20.2
Christy	11	6	94	54.5	8.55	2	18.2	2	18.2	39	--/--	83.1
White	7	3	44	42.9	6.29	0	0.0	0	0.0	23	--/--	64.0
Dimitroff	2	0	0	0.0	0.00	0	0.0	0	0.0	0	--/--	0.0
Patriots	**475**	**223**	**2865**	**46.9**	**6.03**	**25**	**5.3**	**23**	**4.8**	**78**	**36/261**	**64.0**
Opponents	**429**	**210**	**2958**	**49.0**	**6.90**	**19**	**4.4**	**25**	**5.8**	**--**	**29/216**	**62.2**

1961 FINAL OFFENSIVE STATISTICS (9-4-1)

Head Coaches: Lou Saban (2-3), Mike Holovak (7-1-1) • Second in AFL-East • Home Stadium: Boston University Field

DATE	W/L	SCORE	OPPONENT	ATTENDANCE
9/09	L	20-21	NY Titans	16,683
9/16	W	45-17	Denver	14,479
9/23	W	23-21	at Buffalo	21,504
10/01	L	30-37	at NY Titans	15,189
10/07	L	27-38	San Diego	17,748
10/13	T	31-31	Houston	15,070
10/22	W	52-21	Buffalo	9,398
10/29	W	18-17	at Dallas	20,500
11/03	W	28-21	Dallas	25,063
11/12	L	15-27	at Houston	35,649
11/17	W	20-17	Oakland	17,169
12/03	W	28-24	at Denver	9,303
12/09	W	35-21	at Oakland	6,500
12/17	W	41-0	at San Diego	21,339

Team Statistics

	PATS	OPP
TOTAL FIRST DOWNS	**238**	**243**
By Rushing	93	72
By Passing	120	151
By Penalty	25	20
TOTAL NET YARDS	**4214**	**4123**
Avg. per Game	301.0	294.5
Total Offensive Plays	936	967
Avg. per Play	4.5	4.3
NET YARDS RUSHING	**1675**	**1041**
Total Rushing Plays	389	350
Avg. per Rush	4.3	3.0
Avg. per Game	119.6	74.4
NET YARDS PASSING	**2539**	**3082**
Avg. per Game	181.4	220.1
Sacked/Yards Lost	33/256	44/408
Gross Yards Passing	2795	3490
Att./Completions	420/206	479/241
Completion Pct.	49.0	50.3
Had Intercepted	21	22
PUNTS/AVERAGE	**64/37.6**	**71/40.7**
PUNT RETURN/AVG	**32/13.0**	**15/16.3**
PENALTIES/YARDS	**64/659**	**67/662**
FUMBLES/BALLS LOST	**24/9**	**36/20**
TOUCHDOWNS	**52**	**41**
Rushing	15	9
Passing	29	27
Returns	8	5

Score by Periods	1	2	3	4	OT	Total
Patriots	98	98	118	99	—	413
Opponents	45	109	51	108	—	313

SCORING	TD	Ru	Pa	Rt	PAT	FG	S	TP
Cappelletti	8	0	8	0	48/50	17/32	0	147
Lott	11	5	6	0	0/0	0/0	0	66
Colclough	9	0	9	0	0/0	0/0	0	54
Garron	6	2	3	1	0/0	0/0	0	36
Parilli	5	5	0	0	1/1	0/0	0	32
Webb	4	0	0	4	0/0	0/0	0	24
Stephens	3	0	2	1	0/0	0/0	0	18
Burton	3	2	0	1	0/0	0/0	0	18
Johnson	1	0	1	0	0/0	0/0	0	6
Moore	1	0	0	1	0/0	0/0	0	6
Yewcic	1	1	0	0	0/0	0/0	0	6
Songin	0	0	0	0	0/1	0/0	0	0
PATRIOTS	**52**	**15**	**29**	**8**	**49/52**	**17/32**	**0**	**413**
Opponent	**41**	**9**	**27**	**5**	**40/41**	**9/23**	**0**	**313**

2-pt conv.: Parilli 1-1, Songin 0-1. Patriots 1-2, Opp.. 0-1.

RUSHING	NO	YDS	AVG	LG	TD
Lott	100	461	4.6	38	5
Garron	69	389	5.6	85t	2
Burton	82	260	3.2	43	2
Parilli	38	183	4.8	24	5
Crawford	41	148	3.6	34	0
West	26	90	3.5	31	0
Yewcic	11	51	4.6	13	1
Songin	8	39	4.9	11	0
Colclough	3	37	12.3	16	0
Schwedes	10	14	1.4	5	0
Washington	1	3	3.0	3	0
Patriots	**389**	**1675**	**4.3**	**85t**	**15**
Opponents	**350**	**1041**	**3.0**	**--**	**9**

RECEIVING	NO	YDS	AVG	LG	TD
Cappelletti	45	768	17.1	53	8
Colclough	42	757	18.0	58t	9
Lott	32	333	10.4	47	6
Garron	24	341	14.2	51t	2
Stephens	19	186	9.8	31	2
Burton	13	115	8.8	45	0
Crawford	9	85	9.4	25	0
Johnson	9	82	9.1	21	1
Yewcic	6	56	9.3	46	0
West	5	42	8.4	18	0
Schwedes	1	21	21.0	21	0
Shonta	1	9	9.0	9	0
Patriots	**206**	**2795**	**13.6**	**58t**	**29**
Opponents	**241**	**3490**	**14.5**	**75t**	**27**

INTERCEPTIONS	NO	YDS	AVG	LG	TD
Webb	5	153	30.6	59	2
Washington	4	45	11.3	33	0
Addison	4	17	4.3	10	0
Bruney	2	20	10.0	12	0
Robotti	2	18	9.0	11	0
Hall	2	12	6.0	12	0
Beach	1	37	37.0	37	0
Loudd	1	12	12.0	12	0
Shonta	1	12	12.0	12	0
Patriots	**22**	**326**	**14.8**	**59**	**2**
Opponents	**21**	**198**	**9.4**	**38**	**1**

PUNTING	NO	YDS	AVG	LG	BLk
Yewcic	64	2406	37.6	64	2
Patriots	**64**	**2406**	**37.6**	**64**	**2**
Opp.	**71**	**2887**	**40.7**	**70**	**2**

PUNT RETURNS	NO	YDS	AVG	LG	TD
Bruney	23	109	4.7	11	0
Burton	8	128	16.0	62	0
Lott	1	8	8.0	8	0
Patriots	**32**	**245**	**13.0**	**62**	**0**
Opponents	**15**	**245**	**16.3**	**55**	**2**

KICK RETURNS	NO	YDS	AVG	LG	TD
Garron	16	438	27.4	89	1
Burton	15	401	26.7	91t	1
West	7	191	27.3	37	0
Long	4	24	6.0	11	0
Beach	2	38	19.0	20	0
Webb	1	21	21.0	21	0
Ratkowske	1	17	17.0	17	0
Stephens	1	6	6.0	6	0
Schwedes	1	0	0.0	0	0
Cudzik	1	0	0.0	0	0
Patriots	**49**	**1136**	**23.2**	**91t**	**2**
Opponents	**53**	**1255**	**23.7**	**90t**	**1**

Sacks: Loudd 7.0, Dee 5.5, Addison 3.5, Hunt 3.0, Klein 2.5, Jacobs 1.0, Robutti 1.0, Hall 0.5, Team 3.0.

FIELD GOALS	1-19	20-29	30-39	40-49	50+
Cappelletti	3-3	3-7	9-14	2-8	0-0
Patriots	**3-3**	**3-7**	**9-14**	**2-8**	**0-0**
Opp.	**4-4**	**4-7**	**1-4**	**0-6**	**0-2**

Cappelletti: (28G,32G,32) (35G) (36G, 35G,27N,46G) (34G,30G,22N,16G,46B) () (42N,17G, 42N) (12G) (24G)(47N,27B) (33G,29N) (29G, 33G,42N) (32B) (32N,35N,40N) (40G,32N,38G).

Opponents: () (34G,27N,52N) () (26G) (10G, 41N,26N) (10G,41N,26N) (35N, 49N,24G) () (25G,42N,32N,38N) (44N) (25G,19G) (16G,60N)(23N,18G,43N, 43N) () ().

1961 AFL Eastern Division

TEAM	W	L	T	PCT.	PF	PA
Houston	10	3	1	.769	513	242
Patriots	**9**	**4**	**1**	**.692**	**413**	**313**
NY Titans	7	7	0	.500	301	390
Buffalo	6	8	0	.429	294	342

AFL Championship: Houston Oilers 10, at San Diego Chargers 3

1961 Coaching Staff: Joe Collier, Defensive Backfield, Mike Holovak, Offensive Backfield, Red Miller, Offensive Line, Jerry Smith, Defensive Line.

PASSING	ATT	CMP	YARDS	CMP%	YDS/ATT	TD	TD%	INT	INT%	LG	SK/YDS	RATING
Songin	212	98	1429	46.2	6.74	14	6.6	9	4.2	58t	—/—	73.2
Parilli	198	104	1314	52.5	6.64	13	6.6	9	4.5	53	—/—	76.8
Yewcic	8	3	25	37.5	3.13	1	12.5	2	25.0	18t	—/—	46.4
Cappelletti	1	1	27	100.0	27.00	1	100.0	0	0.0	27t	—/—	531.3
Burton	1	0	0	0.0	0.00	0	0.0	1	0.0	0	—/—	—
Patriots	**420**	**206**	**2795**	**49.0**	**6.65**	**29**	**6.9**	**21**	**5.0**	**58t**	**33/256**	**72.8**
Opponents	**479**	**241**	**3490**	**50.3**	**7.29**	**27**	**5.6**	**22**	**4.6**	**75t**	**44/408**	**73.9**

1962 FINAL OFFENSIVE STATISTICS (9-4-1)

Head Coach: Mike Holovak (9-4-1) • Second in AFL-East • Home Stadium: Boston University Field

DATE	W/L	SCORE	OPPONENT	ATTENDANCE
9/08	L	28-42	at Dallas	32,000
9/16	W	34-21	Houston	32,276
9/21	W	41-16	Denver	21,038
10/06	W	43-14	at NY Titans	14,412
10/12	L	7-27	Dallas	23,874
10/19	W	24-20	San Diego	20,888
10/26	W	26-16	Oakland	12,514
11/03	T	28-28	at Buffalo	33,247
11/11	W	33-29	at Denver	28,187
11/18	L	17-21	at Houston	35,250
11/23	W	21-10	Buffalo	20,021
11/30	W	24-17	NY Titans	20,015
12/09	W	20-14	at San Diego	19,887
12/16	L	0-20	at Oakland	8,000

Team Statistics

	PATS	OPP
TOTAL FIRST DOWNS	**230**	**220**
By Rushing	100	68
By Passing	114	136
By Penalty	16	16
TOTAL NET YARDS	**4736**	**4534**
Avg. per Game	338.3	323.9
Total Offensive Plays	943	982
Avg. per Play	5.0	4.6
NET YARDS RUSHING	**1970**	**1426**
Total Rushing Plays	432	393
Avg. per Rush	4.6	3.6
Avg. per Game	140.7	101.9
NET YARDS PASSING	**2766**	**3108**
Avg. per Game	197.6	222.0
Sacked/Yards Lost	23/164	34/327
Gross Yards Passing	2930	3435
Att./Completions	382/195	450/216
Completion Pct.	51.0	48.0
Had Intercepted	13	25
PUNTS/AVERAGE	**69/38.5**	**79/38.5**
PUNT RETURNS/AVG	**26/5.3**	**11/4.9**
PENALTIES/YARDS	**52/456**	**62/554**
FUMBLES/BALLS LOST	**37/20**	**26/10**
TOUCHDOWNS	**41**	**36**
Rushing	11	14
Passing	25	19
Returns	5	3

Score by Periods	1	2	3	4	OT	Total
Patriots	50	116	78	102	--	346
Opponents	65	104	55	71	--	295

SCORING	TD	Ru	Pa	Rt	PAT	FG	S	TP
Cappelletti	5	0	5	0	38/40	20/37	0	128
Colclough	10	0	10	0	0/0	0/0	0	60
Burton	7	2	4	1	0/0	0/0	0	42
Garron	6	2	3	1	0/0	0/0	0	36
Crawford	4	2	2	0	1/1	0/0	0	26
Yewcic	2	2	0	0	0/0	0/0	0	12
Parilli	2	2	0	0	0/0	0/0	0	12
Romeo	1	0	1	0	0/0	0/0	0	6
Addison	1	0	0	1	0/0	0/0	0	6
King	1	1	0	0	0/0	0/0	0	6
Bruney	1	0	0	1	0/0	0/0	0	6
Hall	1	0	0	1	0/0	0/0	0	6
PATRIOTS	**41**	**11**	**25**	**5**	**39/41**	**20/37**	**0**	**346**
Opponent	**36**	**14**	**19**	**3**	**33/36**	**15/26**	**0**	**295**

2-pt conv.: Crawford 1-1, Patriots 1-1, Opp.. 1-3.

RUSHING	NO	YDS	AVG	LG	TD
Burton	134	548	4.1	59	2
Crawford	139	459	3.3	22	2
Garron	67	392	5.9	41t	2
Yewcic	33	215	6.5	27t	2
Parilli	28	169	6.0	33t	2
King	21	144	6.9	71t	1
Lott	8	34	4.3	11	0
Colclough	1	14	14.0	14	0
Cappelletti	1	-5	-5.0	-5	0
Patriots	**432**	**1970**	**4.6**	**71t**	**11**
Opponents	**393**	**1426**	**3.6**	**--**	**14**

RECEIVING	NO	YDS	AVG	LG	TD
Colclough	40	868	21.7	78t	10
Burton	40	461	11.5	69t	4
Romeo	34	608	17.8	62	1
Cappelletti	34	479	14.0	40	5
Crawford	22	224	10.1	44	2
Garron	18	236	8.4	63t	3
King	5	42	8.4	33	0
Webb	1	11	11.0	11	0
Lott	1	1	1.0	1	0
Patriots	**195**	**2930**	**15.0**	**78t**	**25**
Opponents	**216**	**3435**	**15.9**	**97t**	**19**

INTERCEPTIONS	NO	YDS	AVG	LG	TD
O'Hanley	5	83	16.6	28	0
Felt	5	73	14.6	22	0
Addison	5	42	8.4	16	1
Hall	3	94	31.3	47t	1
Bruney	3	70	23.3	33t	1
Buoniconti	2	3	1.5	3	0
Shonta	2	0	0.0	0	0
Patriots	**25**	**365**	**14.6**	**47**	**3**
Opponents	**13**	**55**	**4.2**	**15**	**1**

PUNTING	NO	YDS	AVG	LG	BLK
Yewcic	69	2654	38.5	56	1
Patriots	**69**	**2654**	**38.5**	**56**	**1**
Opp.	**79**	**3040**	**38.5**	**75**	**0**

PUNT RETURNS	NO	YDS	AVG	LG	TD
Burton	21	122	5.8	22	0
Bruney	3	8	2.7	7	0
Buoniconti	1	8	8.0	8	0
Hall	1	0	0.0	0	0
Patriots	**26**	**138**	**5.3**	**22**	**0**
Opponents	**11**	**54**	**4.9**	**15**	**0**

KICK RETURNS	NO	YDS	AVG	LG	TD
Garron	24	686	28.6	95t	1
Burton	13	238	18.3	42	0
King	9	177	19.7	28	0
Stephens	2	46	23.0	31	0
Crawford	2	24	12.0	18	0
Loudd	1	15	15.0	15	0
Dee	1	14	14.0	14	0
Jacobs	1	0	0.0	0	0
Patriots	**53**	**1200**	**22.6**	**95t**	**1**
Opponents	**64**	**1697**	**26.5**	**93t**	**1**

Sacks: Eisenhauer 5.5, Addison 5.0, Dee 4.0, Richardson 3.0, Rudolph 3.0, Klein 1.5, Bruney 1.0, Buoniconti 1.0, Team 4.0

FIELD GOALS	1-19	20-29	30-39	40-49	50+
Cappelletti	7-9	5-9	7-11	1-6	0-0
Patriots	**7-9**	**5-9**	**7-11**	**1-6**	**0-0**
Opp.	**5-7**	**3-5**	**3-5**	**4-9**	**0-0**

Cappelletti: (46B) (16N,46G,20G) (28G,33G) (28G,12G,38G) (44N,47N) (13G,31N) (25G, 17G,31G,11G) (38N) (35G,37G,18G,14N, 39G) (30N,26G, 20N,26N) (25N) (32G) (29N,18G, 43B, 9G) (37N,44N,32N,26N).

Opponents: () (49N,10N) (37B,18G) () (33G, 26N,24G) (43G,27G) (19G,27N) (14N,46N) (39N,16G,19G,46G,45N) () (36G) (47N,47N,37G) (42G,42G) (19G,21G).

1962 AFL Eastern Division

Team	W	L	T	Pct.	PF	PA
Houston	11	3	0	.786	387	270
Patriots	**9**	**4**	**1**	**.692**	**346**	**295**
Buffalo	7	6	1	.538	309	272
NY Titans	5	9	0	.357	278	423

AFL Championship: Dallas Texans 20, at Houston Oilers 17 (ot)

1962 Coaching Staff: Fred Bruney, Defensive Backfield, Marion Campbell, Defensive Line, Art Spinney, Offensive Line.

PASSING	ATT	CMP	YARDS	CMP%	YDS/ATT	TD	TD%	INT	INT%	LG	SK/YDS	RATING
Parilli	252	140	1988	55.3	7.86	18	7.1	8	3.2	67t	--/--	91.3
Yewcic	126	54	903	42.9	7.17	7	5.6	5	4.0	78t	--/--	69.7
Garron	3	1	39	33.3	13.00	0	0.0	0	0.0	39	--/--	81.9
Patriots	**382**	**195**	**2930**	**51.0**	**7.67**	**25**	**6.5**	**13**	**3.4**	**78t**	**23/164**	**84.1**
Opps.	**450**	**216**	**3435**	**48.0**	**7.63**	**19**	**4.2**	**25**	**5.6**	**97t**	**34/327**	**64.6**

1963 FINAL OFFENSIVE STATISTICS (7-6-1)

Head Coach: Mike Holovak (7-6-1) • First in AFL-East • Home Stadium: Fenway Park

DATE	W/L	SCORE	OPPONENT	ATTENDANCE
9/08	W	38-14 *	NY Jets	24,120
9/14	L	13-17	at San Diego	26,097
9/22	W	20-14	at Oakland	17,131
9/29	L	10-14	at Denver	18,636
10/05	L	24-31	at NY Jets	16,769
10/11	W	20-14	Oakland	26,494
10/18	W	40-21	Denver	25,418
10/26	L	21-28	at Buffalo	29,243
11/01	W	45-3	Houston	31,185
11/10	L	6-7	San Diego	28,402
11/17	T	24-24	Kansas City	17,270
12/01	W	17-7	Buffalo	16,981
12/08	W	46-28	at Houston	23,462
12/14	L	3-35	at Kansas City	12,598
AFL Playoff				
12/28	W	26-8	at Buffalo	33,044
1/05	L	10-51	at San Diego	30,127

* game played at Boston College Alumni Stadium.

Team Statistics

	PATS	OPP
TOTAL FIRST DOWNS	227	222
By Rushing	92	59
By Passing	115	144
By Penalty	20	19
TOTAL NET YARDS	**4201**	**3834**
Avg. per Game	300.1	273.9
Total Offensive Plays	874	842
Avg. per Play	4.8	4.6
NET YARDS RUSHING	**1618**	**1107**
Total Rushing Plays	437	310
Avg. per Rush	3.7	3.6
Avg. per Game	115.6	79.1
NET YARDS PASSING	**2583**	**2727**
Avg. per Game	184.5	194.8
Sacked/Yards Lost	27/233	56/526
Gross Yards Passing	2816	3253
Att./Completions	410/184	476/230
Completion Pct.	44.9	48.3
Had Intercepted	29	29
PUNTS/AVERAGE	**75/38.4**	**88/39.9**
PUNT RETURNS/AVG	**40/9.3**	**25/13.0**
PENALTIES/YARDS	**64/614**	**62/1583**
FUMBLES/BALLS LOST	**29/12**	**27/13**
TOUCHDOWNS	**37**	**35**
Rushing	16	12
Passing	17	21
Returns	4	2

Score by Periods	1	2	3	4	OT	Total
Patriots	60	97	72	98	--	327
Opponents	56	69	59	73	--	257

SCORING	TO	Ru	Pa	Rt	PAT	FG	S	TP
Cappelletti	2	0	2	0	35/36	22/38	0	113
Graham	5	0	5	0	0/0	0/0	0	30
Crump	5	5	0	0	0/0	0/0	0	30
Parilli	5	5	0	0	0/0	0/0	0	30
Garron	4	2	2	0	0/0	0/0	0	24
Lott	4	2	2	0	0/0	0/0	0	24
Colclough	3	0	3	0	0/0	0/0	0	18
Romeo	2	0	2	0	0/0	0/0	0	12
Suci	2	0	0	2	0/0	0/0	0	12
Buoniconti	1	0	0	1	0/0	0/0	0	6
Crawford	1	1	0	0	0/1	0/0	0	6
Yewcic	1	1	0	0	0/0	0/0	0	6
Neumann	1	0	1	0	0/0	0/0	0	6
Hunt	1	0	0	1	0/0	0/0	0	6
Team	0	0	0	0	0/0	0/0	1	2
PATRIOTS	**37**	**16**	**17**	**4**	**35/37**	**22/38**	**1**	**327**
Opponent	**35**	**12**	**21**	**2**	**35/35**	**4/21**	**0**	**257**

2-pt conv.: Crawford 0-1. Patriots 0-1, Opp.: 0-0.

RUSHING	NO	YOS	AVG	LG	TO
Garron	179	750	4.1	47t	2
Crawford	71	233	3.3	19	1
Yewcic	22	161	7.3	46	1
Neumann	44	148	3.4	17	0
Parilli	36	126	3.5	19	5
Crump	49	120	2.5	21	5
Lott	35	78	2.2	7	3
Cappelletti	1	2	2.0	2	0
Patriots	**437**	**1618**	**3.7**	**47t**	**17**
Opponents	**310**	**1107**	**3.6**	**68**	**12**

RECEIVING	NO	YOS	AVG	LG	TO
Colclough	42	693	16.5	56t	3
Cappelletti	34	493	14.5	38	2
Romeo	32	418	13.1	38	3
Garron	26	418	16.0	76t	2
Graham	21	550	26.1	77t	5
Crawford	10	89	8.9	28	0
Neumann	10	48	4.8	16	1
Crump	6	46	7.7	12	0
Lott	3	61	20.3	55t	1
Patriots	**184**	**2816**	**15.3**	**77t**	**17**
Opponents	**230**	**3253**	**14.1**	**74t**	**21**

INTERCEPTIONS	NO	YOS	AVG	LG	TD
Suci	7	277	39.6	98t	2
Addison	4	27	6.7	17	0
Felt	3	81	27.0	35	0
O'Hanley	3	79	26.3	61	0
Buoniconti	3	42	14.0	26	0
Hall	3	24	8.0	14	0
Shonta	3	15	5.0	12	0
Hunt	1	78	78.0	78t	1
Stephens	1	22	22.0	22	0
Eisenhauer	1	0	0.0	0	0
Patriots	**29**	**645**	**22.2**	**98t**	**3**
Opponents	**29**	**353**	**12.2**	**62t**	**1**

PUNTING	NO	YOS	AVG	LG	BLK
Yewcic	75	2880	38.4	65	2
Patriots	**75**	**2880**	**38.4**	**65**	**2**
Opp.	**88**	**3515**	**39.9**	**68**	**1**

PUNT RETURNS	NO	YOS	AVG	LG	TO
Suci	25	233	9.3	22	0
Stephens	14	117	8.3	26	0
Garron	1	23	23.0	23	0
Patriots	**40**	**373**	**9.3**	**26**	**0**
Opponents	**25**	**325**	**13.0**	**61**	**0**

KICK RETURNS	NO	YOS	AVG	LG	TD
Garron	28	693	24.7	58	0
Suci	17	360	21.1	35	0
Crump	3	33	11.0	14	0
Watson	1	9	9.0	9	0
Yates	1	0	0.0	0	0
Patriots	**50**	**1095**	**21.9**	**58**	**0**
Opponents	**68**	**1587**	**23.3**	**47**	**0**

Sacks: Eisenhauer 9.0, Dee 7.0, Buoniconti 6.5, Rudolph 6.0, Antwine 4.0, Addison 2.5, Hall 2.0, Richardson 1.0, Team 8.0.

FIELD GOALS	1-19	20-29	30-39	40-49	50+
Cappelletti	2-3	3-4	12-16	5-14	0-1
Patriots	**2-3**	**3-4**	**12-16**	**5-14**	**0-1**
Opp.	**0-1**	**1-2**	**2-9**	**1-8**	**0-1**

Cappelletti: (47N,31G,44N) (35G,9N, 36G) (46G,47G) (49N,18G) (45N,22G) (37G,32G) (24G,34G,42G,32G) (23B) (48N,40N,37N, 37G) (38N,36G,25G, 37N,55N) (32G,40N, 43N) (41N,43G) (33G,38N,32G,44G) (14G).

Opponents: (39N) (30N,31G) () (43N, 38N, 52N) (36G,38N) () () (40N,42B) (46G) (12N, 48N) (36N,27G,25N,45N) (37N) () (41N,37N, 49N).

1963 AFL Eastern Division

Team	W	L	T	Pct.	PF	PA
Patriots	**7**	**6**	**1**	**.538**	**327**	**257**
Buffalo	7	6	1	.538	304	291
Houston	6	8	0	.429	302	372
NY Jets	5	8	1	.385	249	399

Eastern Division playoff: Boston 26, at Buffalo 8

AFL Championship: at San Diego 51, Boston 10

1963 Coaching Staff: Fred Bruney, Defensive Backfield, Marion Campbell, Defensive Line, Art Spinney, Offensive Line.

PASSING	ATT	CMP	YARDS	CMP%	YDS/ATT	TD	TD%	INT	INT%	LG	SK/YDS	RATING
Parilli	337	153	2345	45.4	6.96	13	3.9	24	7.1	77t	--/--	52.3
Yewcic	70	29	444	41.4	6.34	4	5.7	5	7.1	57t	--/--	52.4
Crawford	2	2	27	100.0	13.5	0	0.0	0	0.0	15	--/--	117.0
Garron	1	0	0	0.0	0.0	0	0.0	0	0.0	0	--/--	0.0
Patriots	**410**	**184**	**2816**	**44.9**	**6.87**	**17**	**4.1**	**29**	**7.1**	**77t**	**27/233**	**52.2**
Opps.	**476**	**230**	**3253**	**48.3**	**6.83**	**21**	**4.4**	**29**	**6.1**	**74t**	**56/526**	**60.1**

1964 FINAL OFFENSIVE STATISTICS (10-3-1)

Head Coach: Mike Holovak (10-3-1) • Second in AFL-East • Home Stadium: Fenway Park

DATE	W/L	SCORE	OPPONENT	ATTENDANCE
9/13	W	17-14	at Oakland	21,126
9/20	W	33-28	at San Diego	20,568
9/27	W	26-10	NY Jets	22,716
10/04	W	39-10	at Denver	15,485
10/09	L	17-26	San Diego	35,096
10/16	T	43-43	Oakland	23,279
10/23	W	24-7	Kansas City	27,400
10/31	L	14-35	at NY Jets	45,003
11/06	W	25-24	Houston	28,161
11/15	W	36-28	at Buffalo	42,308
11/20	W	12-7	Denver	24,979
11/29	W	34-17	at Houston	17,560
12/06	W	31-24	at Kansas City	13,166
12/20	L	14-24	Buffalo	38,021

Team Statistics

	PATS	OPP
TOTAL FIRST DOWNS	**226**	**243**
By Rushing	66	63
By Passing	144	165
By Penalty	16	15
TOTAL NET YARDS	**4527**	**4360**
Avg. per Game	323.4	311.4
Total Offensive Plays	856	933
Avg. per Play	5.1	4.7
NET YARDS RUSHING	**1361**	**1143**
Total Rushing Plays	381	356
Avg. per Rush	3.6	3.2
Avg. per Game	97.2	81.6
NET YARDS PASSING	**3166**	**3217**
Avg. per Game	226.1	229.8
Sacked/Yards Lost	29/301	47/428
Gross Yards Passing	3467	3645
Att./Completions	476/229	530/261
Completion Pct.	48.1	49.2
Had Intercepted	27	31
PUNTS/AVERAGE	**78/38.0**	**82/41.5**
PUNT RETURNS/AVG	**38/7.3**	**24/7.7**
PENALTIES/YARDS	**53/467**	**84/744**
FUMBLES/BALLS LOST	**23/12**	**33/16**
TOUCHDOWNS	**41**	**36**
Rushing	9	10
Passing	31	23
Returns	1	3

Score by Periods	1	2	3	4	OT	Total
Patriots	61	84	98	122	--	365
Opponents	65	81	69	82	--	297

SCORING	TD	Ru	Pa	Rt	PAT	FG	S	TP
Cappelletti	7	0	7	0	37/37	25/39	0	155
Garron	9	2	7	0	0/0	0/0	0	54
Graham	6	0	6	0	0/0	0/0	0	36
Colclough	5	0	5	0	2/2	0/0	0	34
Burton	5	3	2	0	0/0	0/0	0	30
Romeo	4	0	4	0	0/0	0/0	0	24
Garrett	2	2	0	0	0/0	0/0	0	12
Parilli	2	2	0	0	0/2	0/0	0	12
O'Hanley	1	0	0	1	0/0	0/0	0	6
Rudolph	0	0	0	0	0/0	0/0	1	2
PATRIOTS	**41**	**9**	**31**	**1**	**39/41**	**25/39**	**1**	**365**
Opponent	**36**	**10**	**23**	**3**	**34/36**	**15/30**	**0**	**297**

2-pt conv.: Cappelletti 1-1, Colclough 2-2, Parilli 0-2. Patriots 3-5, Opp.: 2-3.

RUSHING	NO	YDS	AVG	LG	TD
Garron	183	585	3.2	16	2
Burton	102	340	3.3	33	3
Garrett	56	259	4.6	58	2
Parilli	34	168	4.9	32	2
Cappelletti	1	7	7.0	7	0
Yewcic	5	2	0.4	2	0
Patriots	**381**	**1361**	**3.6**	**58**	**9**
Opponents	**356**	**1143**	**3.2**	**--**	**10**

RECEIVING	NO	YDS	AVG	LG	TD
Cappelletti	49	865	17.7	58t	7
Graham	45	720	16.0	80t	6
Garron	40	350	8.8	52t	7
Colclough	32	657	20.5	59t	5
Burton	27	306	11.3	59t	2
Romeo	26	445	17.1	38	4
Garrett	8	101	12.6	57	0
Snyder	1	12	12.0	12	0
Crawford	1	11	11.0	11	0
Patriots	**229**	**3467**	**15.1**	**80t**	**31**
Opponents	**261**	**3645**	**14.0**	**80t**	**23**

INTERCEPTIONS	NO	YDS	AVG	LG	TD
Hall	11	148	13.5	50	0
Webb	6	43	7.2	25	0
Buoniconti	5	75	15.0	26	0
O'Hanley	3	120	40.0	47	1
Felt	2	10	5.0	8	0
Addison	2	4	2.0	4	0
Shonta	1	21	21.0	21	0
Dukes	1	6	6.0	6	0
Patriots	**31**	**427**	**13.8**	**50**	**1**
Opponents	**27**	**485**	**18.0**	**70**	**1**

PUNTING	NO	YDS	AVG	LG	BLK
Yewcic	73	2787	38.7	63	1
Parilli	5	180	36.0	45	0
Patriots	**78**	**2967**	**38.0**	**63**	**1**
Opp.	**82**	**3401**	**41.5**	**67**	**1**

PUNT RETURNS	NO	YDS	AVG	LG	TD
Burton	11	78	7.1	19	0
Cloutier	20	136	6.8	40	0
Stephens	5	34	6.8	11	0
Garrett	2	28	14.0	28	0
Patriots	**38**	**276**	**7.3**	**40**	**0**
Opponents	**24**	**185**	**7.7**	**52**	**0**

KICK RETURNS	NO	YDS	AVG	LG	TD
Garrett	32	749	23.4	42	0
Garron	10	198	19.8	31	0
Burton	7	131	18.7	27	0
Dukes	2	33	16.5	17	0
Stephens	2	5	2.5	5	0
Cloutier	1	46	46.0	46	0
Romeo	1	5	5.0	5	0
Oakes	1	0	0.0	0	0
Watson	1	0	0.0	0	0
Yates	1	0	0.0	0	0
Patriots	**58**	**1167**	**20.1**	**46**	**0**
Opponents	**70**	**1637**	**23.4**	**93t**	**1**

Sacks: Eisenhauer 7.5, Antwine 5.5, Buoniconti 4.5, Dee 3.5, St. Jean 3.0, Hunt 2.5, Richardson 2.5, Rudolph 2.5, Dukes 2.0, O'Hanley 1.0, Shonta 1.0, Team 2.0.

FIELD GOALS	1-19	20-29	30-39	40-49	50+
Cappelletti	6-6	5-6	5-9	8-16	1-2
Patriots	**6-6**	**5-6**	**5-9**	**8-16**	**1-2**
Opp.	**5-6**	**0-2**	**5-8**	**4-13**	**0-1**

Cappelletti: (47N,46N,48G) (41G,57N, 45N, 26N,32G,37G,37G) (47G,26G, 49N,41G,42G, 44N) (11G,30G,16G, 47G,14G,17G) (48G) (41N,31N) (25G) (30N) (25G,33G,22G,41N) () (35N,51G) (35N,28G,15G,45N) (12G) (46N).

Opponents: (47N,48N) (26N,30G,12G) (40G, 47N) (32G) (54N,16G,17G) (41G, 33N,37G, 9B,38G) (43G) () (46N,23N, 10G) (41G,33G, 35N) (46N,39N) (49N, 49G,41N) (42G) (12N).

1964 AFL Eastern Division

Team	W	L	T	Pct.	PF	PA
Buffalo	12	2	0	.857	400	242
Patriots	**10**	**3**	**1**	**.769**	**365**	**297**
NY Jets	5	8	1	.385	278	315
Houston	4	10	0	.286	310	355

AFL Championship: at Buffalo 20, San Diego 7

1964 Coaching Staff: Art Spinney, Offensive Line, Carl Taseff, Defensive Backs, Chuck Weber, Defensive Line/Backfield.

PASSING	ATT	CMP	YARDS	CMP%	YDS/ATT	TD	TD%	INT	INT%	LG	SK/YDS	RATING
Parilli	473	228	3465	48.2	7.33	31	6.6	27	5.7	80t	27/279	71.1
Garron	2	0	0	0.0	0.0	0	0.0	0	0.0	0	0/0	--
Yewcic	1	1	2	100.0	2.0	0	0.0	0	0.0	2	0/0	39.6
Cappelletti	0	0	0	0.0	0.0	0	0.0	0	0.0	0	1/11	--
Patriots	**476**	**229**	**3467**	**48.1**	**7.28**	**31**	**6.5**	**27**	**5.7**	**80t**	**29/301**	**70.4**
Opps.	**530**	**261**	**3645**	**49.2**	**6.88**	**23**	**4.3**	**31**	**5.8**	**80t**	**47/428**	**61.9**

1965 FINAL OFFENSIVE STATISTICS (4-8-2)

Head Coach: Mike Holovak (4-8-2) • Fifth in AFL-East • Home Stadium: Fenway Park

DATE	W/L	SCORE	OPPONENT	ATTENDANCE
9/11	L	7-24	at Buffalo	45,502
9/19	L	10-31	at Houston	32,445
9/24	L	10-27	Denver	26,782
10/03	L	17-24	at Kansas City	26,773
10/08	L	10-24	Oakland	24,824
10/17	T	13-13	San Diego	20,924
10/24	L	21-30	at Oakland	20,858
10/31	W	22-6	at San Diego	33,366
11/07	L	7-23	Buffalo	24,415
11/14	L	20-30	NY Jets	18,589
11/21	T	10-10	Kansas City	13,056
11/28	W	27-23	at NY Jets	59,334
12/12	W	28-20	at Denver	27,207
12/18	W	42-14	Houston	14,508

Team Statistics

	PATS	OPP
TOTAL FIRST DOWNS	**214**	**232**
By Rushing	55	92
By Passing	130	127
By Penalty	29	13
TOTAL NET YARDS	**3624**	**4131**
Avg. per Game	258.9	295.1
Total Offensive Plays	883	886
Avg. per Play	4.1	4.7
NET YARDS RUSHING	**1117**	**1531**
Total Rushing Plays	373	425
Avg. per Rush	3.0	3.6
Avg. per Game	79.8	109.4
NET YARDS PASSING	**2507**	**2600**
Avg. per Game	179.1	185.7
Sacks/Yards Lost	37/347	30/291
Gross Yards Passing	2854	2891
Att./Completions	473/193	431/206
Completion Pct.	40.8	47.8
Had Intercepted	29	21
PUNTS/AVERAGE	**82/40.1**	**78/42.1**
PENALTIES/YARDS	**58/537**	**72/658**
FUMBLES/BALLS LOST	**24/12**	**24/9**
TOUCHDOWNS	**27**	**34**
Rushing	8	10
Passing	19	17
Returns	0	7

Score by Periods	1	2	3	4	OT	Total
Patriots	39	98	46	61	-	244
Opponents	60	87	62	93	-	302

SCORING	TD	Ru	Pa	Rt	PAT	FG	S	TP
Cappelletti	9	0	9	0	27/27	17/27	0	132
Nance	5	5	0	0	0	0	0	30
Burton	3	1	2	0	0	0	0	18
Colclough	3	0	3	0	0	0	0	18
Garrett	3	1	2	0	0	0	0	18
Romeo	2	0	2	0	0	0	0	12
Garron	2	1	1	0	0	0	0	12
Cunningham	0	0	0	0	0	0	1	2
Team	0	0	0	0	0	0	1	2
PATRIOTS	**27**	**8**	**19**	**0**	**27/27**	**17/27**	**2**	**244**
Opponent	**34**	**10**	**17**	**7**	**28/28**	**22/40**	**0**	**302**

2-pt conv: Pats 0-0; Opp. 2-6 (1-4 pass; 1-2 run)

RUSHING	NO	YOS	AVG	LG	TD
Nance	111	321	2.9	20	5
Garron	74	259	3.5	59	1
Parilli	50	200	4.0	17	0
Garrett	42	147	3.5	26	1
Burton	45	108	2.4	22	1
Bellino	24	49	2.0	10	0
Johnson	19	29	1.5	9	0
Wilson	8	4	0.5	17	0
Patriots	**373**	**1117**	**3.0**	**59**	**8**
Opponents	**425**	**1531**	**3.6**	**63**	**10**

RECEIVING	NO	YOS	AVG	LG	TO
Colclough	40	677	16.9	41	3
Cappelletti	37	680	18.4	57t	9
Graham	25	316	12.6	33	0
Whalen	22	381	17.3	67	0
Garron	15	222	14.8	52	1
Romeo	15	203	13.5	36	2
Nance	12	83	6.9	22	0
Burton	10	127	12.7	73t	2
Garrett	7	49	7.0	15	2
Bellino	5	74	14.8	20	0
Johnson	4	29	7.3	23	0
Yewcic	1	13	13.0	13	0
Patriots	**193**	**2854**	**14.8**	**73t**	**19**
Opponents	**206**	**2891**	**14.0**	**85t**	**17**

INTERCEPTIONS	NO	YDS	AVG	LG	TD
Hall	3	35	11.7	29	0
Buoniconti	3	31	10.3	26	0
Shonta	2	46	23.0	27	0
Webb	2	45	22.5	45	0
Cunningham	2	16	8.0	10	0
Hennessey	2	14	7.0	14	0
Graves	2	0	0.0	0	0
Farmer	1	16	16.0	16	0
Addison	1	13	13.0	13	0
Dukes	1	10	10.0	10	0
O'Hanley	1	5	5.0	5	0
Antwine	1	2	2.0	2	0
Patriots	**21**	**233**	**11.1**	**45**	**0**
Opponents	**29**	**365**	**12.6**	**38t**	**4**

PUNTING	NO	YOS	AVG	LG	BLK
Yewcic	76	3094	40.7	70	2
Wilson	6	194	36.0	49	1
Patriots	**82**	**3288**	**40.1**	**70**	**3**
Opp.	**78**	**3281**	**42.1**	**64**	**0**

PUNT RETURNS	NO	FC	YDS	AVG	LG	TD
Burton	15	0	61	4.1	12	0
Cunningham	5	0	35	7.0	13	0
Hennessey	5	0	21	4.2	9	0
Garrett	1	0	19	19.0	19	0
Nance	1	0	16	16.0	16	0
Patriots	**27**	**0**	**152**	**5.6**	**19**	**0**
Opponents	**33**	**0**	**232**	**7.0**	**41**	**0**

KICK RETURNS	NO	YDS	AVG	LG	TD
Cunningham	17	374	22.0	45	0
Garrett	12	232	19.3	25	0
Burton	7	188	26.9	39	0
Bellino	7	138	19.7	26	0
Garron	5	141	28.2	36	0
Dukes	3	45	15.0	20	0
Nance	3	40	13.3	19	0
Johnson	2	29	14.5	16	0
Rudolph	1	4	4.0	4	0
Canale	2	0	0.0	0	0
Pyne	1	0	0.0	0	0
Patriots	**60**	**1191**	**19.9**	**45**	**0**
Opponents	**41**	**946**	**23.1**	**102t**	**1**

Sacks: Eisenhauer 9.5, Antwine 3.5, Hunt 3.0, Buoniconti 2.0, Pyne 2.0, St. Jean 2.0, Addison 1.0, Hall 1.0, Dukes 0.5, Long 0.5, Team 2.0.

FIELD GOALS	1-19	20-29	30-39	40-49	50+
Cappelletti	5/5	4/7	7/11	0/2	1/2
Patriots	**5/5**	**4/7**	**7/11**	**0/2**	**1/2**
Opp.	**11/11**	**3/5**	**5/14**	**3/8**	**0/2**

Cappelletti: (47n) (33G,38n,25b) (16G) (18G) (13G) (21G,26b,22G) (-) (36n,30G, 33G) (29n) (35n,30G,30G,42n) (17G) (33G,53G) (-) (36n,20G,50n,10G, 24G, 31G).

Opponents: (34n,36G,30b) (36n,36b, 45G) (30G,18G) (14G,48G,43n,51n,36n) (47n,39n,38G,37n) (40G,42n,10G) (22G, 34n,19G,9G) (49n,42n) (28G,16G,32G) (16G,19G,14G) (50n,32G,37n) (25n,14G, 13G,26G)(27b) ().

1965 AFL Eastern Division

TEAM	W	L	T	PCT.	PF	PA
Buffalo	10	3	1	.769	313	226
NY Jets	5	8	1	.385	285	303
Patriots	**4**	**8**	**2**	**.333**	**244**	**302**
Houston	4	10	0	.286	298	429

AFL Championship: Buffalo 23, at San Diego 0

1965 Coaching Staff: Jesse Richardson, Defensive Line, Art Spinney, Offensive Line, Chuck Weber, Defensive Line/ Backfield.

PASSING	ATT	CMP	YARDS	CMP%	YDS/ATT	TD	TO%	INT	INT%	LG	SK/YDS	RATING
Parilli	426	173	2597	40.6	6.10	18	4.2	26	6.1	73t	na/na	49.9
Wilson	46	20	257	43.5	5.59	1	2.2	3	6.5	30	na/na	41.9
Yewcic	1	0	0	0.0	0.00	0	0.0	0	0.0	0	na/na	--
Patriots	**473**	**193**	**2854**	**40.8**	**6.03**	**19**	**4.0**	**29**	**6.1**	**73t**	**37/347**	**49.1**
Opps.	**431**	**206**	**2891**	**47.8**	**6.71**	**17**	**3.9**	**21**	**4.9**	**85t**	**30/291**	**62.5**

1966 FINAL OFFENSIVE STATISTICS (8-4-2)

Head Coach: Mike Holovak (8-4-2) • Second in AFL East • Home Stadium: Fenway Park

DATE	W/L	SCORE	OPPONENT	ATTENDANCE
9/10	L	0-24	at San Diego	29,539
9/18	W	24-10	at Denver	25,337
9/25	L	24-43	Kansas City	22,641
10/02	T	24-24	NY Jets	27,255
10/08	W	20-10	at Buffalo	45,542
10/23	W	35-17	San Diego	32,371
10/30	W	24-21	Oakland	26,941
11/06	L	10-17	Denver	18,154
11/13	W	27-21	Houston	23,426
11/20	T	27-27	at Kansas City	41,475
11/27	W	20-14	at Miami	22,754
12/04	W	14-3	Buffalo	39,350
12/11	W	38-14	at Houston	17,100
12/17	L	28-38	at NY Jets	58,921

Team Statistics

	PATS	OPP
TOTAL FIRST DOWNS	**243**	**243**
By Rushing	100	68
By Passing	121	153
By Penalty	22	22
Third Down: Md/Att.	-	-
TOTAL NET YARDS	**4536**	**4491**
Avg. per Game	324.0	320.8
Total Offensive Plays	889	900
Avg. per Play	5.1	5.0
NET YARDS RUSHING	**1963**	**1135**
Total Rushing Plays	471	369
Avg. per Rush	4.2	3.1
Avg. per Game	140.2	81.1
NET YARDS PASSING	**2573**	**3356**
Avg. per Game	183.8	239.7
Sacked/Yards Lost	25/211	22/209
Gross Yards Passing	2784	3565
Att./Completions	393/186	509/247
Completion Pct.	47.3	48.5
Had Intercepted	21	22
PUNTS/AVERAGE	**76/36.5**	**86/38.5**
PENALTIES/YARDS	**64/601**	**76/757**
FUMBLES/BALLS LOST	**25/13**	**30/15**
TOUCHDOWNS	**38**	**36**
Rushing	17	7
Passing	20	26
Returns	1	3

Score by Periods	1	2	3	4	OT	Total
Patriots	58	111	89	57	-	315
Opponents	64	58	61	100	-	283

SCORING	TD	Ru	Pa	Rt	PAT	FG	S	TP
Cappelletti	6	0	6	0	35/36	16/32	0	119
Nance	11	11	0	0	0	0	0	66
Garron	9	4	5	0	0	0	0	54
Graham	4	0	4	0	0	0	0	24
Whalen	4	0	4	0	0	0	0	24
Cappadonna	1	1	0	0	1/1	0	0	8
Bellino	1	0	1	0	0	0	0	6
Hunt	1	0	0	1	0	0	0	6
Parilli	1	1	0	0	0	0	0	6
Romeo	0	0	0	0	1/1	0	0	2
Patriots	**38**	**17**	**20**	**1**	**37/38**	**16/32**	**0**	**315**
Opponent	**36**	**7**	**26**	**3**	**34/36**	**11/26**	**0**	**283**

2-pt conv.: Cappadona 1-1, Romeo 1-1. Pats 2-2; opp. 0-0.

RUSHING	NO	YDS	AVG	LG	TD
Nance	299	1458	4.9	65t	11
Garron	101	319	3.2	54	4
Cappadona	22	88	4.0	13	1
Parilli	28	42	1.5	17	1
Huarte	7	40	5.7	13	0
Garrett	13	21	1.6	5	0
Yewcic	1	-5	-5.0	-5	0
Patriots	**471**	**1963**	**4.2**	**65t**	**17**
Opponents	**369**	**1135**	**3.1**	**61**	**7**

RECEIVING	NO	YDS	AVG	LG	TD
Graham	51	673	13.2	42	4
Cappelletti	43	676	15.7	63t	6
Garron	30	416	13.9	61t	5
Whalen	29	502	17.3	45	4
Colclough	16	284	17.8	32	0
Nance	8	103	12.9	45	0
Bellino	6	77	12.8	25t	1
Romeo	2	46	23.0	29	0
Garrett	1	7	7.0	7	0
Patriots	**186**	**2784**	**15.0**	**63t**	**20**
Opponents	**247**	**3565**	**14.4**	**77t**	**26**

INTERCEPTIONS	NO	YDS	AVG	LG	TD
Hall	6	159	26.5	87	0
Hennessey	6	99	16.5	33	0
Buoniconti	4	43	10.8	41	0
Felt	2	35	17.5	32	0
Shonta	1	9	9.0	9	0
Fraser	1	3	3.0	3	0
Graves	1	0	0.0	0	0
Webb	1	0	0.0	0	0
Patriots	**22**	**348**	**15.8**	**87**	**0**
Opponents	**21**	**204**	**9.7**	**32t**	**2**

PUNTING	NO	YDS	AVG	LG	BLK
Fraser	55	2044	37.2	68	2
Yewcic	21	732	34.9	49	1
Patriots	**76**	**2776**	**36.5**	**68**	**3**
Opp.	**86**	**3312**	**38.5**	**60**	**1**

PUNT RETURNS	NO	FC	YDS	AVG	LG	TD
Hennessey	7	0	39	5.6	11	0
Johnson	7	0	37	5.3	12	0
Puryis	5	0	43	8.6	18	0
Bellino	4	0	19	4.8	13	0
Graves	1	0	5	5.0	5	0
Patriots	**24**	**0**	**143**	**6.0**	**18**	**0**
Opponents	**20**	**0**	**127**	**6.4**	**21**	**1**

KICK RETURNS	NO	YDS	AVG	LG	TD
Bellino	18	410	22.8	43	0
Cunningham	17	371	21.8	39	0
Purvis	8	185	23.1	34	0
Cappadonna	3	46	15.3	17	0
Garron	2	49	24.5	29	0
Johnson, B.	2	45	22.5	23	0
Singer	1	27	27.0	27	0
Mangum	1	8	8.0	8	0
Colclough	1	2	2.0	2	0
Johnson	1	2	2.0	2	0
Patriots	**54**	**1145**	**21.2**	**43**	**0**
Opponents	**46**	**988**	**21.5**	**62**	**0**

Sacks: Hunt 9.0, Eisenhauer 4.5, Dee 2.5, Addison 2.0, Farmer 2.0, Antwine 1.5, Fraser 1.5, Team 1.0.

FIELD GOALS	1-19	20-29	30-39	40-49	50+
Cappelletti	6/6	1/4	6/9	3/11	0/2
Patriots	**6/6**	**1/4**	**6/9**	**3/11**	**0/2**
Opp.	**6/6**	**1/5**	**2/7**	**2/7**	**0/1**

Cappelletti: (45n) (24n,44G,14G,32G) (30G) (51n,17G) (10G,47n,31G,50n) (47n) (14G,45n) (34b,33G,31n,20n) (28G,44G,29n) (31G,19G) (47b,32G, 49G,42n) (42n,41b) (13G,35n) ().

Opponents: (10G,40n) (18G) (11G) (48n,38n,30n,17G) (33n,36n,37G,27n) (25n,43G) (45n,28n,52n) (36G,42n) (34n, 48n) (23G,40G,28n) (-) (11G) (-) (12G).

1966 AFL Eastern Division

TEAM	W	L	T	PCT.	PF	PA
Buffalo	9	4	1	.692	358	255
Patriots	**8**	**4**	**2**	**.677**	**315**	**283**
NY Jets	6	6	2	.500	322	312
Houston	3	11	0	.214	335	396
Miami	3	11	0	.214	213	362

AFL Championship: Kansas City 31, at Buffalo 7

Super Bowl I: Green Bay 35, Kansas City 10; at Los Angeles, CA

1966 Coaching Staff: Rommie Loudd, Linebackers, Jesse Richardson, Defensive Line, Art Spinney, Offensive Line, Chuck Weber, Defensive Line/Backfield.

PASSING	ATT	CMP	YARDS	CMP%	YDS/ATT	TD	TD%	INT	INT%	LG	SK/YDS	RATING
Parilli	382	181	2721	47.4	7.12	20	5.2	20	5.2	63t	na/na	66.9
Huarte	11	5	63	45.5	5.73	0	0.0	1	9.0	17	na/na	26.4
Patriots	**393**	**186**	**2784**	**47.3**	**7.08**	**20**	**5.1**	**21**	**5.3**	**63t**	**25/211**	**65.9**
Opps.	**509**	**247**	**3565**	**48.5**	**7.00**	**26**	**5.1**	**22**	**4.3**	**77t**	**22/209**	**70.8**

1967 FINAL OFFENSIVE STATISTICS (3-10-1)

Head Coach: Mike Holovak (3-10-1) • Fifth in AFL-East • Home Stadium: Fenway Park

DATE	W/L	SCORE	OPPONENT	ATTENDANCE
9/03	L	21-26	at Denver	35,488
9/09	L	14-28	at San Diego	39,227
9/17	L	7-35	at Oakland	26,289
9/24	W	23-0	at Buffalo	45,748
10/08	T	31-31	at San Diego	23,620
10/15	W	41-10	Miami	23,955
10/22	L	14-48	Oakland	25,057
10/29	L	23-30	at NY Jets	62,784
11/05	W	18-7	Houston	19,422
11/12	L	10-33	Kansas City	23,010
11/19	L	24-29	NY Jets	26,790
11/26	L	6-27	at Houston	28,044
12/09	L	16-44	Buffalo	20,627
12/17	L	32-41	at Miami	25,969

Team Statistics

	PATS	OPP
TOTAL FIRST DOWNS	**219**	**219**
By Rushing	80	61
By Passing	120	138
By Penalty	19	20
TOTAL NET YARDS	**4027**	**4206**
Avg. per Game	287.6	300.4
Total Offensive Plays	870	871
Avg. per Play	4.6	4.8
NET YARDS RUSHING	**1604**	**1350**
Total Rushing Plays	391	417
Avg. per Rush	4.1	3.2
Avg. per Game	114.6	96.4
NET YARDS PASSING	**2423**	**2856**
Avg. per Game	173.1	204.0
Sacked/Yards Lost	45/361	31/267
Gross Yards Passing	2784	3123
Att./Completions	434/191	423/211
Completion Pct.	44.0	49.9
Had Intercepted	32	17
PUNTS/AVERAGE	**65/40.5**	**73/41.9**
PENALTIES/YARDS	**59/520**	**70/722**
FUMBLES/BALLS LOST	**37/22**	**26/15**
TOUCHDOWNS	**33**	**48**
Rushing	10	12
Passing	20	28
Returns	3	8

Score by Periods	1	2	3	4	OT	Total
Patriots	74	81	60	65	-	280
Opponents	76	139	66	108	-	389

SCORING	TD	Ru	Pa	Rt	PAT	FG	S	TP
Cappelletti	3	0	3	0	29/30	16/31	0	95
Nance	8	7	1	0	0	0	0	48
Garron	5	0	5	0	0	0	0	30
Whalen	5	0	5	0	0	0	0	30
Graham	4	0	4	0	0	0	0	24
Trull	3	3	0	0	0	0	0	18
Cappadonna	1	0	1	0	0	0	0	6
Charles	1	0	0	1	0	0	0	6
Cunningham	1	0	0	1	0	0	0	6
Garrett	1	0	0	1	0	0	0	6
Leo	1	0	1	0	0	0	0	6
Buoniconti	0	0	0	0	0	0	1	2
Hunt	0	0	0	0	0	0	1	2
Canale	0	0	0	0	1/1	0	0	1
PATRIOTS	**33**	**10**	**20**	**3**	**30/31**	**16/31**	**2**	**280**
Opponent	**48**	**12**	**28**	**8**	**44/45**	**19/31**	**0**	**389**

2-pt. Conversions: Patriots 0-2, Opp. 0-2.

RUSHING	No	Yds	Avg	Lg	TD
Nance	269	1216	4.5	53	7
Garron	46	163	3.5	20	0
Cappadonna	28	100	3.6	11	0
Parilli	14	61	4.4	18	0
Trull	19	35	1.8	10	3
Bellino	6	15	2.5	10	0
Leo	1	7	7.0	7	0
Garrett	5	7	1.4	8	0
Huarte	2	5	2.5	4	0
Graham	1	-5	-5.0	-5	0
Patriots	**391**	**1604**	**4.1**	**53**	**10**
Opponents	**417**	**1350**	**3.2**	**67**	**12**

RECEIVING	NO	YDS	AVG	LG	TD
Graham	41	606	14.8	79t	4
Whalen	39	651	16.7	41t	5
Cappelletti	35	397	11.3	35	3
Garron	30	507	16.9	66	5
Nance	22	196	8.9	36	1
Colclough	14	263	18.8	52	0
Cappadonna	6	104	17.3	42	1
Leo	1	25	25.0	25t	1
Nichols	1	19	19.0	19	0
Garrett	1	12	12.0	12	0
Romeo	1	4	4.0	4	0
Patriots	**191**	**2784**	**14.6**	**79t**	**20**
Opponents	**211**	**3123**	**10.1**	**75t**	**28**

INTERCEPTIONS	NO	YDS	AVG	LG	TD
Webb	4	91	22.8	41	0
Buoniconti	4	7	1.8	7	0
Shonta	3	57	19.0	28	0
Mitchell	3	9	3.0	9	0
Cunningham, J.	1	54	54.0	54	0
Charles	1	35	35.0	35t	0
Hall	1	4	4.0	4	0
Patriots	**17**	**257**	**15.1**	**54t**	**2**
Opponents	**32**	**640**	**20.0**	**68t**	**7**

PUNTING	NO	YDS	AVG	LG	BLK
Swanson	65	2632	40.5	62	0
Patriots	**65**	**2632**	**40.5**	**62**	**0**
Opp.	**73**	**3062**	**41.9**	**60**	**1**

PUNT RETURNS	NO	FC	YDS	AVG	LG	TD
Bellino	15	8	129	8.6	18	0
Cunningham, J.	17	5	105	6.2	44	0
Johnson	6	1	124	20.7	52	0
Leo	5	0	54	10.8	43	0
Patriots	**43**	**14**	**412**	**9.6**	**52**	**0**
Opponents	**31**	**12**	**252**	**8.1**	**39**	**0**

KICK RETURNS	NO	YDS	AVG	LG	TD
Cunningham	30	627	20.9	41	0
Bellino	18	357	19.8	32	0
Leo	11	232	21.1	31	0
Garrett	4	73	18.3	20	0
Garron	3	73	24.3	26	0
Cappadonna	3	26	14.5	20	0
Singer	2	29	14.5	20	0
Ilg	1	10	10.0	10	0
Johnson	1	9	9.0	9	0
Patriots	**73**	**1436**	**19.7**	**41**	**0**
Opponents	**45**	**946**	**21.0**	**51**	**0**

Sacks: Antwine 6.0, Eisenhauer 6.0, Hunt 5.0, Dee 2.5, Buoniconti 1.0, Ilg 1.0, Satcher 1.0, Shonta 1.0, Philpott 0.5, Team 2.0.

FIELD GOALS	1-19	20-29	30-39	40-49	50+
Cappelletti	4/6	3/4	3/6	6/11	0/4
Patriots	**4/6**	**3/4**	**3/6**	**6/11**	**0/4**
Opp.	**7/8**	**6/7**	**4/6**	**2/9**	**0/1**

Cappelletti: (-) (38n) (-) (33G,23G,49n, 20n,44n,44n,45G) (37n,51n,41G) (36n, 17b) (-) (14G,42G,33G) (50n,40G,13b, 12G,18G) (47n,24G) (14G) (40G,50n, 51n,30G) (40n) (41G,20G).

Opponents: (20G,9G) (45n,50n,42n) (-) (49n,20n,39n) (32G,49n) (34G,35n) (12G, 24G) (41n,14G,21G,26G,15n) (-) (33G,36G) (40G,49n) (44G,47n,23G) (12G,11G,23G) (13G,13G).

1967 AFL Eastern Division

TEAM	W	L	T	PCT.	PF	PA
Houston	9	4	1	.692	258	199
NY Jets	8	5	1	.615	371	329
Buffalo	4	10	0	.286	237	285
Miami	4	10	0	.286	219	407
Boston	**3**	**10**	**1**	**.231**	**280**	**389**

AFL Championship: at Oakland 40, Houston 7

Super Bowl II: Green Bay 33, Oakland 14; at Miami, Fla.

1967 Coaching Staff: Rommie Loudd, Linebackers, Jesse Richardson, Defensive Line, Art Spinney, Offensive Line, Chuck Weber, Defensive Line/Backfield.

PASSING	ATT	CMP	YARDS	CMP%	YDS/ATT	TD	TD%	INT	INT%	LG	SK/YDS	RATING
Parilli	344	161	2317	46.8	6.74	19	5.5	24	7.0	79t	29/250	58.3
Trull	81	27	442	33.3	5.46	1	1.2	7	8.6	52	11/75	20.8
Huarte	9	3	25	33.3	2.78	0	0.0	1	11.1	15	5/36	2.8
Patriots	**434**	**191**	**2784**	**44.0**	**6.41**	**20**	**4.6**	**32**	**7.4**	**79t**	**45/361**	**50.0**
Opps.	**423**	**211**	**3123**	**49.9**	**7.38**	**28**	**6.6**	**17**	**4.0**	**75t**	**31/267**	**79.8**

1968 FINAL OFFENSIVE STATISTICS (4-10)

Head Coach: Mike Holovak (4-10) • Fourth in AFL East • Home Stadium: Fenway Park

DATE	W/L	SCORE	OPPONENT	ATTENDANCE
9/08	W	16-7 at	Buffalo	38,865
9/22	L	31-47	*NY Jets	29,192
9/29	W	20-17 at	Denver	37,024
10/06	L	10-41 at	Oakland	44,253
10/13	L	0-16	Houston	32,502
10/20	W	23-6	Buffalo	21,082
10/27	L	14-48 at	NY Jets	62,351
11/03	L	14-35	Denver	18,304
11/10	L	17-27	San Diego	19,278
11/17	L	17-31 at	Kansas City	48,271
11/24	L	10-34	Miami	18,305
12/01	W	33-14	Cincinnati	17,796
12/08	L	7-38 at	Miami	24,242
12/15	L	17-45 at	Houston	34,198

* at Birmingham, AL

Team Statistics

	PATS	OPP
TOTAL FIRST DOWNS	**181**	**237**
By Rushing	69	86
By Passing	94	123
By Penalty	18	28
TOTAL NET YARDS	**3127**	**4415**
Avg. per Game	223.4	315.4
Total Offensive Plays	868	922
Avg. per Play	3.6	4.8
NET YARDS RUSHING	**1362**	**1825**
Total Rushing Plays	421	479
Avg. per Rush	3.2	3.8
Avg. per Game	97.3	130.4
NET YARDS PASSING	**1765**	**2590**
Avg. per Game	126.1	185.0
Sacked/Yards Lost	38/356	27/236
Gross Yards Passing	2121	2826
Att./Completions	409/160	416/200
Completion Pct.	39.1	48.1
Had Intercepted	33	23
PUNTS/AVERAGE	**96/39.9**	**81/40.5**
PENALTIES/YARDS	**67/682**	**70/874**
FUMBLES/BALLS LOST	**28/20**	**37/17**
TOUCHDOWNS	**26**	**49**
Rushing	8	22
Passing	16	20
Returns	2	7

Score by Periods	1	2	3	4	OT	Total
Patriots	45	57	65	62	-	229
Opponents	83	111	89	123	-	406

SCORING	TO	Ru	Pa	Rt	PAT	FG	S	TP
Cappelletti	2	0	2	0	26/26	15/27	0	83
Whalen	7	0	7	0	0	0	0	42
Marsh	4	0	4	0	0	0	0	24
Nance	4	4	0	0	0	0	0	24
Gamble	2	1	1	0	0	0	0	12
Thomas	2	2	0	0	0	0	0	12
Garron	1	1	0	0	0	0	0	6
Graham	1	0	1	0	0	0	0	6
Philpott	1	0	0	1	0	0	0	6
Scarpitto	1	0	1	0	0	0	0	6
Witt	1	0	0	1	0	0	0	6
Satcher	0	0	0	0	0	0	1	2
Patriots	**26**	**8**	**16**	**2**	**26/26**	**15/27**	**1**	**229**
Opponent	**49**	**22**	**20**	**7**	**49/49**	**21/31**	**0**	**406**

2-Pt. Conversions: Patriots 0-0, Opp. 0-0.

RUSHING	NO	YDS	AVG	LG	TO
Nance	177	593	3.4	30t	4
Gamble	78	311	4.0	45t	1
Thomas	88	215	2.4	25	2
Garron	36	97	2.7	18	1
Sherman	25	80	3.2	17	0
Taliaferro	8	51	6.4	21	0
Marsh	4	8	2.0	11	0
Johnson	2	6	3.0	6	0
Cappelletti	1	2	2.0	2	0
Whalen	1	0	0.0	0	0
Corcoran	1	-1	-1.0	-1	0
Patriots	**421**	**1362**	**3.2**	**45t**	**8**
Opponents	**479**	**1825**	**3.8**	**55t**	**22**

RECEIVING	NO	YDS	AVG	LG	TO
Whalen	47	718	15.3	87t	7
Marsh	19	331	17.4	70t	4
Murphy	18	268	14.9	26	0
Graham	16	242	15.1	34	1
Nance	14	51	3.6	13	0
Cappelletti	13	182	14.0	30	2
Gamble	11	55	5.0	16	1
Thomas	10	85	8.5	32	0
Colclough	8	136	17.0	44	0
Scarpitto	2	49	24.5	33t	1
Garron	1	4	4.0	4	0
Canale	1	0	0.0	0	0
Patriots	**160**	**2121**	**13.3**	**87t**	**16**
Opponents	**200**	**2826**	**14.1**	**90t**	**20**

INTERCEPTIONS	NO	YDS	AVG	LG	TD
Mitchell	7	41	5.9	20	0
Philpott	4	31	7.8	17	0
Buoniconti	3	22	7.3	14	0
Johnson	2	33	16.5	19	0
McMahon	2	27	13.5	27	0
Charles	1	29	29.0	29	0
Cheyunski	1	21	21.0	21	0
Johnson	1	11	11.0	11	0
Witt	1	4	4.0	4t	1
Satcher	1	1	1.0	1	0
Patriots	**23**	**220**	**9.6**	**29**	**1**
Opponents	**33**	**510**	**15.5**	**94t**	**3**

PUNTING	NO	YDS	AVG	LG	BLK
Swanson	62	2449	39.5	57	2
Scarpitto	34	1382	40.6	87	2
Patriots	**96**	**3831**	**39.9**	**87**	**4**
Opp.	**81**	**3280**	**40.5**	**65**	**0**

PUNT RETURNS	ND	FC	YDS	AVG	LG	TD
Porter	22	5	135	6.1	24	0
Johnson, B.	10	8	34	3.4	9	0
Leo	2	0	12	6.0	8	0
Graham	2	3	11	5.5	6	0
Johnson, D.	1	3	5	5.0	5	0
PATRIOTS	**37**	**19**	**197**	**5.3**	**24**	**0**
OPPONENTS	**59**	**13**	**502**	**8.5**	**76T**	**1**

KICK RETURNS	ND	YDS	AVG	LG	TD
Porter	36	812	22.6	61	0
Johnson, B.	22	442	20.1	36	0
Marsh	4	74	18.5	27	0
Johnson, D.	3	63	21.0	26	0
Long	2	20	10.0	11	0
Thomas	1	22	22.0	22	0
Graham	1	9	9.0	9	0
Cheyunski	1	0	0.0	0	0
Gamble	1	0	0.0	0	0
Patriots	**71**	**1442**	**20.3**	**61**	**0**
Opponents	**40**	**901**	**22.5**	**63**	**0**

Sacks: Antwine 7.5, Philpott 4.0, Byrd 3.5, Buoniconti 3.0, Witt 3.0, Hunt 1.5, Cheyunski 1.0, Toner 1.0, Eisenhauer 0.5, Team 2.0.

FIELD GOALS	1-19	20-29	30-39	40-49	50+
Cappelletti	4/4	6/7	4/6	1/8	0/2
Patriots	**4/4**	**6/7**	**4/6**	**1/8**	**0/2**
Opp.	**7/8**	**7/8**	**4/5**	**3/8**	**0/2**

Cappelletti: (10G,28G,30G) (31G) (50n, 22G, 42n,7G) (24G) (49n) (39G,50n,20G, 49n,16G) (-) (-) (25n,45n,35G) (29G,34b, 45n,35n) (15G,49n) (27G,42b) (-) (42G).

Opponents: (42n,47b) (30G,27G,27G, 48G) (27G,43n,24n) (19G,33G) (44G, 40b,13b, 15G,25G) (16G,11G) (12G, 23G) (-) (32G,33G) (40G,50n) (17G,22G) (-) (33n,25G) (54n,42n,16G).

1968 AFL Eastern Division

TEAM	W	L	T	PCT.	PF	PA
NY Jets	11	3	0	.786	419	280
Houston	7	7	0	.500	303	248
Miami	5	8	1	.385	276	355
Boston	**4**	**10**	**0**	**.286**	**229**	**406**
Buffalo	1	12	1	.077	199	367

AFL Championship: at NY Jets 27, Oakland 23

Super Bowl III: NY Jets 16, Baltimore 7; at Miami, Fla.

1968 Coaching Staff: Claude Gibson, Defensive Backfield, Jesse Richardson, Defensive Line, Art Spinney, Offensive Line, Tom Yewcic Offensive Backfield

PASSING	ATT	CMP	YARDS	CMP%	YDS/ATT	TD	TD%	INT	INT%	LG	SK/YDS	RATING
Sherman	226	90	1199	39.8	5.31	12	5.3	16	7.1	87t	19/190	45.5
Taliaferro	176	67	889	38.1	5.05	4	2.3	15	8.5	70t	18/156	27.1
Corcoran	7	3	33	42.9	4.71	0	0.0	2	28.6	14	1/10	17.9
Patriots	**409**	**160**	**2121**	**39.1**	**5.19**	**16**	**3.9**	**33**	**8.1**	**87t**	**38/356**	**35.6**
Opps.	**416**	**200**	**2826**	**48.1**	**6.79**	**20**	**4.8**	**23**	**5.5**	**90t**	**27/236**	**63.6**

1969 FINAL OFFENSIVE STATISTICS (4-10)

Head Coach: Clive Rush (4-10) • Tied Third in AFL East • Home Stadium: B.C. Alumni Stadium

DATE	W/L	SCORE	OPPONENT	ATTENDANCE
9/14	L	7-35	at Denver	43,679
9/21	L	0-31	Kansas City	22,002
9/28	L	23-38	Oakland	19,069
10/05	L	14-23	NY Jets	25,584
10/11	L	16-23	at Buffalo	46,201
10/19	L	10-13	San Diego	18,346
10/26	L	17-23	at NY Jets	62,298
11/02	W	24-0	Houston	19,006
11/09	L	16-17	Miami	19,821
11/16	W	25-14	at Cincinnati	27,927
11/23	W	35-21	Buffalo	25,584
11/30	W	38-23	at Miami	32,121
12/07	L	18-28	at San Diego	33,146
12/14	L	23-27	at Houston	39,215

Team Statistics

	PATS	OPP
TOTAL FIRST DOWNS	**166**	**278**
By Rushing	64	142
By Passing	87	115
By Penalty	15	21
TOTAL NET YARDS	**3419**	**4810**
Avg. per Game	244.2	343.6
Total Offensive Plays	729	898
Avg. per Play	4.7	5.4
NET YARDS RUSHING	**1489**	**2359**
Total Rushing Plays	367	528
Avg. per Rush	4.1	4.5
Avg. per Game	106.4	168.5
NET YARDS PASSING	**1930**	**2451**
Avg. per Game	138.6	175.1
Sacked/Yards Lost	24/261	22/159
Gross Yards Passing	2191	2619
Att./Completions	338/162	348/203
Completion Pct.	47.9	58.3
Had Intercepted	18	20
PUNTS/AVERAGE	**70/41.5**	**55/38.6**
PENALTIES/YARDS	**77/837**	**69/810**
FUMBLES/BALLS LOST	**15/10**	**33/14**
TOUCHDOWNS	**32**	**38**
Rushing	11	18
Passing	19	18
Returns	2	2

Score by Periods	1	2	3	4	OT	Total
Patriots	88	63	24	91	-	266
Opponents	78	82	92	64	-	316

SCORING	TD	Ru	Pa	Rt	PAT	FG	S	TP
Cappelletti	0	0	0	0	26/27	14/34	0	68
Frazier	7	0	7	0	0	0	0	42
Garrett	7	5	2	0	0	0	0	42
Nance	6	6	0	0	0	0	0	36
Sellers	6	0	6	0	0	0	0	36
Rademacher	3	0	3	0	0	0	0	18
Johnson	1	0	0	1	0	0	1	8
Charles	1	0	0	1	0	0	0	6
Whalen	1	0	1	0	0	0	0	6
Jones	0	0	0	0	0	0	1	2
Hammond	0	0	0	0	1/1	0	0	2
Patriots	**32**	**11**	**19**	**2**	**27/32**	**14/34**	**2**	**266**
Opponent	**38**	**18**	**18**	**2**	**37/38**	**17/28**	**0**	**316**

2-Pt. Conversions: Hammond 1-1, Janik 0-1, Taliaferro 0-1, Patriots 1-3, Opp. 0-0.

RUSHING	NO	YDS	AVG	LG	TD
Nance	193	750	3.9	43	6
Garrett	137	691	5.0	80t	5
Gamble	16	35	2.2	9	0
Blanks	7	30	4.3	12	0
Frazier	2	-1	-0.5	9	0
Taliaferro	12	-16	-1.3	2	0
Patriots	**367**	**1489**	**4.1**	**80t**	**11**
Opponents	**528**	**2359**	**4.5**	**72**	**18**

RECEIVING	NO	YDS	AVG	LG	TD
Garrett	29	267	9.2	34	2
Nance	29	168	5.8	27	0
Sellers	27	705	26.1	77	6
Frazier	19	306	16.1	50t	7
Rademacher	17	217	12.8	40	3
Whalen	16	235	14.7	47	1
Marsh	8	108	13.5	21	0
Gamble	7	74	10.6	20	0
Brown	6	69	11.5	15	0
Blanks	2	16	8.0	13	0
Cappelletti	1	21	21.0	21	0
Richardson	1	5	5.0	5	0
Patriots	**162**	**2191**	**13.5**	**77**	**19**
Opponents	**203**	**2610**	**12.9**	**76t**	**18**

INTERCEPTIONS	NO	YDS	AVG	LG	TD
Carwell	4	114	28.5	38	0
Charles	4	46	11.5	25t	1
Philpott	4	37	9.2	16	0
Webb	2	32	16.0	32	0
Johnson	2	23	11.5	23	0
Cheyunski	1	37	37.0	37	0
Bramlett	1	26	26.0	26	0
Janik	1	8	8.0	8	0
Schottenheimer	1	3	3.0	3	0
Patriots	**20**	**326**	**16.3**	**38**	**1**
Opponents	**18**	**225**	**12.5**	**37**	**1**

PUNTING	NO	YDS	AVG	LG	BLK
Janik	70	2903	41.5	56	0
Patriots	**70**	**2903**	**41.5**	**56**	**0**
Opp.	**55**	**2123**	**38.6**	**56**	**0**

PUNT RETURNS	NO	FC	YDS	AVG	LG	TD
Garrett	12	0	159	13.3	45	0
Carwell	5	0	43	8.6	13	0
Blanks	5	2	10	2.0	12	0
Janik	1	0	0	0.0	0	0
Gamble	0	1	0	0.0	0	0
Gladieux	0	3	0	0.0	0	0
Patriots	**23**	**6**	**212**	**9.2**	**45**	**0**
Opponents	**19**	**21**	**114**	**6.0**	**64**	**0**

KICK RETURNS	NO	YDS	AVG	LG	TD
Garrett	28	792	28.3	63	0
Marsh	6	136	22.7	41	0
Blanks	6	131	21.8	25	0
Scott	6	43	7.2	14	0
Gladieux	4	61	15.3	20	0
Carwell	1	28	28.0	28	0
Gamble	1	23	23.0	23	0
Berger	1	20	20.0	20	0
Schottenheimer	1	13	13.0	13	0
Patriots	**54**	**1247**	**23.1**	**63**	**0**
Opponents	**56**	**1068**	**19.1**	**47**	**0**

Sacks: Antwine 5.0, Hunt 3.5, Eisenhauer 3.0, Berger 2.0, Cheynunski 1.5, Carwell 1.0, Henke 1.0, Jacobs 1.0, Philpott 1.0, Witt 1.0, Team 2.0.

FIELD GOALS	1-19	20-29	30-39	40-49	50+
Cappelletti	6/7	1/4	6/12	1/9	0/2
Patriots	**6/7**	**1/4**	**6/12**	**1/9**	**0/2**
Opp.	**8/8**	**7/9**	**2/8**	**0/2**	**0/1**

Cappelletti: (23n) (47n) (50n,16G) (-) (47n,32G,29n) (46n,18n,32G) (39G,49n) (30n,30G,41n) (22n,50n,17G) (11G,36G, 43n,45n,43G,38n,33n) (49n,30n) (37n, 13G) (34n,34G) (10G,19G,27G).

Opponents: (35n) (16G) (25G,27n) (34n,16G,24G,13G) (24G,22G,22G) (12G,28G,28n) (38G,37n,32G,13G) (35n) (17G,41n,31n) (55n) (-) (22G) (-) (30n, 48n,13G,19G).

1969 AFL Eastern Division

TEAM	W	L	T	PCT.	PF	PA
NY Jets	10	4	0	.714	353	269
Houston	6	6	2	.500	278	279
Boston	**4**	**10**	**0**	**.286**	**266**	**316**
Buffalo	4	10	0	.286	230	359
Miami	3	10	1	.231	233	332

AFL Championship: Kansas City 17, at Oakland 7

Super Bowl IV: Kansas City 23, Minnesota 7; at New Orleans, LA

1969 Coaching Staff: Bruce Beatty, Offensive Line, Bill Elias, Defensive Backfield, John Mazur, Offensive Backfield, John Meyer, Linebackers, Jesse Richardson, Defensive Line, Jerry Stoltz, Receivers.

PASSING	ATT	CMP	YARDS	CMP%	YDS/ATT	TD	TD%	INT	INT%	LG	SK/YDS	RATING
Taliaferro	331	160	2160	48.3	6.53	19	5.7	18	5.4	77	24/261	66.0
Hammond	6	2	31	33.3	5.17	0	0.0	0	0.0	18	0/0	51.4
Garrett	1	0	0	0.0	0.0	0	0.0	0	0.0	0	0/0	39.6
Patriots	**338**	**162**	**2191**	**47.9**	**6.48**	**19**	**5.6**	**18**	**5.3**	**77**	**24/261**	**65.6**
Opps.	**348**	**203**	**2610**	**58.3**	**7.50**	**18**	**5.2**	**20**	**5.7**	**76t**	**22/159**	**75.5**

1970 FINAL OFFENSIVE STATISTICS (2-12)

Head Coaches: Clive Rush (1-6), John Mazur (1-6) • Fifth in AFC-East • Home Stadium: Harvard Stadium

DATE	W/L	SCORE	OPPONENT	ATTENDANCE
9/20	W	27-14	Miami	32,607
9/27	L	21-31	NY Jets	36,040
10/04	L	6-14	Baltimore	38,235
10/11	L	10-23	at Kansas City	50,698
10/18	L	0-16	NY Giants	39,091
10/25	L	3-27	at Baltimore	60,240
11/01	L	10-45	Buffalo	31,148
11/08	L	0-31	at St. Louis	46,466
11/15	L	14-16	San Diego	30,597
11/22	L	3-17	at NY Jets	61,822
11/29	W	14-10	at Buffalo	31,427
12/06	L	20-37	at Miami	51,032
12/13	L	14-35	Minnesota	37,819
12/20	L	7-45	at Cincinnati	60,157

Team Statistics

	PATS	OPP
TOTAL FIRST DOWNS	**184**	**242**
By Rushing	63	115
By Passing	98	105
By Penalty	23	22
TOTAL NET YARDS	**2626**	**4261**
Avg. per Game	187.6	304.4
Total Offensive Plays	768	865
Avg. per Play	3.4	4.9
NET YARDS RUSHING	**1040**	**2074**
Total Rushing Plays	334	503
Avg. per Rush	3.1	4.1
Avg. per Game	74.3	148.1
NET YARDS PASSING	**1586**	**2187**
Avg. per Game	113.3	156.2
Sacks/Yards Lost	42/389	28/243
Gross Yards Passing	1975	2430
Att./Completions	392/176	334/177
Completion Pct.	44.9	53.0
Had Intercepted	28	8
PUNTS/AVERAGE	**86/39.1**	**63/43.8**
PENALTIES/YARDS	**88/849**	**101/1096**
FUMBLES/BALLS LOST	**18/13**	**33/17**
TOUCHDOWNS	**18**	**44**
Rushing	11	20
Passing	7	19
Returns	0	5

Score by Periods	1	2	3	4	OT	Total
Patriots	13	50	41	45	0	149
Opponents	92	131	55	83	0	361

SCORING	TD	Ru	Pa	Rt	PAT	FG	S	TP
Nance	7	7	0	0	0	0	0	42
Cappelletti	0	0	0	0	12/13	6/15	0	30
Garrett	4	4	0	0	0	0	0	24
Sellers	4	0	4	0	0	0	0	24
Turner	2	0	2	0	0	0	0	12
Gogolak	0	0	0	0	5/5	2/7	0	11
Knief	1	0	1	0	0	0	0	6
PATRIOTS	**18**	**11**	**7**	**0**	**17/18**	**8/22**	**0**	**149**
Opponent	**44**	**20**	**19**	**5**	**44/44**	**17/28**	**1**	**361**

RUSHING	NO	YDS	AVG	LG	TD
Nance	145	522	3.6	21	7
Garrett	88	272	3.1	26	4
Lawson	56	99	1.8	15	0
Kapp	20	71	3.6	14	0
Blanks	13	44	3.4	12	0
Ray	5	13	2.6	4	0
Taliaferro	3	11	3.7	6	0
Gladieux	4	8	2.0	8	0
Patriots	**334**	**1040**	**3.1**	**26**	**11**
Opponents	**503**	**2074**	**4.1**	**56t**	**20**

RECEIVING	NO	YDS	AVG	LG	TD
Sellers	38	550	14.5	48	4
Turner	28	428	15.3	43	2
Garrett	26	216	8.3	29	0
Nance	26	148	5.7	16	0
Brown	15	145	9.7	22	0
Beer	11	150	13.6	25	0
Lawson	11	113	10.3	19	0
Frazier	9	86	9.6	16	0
Blanks	5	49	9.8	18	0
Rademacher	4	51	12.8	16	0
Knief	3	39	13.0	22t	1
Patriots	**176**	**1975**	**11.2**	**48**	**7**
Opponents	**177**	**2430**	**13.7**	**60t**	**19**

INTERCEPTIONS	NO	YDS	AVG	LG	TD
Johnson	2	51	25.5	42	0
McMahon	1	72	72.0	72	0
Philpott	1	23	23.0	23	0
Scott	1	18	18.0	18	0
Bramlett	1	16	16.0	16	0
Webb	1	2	2.0	2	0
Williamson	1	2	2.0	2	0
Patriots	**8**	**184**	**23.0**	**72**	**0**
Opponents	**28**	**302**	**10.8**	**59t**	**2**

PUNTING	NO	YDS	AVG	LG	BLK
Janik	86	3364	39.1	57	1
Patriots	**86**	**3364**	**39.1**	**57**	**1**
Opp.	**63**	**2758**	**43.8**	**67**	**0**

PUNT RETURNS	NO	FC	YDS	AVG	LG	TD
Garrett	17	0	168	9.9	62	0
Blanks	9	4	83	9.2	22	0
Carwell	3	0	48	16.0	45	0
Johnson	2	3	6	3.0	6	0
Lawson	1	1	0	0.0	0	0
Gladieux	0	1	0	0.0	0	0
Patriots	**32**	**9**	**305**	**9.5**	**62**	**0**
Opponents	**42**	**16**	**303**	**7.2**	**54**	**0**

KICK RETURNS	NO	YDS	AVG	LG	TD
Lawson	25	546	21.8	52	0
Garrett	24	511	21.3	30	0
Blanks	7	152	21.7	29	0
Carwell	1	30	30.0	30	0
Whittingham	1	24	24.0	24	0
Schottenheimer	1	8	8.0	8	0
Beer	1	4	4.0	4	0
Beverly	1	0	0.0	0	0
Brown	1	0	0.0	0	0
Patriots	**62**	**1275**	**20.6**	**56**	**0**
Opponents	**41**	**841**	**20.5**	**96t**	**2**

Sacks: Berger 9.0, Antwine 6.0, Lassiter 3.5, Hunt 2.5, Bramlett 2.0, Cheynunski 1.5, Johnson 1.0, Philpott 0.5, Team 2.0. Patriots 28.0, Opponent 42.0.

FIELD GOALS	1-19	20-29	30-39	40-49	50+
Cappelletti	2/3	3/4	0/2	1/5	0/1
Gogolak	1/1	0/0	1/2	0/3	0/1
Patriots	**3/4**	**3/4**	**1/4**	**1/8**	**0/2**
Opp.	**4/4**	**4/7**	**5/6**	**4/8**	**0/3**

Cappelletti: (41G, 50n, 22G) (40n) (44n, 13G,23b,47n,25G) (25G) (14n) (-) (-) (-) (-) (35n,9G) (-) (49b,39b) (-) (-).

Gogolak: (-) (-) (-) (-) (-) (15G,40n,47n) (34n,32G) (48b) (-) (50n) (-) (-) (-) (-).

Opponents: (22n) (25G) (35n) (42G, 44G,50n,24G) (14G,18G,50n,22G) (12G, 48G) (20G,47n) (43G) (45n,25n,23n) (37G,50n,43n) (37G) (15G,39G,30G) (40n) (37G)

1970 AFC Eastern Division

TEAM	W	L	T	PCT.	PF	PA
Baltimore	11	2	1	.846	321	234
Miami*	10	4	0	.714	297	228
NY Jets	4	10	0	.286	255	286
Buffalo	3	10	1	.231	204	337
Boston	**2**	**12**	**0**	**.143**	**149**	**361**

*Wild Card

AFC Championship: at Baltimore 27, Oakland 17

Super Bowl V: Baltimore 16, Dallas 13; at Miami, Fla.

1970 Coaching Staff: Bruce Beatty, Offensive Line, Bill Elias, Defensive Backfield, John Mazur, Offensive Backfield, John Meyer, Linebackers, Jerry Richardson, Defensive Line, Jerry Stoltz, Receivers.

PASSING	ATT	CMP	YARDS	CMP%	YDS/ATT	TO	TO%	INT	INT%	LG	SK/YDS	RATING
Kapp	219	98	1104	44.7	5.04	3	1.4	17	7.8	48	27/231	32.5
Taliaferro	173	78	871	45.1	5.03	4	2.3	11	6.4	45	15/158	41.6
Patriots	**392**	**176**	**1975**	**44.9**	**5.04**	**7**	**1.8**	**28**	**7.1**	**48**	**42/389**	**36.9**
Opps.	**334**	**177**	**2430**	**53.0**	**7.28**	**19**	**5.7**	**8**	**2.4**	**60t**	**28/243**	**85.6**

1971 FINAL OFFENSIVE STATISTICS (6-8)

Head Coach: John Mazur (6-8) • Third in AFC-East • Home Stadium: Schaefer Stadium

DATE	W/L	SCORE	OPPONENT	ATTENDANCE
9/19	W	20-6	Oakland	55,405
9/26	L	7-34	Detroit	61,054
10/03	L	3-23	Baltimore	61,232
10/10	W	20-0	NY Jets	61,357
10/17	L	3-41	at Miami	58,822
10/24	L	21-24	at Dallas	65,708
10/31	L	10-27	at San Francisco	45,092
11/07	W	28-20	Houston	53,155
11/14	W	38-33	Buffalo	57,446
11/21	L	7-27	at Cleveland	65,238
11/28	L	20-27	at Buffalo	27,166
12/05	W	34-13	Miami	61,457
12/12	L	6-13	at NY Jets	63,175
12/19	W	21-17	at Baltimore	57,942

Team Statistics

	PATS	OPP
TOTAL FIRST DOWNS	**190**	**237**
By Rushing	85	106
By Passing	94	111
By Penalty	11	20
Third Down: Made/Att.	72/198	81/208
Third Down: Eff.	36.3	38.9
TOTAL NET YARDS	**3556**	**4072**
Avg. per Game	254.0	290.9
Total Offensive Plays	786	856
Avg. per Play	4.5	4.8
NET YARDS RUSHING	**1669**	**1918**
Total Rushing Plays	419	481
Avg. per Rush	4.0	4.0
Avg. per Game	119.2	137.0
NET YARDS PASSING	**1887**	**2154**
Avg. per Game	134.8	153.9
Sacked/Yards Lost	36/319	25/249
Gross Yards Passing	2206	2403
Att./Completions	330/159	350/170
Completion Pct.	48.2	48.6
Had Intercepted	16	15
PUNTS/AVERAGE	**87/37.3**	**66/38.8**
PENALTIES/YARDS	**67/657**	**60/559**
FUMBLES/BALLS LOST	**26/16**	**35/14**
TOUCHDOWNS	**29**	**35**
Rushing	7	14
Passing	19	16
Returns	3	5

Score by Periods	1	2	3	4	OT	Total
Patriots	**41**	**64**	**69**	**64**	**0**	**238**
Opponents	**82**	**105**	**54**	**84**	**0**	**325**

SCORING	TD	Ru	Pa	Rt	PAT	FG	S	TP
Gogolak	0	0	0	0	28/28	12/21	0	64
Vataha	9	0	9	0	0	0	0	54
Nance	5	5	0	0	0	0	0	30
Beer	3	0	3	0	0	0	0	18
Sellers	3	0	3	0	0	0	0	18
Moss	2	0	1	1	0	0	0	12
Garrett	2	1	1	0	0	0	0	12
Bryant	1	0	1	0	0	0	0	6
Maitland	1	1	0	0	0	0	0	6
Carwell	1	0	0	1	0	0	0	6
Crabtree	1	0	1	0	0	0	0	6
Outlaw	1	0	0	1	0	0	0	6
Team	0	0	0	0	0/1	0	0	0
Patriots	**29**	**7**	**19**	**3**	**28/29**	**12/21**	**0**	**238**
Opponent	**35**	**14**	**16**	**5**	**34/35**	**27/36**	**0**	**325**

RUSHING	NO	YDS	AVG	LG	TO
Garrett	181	784	4.3	38	1
Nance	129	463	3.6	50t	5
Plunkett	45	210	4.7	16	0
Gladieux	37	175	4.7	31	0
Maitland	13	25	1.9	6	1
Lawson	8	8	1.0	6	0
Bryant	4	1	0.3	1	0
Crabtree	2	11	5.5	18	0
Neville	0	-8	-	-8	0
Patriots	**419**	**1669**	**4.0**	**50t**	**7**
Opponents	**481**	**1918**	**4.0**	**56t**	**14**

RECEIVING	NO	YDS	AVG	LG	TO
Vataha	51	872	17.1	88t	9
Garrett	22	265	12.0	80t	1
Nance	18	95	5.3	12	0
Sellers	14	222	15.9	49	3
Bryant	14	212	15.1	48	1
Beer	12	191	15.9	31t	3
Moss	9	124	13.8	20t	1
Crabtree	9	120	13.3	31t	1
Gladieux	6	60	10.0	25	0
Rucker	2	24	12.0	19	0
Sykes	1	15	15.0	15	0
Maitland	1	6	6.0	6	0
Patriots	**159**	**2206**	**13.9**	**88t**	**19**
Opponents	**170**	**2403**	**14.1**	**74t**	**16**

INTERCEPTIONS	NO	YDS	AVG	LG	TD
Carwell	5	72	14.4	53t	1
Kiner	4	25	6.3	14	0
Outlaw	3	89	29.7	60t	1
Beverly	2	19	9.5	19	0
Cheyunski	1	24	24.0	24	0
Patriots	**15**	**229**	**15.3**	**60t**	**2**
Opponents	**16**	**157**	**9.8**	**25t**	**1**

PUNTING	NO	YDS	AVG	LG	BLK
Janik	87	3249	37.3	58	0
Patriots	**87**	**3249**	**37.3**	**58**	**0**
Opp.	**66**	**2564**	**38.8**	**64**	**1**

PUNT RETURNS	ND	FC	YDS	AVG	LG	TD
Bryant	10	1	24	2.4	16	0
Garrett	8	2	124	15.5	50	0
Harris	5	1	19	3.8	9	0
Gladieux	4	8	0	0.0	0	0
Gardin	4	5	14	3.5	5	0
Patriots	**31**	**17**	**181**	**5.8**	**50**	**0**
Opponents	**36**	**31**	**279**	**7.8**	**68t**	**1**

KICK RETURNS	ND	YDS	AVG	LG	TD
Garrett	24	538	22.4	37	0
Gardin	14	321	22.9	34	0
Bryant	10	252	25.2	45	0
Gladieux	6	85	14.2	20	0
Lawson	2	47	23.5	25	0
Rucker	2	45	22.5	21	0
Maitland	2	40	20.0	21	0
Mallory	1	19	19.0	19	0
Hagen	1	7	7.0	7	0
Janik	1	0	0.0	0	0
Webb	1	0	0.0	0	0
Patriots	**64**	**1354**	**21.2**	**45**	**0**
Opponents	**49**	**1427**	**29.1**	**94t**	**1**

Sacks: Kiner 6.5, Adams 5.0, Lassiter 4.0, Berger 3.0, May 2.5, Wirgowski 2.0, Philpott 1.0, Rowe 1.0, Weisaeosky 1.0. Patriots 26.0, Opponents 36.0.

FIELD GOALS	1-19	20-29	30-39	40-49	50+
Gogolak	1/1	1/3	6/7	3/7	1/3
Patriots	**1/1**	**1/3**	**6/7**	**3/7**	**1/3**
Opp.	**8/9**	**4/5**	**5/6**	**9/14**	**1/2**

Gogolak: (46G,22G) (-) (34G,46b,46n) (36n,53n) (51G) (-) (51n,48n,32G) (25n) (38G) (20b) (40G,17G) (37G,35G) (34G,47G) (47b).

Opponents: (21n) (23G,27G) (42G, 41G,50G) (-) (34G,46n,42G) (16G,17G, 45n,12G) (35G,41G,40n) (25G,41G,37n) (17G,48G,17G,12G) (34G,15n,31G) (51n,48G,41G) (26G,30G) (16G,42n, 42G) (12G,40n).

1971 AFC Eastern Division

TEAM	W	L	T	PCT.	PF	PA
Miami	10	3	1	.769	315	174
Baltimore*	10	4	0	.714	313	140
Patriots	**6**	**8**	**0**	**.429**	**238**	**325**
NY Jets	6	8	0	.429	212	299
Buffalo	1	13	0	.071	184	394

*Wild Card

AFC Championship: at Miami 21, Baltimore 0

Super Bowl VI: Dallas 24, Miami 3; at New Orleans, LA

1971 Coaching Staff: Bruce Beatty, Offensive Line, Dick Evans, Defensive Line, Tom Fletcher, Defensive Backfield, John Meyer, Linebackers, Sam Rutigliano, Off. Backs/Receivers, Jerry Stoltz, Receivers.

PASSING	ATT	CMP	YARDS	CMP%	YDS/ATT	TD	TD%	INT	INT%	LG	SK/YDS	RATING
Plunkett	328	158	2158	48.2	6.58	19	5.8	16	4.9	88t	36/319	68.6
Gladieux	2	1	48	50.0	24.0	0	0.0	0	0.0	48	0/0	95.8
Patriots	**330**	**159**	**2206**	**48.2**	**6.68**	**19**	**5.8**	**16**	**4.8**	**88t**	**36/319**	**69.4**
Opps.	**350**	**170**	**2403**	**48.6**	**6.87**	**16**	**4.6**	**15**	**4.3**	**74t**	**25/249**	**69.8**

1972 FINAL OFFENSIVE STATISTICS (3-11)

Head Coach: John Mazur (2-7), Phil Bengston (1-4) • Fifth in AFC-East • Home Stadium: Schaefer Stadium

DATE	W/L	SCORE	OPPONENT	ATTENDANCE
9/17	L	7-31	Cincinnati	60,999
9/24	W	21-20	Atlanta	60,999
10/01	W	24-23	Washington	60,999
10/08	L	14-38 at	Buffalo	41,749
10/15	L	13-41	NY Jets	60,999
10/22	L	3-33 at	Pittsburgh	46,081
10/29	L	10-34 at	NY Jets	62,867
11/06	L	17-24	Baltimore	60,999
11/12	L	0-52 at	Miami	80,010
11/19	L	24-27	Buffalo	60,999
11/26	L	0-31 at	Baltimore	54,907
12/03	L	21-37	Miami	60,999
12/10	W	17-10 at	New Orleans	64,889
12/17	L	21-45 at	Denver	51,656

Team Statistics

	PATS	OPP
TOTAL FIRST DOWNS	**236**	**289**
By Rushing	89	144
By Passing	126	124
By Penalty	24	21
Third Down: Md/Att.	66/188	96/192
Third Down: Eff.	35.1	50.0
TOTAL NET YARDS	**3647**	**5248**
Avg. per Game	260.5	374.9
Total Offensive Plays	840	888
Avg. per Play	4.3	5.9
NET YARDS RUSHING	**1532**	**2717**
Total Rushing Plays	386	548
Avg. per Rush	4.0	5.0
Avg. per Game	109.4	194.1
NET YARDS PASSING	**2127**	**2522**
Avg. per Game	151.9	180.1
Sacked/Yards Lost	44/452	15/101
Gross Yards Passing	2579	2623
Att./Completions	412/198	325/174
Completion Pct.	48.1	53.5
Had Intercepted	28	10
PUNTS/AVERAGE	**75/38.1**	**48/40.4**
PENALTIES/YARDS	**66/761**	**88/862**
FUMBLES/BALLS LOST	**26/10**	**22/12**
TOUCHDOWNS	**24**	**54**
Rushing	13	27
Passing	10	24
Returns	1	3

Score by Periods	1	2	3	4	OT	Total
Patriots	20	55	44	73	0	192
Opponents	66	165	117	98	0	446

SCORING	TD	Ru	Pa	Rt	PAT	FG	S	TP
Garrett	5	5	0	0	0	0	0	30
Gogolak	0	0	0	0	9/9	6/8	0	27
Ashton	4	3	1	0	0	0	0	24
Walker	0	0	0	0	15/15	2/8	0	21
Dowling	3	3	0	0	0	0	0	18
Rucker	3	0	3	0	0	0	0	18
T. Reynolds	2	0	2	0	0	0	0	12
Tarver	2	1	1	0	0	0	0	12
Vataha	2	0	2	0	0	0	0	12
Carwell	1	0	0	1	0	0	0	6
Plunkett	1	1	0	0	0	0	0	6
Windsor	1	0	1	0	0	0	0	6
PATRIOTS	**24**	**13**	**10**	**1**	**24/24**	**8/16**	**0**	**192**
Opponent	**54**	**27**	**24**	**3**	**54/54**	**22/36**	**1**	**446**

RUSHING	NO	YDS	AVG	LG	TD
Ashton	128	546	4.3	35	3
Garrett	131	488	3.7	41t	5
Tarver	42	132	3.1	18	1
Plunkett	36	230	6.4	21	1
Gladieux	24	56	2.3	11	0
Maitland	13	33	2.5	6	0
Dowling	7	35	5.0	11	3
Rucker	3	5	1.7	8	0
Studstill	1	11	11.0	11	0
Windsor	1	-4	-4.0	-4	0
Patriots	**386**	**1532**	**4.0**	**41t**	**13**
Opponents	**548**	**2717**	**5.0**	**47**	**27**

RECEIVING	ND	YDS	AVG	LG	TD
Rucker	44	681	15.5	62	3
Windsor	33	383	11.6	24	1
Garrett	30	410	13.7	43	0
Vataha	25	369	14.8	44	2
Ashton	22	207	9.4	24	1
Gladieux	19	192	10.1	31	0
Tarver	11	112	10.2	22	1
T. Reynolds	8	152	19.0	36t	2
Maitland	4	33	8.3	9	0
Beer	2	40	20.0	21	0
Patriots	**198**	**2579**	**13.0**	**62**	**10**
Opponents	**174**	**2623**	**15.1**	**62**	**24**

INTERCEPTIONS	NO	YDS	AVG	LG	TD
Jackson	4	133	33.3	55	0
Harris	3	45	15.0	32	0
Hoey	1	25	25.0	25	0
Blanchard	1	20	20.0	20	0
Carwell	1	0	0.0	0	0
Patriots	**10**	**223**	**22.3**	**55**	**0**
Opponents	**28**	**490**	**17.5**	**61**	**2**

PUNTING	NO	YDS	AVG	LG	BLK
Studstill	75	2859	38.1	57	1
Patriots	**75**	**2859**	**38.1**	**57**	**1**
Opp.	**48**	**1937**	**40.4**	**60**	**0**

PUNT RETURNS	ND	FC	YDS	AVG	LG	TD
Garrett	6	0	36	6.0	27	0
Carwell	5	1	2	0.4	4	0
Harris	4	3	5	1.3	5	0
Gladieux	2	4	-6	-3.0	-6	0
Patriots	**17**	**8**	**37**	**2.2**	**27**	**0**
Opponents	**34**	**24**	**366**	**10.8**	**59**	**1**

KICK RETURNS	ND	YDS	AVG	LG	TD
Garrett	16	410	25.6	49	0
Ashton	15	309	20.6	31	0
Hoey	9	210	23.3	30	0
Rucker	8	227	28.4	43	0
Matthews	3	74	24.7	29	0
Maitland	3	48	16.0	19	0
Beer	1	15	15.0	15	0
Patriots	**55**	**1293**	**23.5**	**49**	**0**
Opponents	**32**	**784**	**24.5**	**73**	**0**

Sacks: Adams 4.0, Rowe 2.5, Harris 2.0, Wirgowski 2.0, Hagen 1.0, Weisacosky 1.0, White 1.0, Cash 1.0, Team 0.5. Patriots 15.0, Opponents 44.0.

FIELD GOALS	1-19	20-29	30-39	40-49	50+
Walker	0/0	0/0	2/4	0/3	0/1
Gogolak	1/1	2/3	2/2	1/1	0/1
Patriots	**1/1**	**2/3**	**4/6**	**1/4**	**0/2**
Opp.	**6/8**	**3/4**	**10/13**	**3/8**	**0/3**

Gogolak: (-) (-) (23G,42n) (-) (36G,25G, 50b) (16G) (20G) (36G) (-) (-) (-) (-) (-) (-).
Walker: (-) (-) (-) (-) (-) (-) (-) (-) (48b) (39n,36G) (48b) (40n,51n) (30n,36G) (-).

Opponents: (38G,51b) (38G,21G,32b, 10n) (27n,50n) (11G) (37G,37G) (19G, 22G, 35G,33G,32n) (21G,39n,31G) (9G, 52n,18n) (16G,49n,48b) (44G,45G) (40G,45n) (36G,10G,18G) (40n,30G,45n) (35G).

1972 AFC Eastern Division

TEAM	W	L	T	PCT.	PF	PA
Miami	14	0	0	1.000	385	171
NY Jets	7	7	0	.500	367	324
Baltimore	5	9	0	.357	235	252
Buffalo	4	9	1	.321	257	377
Patriots	**3**	**11**	**0**	**.214**	**192**	**446**

AFC Championship: Miami 21, at Pittsburgh 17

Super Bowl VII: Miami 14, Washington 7; Los Angeles, CA

1972 Coaching Staff: Bruce Beatty, Offensive Line, Dick Evans, Defensive Line, Tom Fletcher, Defensive Backfield, John Meyer, Linebackers, Burnie Miller, Special Teams, Sam Rutigliano, Off. Backs/Receivers, Jerry Stoltz, Receivers.

PASSING	ATT	CMP	YARDS	CMP%	YDS/ATT	TD	TD%	INT	INT%	LG	SK/YDS	Rating
Plunkett	355	169	2196	47.6	6.19	8	2.3	25	7.0	62	39/385	46.1
Dowling	54	29	383	53.7	7.09	2	3.7	1	1.9	42	4/63	80.8
Garrett	1	0	0	0.0	0.0	0	0.0	1	100.0	0	1/4	--
Gladieux	1	0	0	0.0	0.0	0	0.0	1	100.0	0	0/0	--
Studstill	1	0	0	0.0	0.0	0	0.0	0	0.0	0	0/0	--
Patriots	**412**	**198**	**2579**	**48.1**	**6.26**	**10**	**2.4**	**28**	**6.8**	**62**	**44/452**	**47.9**
Opps.	**326**	**175**	**2634**	**53.7**	**8.08**	**23**	**7.1**	**10**	**3.1**	**62**	**15/101**	**91.2**

1973 FINAL OFFENSIVE STATISTICS (5-9)

Head Coach: Chuck Fairbanks (5-9) • Third in AFC-East • Home Stadium: Schaefer Stadium

DATE	W/L	SCORE	OPPONENT	ATTENDANCE
9/16	L	13-31	Buffalo	56,114
9/23	L	7-10	Kansas City	57,918
9/30	L	23-44	at Miami	80,047
10/07	W	24-16	Baltimore	57,044
10/14	L	7-9	NY Jets	58,659
10/21	W	13-10	at Chicago	55,701
10/28	L	14-30	Miami	61,279
11/04	L	23-24	at Philadelphia	65,070
11/11	L	13-33	at NY Jets	60,737
11/18	W	33-24	Green Bay	61,279
11/25	W	32-0	at Houston	27,344
12/02	W	30-14	San Diego	58,150
12/09	L	13-37	at Buffalo	75,841
12/16	L	13-18	at Baltimore	52,065

Team Statistics

	PATS	OPP
TOTAL FIRST DOWNS	**237**	**215**
By Rushing	97	142
By Passing	122	67
By Penalty	18	6
Third Down: Md/Att.	73/192	69/185
Third Down: Eff.	38.0	37.3
TOTAL NET YARDS	**3843**	**4188**
Avg. per Game	274.5	299.1
Total Offensive Plays	871	832
Avg. per Play	4.4	5.0
NET YARDS RUSHING	**1612**	**2850**
Total Rushing Plays	454	560
Avg. per Rush	3.6	5.1
Avg. per Game	115.1	203.6
NET YARDS PASSING	**2231**	**1338**
Avg. per Game	159.4	95.6
Sacked/Yards Lost	37/350	32/262
Gross Yards Passing	2581	1600
Att./Completions	380/195	240/134
Completion Pct.	51.3	55.8
Had Intercepted	17	13
PUNTS/AVERAGE	**61/37.7**	**62/40.5**
PENALTIES/YARDS	**50/550**	**77/693**
FUMBLES/BALLS LOST	**51/25**	**27/18**
TOUCHDOWNS	**31**	**32**
Rushing	15	16
Passing	13	11
Returns	3	5

Score by Periods	1	2	3	4	OT	Total
Patriots	48	69	74	67	0	258
Opponents	57	86	77	80	0	300

SCORING	TO	Ru	Pa	Rt	PAT	FG	S	TP
White	0	0	0	0	21/25	14/25	0	63
Plunkett	5	5	0	0	0	0	0	30
Cunningham	5	4	1	0	0	0	0	30
Herron	4	2	1	1	0	0	0	24
Tarver	4	4	0	0	0	0	0	24
Windsor	4	0	4	0	0	0	0	24
Rucker	3	0	3	0	0	0	0	18
Vataha	3	0	2	1	0	0	0	18
Stingley	2	0	2	0	0	0	0	12
Bell	0	0	0	0	4/5	1/4	0	7
Foster	1	0	0	1	0	0	0	6
Kiner	0	0	0	0	0	0	1	2
Team	0	0	0	0	0/1	0	0	0
Patriots	**31**	**15**	**13**	**3**	**25/31**	**15/29**	**1**	**258**
Opponent	**32**	**16**	**11**	**5**	**26/32**	**30/32**	**0**	**300**

RUSHING	NO	YDS	AVG	LG	TD
Cunningham	155	516	3.3	25	4
Tarver	72	321	4.5	28	4
Ashton	93	305	3.3	34	0
Plunkett	44	209	4.8	20	5
Herron	61	200	3.3	17	2
Stingley	6	64	10.7	19	0
McCall	10	15	1.5	14	0
B. Adams	2	7	3.5	4	0
Gipson	5	-1	-0.2	4	0
Rucker	2	-1	-0.5	0	0
Welch	1	-2	-2.0	-2	0
Windsor	1	-6	-6.0	-6	0
Vataha	2	-15	-7.5	-11	0
Patriots	**454**	**1612**	**3.6**	**34**	**15**
Opponents	**560**	**2850**	**5.1**	**80t**	**16**

RECEIVING	NO	YDS	AVG	LG	TD
Rucker	53	743	14.0	64	3
Windsor	23	348	15.1	36	4
Stingley	23	339	14.7	25	2
Vataha	20	341	17.1	48	2
Herron	18	265	14.7	29	1
Cunningham	15	144	9.6	34t	1
B. Adams	14	197	14.1	30	0
Ashton	11	113	10.3	51	0
Tarver	9	51	5.7	13	0
Welch	6	22	3.7	8	0
McCall	3	18	6.0	14	0
Patriots	**195**	**2581**	**13.2**	**64**	**13**
Opponents	**134**	**1600**	**11.9**	**50**	**11**

INTERCEPTIONS	ND	YDS	AVG	LG	TD
Bolton	6	65	10.8	56	0
Durko	3	26	8.7	16	0
Anderson	2	3	1.5	3	0
Acks	1	11	11.0	11	0
Jackson	1	0	0.0	0	0
Patriots	**13**	**105**	**8.1**	**56**	**0**
Opponents	**17**	**285**	**16.8**	**47t**	**1**

PUNTING	NO	YDS	AVG	LG	BLK
Barnes	55	2134	38.8	53	0
White	6	163	27.1	51	0
Patriots	**61**	**2297**	**37.7**	**53**	**0**
Opp.	**62**	**2509**	**40.5**	**58**	**1**

PUNT RETURNS	ND	FC	YDS	AVG	LG	TD
Herron	27	8	282	10.4	54	0
Stingley	3	2	21	7.0	16	0
Durko	3	2	21	7.0	15	0
PATRIOTS	**33**	**12**	**324**	**9.8**	**54**	**0**
OPPONENTS	**29**	**23**	**154**	**5.3**	**27**	**0**

KICK RETURNS	ND	YDS	AVG	LG	TD
Herron	41	1092	26.6	92t	1
Stingley	6	143	23.8	29	0
Rucker	5	103	20.6	43	0
McCall	2	17	8.5	17	0
Tarver	1	17	17.0	17	0
Windsor	1	0	0.0	0	0
Hannah	1	0	0.0	0	0
Patriots	**57**	**1372**	**24.1**	**92t**	**1**
Opponents	**40**	**963**	**24.1**	**90t**	**1**

Sacks: Adams 8.0, Hamilton 5.5, Moore 4.0, Cash 3.0, Rowe 2.5, Acks 1.5, Forster 1.0, Kiner 1.0, Lunsford 1.0, Smith 1.0, Bolton 0.5, Chandler 0.5, King 0.5, Tanner 0.5, Team 2.0. Patriots 32.0, Opponents 37.0.

FIELD GOALS	1-19	20-29	30-39	40-49	50+
White	6/8	2/3	3/5	3/7	0/2
Bell	0/0	0/0	1/3	0/0	0/1
Patriots	**6/8**	**2/3**	**4/8**	**3/7**	**0/3**
Opp.	**3/3**	**6/7**	**12/14**	**5/8**	**0/0**

Bell: (53n) (30n) (33b,36G);
White: (40G,18b) (34n) (32G,11G,43n) (-) (49n, 33G,43n,18n,47b) (-) (19G,21G,26G, 18G) (48G,26,51,36G,46G) (11G) (14G, 12G) (52n,36n).

Opponents: (44n,48G) (33G,33n,39b) (40G,36G,40G) (38G,27G,38G) (40G, 39G,22G) (30G) (25G,38G,23G) (12G) (44G,22G,28G,39G) (33G,20n) (43b) (47b) (34G,34G,19G) (16G,32G).

1973 AFC Eastern Division

Team	W	L	T	Pct.	PF	PA
Miami	12	2	0	.857	343	150
Buffalo	9	5	0	.643	259	230
Patriots	**5**	**9**	**0**	**.357**	**258**	**300**
Baltimore	4	10	0	.286	226	341
NY Jets	4	10	0	.286	240	306

AFC Championship: at Miami 27, Oakland 10

Super Bowl VIII: Miami 24, Minnesota 7; at Houston, TX

1973 Coaching Staff: Hank Bullough, Defensive Line, Ron Erhardt, Offensive Backfield, Red Miller, Offensive Line, Bill Nelsen, Quarterbacks, Sam Rutigliano, Off. Backs/Receivers, Charlie Sumner, Linebackers/Secondary, Jim Valek, Special Teams, Larry Weaver, Defensive Backfield.

PASSING	ATT	CMP	YARDS	CMP%	YDS/ATT	TD	TD%	INT	INT%	LG	SK/YDS	RATING
Plunkett	376	193	2550	51.3	6.78	13	3.5	17	4.5	64	37/350	66.0
Shiner	4	2	31	50.0	7.75	0	0.0	0	0.0	23	0/0	76.1
Patriots	**380**	**195**	**2581**	**51.3**	**6.79**	**13**	**3.4**	**17**	**4.5**	**64**	**37/350**	**57.3**
Opps.	**240**	**134**	**1600**	**55.8**	**6.67**	**11**	**4.6**	**13**	**5.4**	**50**	**32/262**	**69.2**

1974 FINAL OFFENSIVE STATISTICS (7-7)

Head Coach: Chuck Fairbanks (7-7) • Tied for Third in AFC-East • Home Stadium: Schaefer Stadium

DATE	W/L	SCORE	OPPONENT	ATTENDANCE
9/15	W	34-24	Miami	55,006
9/22	W	28-20	at Giants	49,267
9/29	W	20-14	LA Rams	61,279
10/06	W	42-3	Baltimore	59,502
10/13	W	24-0	at NY Jets	61,400
10/20	L	28-30	at Buffalo	80,020
10/27	W	17-14	at Minnesota	48,497
11/03	L	28-29	Buffalo	61,279
11/10	L	14-21	Cleveland	61,279
11/17	L	16-21	NY Jets	61,279
11/24	W	27-17	at Baltimore	38,971
12/01	L	26-41	at Oakland	54,020
12/08	L	17-21	Steelers	61,279
12/15	L	27-34	Miami	79,420

Team Statistics

	PATS	OPP
TOTAL FIRST DOWNS	**255**	**240**
By Rushing	123	100
By Passing	113	129
By Penalty	19	11
Third Down: Md/Att.	96/202	73/192
Third Down: Eff.	47.5	38.0
TOTAL NET YARDS	**4474**	**4067**
Avg. per Game	319.6	290.5
Total Offensive Plays	900	879
Avg. per Play	5.0	4.6
NET YARDS RUSHING	**2134**	**1587**
Total Rushing Plays	520	467
Avg. per Rush	4.1	3.4
Avg. per Game	152.4	113.4
NET YARDS PASSING	**2340**	**2480**
Avg. per Game	167.1	177.1
Sacked/Yards Lost	21/174	38/294
Gross Yards Passing	2514	2774
Att./Completions	359/177	374/210
Completion Pct.	49.3	56.1
Had Intercepted	23	24
PUNTS/AVERAGE	**71/36.2**	**75/38.4**
PENALTIES/YARDS	**87/843**	**76/642**
FUMBLES/BALLS LOST	**26/15**	**29/14**
TOUCHDOWNS	**43**	**37**
Rushing	21	16
Passing	19	17
Returns	3	4

Score by Periods	1	2	3	4	OT	Total
Patriots	86	116	64	82	0	348
Opponents	68	92	49	8	0	289

SCORING	TD	Ru	Pa	Rt	PAT	FG	S	TP
Smith	0	0	0	0	42/43	16/22	0	90
Herron	12	7	5	0	0	0	0	72
Cunningham	11	9	2	0	0	0	0	66
Rucker	4	0	4	0	0	0	0	24
Vataha	3	0	3	0	0	0	0	18
Plunkett	2	2	0	0	0	0	0	12
Stingley	2	1	1	0	0	0	0	12
Tarver	2	2	0	0	0	0	0	12
Geddes	1	0	0	1	0	0	0	6
Hannah	1	0	0	1	0	0	0	6
Marshall	1	0	1	0	0	0	0	6
Sanders	1	0	0	1	0	0	0	6
Schubert	1	0	1	0	0	0	0	6
Tanner	1	0	1	0	0	0	0	6
Windsor	1	0	1	0	0	0	0	6
PATRIOTS	**43**	**21**	**19**	**3**	**42/43**	**16/22**	**0**	**348**
Opponent	**37**	**16**	**17**	**4**	**32/37**	**11/18**	**1**	**289**

RUSHING	NO	YDS	AVG	LG	TD
Herron	231	824	3.6	28	7
Cunningham	166	811	4.9	75t	9
Plunkett	30	161	5.4	37	2
Tarver	41	101	2.5	18	2
Ashton	26	99	3.8	22	0
Stingley	5	63	12.6	23t	1
Wilson	15	57	3.8	12	0
Vataha	3	21	7.0	24	0
Hinton	1	1	1.0	1	0
Johnson	2	-4	-2.0	-2	0
Patriots	**520**	**2134**	**4.1**	**75t**	**21**
Opponents	**467**	**1587**	**3.4**	**34**	**16**

RECEIVING	NO	YDS	AVG	LG	TD
Herron	38	474	12.5	18	5
Rucker	27	436	16.1	69t	4
Vataha	25	561	22.4	59t	3
Cunningham	22	214	9.7	37	2
Adams, B.	17	244	14.4	24	0
Windsor	12	127	10.6	20	1
Stingley	10	139	13.9	20t	1
Tarver	9	37	4.1	12	0
Johnson	8	147	18.4	34	0
Wilson	3	38	12.7	23	0
Hinton	2	36	18.0	20	0
Tanner	2	23	11.5	21	1
Schubert	1	21	21.0	21t	1
Marshall	1	17	17.0	17t	1
Patriots	**177**	**2514**	**14.2**	**69t**	**19**
Opponents	**210**	**2774**	**13.2**	**67t**	**17**

INTERCEPTIONS	NO	YDS	AVG	LG	TD
Bolton	7	18	2.6	10	0
Sanders	5	57	11.4	23t	1
Hunt	3	66	22.0	27	0
McCray	3	61	20.3	33	0
Mildren	3	51	17.0	41	0
Geddes	2	32	16.0	29t	1
King	1	9	9.0	9	0
Patriots	**24**	**294**	**12.3**	**41**	**2**
Opponents	**23**	**331**	**14.4**	**72t**	**2**

PUNTING	NO	YDS	AVG	LG	BLK
Barnes	45	1604	35.6	50	0
Chapple	26	967	37.2	57	0
Patriots	**71**	**2571**	**36.2**	**57**	**0**
Opp.	**75**	**2882**	**38.4**	**59**	**0**

PUNT RETURNS	NO	FC	YDS	AVG	LG	TD
Herron	35	4	517	14.8	66	0
Schubert	3	2	15	5.0	11	0
Durko	1	1	1	1.0	1	0
Hinton	1	0	0	0.0	0	0
Johnson	0	3	0	0.0	0	0
Sanders	0	1	0	0.0	0	0
Patriots	**40**	**11**	**533**	**13.3**	**66**	**0**
Opponents	**41**	**5**	**314**	**7.7**	**42**	**0**

KICK RETURNS	NO	YDS	AVG	LG	TD
Herron	28	629	18.0	62	0
Johnson	15	303	20.2	41	0
Schubert	5	112	22.4	32	0
Hinton	3	83	27.7	53	0
Wilson	2	33	16.5	18	0
Tanner	2	17	8.5	17	0
Hunt	1	21	21.0	21	0
Durko	1	0	0.0	0	0
Smith, D.	1	0	0.0	0	0
Patriots	**58**	**1198**	**20.7**	**62**	**0**
Opponents	**64**	**1678**	**26.2**	**88t**	**1**

Sacks: Adams 8.0, Hamilton 5.0, Lunsford 5.0, McGee 4.5, Webster 4.5, King 3.5, Smith 3.0, Moore 2.0, Hunt 1.5, Nelson 1.0, Carter 0.5. Patriots 38.0, Opponents 21.0.

FIELD GOALS	1-19	20-29	30-39	40-49	50+
Smith	0/0	6/7	8/10	2/5	0/0
Patriots	**0/0**	**6/7**	**8/10**	**2/5**	**0/0**
Opp.	**0/0**	**5/5**	**2/4**	**4/9**	**0/0**

Smith: (21G,21n,26G) (30n) (39G,23G) (-) (37G) (-) (37G) (47n,46b) (-) (32G, 34n,44G,35G) (33G,28G) (22G,35G) (20G,44n) (46G,34G).

Opponents: (33G) (-) (41b) (31n,27G) (-) (35G) (43n,34n) (45G,20G,46n,447G) (-) (-) (48n,25G) (-) (40G,27G,47n) (28G, 40G).

1974 AFC Eastern Division

TEAM	W	L	T	PCT.	PF	PA
Miami	11	3	0	.786	327	216
Buffalo*	9	5	0	.643	264	244
Patriots	**7**	**7**	**0**	**.500**	**348**	**289**
NY Jets	7	7	0	.500	279	300
Baltimore	2	12	0	.143	190	329

*Wild Card

AFC Championship: Pittsburgh 24, at Oakland 13

Super Bowl IX: Pittsburgh 16, Minnesota 6; at New Orleans, LA

1974 Coaching Staff: Hank Bullough, Defensive Line, Ron Erhardt, Offensive Backfield, Red Miller, Offensive Line, Bill Nelsen, Quarterbacks, Ray Perkins, Receivers, Charlie Sumner, Linebackers/ Secondary, Jim Valek, Special Teams, Larry Weaver, Defensive Backfield.

PASSING	ATT	CMP	YARDS	CMP%	YDS/ATT	TD	TD%	INT	INT%	LG	SK/YDS	RATING
Plunkett	352	173	2457	49.1	6.98	19	5.4	22	6.3	69t	21/174	63.8
Shiner	6	3	37	50.0	6.17	0	0.0	1	16.7	18	0/0	29.9
Graff	1	1	20	100.0	20.0	0	0.0	0	0.0	20	0/0	118.0
Patriots	**359**	**177**	**2514**	**49.3**	**7.00**	**19**	**5.3**	**23**	**6.4**	**69t**	**21/174**	**63.3**
Opps.	**374**	**210**	**2774**	**56.1**	**7.42**	**17**	**4.5**	**24**	**6.4**	**67t**	**38/294**	**68.1**

1975 FINAL OFFENSIVE STATISTICS (3-11)

Head Coach: Chuck Fairbanks (3-11) • Fifth in AFC-East • Home Stadium: Schaefer Stadium

DATE	W/L	SCORE	OPPONENT	ATTENDANCE
9/21	L	0-7	Houston	54,212
9/28	L	14-22	Miami	61,279
10/05	L	7-36	at NY Jets	61,415
10/12	L	10-27	at Cincinnati	55,856
10/19	W	21-10	Baltimore	56,844
10/26	W	24-16	San Francisco	60,691
11/02	L	17-24	at St. Louis	47,263
11/09	W	33-19	at San Diego	26,090
11/16	L	31-34	Dallas	61,279
11/23	L	31-45	at Buffalo	69,207
12/01	L	7-20	at Miami	68,480
12/07	L	28-30	NY Jets	57,539
12/14	L	14-34	Buffalo	59,646
12/21	L	21-34	at Baltimore	50,801

Team Statistics

	PATS	OPP
TOTAL FIRST DOWNS	253	254
By Rushing	94	118
By Passing	133	120
By Penalty	26	16
Third Down: Md/Att.	82/195	90/216
Third Down: Eff.	42.1	41.7
TOTAL NET YARDS	**4283**	**4464**
Avg. per Game	305.9	318.9
Total Offensive Plays	912	956
Avg. per Play	4.7	4.7
NET YARDS RUSHING	**1845**	**2220**
Total Rushing Plays	472	555
Avg. per Rush	3.9	4.0
Avg. per Game	131.8	158.6
NET YARDS PASSING	**2438**	**2244**
Avg. per Game	174.1	160.3
Sacked/Yards Lost	39/330	33/271
Gross Yards Passing	2768	2515
Att./Completions	401/193	368/213
Completion Pct.	48.1	57.9
Had Intercepted	28	13
PUNTS/AVERAGE	**83/38.8**	**77/39.5**
PENALTIES/YARDS	**89/719**	**103/759**
FUMBLES/BALLS LOST	**43/22**	**31/16**
TOUCHDOWNS	**33**	**42**
Rushing	14	20
Passing	16	18
Returns	3	4

Score by Periods	1	2	3	4	OT	Total
Patriots	37	107	38	76	0	258
Opponents	67	77	110	104	0	358

SCORING	TO	Ru	Pa	Rt	PAT	FG	S	TP
Smith	0	0	0	0	33/33	9/17	0	60
Cunningham	8	6	2	0	0	0	0	48
Vataha	6	0	6	0	0	0	0	36
Francis	4	0	4	0	0	0	0	24
Johnson	4	3	1	0	0	0	0	24
Grogan	3	3	0	0	0	0	0	18
Calhoun	2	1	1	0	0	0	0	12
Stingley	2	0	2	0	0	0	0	12
Carter	1	0	0	1	0	0	0	6
Hamilton	1	0	0	1	0	0	0	6
Howard	1	0	0	1	0	0	0	6
Plunkett	1	1	0	0	0	0	0	6
Patriots	**33**	**14**	**16**	**3**	**33/33**	**9/17**	**0**	**258**
Opponent	**42**	**20**	**18**	**4**	**37/42**	**23/35**	**0**	**358**

RUSHING	NO	YDS	AVG	LG	TD
Cunningham	169	666	3.9	17	6
Johnson	117	488	4.2	66t	3
Herron	61	274	4.5	53	0
Grogan	30	110	3.7	14	3
Calhoun	23	104	4.5	38t	1
Carter	22	95	4.3	19	0
McQuay	33	47	1.4	9	0
Stingley	6	39	6.5	21	0
Dressler	3	8	2.7	6	0
Plunkett	4	7	1.8	5	1
Vataha	1	4	4.0	4	0
Graff	2	2	1.0	2	0
Anderson	1	1	1.0	1	0
Patriots	**472**	**1845**	**3.9**	**66t**	**14**
Opponents	**555**	**2220**	**4.0**	**63t**	**20**

RECEIVING	NO	YOS	AVG	LG	TD
Vataha	46	720	15.7	47	6
Francis	35	636	18.2	48	4
Cinningham	32	253	7.9	24	2
Johnson	26	294	11.3	29	1
Stingley	21	378	18.0	45	2
Burks	6	158	26.3	76	0
Windsor	6	57	9.5	12	0
Calhoun	5	111	22.2	62t	1
Herron	5	50	10.0	19	0
Wright	4	46	11.5	20	0
McQuay	4	27	6.8	16	0
Carter	2	39	19.5	26	0
Dressler	1	-1	-1.0	-1	0
Patriots	**193**	**2768**	**14.3**	**76**	**16**
Opponents	**213**	**2515**	**11.8**	**77t**	**18**

INTERCEPTIONS	NO	YDS	AVG	LG	TD
Bolton	5	33	6.6	15	0
Howard	3	52	17.3	44t	1
Nelson	2	8	4.0	4	0
Reilly	1	54	54.0	54	0
Sanders	1	18	18.0	18	0
Webster	1	0	0.0	0	0
Patriots	**13**	**165**	**12.7**	**54**	**1**
Opponents	**28**	**388**	**13.9**	**58**	**1**

PUNTING	NO	YDS	AVG	LG	BLK
Patrick	83	3223	38.8	62	0
Patriots	**83**	**3223**	**38.8**	**62**	**0**
Opp.	**77**	**3042**	**39.5**	**65**	**1**

PUNT RETURNS	NO	FC	YDS	AVG	LG	TD
Stingley	15	2	113	7.5	29	0
Herron	12	2	89	7.4	17	0
Johnson	6	4	60	10.0	15	0
Patriots	**33**	**8**	**262**	**7.9**	**29**	**0**
Opponents	**42**	**12**	**513**	**12.2**	**69t**	**1**

KICK RETURNS	NO	YDS	AVG	LG	TD
Carter	32	879	27.5	99t	1
McQuay	15	252	16.8	34	0
Johnson	10	188	18.8	32	0
Burks	4	65	16.3	25	0
Herron	2	75	37.5	40	0
Stingley	2	44	22.0	24	0
Calhoun	1	17	17.0	17	0
Patriots	**66**	**1520**	**23.0**	**99t**	**1**
Opponents	**46**	**1142**	**24.8**	**59**	**0**

Sacks: McGee 9.0, Hamilton 6.0, Adams 4.0, Hanneman 4.0, Zabel 3.0, Hunt 2.0, Nelson 2.0, Cusik 1.0, King 1.0, Webster 1.0. Patriots 33.0, Opponents 39.0.

FIELD GOALS	1-19	20-29	30-39	40-49	50+
Smith	1/1	1/1	5/6	2/8	0/1
Patriots	**1/1**	**1/1**	**5/6**	**2/8**	**0/1**
Opp.	**1/1**	**11/11**	**6/10**	**5/13**	**0/0**

Smith: (44n,46n) (40n) (-) (35G) (52n) (44G,41b) (32G) (38G,19G,35G,46G) (29G) (42b,34G) (43n) (33b) (-) (-).

Opponents: (36n) (26G,26G,33G) (46n, 47G) (29G,21G) (34G) (47n,28G) (44b, 21G) (41G,49n,30G,25G,37G) (43G, 26G) (28G,43n) (25G,39G) (42G,27G, 48b,44G,46b,38n) (31n) (19G,44n,37n, 31G)

1975 AFC Eastern Division

TEAM	W	L	T	PCT.	PF	PA
Baltimore	10	4	0	.714	395	269
Miami	10	4	0	.714	357	222
Buffalo	8	6	0	.571	420	355
Patriots	**3**	**11**	**0**	**.214**	**258**	**358**
NY Jets	3	11	0	.214	258	433

AFC Championship: at Pittsburgh 16, Oakland 10

Super Bowl X: Pittsburgh 21, Dallas 17; at Miami, Fla.

1975 Coaching Staff: Hank Bullough, Defensive Line, Rollie Dotsch, Outside Linebackers, Ron Erhardt, Offensive Backfield, Red Miller, Offensive Line, Ray Perkins, Receivers, John Polonchek, QBs/Special Asst. to Head Coach, Charlie Sumner, Linebackers/Secondary, Jim Valek, Special Teams, Larry Weaver, Defensive Backfield

PASSING	ATT	CMP	YARDS	CMP%	YDS/ATT	TD	TD%	INT	INT%	LG	SK/YDS	RATING
Grogan	274	139	1976	50.7	7.21	11	4.0	18	6.6	62t	22/297	60.2
Plunkett	92	36	571	39.1	6.21	3	3.3	7	7.6	76	13/89	39.9
Graff	35	18	221	51.4	6.31	2	5.7	3	8.6	31t	4/34	54.4
Patriots	**401**	**193**	**2768**	**48.1**	**6.90**	**16**	**4.0**	**28**	**7.0**	**76**	**39/330**	**55.1**
Opps.	**368**	**213**	**2515**	**57.9**	**6.83**	**18**	**4.9**	**13**	**3.5**	**77t**	**33/271**	**80.5**

1976 FINAL OFFENSIVE STATISTICS (11-3)

Head Coach: Chuck Fairbanks (11-3) • Second in AFC-East • Home Stadium: Schaefer Stadium

DATE	W/L	SCORE	OPPONENT	ATTENDANCE
9/12	L	13-27	Baltimore	43,637
9/19	W	30-14	Miami	46,227
9/26	W	30-27 at	Pittsburgh	50,350
10/03	W	48-17	Oakland	61,279
10/10	L	10-30 at	Detroit	63,711
10/18	W	41-7	NY Jets	51,236
10/24	W	26-22 at	Buffalo	50,383
10/31	L	3-10 at	Miami	57,984
11/07	W	20-10	Buffalo	61,279
11/14	W	21-14 at	Baltimore	60,020
11/21	W	38-24 at	NY Jets	58,509
11/28	W	38-14	Denver	61,279
12/05	W	27-6	New Orleans	54,057
12/12	W	31-14 at	Tampa Bay	46,475
AFC PLAYOFF				
12/18	L	21-24 at	Oakland	54,037

Team Statistics

	PATS	OPP
TOTAL FIRST DOWNS	**260**	**258**
By Rushing	150	102
By Passing	95	134
By Penalty	15	22
Third Down: Md/Att.	76/192	90/209
Third Down: Eff.	39.6	43.0
TOTAL NET YARDS	**4694**	**4022**
Avg. per Game	335.3	287.3
Total Offensive Plays	918	947
Avg. per Play	5.1	4.2
NET YARDS RUSHING	**2948**	**1847**
Total Rushing Plays	591	462
Avg. per Rush	5.0	4.0
Avg. per Game	210.6	131.9
NET YARDS PASSING	**1746**	**2175**
Avg. per Game	124.7	155.4
Sacked/Yards Lost	19/164	47/429
Gross Yards Passing	1910	2604
Att./Completions	309/146	437/229
Completion Pct.	47.6	52.4
Had Intercepted	20	23
PUNTS/AVERAGE	**67/40.1**	**75/38.8**
PENALTIES/YARDS	**102/914**	**88/764**
FUMBLES/BALLS LOST	**28/16**	**37/27**
TOUCHDOWNS	**48**	**29**
Rushing	24	12
Passing	18	16
Returns	6	1

Score by Periods	1	2	3	4	OT	Total
Patriots	**54**	**133**	**97**	**92**	**0**	**376**
Opponents	**40**	**91**	**30**	**75**	**0**	**236**

SCORING	TD	Ru	Pa	Rt	PAT	FG	S	TP
Smith	0	0	0	0	42/46	15/25	0	87
Grogan	13	12	0	1	0	0	0	78
Johnson	10	6	4	0	0	0	0	60
Stingley	4	0	4	0	0	0	0	24
Cunningham	3	3	0	0	0	0	0	18
Francis	3	0	3	0	0	0	0	18
Chandler	3	0	3	0	0	0	0	18
Forte	2	1	1	0	0	0	0	12
Haynes	2	0	0	2	0	0	0	12
McCray	2	0	0	2	0	0	0	12
Calhoun	1	1	0	0	0	0	0	6
Phillips	1	1	0	0	0	0	0	6
Briscoe	1	0	1	0	0	0	0	6
Brock	1	0	1	0	0	0	0	6
Vataha	1	0	1	0	0	0	0	6
Hunt	1	0	0	1	0	0	0	6
Zabel	0	0	0	0	1/1	0/0	0	1
Team	0	0	0	0	0/1	0/0	0	0
PATRIOTS	**48**	**24**	**18**	**6**	**43/48**	**15/25**	**0**	**376**
Opponent	**29**	**12**	**16**	**1**	**26/29**	**12/17**	**0**	**236**

RUSHING	NO	YDS	AVG	LG	TD
Cunningham	172	824	4.8	24	3
Calhoun	129	721	5.6	54	1
Johnson	169	699	4.1	69t	6
Grogan	60	397	6.6	41t	12
Phillips	24	164	6.8	46	1
Forte	25	100	4.0	26	1
Stingley	8	45	5.6	27	0
Francis	2	12	6.0	8	0
Burks	1	2	2.0	2	0
Patrick	1	-16	-16.0	-16	0
Patriots	**591**	**2948**	**5.0**	**69t**	**24**
Opponents	**462**	**1847**	**4.0**	**46**	**12**

RECEIVING	NO	YDS	AVG	LG	TD
Johnson	29	343	11.8	53	4
Cunningham	27	299	11.1	41	0
Francis	26	367	14.1	48	3
Stingley	17	370	21.8	58t	4
Calhoun	12	56	4.7	12	0
Vataha	11	192	17.5	44	1
Briscoe	10	136	13.6	21	1
Chandler	5	49	9.8	29	3
Forte	3	9	3.0	6t	1
Burks	2	27	13.5	17	0
Feacher	2	38	19.0	21	0
Phillips	1	18	18.0	18	0
Brock	1	6	6.0	6t	1
Patriots	**146**	**1910**	**13.1**	**58t**	**18**
Opponents	**229**	**2604**	**11.4**	**55**	**16**

INTERCEPTIONS	NO	YDS	AVG	LG	TD
Haynes	8	90	11.3	28	0
McCray	5	182	36.4	63t	2
Fox	3	67	22.3	29	0
Howard	3	28	9.3	15	0
Hunt	2	106	53.0	68t	1
Nelson	2	32	16.0	34	0
Patriots	**23**	**505**	**22.0**	**68t**	**3**
Opponents	**20**	**380**	**19.0**	**76**	**0**

PUNTING	NO	YOS	AVG	LG	TB	IN20
Patrick	67	2688	40.1	52	12	12
Patriots	**67**	**2688**	**40.1**	**52**	**12**	**12**
Opp.	**75**	**2909**	**38.8**	**57**	**8**	**7**

PUNT RETURNS	ND	FC	YDS	AVG	LG	TD
Haynes	45	0	608	13.5	89t	2
Beaudoin	2	0	18	9.0	11	0
Stingley	1	0	2	2.0	2	0
Patriots	**48**	**0**	**628**	**13.1**	**89t**	**2**
Opponents	**37**	**7**	**288**	**7.8**	**32**	**0**

Kick Returns	No	Yds	Avg	Lg	TD
Phillips	14	397	28.4	71	0
Feacher	10	240	24.0	46	0
Calhoun	9	183	20.3	33	0
Beaudoin	6	134	22.3	44	0
Forte	3	62	20.7	29	0
Conn	2	29	14.5	26	0
Carter	1	19	19.0	19	0
McKay	1	23	23.0	23	0
Patriots	**46**	**1087**	**23.6**	**71**	**0**
Opponents	**71**	**1559**	**22.1**	**58**	**0**

Sacks: McGee 9.5, Barnes 8.0, Hamilton 6.5, Bishop 6.0, Adams 5.0, Zabel 4.0, Lunsford 2.5, Tipton 2.0, King 1.5, Nelson 1.0. Patriots 47.0, Opponents 19.0.

FIELD GOALS	1-19	20-29	30-39	40-49	50+
Smith	0/1	4/4	4/6	7/14	0/0
Patriots	**0/1**	**4/4**	**4/6**	**7/14**	**0/0**
Opp.	**1/1**	**2/2**	**4/5**	**4/8**	**1/1**

Smith: (31G,27G,39b) (42n,22G,47n) (42G,40G,26G,37n) (-) (41G) (-) (44G, 32G) (43G) (46G,33G) (48n,44n) (28G) (44n,19n,49G,41n) (43n) (30G).

Opponents: (28G,32G) (-) (32G,41G, 48n) (44G) (44n,36G) (-) (46G,34n) (47G) (31G) (40n) (19G) (-) (50G,47n, 29G) (-).

1976 AFC Eastern Division

TEAM	W	L	T	PCT.	PF	PA
Baltimore	11	3	0	.786	417	246
Patriots*	**11**	**3**	**0**	**.786**	**376**	**236**
Miami	6	8	0	.429	263	264
NY Jets	3	11	0	.214	169	383
Buffalo	2	12	0	.143	245	363

*Wild Card

AFC Championship: at Oakland 24, Pittsburgh 7

Super Bowl XI: Oakland 32, Minnesota 14; at Pasadena, CA

1976 Coaching Staff: Hank Bullough, Defensive Line, Rollie Dotsch, Outside Linebackers, Ron Erhardt, Offensive Backfield, Red Miller, Offensive Line, Ray Perkins, Receivers, John Polonchek, QBs/Special Asst. to Head Coach, Charlie Sumner, Linebackers/Secondary, Larry Weaver, Defensive Backfield, Tom Yewcic, Offensive Backfield/Special Teams.

PASSING	ATT	CMP	YARDS	CMP%	YDS/ATT	TD	TD%	INT	INT%	LG	SK/YDS	RATING
Grogan	302	145	1903	48.0	6.30	18	6.0	20	6.6	58t	18/155	60.8
Owen	5	1	7	20.0	1.40	0	0.0	0	0.0	7	0/0	39.0
Johnson	2	0	0	0.0	0.0	0	0.0	0	0.0	0	0/0	0.0
Briscoe	0	0	0	0.0	0.0	0	0.0	0	0.0	0	1/9	0.0
Patriots	**309**	**146**	**1910**	**47.2**	**6.25**	**18**	**5.8**	**20**	**6.5**	**58t**	**19/164**	**59.4**
Opps.	**437**	**229**	**2604**	**52.4**	**5.96**	**16**	**3.7**	**23**	**5.3**	**55**	**47/429**	**60.8**

1977 FINAL OFFENSIVE STATISTICS (9-5)

Head Coach: Chuck Fairbanks (9-5) • Third in AFC-East • Home Stadium: Schaefer Stadium

Date	W/L	Score	Opponent	Attendance
9/18	W	21-17	Kansas City	58,288
9/26	L	27-30	at Cleveland OT	77,910
10/02	L	27-30	at NY Jets	49,801
10/09	W	31-0	Seattle	54,363
10/16	W	24-20	at San Diego	51,143
10/23	W	17-3	Baltimore	61,279
10/30	W	24-13	NY Jets	61,279
11/06	L	14-24	Buffalo	61,279
11/13	L	5-17	at Miami	67,907
11/20	W	20-7	at Buffalo	31,157
11/27	W	14-6	Philadelphia	58,192
12/04	W	16-10	at Atlanta	60,738
12/11	W	14-10	Miami	61,279
12/18	L	24-30	at Baltimore	60,763

Team Statistics

	PATS	OPP
TOTAL FIRST DOWNS	**247**	**215**
By Rushing	132	86
By Passing	101	111
By Penalty	14	18
Third Down: Md/Att.	98/199	74/196
Third Down: Eff.	49.0	38.0
TOTAL NET YARDS	**4310**	**3638**
Avg. per Game	307.9	259.9
Total Offensive Plays	922	866
Avg. per Play	4.7	4.7
NET YARDS RUSHING	**2303**	**1605**
Total Rushing Plays	603	452
Avg. per Rush	3.8	3.6
Avg. per Game	164.5	114.6
NET YARDS PASSING	**2007**	**2033**
Avg. per Game	143.4	145.2
Sacked/Yards Lost	14/155	58/471
Gross Yards Passing	2162	2504
Att./Completions	305/160	356/188
Completion Pct.	52.5	52.8
Had Intercepted	21	19
PUNTS/AVERAGE	**68/34.6**	**78/39.1**
PENALTIES/YARDS	**112/931**	**71/610**
FUMBLES/BALLS LOST	**28/15**	**20/10**
TOUCHDOWNS	**33**	**26**
Rushing	13	8
Passing	17	16
Returns	3	2

Score by Periods	1	2	3	4	OT	Total
Patriots	**79**	**65**	**74**	**60**	**0**	**278**
Opponents	**58**	**23**	**61**	**72**	**3**	**217**

SCORING	TD	Ru	Pa	Rt	PAT	FG	S	TP
Smith	0	0	0	0	33/33	15/21	0	78
Stingley	6	1	5	0	0	0	0	36
Cunningham	5	4	1	0	0	0	0	30
Calhoun	4	4	0	0	0	0	0	24
Francis	4	0	4	0	0	0	0	24
Hasselbeck	4	0	4	0	0	0	0	24
Clayborn	3	0	0	3	0	0	1	20
Morgan	3	0	3	0	0	0	0	18
Forte	2	2	0	0	0	0	0	12
Grogan	1	1	0	0	0	0	0	6
Phillips	1	1	0	0	0	0	0	6
Patriots	**33**	**13**	**17**	**3**	**33/33**	**15/21**	**1**	**278**
Opponent	**26**	**8**	**16**	**2**	**22/26**	**13/21**	**0**	**217**

RUSHING	NO	YDS	AVG	LG	TD
Cunningham	270	1015	3.8	31t	4
Calhoun	198	727	3.7	25	4
Forte	62	157	2.5	16	2
Grogan	61	324	5.3	41	1
Phillips	5	27	5.4	13	1
Stingley	3	33	11.0	34t	1
Ivory	3	10	3.3	9	0
Morgan	1	10	10.0	10	0
Patriots	**603**	**2303**	**3.8**	**41**	**13**
Opponents	**452**	**1605**	**3.6**	**66**	**8**

RECEIVING	NO	YDS	AVG	LG	TD
Cunningham	42	370	8.8	35	1
Stingley	39	657	16.8	68	5
Morgan	21	443	21.1	64t	3
Francis	16	229	14.3	31t	4
Calhoun	13	152	11.7	47	0
Hasselbeck	9	76	8.4	21	4
Forte	8	88	11.0	22	0
Chandler	7	68	9.7	16	0
Burks	5	79	15.8	22	0
Patriots	**160**	**2162**	**13.5**	**68**	**17**
Opponents	**188**	**2504**	**13.3**	**78**	**16**

INTERCEPTIONS	NO	YDS	AVG	LG	TD
Haynes	5	54	10.8	22	0
McCray	4	61	15.2	48	0
Howard	4	10	2.2	6	0
Fox	3	39	13.0	27	0
Hunt	2	17	8.5	10	0
Barnes	1	13	13.0	13	0
Patriots	**19**	**194**	**10.2**	**48**	**0**
Opponents	**21**	**279**	**13.3**	**45**	**2**

PUNTING	NO	YDS	AVG	LG	TB	IN20	BLK
Patrick	68	2354	34.6	64	6	13	3
Patriots	**68**	**2354**	**34.6**	**64**	**6**	**13**	**3**
Opp.	**78**	**3048**	**39.1**	**65**	**9**	**10**	**0**

PUNT RETURNS	NO	FC	YDS	AVG	LG	TD
Morgan	16	2	220	13.8	53	0
Haynes	24	2	200	8.3	46	0
Forte	2	1	9	4.5	6	0
Beaudoin	1	0	0	0.0	0	0
Westbrook	0	1	0	0.0	0	0
Patriots	**43**	**6**	**429**	**10.0**	**53**	**0**
Opponents	**33**	**6**	**270**	**8.2**	**23**	**0**

KICK RETURNS	NO	YDS	AVG	LG	TD
Clayborn	28	869	31.0	101t	3
Phillips	6	93	15.5	22	0
Beaudoin	4	73	18.3	30	0
McKay	1	16	16.0	16	0
Patriots	**39**	**1051**	**26.9**	**101t**	**3**
Opponents	**52**	**1086**	**20.9**	**73**	**0**

Sacks: McGee 12.0, Hamilton 10.0, Adams 9.5, Shoate 6.0, Barnes 5.0, Nelson 5.0, Boyd 2.5, Fox 2.0, Lunsford 1.5, Bishop 1.0, Clayborn 1.0, Hunt 1.0, Ding 1.0, Zabel 0.5. Patriots 58.0, Opponents 14.0.

FIELD GOALS	1-19	20-29	30-39	40-49	50+
Smith	1/1	4/5	9/11	1/4	0/0
Patriots	**1/1**	**4/5**	**9/11**	**1/4**	**0/0**
Opp.	**0/1**	**5/5**	**7/11**	**1/4**	**0/0**

Smith: (-) (35G,28G) (44G,24G) (36G, 26wr) (28G) (18G) (30G) (-) (33G) (33G, 25G,44n) (-) (47s,36G,32G,29G,35b) (47b) (30G).

Opponents: (22G) (37G,37G,35G,44wr ,39b) (37b) (37G) (-) (-) (40G) (36G, 40wl,21G) (30G) (37wr,35G) (-) (19b) (33wl) (25G) (28G) (38wl,28G,45wl).

1977 AFC Eastern Division

TEAM	W	L	T	PCT.	PF	PA
Baltimore	10	4	0	.714	295	221
Miami	10	4	0	.714	313	197
Patriots	**9**	**5**	**0**	**.643**	**278**	**217**
NY Jets	3	11	0	.214	191	300
Buffalo	3	11	0	.214	160	313

AFC Championship: at Denver 20, Oakland 17

Super Bowl XII: Dallas 27, Denver 10; at New Orleans, LA

1977 Coaching Staff: Hank Bullough, Defensive Line, Ron Erhardt, Offensive Backfield, Leon McLaughlin, Offensive Line, Ray Perkins, Receivers, John Polonchek, QBs/Special Asst. to Head Coach, Charlie Sumner, Linebackers/ Secondary, Dick Walker, Defensive Backs, Tom Yewcic, Offensive Backfield/ Special Teams.

PASSING	ATT	CMP	YARDS	CMP%	YDS/ATT	TD	TD%	INT	INT%	LG	SK/YDS	RATING
Grogan	305	160	2162	52.5	7.09	17	5.6	21	6.9	68	14/155	65.2
Patriots	**305**	**160**	**2162**	**52.5**	**7.09**	**17**	**5.6**	**21**	**6.9**	**68**	**14/155**	**65.2**
Opps.	**356**	**188**	**2504**	**52.8**	**7.03**	**16**	**4.5**	**19**	**5.3**	**78**	**58/471**	**68.3**

1978 FINAL OFFENSIVE STATISTICS (11-5)

Head Coaches: Chuck Fairbanks (11-4); Ron Erhardt & Hank Bullough co-head coaches (0-1) • 1st in AFC-East • Home Stadium: Schaefer Stadium

DATE	W/L	SCORE	OPPONENT	ATTENDANCE
9/03	L	14-16	Washington	55,063
9/10	W	16-6 at	St. Louis	49,555
9/18	L	27-34	Baltimore	57,503
9/24	W	21-14 at	Oakland	53,500
10/01	W	28-23	San Diego	61,297
10/08	W	24-14	Philadelphia	61,297
10/15	W	10-7 at	Cincinnati	56,257
10/22	W	33-24	Miami	61,297
10/29	W	55-21	NY Jets	61,297
11/05	W	14-10 at	Buffalo	46,101
11/12	L	23-26	Houston	61,297
11/19	W	19-17 at	NY Jets	60,372
11/26	W	35-14 at	Baltimore	49,404
12/03	L	10-17 at	Dallas	65,045
12/10	W	26-24	Buffalo	59,927
12/18	L	3-23 at	Miami	75,445
AFC PLAYOFF				
12/31	L	14-31	Houston	61,297

Team Statistics

	PATS	OPP
TOTAL FIRST DOWNS	**322**	**258**
By Rushing	181	100
By Passing	125	143
By Penalty	16	15
Third Down: Md/Att.	92/203	96/220
Third Down: Eff.	45.3	43.6
TOTAL NET YARDS	**5965**	**4615**
Avg. per Game	372.8	288.4
Total Offensive Plays	1085	971
Avg. per Play	5.5	4.8
NET YARDS RUSHING	**3165**	**1852**
Total Rushing Plays	671	511
Avg. per Rush	4.7	3.6
Avg. per Game	197.8	115.8
NET YARDS PASSING	**2800**	**2763**
Avg. per Game	175.0	172.7
Sacked/Yards Lost	24/206	35/296
Gross Yards Passing	3006	3059
Att./Completions	390/196	425/235
Completion Pct.	50.3	55.3
Had Intercepted	25	22
PUNTS/AVERAGE	**61/35.0**	**78/39.5**
PENALTIES/YARDS	**92/852**	**81/683**
FUMBLES/BALLS LOST	**35/21**	**34/21**
TOUCHDOWNS	**46**	**38**
Rushing	30	14
Passing	15	21
Returns	1	3

Score by Periods	1	2	3	4	OT	Total
Patriots	77	122	63	96	0	358
Opponents	55	60	71	97	0	286

SCORING	TD	Ru	Pa	Rt	PAT	FG	S	TP
Ivory	11	11	0	0	0	0	0	66
Fosey	0	0	0	0	29/31	11/22	0	62
Cunningham	8	8	0	0	0	0	0	48
Jackson	6	0	6	0	0	0	0	36
Grogan	5	5	0	0	0	0	0	30
Morgan	5	0	5	0	0	0	0	30
Francis	4	0	4	0	0	0	0	24
Johnson	3	3	0	0	0	0	0	18
McAlister	2	2	0	0	0	0	0	12
Smith	0	0	0	0	6/7	1/1	0	9
Lowery	0	0	0	0	7/7	0/1	0	7
Calhoun	1	1	0	0	0	0	0	6
Haynes	1	0	0	1	0	0	0	6
Bishop	0	0	0	0	0	0	1	2
Fox	0	0	0	0	0	0	1	2
Wilson	0	0	0	0	0/1	0/0	0	0
PATRIOTS	**46**	**30**	**15**	**1**	**42/46**	**12/24**	**2**	**358**
Opponent	**38**	**14**	**21**	**3**	**31/38**	**9/19**	**0**	**286**

RUSHING	NO	YDS	AVG	LG	TD
Cunningham	199	768	3.9	52t	8
Ivory	141	693	4.9	28	11
Johnson	147	675	4.6	52	3
Grogan	81	539	6.7	31	5
Calhoun	76	391	5.1	73	1
McAlister	19	77	4.1	16	2
Morgan	2	11	5.5	6	0
Jackson	1	7	7.0	7	0
Tatupu	3	6	2.0	3	0
Wilson	1	0	0.0	0	0
Westbrook	1	-2	-2.0	-2	0
Patriots	**671**	**3165**	**4.7**	**73**	**30**
Opponents	**511**	**1852**	**3.6**	**32t**	**14**

RECEIVING	NO	YDS	AVG	LG	TD
Francis	39	543	13.9	53	4
Jackson	37	743	20.1	57	6
Morgan	34	820	24.1	75t	5
Cunningham	31	297	9.6	31	0
Jonnson	26	267	10.3	31	0
Ivory	14	122	8.7	18	0
Hasselbeck	7	107	15.3	24	0
Westbrook	3	38	12.7	19	0
Calhoun	3	29	9.7	15	0
Pennywell	1	28	28.0	28	0
McAlister	1	12	12.0	12	0
Patriots	**196**	**3006**	**15.3**	**75t**	**15**
Opponents	**235**	**3059**	**13.0**	**67t**	**21**

INTERCEPTIONS	NO	YOS	AVG	LG	TO
Haynes	6	123	20.5	50	1
Nelson	5	104	20.8	37	0
Clayborn	4	72	18.0	44	0
Beaudoin	3	25	8.3	13	0
Fox	2	10	5.0	10	0
Conn	1	24	24.0	24	0
Zabel	1	0	0.0	0	0
Patriots	**22**	**358**	**16.3**	**50**	**1**
Opponents	**25**	**252**	**10.1**	**49**	**1**

PUNTING	NO	YOS	AVG	LG	TB	IN20	BLK
Wilson	54	1921	35.6	57	4	14	0
Patrick	7	216	30.9	47	0	2	0
Patriots	**61**	**2137**	**35.0**	**57**	**4**	**16**	**0**
Opp.	**78**	**3081**	**39.5**	**63**	**8**	**17**	**0**

PUNT RETURNS	NO	FC	YOS	AVG	LG	TO
Morgan	32	4	335	10.5	48	0
Haynes	14	2	183	13.1	35	0
Conn	1	2	2	2.0	2	0
Patriots	**47**	**8**	**520**	**11.1**	**48**	**0**
Opponents	**29**	**10**	**272**	**9.4**	**30**	**0**

KICK RETURNS	NO	YOS	AVG	LG	TO
Clayborn	27	636	23.6	60	0
McAlister	10	186	18.6	32	0
Westbrook	7	125	17.9	33	0
Ivory	7	165	23.6	33	0
Morgan	1	17	17.0	17	0
Wheeler	1	0	0.0	0	0
Conn	1	26	26.0	26	0
Tatupu	1	17	17.0	17	0
Patriots	**55**	**1172**	**21.3**	**60**	**0**
Opponents	**69**	**1576**	**22.8**	**90t**	**1**

FIELD GOALS	1-19	20-29	30-39	40-49	50+
Smith	0/0	1/1	0/0	0/0	0/0
Lowery	0/0	0/0	0/0	0/1	0/0
Posey	1/1	3/4	5/11	2/6	0/0
Patriots	**1/1**	**4/5**	**5/11**	**2/7**	**0/0**
Opp.	**0/0**	**5/6**	**1/5**	**2/5**	**1/3**

Smith: (-) (24G) (-). **Lowery:** (-) (45wl).
Posey: (42G,36wl) (19G) (29G,37wr) (-) (48n) (32G,34G,37G,38wl,25wl) (48n, 47G,24G) (31s) (46b,30G,36b,39n) (42s,21G) (35G).

Opponents: (26g,54wr) (-) (-) (35wl, 47wl) (38wl,41G) (-) (25wr,44wl,52G, 51wr) (29G,45wl) (-) (21G) (-) (45G,33n) (31wl) (26G) (26G) (30G).

1978 AFC Eastern Division

TEAM	W	L	T	PCT.	PF	PA
Patriots	**11**	**5**	**0**	**.688**	**358**	**286**
Miami*	11	5	0	.688	373	254
N Y Jets	8	8	0	.500	359	364
Buffalo	5	11	0	.313	302	354
Baltimore	5	11	0	.313	239	421

*Wild Card

AFC Championship: at Pittsburgh 34, Houston 5

Super Bowl XIII: Pittsburgh 35, Dallas 31; at Miami, Fla.

1978 Coaching Staff: Raymond Berry, Receivers, Hank Bullough, Defensive Line, Ron Erhardt, Offensive Backfield, John Polonchek, QBs/Special Asst. to Head Coach, Jim Ringo, Offensive Line, Fritz Shurmur, Defensive Line, Charlie Sumner, Linebackers/Secondary, Tom Yewcic, Offensive Backfield/Special Teams.

PASSING	ATT	CMP	YARDS	CMP%	YDS/ATT	TO	TO%	INT	INT%	LG	SK/YDS	RATING
Grogan	362	181	2824	50.0	7.80	15	4.1	23	6.4	75t	21/184	63.3
Owen	26	15	182	57.7	7.00	0	0.0	2	7.7	23	3/22	47.3
Johnson	2	0	0	0.0	0.00	0	0.0	0	0.0	0	0/0	--
Patriots	**390**	**196**	**3006**	**50.3**	**7.71**	**15**	**3.8**	**25**	**6.4**	**75t**	**24/206**	**62.2**
Opps.	**425**	**235**	**3059**	**55.3**	**7.19**	**21**	**4.9**	**22**	**5.1**	**67t**	**35/296**	**73.1**

1979 FINAL OFFENSIVE STATISTICS (9-7)

Head Coach: Ron Erhardt (9-7) • Second in AFC-East • Home Stadium: Schaefer Stadium

DATE	W/L	SCORE	OPPONENT	ATTENDANCE
9/03	L	13-16	Pittsburgh OT	60,798
9/09	W	56-3	NY Jets	53,113
9/16	W	29-14	at Cincinnati	41,805
9/23	W	27-21	San Diego	60,916
10/01	L	14-27	at Green Bay	52,842
10/07	W	24-17	Detroit	60,629
10/14	W	27-7	at Chicago	54,128
10/21	W	28-13	Miami	61,096
10/28	L	26-31	at Baltimore	41,029
11/04	W	26-6	at Buffalo	67,935
11/11	L	10-45	at Denver	74,379
11/18	W	50-21	Baltimore	60,879
11/25	L	13-16	Buffalo OT	60.991
11/29	L	24-39	at Miami	69,174
12/09	L	26-27	at NY Jets	60,372
12/16	W	27-23	Minnesota	54,719

Team Statistics

	PATS	OPP
TOTAL FIRST DOWNS	**318**	**283**
By Rushing	132	118
By Passing	159	139
By Penalty	27	26
Third Down: Md/Att.	113/254	85/225
Third Down: Eff.	44.4	37.7
TOTAL NET YARDS	**5470**	**4323**
Avg. per Game	341.9	270.2
Total Offensive Plays	1127	1019
Avg. per Play	4.8	4.3
NET YARDS RUSHING	**2252**	**1770**
Total Rushing Plays	603	495
Avg. per Rush	3.7	3.6
Avg. per Game	140.8	110.6
NET YARDS PASSING	**3218**	**2553**
Avg. per Game	201.1	159.6
Sacked/Yards Lost	49/382	57/512
Gross Yards Passing	3600	3065
Att./Completions	475/237	467/246
Completion Pct.	49.9	52.7
Had Intercepted	23	20
PUNTS/AVERAGE	**84/36.2**	**94/38.7**
PENALTIES/YARDS	**99/864**	**103/917**
FUMBLES/BALLS LOST	**28/15**	**35/22**
TOUCHDOWNS	**49**	**39**
Rushing	16	22
Passing	30	13
Returns	3	4

Score by Periods	1	2	3	4	OT	Total
Patriots	85	137	60	129	0	411
Opponents	87	93	71	69	6	326

SCORING	TD	Ru	Pa	Rt	PAT	FG	S	TP
Smith	0	0	0	0	46/49	23/33	0	115
Morgan	13	0	12	1	0	0	0	78
Jackson	7	0	7	0	0	0	0	42
Calhoun	6	5	1	0	0	0	0	36
Francis	5	0	5	0	0	0	0	30
Cunningham	5	5	0	0	0	0	0	30
Ivory	3	1	2	0	0	0	0	18
Clark	2	2	0	0	0	0	0	12
Grogan	2	2	0	0	0	0	0	12
Hawkins	1	0	0	1	0	0	0	6
Sanford	1	0	0	1	0	0	0	6
Westbrook	1	0	1	0	0	0	0	6
Penneywell	1	0	1	0	0	0	0	6
Johnson	1	1	0	0	0	0	0	6
Jarvis	1	0	1	0	0	0	0	6
PATRIOTS	**49**	**16**	**30**	**3**	**46/49**	**23/33**	**1**	**411**
Opponent	**39**	**22**	**13**	**4**	**36/39**	**18/26**	**1**	**326**

RUSHING	NO	YDS	AVG	LG	TD
Cunningham	159	563	3.5	27	5
Ivory	143	522	3.7	52	1
Calhoun	137	456	3.3	29	5
Grogan	62	368	5.8	26	2
Johnson	43	132	3.1	15	1
Clark	19	84	4.4	19	2
Tatupu	23	71	3.1	12	0
Morgan	7	39	5.6	17	0
Jackson	3	12	4.0	12	0
Westbrook	2	8	4.0	4	0
Owen	2	-1	-0.5	0	0
Cavanaugh	1	-2	-2.0	-2	0
Patriots	**603**	**2252**	**3.7**	**52**	**16**
Opponents	**495**	**1770**	**3.6**	**39**	**22**

RECEIVING	NO	YDS	AVG	LG	TD
Jackson	45	1013	22.5	59	7
Morgan	44	1002	22.8	63t	12
Francis	39	557	14.3	44	5
Cunningham	29	236	8.1	20	0
Ivory	23	216	9.4	24	2
Calhoun	15	66	4.4	14	1
Hasselbeck	13	158	12.2	41	0
Westbrook	9	173	19.2	38	1
Johnson	9	68	7.6	11	0
Pennywell	4	35	8.8	13t	1
Clark	2	35	17.5	20	0
Javis	2	30	15.0	15t	1
Tatupu	2	9	4.5	5	0
Chandler	1	2	2.0	2	0
Patriots	**237**	**3600**	**15.2**	**63t**	**30**
Opponents	**246**	**3065**	**12.5**	**82**	**13**

INTERCEPTIONS	NO	YDS	AVG	LG	TD
Clayborn	5	56	11.2	27	0
Haynes	3	66	22.0	33	0
McCray	3	48	16.0	26	0
Fox	2	38	19.0	25	0
Hawkins	2	35	17.5	35t	1
Sanford	1	39	39.0	12	0
Beaud	1	30	30.0	30	0
Costict	1	22	22.0	22	0
Nelson	1	18	18.0	18	0
Shoate	1	0	0.0	0	0
Patriots	**20**	**352**	**17.6**	**35t**	**1**
Opponents	**23**	**417**	**18.1**	**56**	**0**

PUNTING	NO	YDS	AVG	LG	TB	IN20	BLK
Hare	83	3038	36.6	58	11	20	1
Patriots	**84**	**3038**	**36.2**	**58**	**11**	**20**	**1**
Opp.	**94**	**3641**	**38.7**	**63**	**9**	**11**	**1**

PUNT RETURNS	NO	FC	YOS	AVG	LG	TD
Morgan	29	21	289	10.0	80t	1
Haynes	5	1	16	3.2	5	0
Westbrook	2	0	5	2.5	5	0
Sanford	1	0	1	1.0	1	0
Patriots	**37**	**22**	**311**	**8.4**	**80t**	**1**
Opponents	**28**	**17**	**317**	**11.3**	**75t**	**1**

KICK RETURNS	NO	YDS	AVG	LG	TD
Clark	37	816	22.1	38	0
Sanford	10	179	17.9	23	0
Westbrook	11	151	13.7	30	0
Clayborn	2	33	16.5	20	0
Tatupu	3	15	5.0	12	0
Washington	1	18	18.0	18	0
Ivory	1	15	15.0	15	0
Morgan	1	12	12.0	12	0
Patriots	**66**	**1239**	**18.8**	**38**	**0**
Opponents	**80**	**1621**	**20.3**	**45**	**0**

Sacks: McGee 10.5, Bishops 8.5, Lunsford 8.0, Hamilton 7.0, Hawkins 7.0, Adams 6.0, Shoate 4.0, Costict 2.0, Nelson 2.0, Clayborn 1.0, Fox 1.0. Patriots 57.0, Opponents 49.0.

FIELD GOALS	1-19	20-29	30-39	40-49	50+
Smith	0/0	6/6	11/13	6/14	0/0
Patriots	**0/0**	**6/6**	**11/13**	**6/14**	**0/0**
Opp.	**0/0**	**7/7**	**5/7**	**5/11**	**1/1**

Smith: (31G,32G) (-) (37n,47b,39G,39G) (31G,31G) (42n) (44n,48n,29G) (21G, 29G) (48n) (42G,39G) (48n,49b,33G, 37G) (42G) (24G,29G,42G) (47G,40n, 32G) (28G) (47G,34n) (42G,30G).

Opponents: (43n,41G) (30G) (37n) (48n) (-) (26G) (-) (53G,40G) (37G,44n) (39G,40G,37n,49n,40n) (49G) (-) (29G, 26G,29G) (31G,33G,27G) (39G,25G) (24G,43s).

1979 AFC Eastern Division

TEAM	W	L	T	PCT.	PF	PA
Miami	10	6	0	.625	341	257
Patriots	**9**	**7**	**0**	**.563**	**411**	**326**
NY Jets	8	8	0	.500	337	383
Buffalo	7	9	0	.438	268	279
Baltimore	5	11	0	.313	271	351

AFC Championship: at Pittsburgh 27, Houston 13

Super Bowl XIV: Pittsburgh 31, Los Angeles Rams 19; at Pasadena, CA

1979 Coaching Staff: Raymond Berry, Receivers, Hank Bullough, Defensive Line, Gino Cappelletti, Special Teams, Billy Kinard, Defensive Backfield, John Polonchek, QBs/Special Asst. to Head Coach, Jim Ringo, Offensive Line, Fritz Shurmur, Defensive Line, Tom Yewcic, Offensive Backfield.

PASSING	ATT	CMP	YARDS	CMP%	YDS/ATT	TD	TD%	INT	INT%	LG	SK/YDS	RATING
Grogan	423	206	3286	48.7	7.77	28	6.6	20	4.7	63t	45/341	77.4
Owen	47	27	248	57.4	5.28	2	4.3	3	6.4	32	4/41	59.5
Westbrook	2	2	52	100.0	26.0	0	0.0	0	0.0	28	0/0	193.8
Cavanaugh	1	1	10	100.0	10.0	0	0.0	0	0.0	10	0/0	127.1
Hare	1	1	4	100.0	4.0	0	0.0	0	0.0	4	0/0	102.1
Jackson	1	0	0	0.0	0.0	0	0.0	0	0.0	0/0	0/0	--
Patriots	**475**	**237**	**3600**	**49.9**	**7.58**	**30**	**6.3**	**23**	**4.8**	**63t**	**49/382**	**76.2**
Opps.	**467**	**246**	**3065**	**52.7**	**6.56**	**13**	**2.8**	**20**	**4.3**	**82**	**57/512**	**64.8**

1980 FINAL OFFENSIVE STATISTICS (10-6)

Head Coach: Ron Erhardt (10-6) • Second in AFC-East • Home Stadium: Schaefer Stadium

DATE	W/L	SCORE	OPPONENT	ATTENDANCE
9/07	W	34-17	Cleveland	49,222
9/14	L	21-37	Atlanta	48,321
9/21	W	37-31	at Seattle	61,035
9/29	W	23-14	Denver	59,602
10/05	W	21-11	at NY Jets	53,603
10/12	W	34-0	Miami	60,377
10/19	W	37-21	at Baltimore	53,924
10/26	L	13-31	at Buffalo	75,092
11/02	W	34-21	NY Jets	60,834
11/10	L	34-38	at Houston	51,524
11/16	L	14-17	Los Angles	60,609
11/23	W	47-21	Baltimore	60,994
11/30	L	17-21	at San Francisco	45,254
12/08	L	13-16	at Miami (ot)	63,292
12/14	W	24-2	Buffalo	58,324
12/21	W	38-27	at New Orleans	38,277

Team Statistics

	PATS	OPP
TOTAL FIRST DOWNS	**319**	**270**
By Rushing	139	118
By Passing	154	141
By Penalty	26	11
Third Down: Md/Att.	98/210	79/214
Third Down: Eff.	46.7	36.9
TOTAL NET YARDS	**5435**	**4762**
Avg. per Game	339.7	297.6
Total Offensive Plays	1026	983
Avg. per Play	5.3	4.8
NET YARDS RUSHING	**2240**	**1876**
Total Rushing Plays	588	481
Avg. per Rush	3.8	3.9
Avg. per Game	140.0	117.3
NET YARDS PASSING	**3195**	**2886**
Avg. per Game	199.7	180.4
Sacked/Yards Lost	25/200	44/346
Gross Yards Passing	3395	3232
Att./Completions	413/240	458/266
Completion Pct.	58.1	58.1
Had Intercepted	27	24
PUNTS/AVERAGE	**63/38.0**	**92/41.0**
PUNT RETURNS/AVG	**28/8.5**	**60/8.6**
NET PUNTING AVG.	**33.6**	**33.3**
PENALTIES/YARDS	**79/696**	**92/833**
FUMBLES/BALLS LOST	**19/9**	**31/10**
TOUCHDOWNS	**52**	**40**
Rushing	19	12
Passing	27	28
Returns	6	0

Score by Periods	1	2	3	4	OT	Total
Patriots	77	132	110	122	0	441
Opponents	64	97	56	105	3	325

SCORING	TD	Ru	Pa	Rt	PAT	FG	S	TP
Smith	0	0	0	0	51/51	26/34	0	129
Calhoun	9	9	0	0	0	0	0	54
Francis	8	0	8	0	0	0	0	48
Morgan	6	0	6	0	0	0	0	36
Jackson	5	0	5	0	0	0	0	30
Hasselback	4	0	4	0	0	0	0	24
Ivory	3	2	0	1	0	0	0	18
Johnson	3	0	3	0	0	0	0	18
Tatupu	3	3	0	0	0	0	0	18
Clark	2	1	0	1	0	0	0	12
Ferguson	2	2	0	0	0	0	0	12
Foreman	1	1	0	0	0	0	0	6
Grogan	1	1	0	0	0	0	0	6
Pennywell	1	0	1	0	0	0	0	6
Haynes	1	0	0	1	0	0	0	6
James	1	0	0	1	0	0	0	6
Shoate	1	0	0	1	0	0	0	6
Sanford	1	0	0	1	0	0	0	6
Team	0	0	0	0	0/1	0	0	0
PATRIOTS	**52**	**19**	**27**	**6**	**51/52**	**26/34**	**0**	**441**
Opponent	**40**	**12**	**28**	**0**	**39/40**	**14/20**	**2**	**325**

RUSHING	NO	YDS	AVG	LG	TD
Ferguson	211	818	3.9	44	2
Calhoun	200	787	3.9	22t	9
Grogan	30	112	3.7	19	1
Ivory	42	111	2.6	20t	2
Tatupu	33	97	2.9	11	3
Cavanaugh	19	97	5.1	22	0
Foreman	23	63	2.7	7	1
Clark	9	56	6.2	15	1
Jackson	5	37	7.4	16	0
Morgan	4	36	9.0	16	0
Johnson	11	26	2.4	11	0
Hubach	1	0	0.0	0	0
Patriots	**588**	**2240**	**3.8**	**44**	**19**
Opponents	**481**	**1876**	**3.9**	**33**	**12**

RECEIVING	NO	YDS	AVG	LG	TD
Morgan	45	991	22.0	71	6
Francis	41	664	16.2	39	8
Jackson	35	737	21.1	40	5
Calhoun	27	129	4.8	12	0
Johnson	24	259	10.8	22	3
Ferguson	22	173	7.9	18	0
Foreman	14	99	7.1	18	0
Ivory	12	95	7.9	19	0
Hasselbeck	8	130	16.3	35t	4
Westbrook	4	60	15.0	21	0
Pennywell	4	31	7.8	16	1
Tatupu	4	27	6.8	11	0
Patriots	**240**	**3395**	**14.1**	**71**	**27**
Opponents	**266**	**3232**	**12.2**	**79t**	**28**

INTERCEPTIONS	NO	YDS	AVG	LG	TD
Clayborn	5	87	17.4	29	0
Fox	4	41	10.2	23	0
James	4	32	8.0	19	0
Shoate	3	50	16.7	42t	1
Nelson	3	37	12.3	33	0
Hawkins	2	5	2.5	5	0
Haynes	1	31	31.0	31	0
Mathews	1	5	5.0	5	0
Sanford	1	0	0.0	0	0
Patriots	**24**	**288**	**12.0**	**42t**	**1**
Opponents	**27**	**369**	**13.7**	**80**	**0**

PUNTING	NO	YDS	AVG	TB	IN20	LG	BLK
Hubach	63	2392	38.0	2	12	69	0
Patriots	**63**	**2392**	**38.0**	**2**	**12**	**69**	**0**
Opp.	**92**	**3775**	**41.0**	**10**	**14**	**66**	**0**

PUNT RETURNS	NO	FC	YDS	AVG	LG	TD
James	33	3	331	10.0	75t	1
Haynes	17	2	140	8.2	35	0
Brown	10	1	42	4.2	14	0
Patriots	**60**	**6**	**513**	**8.6**	**75t**	**1**
Opponents	**28**	**13**	**237**	**8.5**	**25**	**0**

KICK RETURNS	NO	YDS	AVG	LG	TD
Ivory	36	992	27.6	98t	1
Brown	9	156	17.3	26	0
Currier	6	98	16.3	26	0
Westbrook	1	14	14.0	14	0
Clark	3	21	7.0	13	0
Pennywell	1	0	0.0	0	0
Patriots	**56**	**1281**	**22.9**	**98t**	**1**
Opponents	**90**	**1649**	**18.3**	**35**	**0**

Sacks: Adams 9.0, Hamilton 8.0, McGee 7.5, Shoate 6.0, Bishop 5.5, Zamberlain 2.5, Hawkins 2.0, Haynes 1.0, McGrew 1.0, Sanford 1.0, McDougald 0.5. Patriots 44.0, Opponents 25.0.

FIELD GOALS	1-19	20-29	30-39	40-49	50+
Smith	2-2	11-11	10-14	3-7	0-0
Patriots	**2-2**	**11-11**	**10-14**	**3-7**	**0-0**
Opp.	**0-0**	**8-8**	**4-8**	**2-3**	**0-1**

Smith: (37G,35G) (-) 19G,30G,44w,29G) (26G,19G,36G) (-) 30G,34w,36G) (27G, 29G,37G) (41G,32G) (21G, 27G, 44w) (26G,44G,32b) (47s) (22G, 35G) (37w, 42G) (23G,33G,35b) (40w,27G) (22G).

Opponents: (25G) (26G,27G,39G) (33G) (73s) (49b,39w,40G) (-) (35w) (23G,39w) (-) (45G) (29G) (39w) (-) (27G, 24G,23G) (-) (30G,38G).

1980 AFC Eastern Division

TEAM	W	L	T	PCT.	PF	PA
Buffalo	11	5	0	.688	320	260
Patriots	**10**	**6**	**0**	**.625**	**441**	**325**
Miami	8	8	0	.500	266	305
Baltimore	7	9	0	.438	355	387
NY Jets	4	12	0	.250	302	395

AFC Championship: Oakland 34, at San Diego 27

Super Bowl XV: Oakland 27, Philadelphia 10; at New Orleans, LA

1980 Coaching Staff: Raymond Berry, Receivers, Gino Cappelletti, Special Teams, Billy Kinard, Defensive Backfield, Bill Parcells, Linebackers, John Polonchek, QBs/Special Asst. to Head Coach, Jim Ringo, Offensive Line, Fritz Shurmur, Defensive Coordinator/Line, Tom Yewcic, Offensive Backfield.

PASSING	ATT	CMP	YARDS	CMP%	YDS/ATT	TD	TD%	INT	INT%	LG	SK/YDS	RATING
Grogan	306	175	2475	57.2	8.09	18	5.9	22	7.2	71	17/138	73.1
Cavanaugh	105	63	885	60.0	8.43	9	8.6	5	4.8	40	8/62	95.9
Jackson	2	2	35	100.00	17.5	0	0.0	0	0.0	23	0/0	158.3
Patriots	**413**	**240**	**3395**	**58.1**	**8.22**	**27**	**6.5**	**27**	**6.5**	**71**	**25/200**	**79.3**
Opps.	**458**	**266**	**3232**	**58.1**	**7.06**	**28**	**6.1**	**24**	**5.2**	**79t**	**44/346**	**78.4**

1981 FINAL OFFENSIVE STATISTICS (2-14)

Head Coach: Ron Erhardt (2-14) • Fifth in AFC-East • Home Stadium: Schaefer Stadium

DATE	W/L	SCORE	OPPONENT	ATTENDANCE
9/06	L	28-29	Baltimore	49,572
9/13	L	3-13 at	Philadelphia	71,089
9/21	L	21-35	Dallas	60,311
9/27	L	21-27 at	Pittsburgh OT	53,344
10/04	W	33-17	Kansas City	55,931
10/11	L	24-28 at	NY Jets	55,093
10/18	W	38-10	Houston	60,474
10/25	L	22-24 at	Washington	50,394
11/01	L	17-27 at	Oakland	44,246
11/08	L	27-30	Miami OT	60,436
11/15	L	6-17	NY Jets	45,342
11/22	L	17-20 at	Buffalo	71,593
11/29	L	20-27	St. Louis	39,946
12/06	L	14-24 at	Miami	50,421
12/13	L	10-19	Buffalo	42,549
12/20	L	21-23 at	Baltimore	17,073

Team Statistics

	PATS	OPP
TOTAL FIRST DOWNS	306	328
By Rushing	124	160
By Passing	166	148
By Penalty	16	20
Third Down: Md/Att.	77/208	100/230
Third Down: Eff.	37.0	43.5
TOTAL NET YARDS	**5623**	**5827**
Avg. per Game	351.4	364.2
Total Offensive Plays	1026	1103
Avg. per Play	5.5	5.3
NET YARDS RUSHING	**2040**	**2950**
Total Rushing Plays	499	644
Avg. per Rush	4.1	4.5
Avg. per Game	127.5	184.4
NET YARDS PASSING	**3583**	**2877**
Avg. per Game	223.9	179.8
Sacked/Yards Lost	45/321	20/175
Gross Yards Passing	3904	3052
Att./Completions	482/254	439/243
Completion Pct.	52.7	55.3
Had Intercepted	34	16
PUNTS/AVERAGE	**75/39.3**	**74/38.8**
NET PUNTING AVG.	**31.8**	**34.5**
PENALTIES/YARDS	**88/725**	**86/763**
FUMBLES/BALLS LOST	**32/16**	**34/17**
TOUCHDOWNS	**40**	**42**
Rushing	23	20
Passing	17	18
Returns	0	4

Score by Periods	1	2	3	4	OT	Total
Patriots	68	92	67	95	0	322
Opponents	78	117	90	76	9	370

SCORING	TD	Ru	Pa	Rt	PAT	FG	S	TP
Smith	0	0	0	0	37/39	15/24	0	82
Collins	7	7	0	0	0	0	0	42
Morgan	6	0	6	0	0	0	0	36
Hasselbeck	6	0	6	0	0	0	0	36
Cunningham	4	4	0	0	0	0	0	24
Cavanaugh	3	3	0	0	0	0	0	18
Ferguson	3	3	0	0	0	0	0	18
Tatupu	3	2	1	0	0	0	0	18
Calhoun	2	2	0	0	0	0	0	12
Grogan	2	2	0	0	0	0	0	12
Westbrook	2	0	2	0	0	0	0	12
Pennywell	1	0	1	0	0	0	0	6
Johnson	1	0	1	0	0	0	0	6
Team	0	0	0	0	0/1	0	0	0
PATRIOTS	**40**	**23**	**17**	**0**	**37/40**	**15/24**	**0**	**322**
Opponent	**42**	**20**	**18**	**4**	**39/41**	**25/39**	**2**	**370**

RUSHING	NO	YDS	AVG	LG	TD
Collins	204	873	4.3	29	7
Ferguson	78	340	4.4	19t	3
Cunningham	86	269	3.1	12	4
Calhoun	57	205	3.6	33	2
Tatupu	38	201	5.3	43	2
Cavanaugh	17	92	5.4	11	3
Grogan	12	49	4.1	24t	2
Morgan	2	21	10.5	11	0
Pennywell	1	3	3.0	3	0
Johnson	2	1	0.5	5	0
Jackson	2	-14	-7.0	-5	0
Patriots	**499**	**2040**	**4.1**	**43**	**23**
Opponents	**644**	**2950**	**4.6**	**75t**	**20**

RECEIVING	NO	YDS	AVG	LG	TD
Hasselbeck	46	808	17.6	51	6
Morgan	44	1029	23.4	76t	6
Jackson	39	669	17.2	45	0
Johnson	39	429	11.0	36	1
Collins	26	232	9.0	22	0
Tatupu	12	132	11.0	41	1
Cunningham	12	92	7.7	12	0
Dawson	7	126	18.0	42	0
Westbrook	7	122	17.4	32	2
Calhoun	7	71	10.1	20	0
Toler	5	70	14.0	23	0
Ferguson	4	39	9.8	20	0
Pennywell	3	49	16.3	22t	1
Grogan	2	27	13.5	16	0
Cavanaugh	1	9	9.0	9	0
Patriots	**254**	**3904**	**15.4**	**76t**	**17**
Opponents	**243**	**3052**	**12.6**	**55**	**18**

INTERCEPTIONS	NO	YOS	AVG	LG	TD
Sanford	3	28	9.3	21	0
Fox	3	20	6.7	20	0
Clayborn	2	39	19.5	39	0
James	2	29	14.5	21	0
Buben	1	49	49.0	49	0
Hawkins	1	16	16.0	16	0
Zamberlin	1	11	11.0	11	0
Haynes	1	3	3.0	3	0
Shoate	1	0	0.0	0	0
K. Lee	1	0	0.0	0	0
Patriots	**16**	**195**	**12.2**	**49**	**0**
Opponents	**34**	**570**	**16.8**	**67**	**1**

PUNTING	NO	YOS	AVG	TB	IN20	LG	BLK
Camarillo	47	1959	41.7	9	12	75	0
Hubach	19	726	38.2	2	2	56	0
Hartly	9	266	30.0	2	0	41	0
Patriots	**75**	**2951**	**39.3**	**13**	**14**	**75**	**0**
Opp.	**74**	**2872**	**38.8**	**6**	**22**	**65**	**0**

PUNT RETURNS	NO	FC	YDS	AVG	LG	TD
Morgan	15	4	116	7.7	26	0
James	7	2	56	8.0	18	0
Haynes	6	1	12	2.0	6	0
Collins	3	0	15	5.0	15	0
Patriots	**31**	**7**	**199**	**6.4**	**26**	**0**
Opponents	**35**	**8**	**305**	**8.7**	**75t**	**1**

KICK RETURNS	NO	YOS	AVG	LG	TD
Collins	39	773	19.8	30	0
Toler	9	148	16.4	32	0
Sanford	4	82	20.5	27	0
Johnson	3	53	17.7	19	0
Dombroski	2	45	22.5	24	0
Calhoun	2	38	19.0	22	0
K. Lee	2	20	10.0	16	0
Ivory	1	19	19.0	19	0
Hasselbeck	1	7	7.0	7	0
Matthews	1	5	5.0	5	0
Hamilton	1	0	0.0	0	0
Patriots	**65**	**1190**	**18.3**	**32**	**0**
Opponents	**68**	**1326**	**19.5**	**53**	**0**

Sacks: McGee 5.5, Bishop 4.5, Lee 3.0, Adams 3.0, Shoate 2.0, Hawkins 1.0, Hamilton 1.0. Patriots 20.0, Opponents 45.

FIELD GOALS	1-19	20-29	30-39	40-49	50+
Smith	0-0	7-7	2-6	5-7	1-4
Patriots	**0-0**	**7-7**	**2-6**	**5-7**	**1-4**
Opp.	**1-1**	**11-12**	**6-10**	**6-14**	**1-2**

Smith: (50w,39w) (22G) (43s) (-) (50G, 43G) (22G) (32w,21G) (25G,22G,46G, 53s) (38G) (27G,34G) (42G,29G) (43G, 35b) (39w) (49G, 50G) (42G) (-).

Opponents: (48G,19G,35G) (46G,22G, 44w) (26G,40w,26G,27G,25G) (39w,48w) (40w,35G) (50w,43w) (42G) (40b,34G) (51G, 27w,26G) (24G,26G,30G) (47G, 39w) (28G, 42w,23G,38w) (44G,45G) (37G,32G) (29G) (30G,46s).

1981 AFC Eastern Division

TEAM	W	L	T	PCT.	PF	PA
Miami	11	4	1	.719	345	275
NY Jets*	10	5	1	.656	355	287
Buffalo	10	6	0	.625	311	276
Baltimore	2	14	0	.125	259	533
Patriots	**2**	**14**	**0**	**.125**	**322**	**370**

*Wild Card

AFC Championship: at Cincinnati 27, San Diego 7

Super Bowl XVI: San Francisco 26, Cincinnati 21; Pontiac, MI

1981 Coaching Staff: Raymond Berry, Receivers, Gino Cappelletti, Special Teams, Bobby Grier, Offensive Backfield, Rick Lantz, Linebackers, Babe Parilli, Quarterbacks, Jim Ringo, Offensive Line, Dick Roach, Defensive Backs, Fritz Shurmur, Defensive Coordinator/Line.

PASSING	ATT	CMP	YARDS	CMP%	YOS/ATT	TD	TD%	INT	INT%	LG	SK/YDS	RATING
Cavanaugh	219	115	1633	52.5	7.46	5	2.3	13	5.9	65	24/165	59.8
Grogan	216	117	1859	54.2	8.61	7	3.2	16	7.4	76t	19/137	63.0
Owen	36	15	218	41.7	6.05	1	2.8	4	11.1	28	2/19	25.0
Johnson	9	7	194	77.7	21.5	4	44.0	1	11.1	66t	0/0	258.6
Jackson	1	0	0	0.0	0.00	0	0.0	0	0.0	0	0/0	--
Collins	1	0	0	0.0	0.00	0	0.0	0	0.0	0	0/0	--
Patriots	**482**	**254**	**3904**	**52.7**	**8.10**	**17**	**3.5**	**34**	**7.0**	**76t**	**45/321**	**62.1**
Opps.	**439**	**243**	**3052**	**55.3**	**6.95**	**18**	**4.1**	**16**	**3.6**	**55**	**20/175**	**75.7**

1982 FINAL OFFENSIVE STATISTICS (5-4)

Head Coach: Ron Meyer (5-4) • Third in AFC-East • Home Stadium: Schaefer Stadium

DATE	W/L	SCORE	OPPONENT	ATTENDANCE
9/12	W	24-13	at Baltimore	39,055
9/19	L	7-31	NY Jets	53,515
11/21	L	7-10	at Cleveland	47,281
11/28	W	29-21	Houston	33,602
12/05	L	13-26	at Chicago	36,973
12/12	W	3-0	Miami	25,716
12/19	W	16-0	at Seattle	53,457
12/26	L	14-37	at Pittsburgh	50,515
1/2/83	W	30-19	Buffalo	36,218
AFC Playoff				
1/8/83	L	13-28	at Miami	68,842

Team Statistics

	PATS	OPP
TOTAL FIRST DOWNS	146	185
By Rushing	74	87
By Passing	63	88
By Penalty	9	10
Third Down: Md/Att.	37/109	47/122
Third Down: Eff.	33.9	38.5
Fourth Down: Md/Att.	4/7	5/8
Fourth Down: Eff.	57.1	62.5
TOTAL NET YARDS	**2633**	**2808**
Avg. per Game	292.6	312.0
Total Offensive Plays	526	602
Avg. per Play	5.0	4.6
NET YARDS RUSHING	**1347**	**1289**
Total Rushing Plays	324	315
Avg. per Rush	4.2	4.1
Avg. per Game	149.7	143.2
NET YARDS PASSING	**1286**	**1519**
Avg. per Game	142.9	168.8
Sacked/Yards Lost	15/134	20/172
Gross Yards Passing	1420	1691
Att./Completions	187/93	267/142
Completion Pct.	49.7	53.2
Had Intercepted	9	12
PUNTS/AVERAGE	**49/43.7**	**43/39.7**
NET PUNTING AVG.	**37.7**	**33.7**
PENALTIES/YARDS	**53/412**	**39/290**
FUMBLES/BALLS LOST	**16/8**	**19/11**
TOUCHDOWNS	**17**	**18**
Rushing	3	9
Passing	12	9
Returns	2	0

Score by Periods	1	2	3	4	OT	Total
Patriots	23	33	37	50	-	143
Opponents	34	49	13	61	-	157

SCORING	TD	Ru	Pa	Rt	PAT	FG	S	TP
Smith	0	0	0	0	6/7	5/8	0	21
Collins	3	1	2	0	0	0	0	18
Morgan	3	0	3	0	0	0	0	18
Toler	2	0	2	0	0	0	0	12
Miller	0	0	0	0	4/4	2/3	0	10
Robinson	0	0	0	0	5/5	1/2	0	8
Bradshaw	1	0	1	0	0	0	0	6
Brown	1	0	1	0	0	0	0	6
Dawson	1	0	1	0	0	0	0	6
Grogan	1	1	0	0	0	0	0	6
Hasselbeck	1	0	1	0	0	0	0	6
Sanford	1	0	0	1	0	0	0	6
R. Smith	1	0	0	1	0	0	0	6
van Eeghen	1	0	1	0	0	0	0	6
Weathers	1	1	0	0	0	0	0	6
Crump	0	0	0	0	0	0	1	2
Team	0	0	0	0	0/1	0	0	0
Patriots	**17**	**3**	**12**	**2**	**15/18**	**8/13**	**1**	**143**
Opponent	**18**	**9**	**9**	**0**	**17/18**	**10/15**	**1**	**157**

RUSHING	NO	YDS	AVG	LG	TD
Collins	164	632	3.9	54	1
van Eeghen	82	386	4.7	17	0
Tatupu	30	168	5.6	26	0
Weathers	24	83	3.5	18	1
Grogan	9	42	4.7	19	1
Cunningham	9	21	2.3	4	0
Ferguson	1	5	5.0	5	0
Toler	1	4	4.0	4	0
Cavanaugh	2	3	1.5	3	0
Morgan	2	3	1.5	3	0
Patriots	**324**	**1347**	**4.2**	**54**	**3**
Opponents	**315**	**1289**	**4.1**	**48**	**9**

RECEIVING	NO	YDS	AVG	LG	TD
Morgan	28	584	20.9	75t	3
Collins	19	187	9.8	33	2
Hasselbeck	15	158	10.5	41	1
Dawson	13	160	12.3	26	1
Bradshaw	6	111	18.5	48	1
Brown	4	114	28.5	41	1
Weathers	3	24	8.0	22	0
Toler	2	63	31.5	33t	2
van Eeghen	2	14	7.0	9	1
Jones	1	5	5.0	5	0
Patriots	**93**	**1420**	**15.3**	**75t**	**12**
Opponents	**142**	**1691**	**11.9**	**46t**	**9**

INTERCEPTIONS	NO	YDS	AVG	LG	TD
Haynes	4	26	6.5	26	0
James	3	12	4.0	12	0
Sanford	2	105	52.5	99t	1
Blackmon	2	7	3.5	7	0
Clayborn	1	26	26.0	26	0
Patriots	**12**	**176**	**14.7**	**99t**	**1**
Opponents	**9**	**100**	**11.1**	**44**	**0**

PUNTING	NO	YDS	AVG	TB	IN20	LG	BLK
Camarillo	49	2140	43.7	5	10	76	0
Patriots	**49**	**2140**	**43.7**	**5**	**10**	**76**	**0**
Opp.	**43**	**1709**	**39.7**	**6**	**12**	**81**	**0**

PUNT RETURNS	NO	FC	YDS	AVG	LG	TD
Smith, R.	16	8	139	8.7	19	0
Patriots	**16**	**8**	**139**	**8.7**	**19**	**0**
Opponents	**26**	**9**	**191**	**7.3**	**21**	**0**

KICK RETURNS	NO	YDS	AVG	LG	TD
Smith, R.	24	567	23.6	98t	1
Taylor	2	46	23.0	27	0
Dombroski	1	19	19.0	19	0
Lee	1	14	14.0	14	0
Patriots	**28**	**646**	**23.1**	**98t**	**1**
Opponents	**32**	**614**	**19.2**	**46**	**0**

Sacks: Blackmon 4.5, Sims 3.0, Adams 2.0, James 2.0, Weishuhn 2.0, Williams, L. 2.0, McGrew 1.5, Crump 1.0, Henson 1.0, Zamberlin 1.0. Team 20.0, Opponents 15.0.

FIELD GOALS	1-19	20-29	30-39	40-49	50+
Smith	0-1	2-2	2-2	1-3	0-0
Miller	0-0	2-2	0-1	0-0	0-0
Robinson	1-1	0-1	0-0	0-0	0-0
Patriots	**0-1**	**5-5**	**2-4**	**1-3**	**0-0**
Opp.	**0-0**	**4-4**	**2-3**	**4-5**	**0-3**

Robinson: (24G) (-) (33). **Miller:** (23G,25G) (36b). **Smith:** (18G,33G) (21G,41b,37G, 48w,23G) (-) (42G).

Opponents: (49G,37wr,30G) (30G) (24G) (52s) (53w,43G) (45b) (52B) (21G, 25G,44G) (46G,25G).

1982 AFC Eastern Division

TEAM	W	L	T	PCT.	PF	PA
LA Raiders	8	1	0	.889	260	200
Miami	7	2	0	.778	198	131
Cincinnati	7	2	0	.778	232	177
Pittsburgh	6	3	0	.667	204	146
San Diego	6	3	0	.667	288	221
NY Jets	6	3	0	.667	245	166
Patriots	**5**	**4**	**0**	**.556**	**143**	**157**
Cleveland	4	5	0	.444	140	182
Buffalo	4	5	0	.444	150	154
Seattle	4	5	0	.444	127	147
Kansas City	3	6	0	.333	176	184
Denver	2	7	0	.222	148	226
Houston	1	8	0	.111	136	245
Baltimore	0	8	1	.056	113	236

Note: As a result of a 57-day players' strike, the 1982 NFL regular season was reduced from 16 weeks to nine.

AFC Championship: at Miami 14, NY Jets 0
Super Bowl XVII: Washington 27, Miami 17, Pasadena, CA

1982 Coaching Staff: Tommy Brasher, Linebackers, Clev Bryant, Offensive Backfield, LeBaron Caruthers, Strength/ Conditioning, Steve Endicott, Receivers, Lew Erber, QB's/Offensive Coordinator, Jim Mora, Defensive Coordinator, Bill Muir, Offensive Line, Dante Scarnecchia, Special Teams/TE's, Steve Sidwell, Linebackers, Steve Walters, Defensive Backs.

PASSING	ATT	CMP	YARDS	CMP%	YDS/ATT	TD	TD%	INT	INT%	LG	SK/YDS	RATING
Grogan	122	66	930	54.1	7.62	7	5.7	4	3.3	62t	8/48	84.4
Cavanaugh	60	27	490	45.0	8.17	5	8.3	5	8.3	75t	7/86	66.7
Flick	5	0	0	0.0	0.00	0	0.0	0	0.0	-	0/0	--
Patriots	**187**	**93**	**1420**	**49.7**	**7.59**	**12**	**6.4**	**9**	**4.8**	**75t**	**15/134**	**76.5**
Opps.	**267**	**142**	**1691**	**53.2**	**6.33**	**9**	**3.4**	**12**	**4.5**	**46t**	**20/172**	**65.3**

1983 FINAL OFFENSIVE STATISTICS (8-8)

Head Coach: Ron Meyer (8-8) • Second in AFC-East • Home Stadium: Sullivan Stadium

DATE	W/L	SCORE	OPPONENT	ATTENDANCE
9/04	L	23-29	Baltimore (OT)	45,526
9/11	L	24-34 at	Miami	59,343
9/18	W	23-13	NY Jets	43,182
9/25	W	28-23 at	Pittsburgh	58,282
10/02	L	13-33	San Francisco	54,293
10/09	L	7-12 at	Baltimore	35,618
10/16	W	37-21	San Diego	59,016
10/23	W	31-0 at	Buffalo	60,424
10/30	L	13-24 at	Atlanta	47,546
11/06	W	21-7	Buffalo	42,604
11/13	W	17-6	Miami	60,771
11/20	L	0-30	Cleveland	40,987
11/27	L	3-26 at	NY Jets	48,620
12/04	W	7-0	New Orleans	24,579
12/11	W	21-7 at	LA Rams	46,503
12/18	L	6-24 at	Seattle	59,688

Team Statistics

	PATS	OPP
TOTAL FIRST DOWNS	**284**	**326**
By Rushing	130	129
By Passing	138	172
By Penalty	16	25
Third Down: Md/Att.	82/205	101/234
Third Down: Eff.	40.0	43.1
Fourth Down: Md/Att.	4/12	8/19
Fourth Down: Eff.	33.3	42.1
TOTAL NET YARDS	**5311**	**5576**
Avg. per Game	331.9	348.5
Total Offensive Plays	995	1102
Avg. per Play	5.3	5.1
NET YARDS RUSHING	**2605**	**2281**
Total Rushing Plays	538	549
Avg. per Rush	4.8	4.2
Avg. per Game	162.8	142.6
NET YARDS PASSING	**2706**	**3295**
Avg. per Game	169.1	205.9
Sacked/Yards Lost	45/334	39/270
Gross Yards Passing	3040	3565
Att./Completions	412/220	514/277
Completion Pct.	53.4	53.9
Had Intercepted	18	17
PUNTS/AVERAGE	**81/44.6**	**78/42.0**
NET PUNTING AVG.	**37.1**	**34.8**
PENALTIES/YARDS	**90/815**	**84/674**
FUMBLES/BALLS LOST	**47/20**	**30/19**
TOUCHDOWNS	**36**	**31**
Rushing	19	9
Passing	16	19
Returns	1	3

Score by Periods	1	2	3	4	OT	Total
Patriots	53	71	40	110	0	274
Opponents	47	110	67	59	6	289

SCORING	TD	Ru	Pa	Rt	PAT	FG	S	TP
Collins	10	10	0	0	0	0	0	60
Ramsey	6	0	6	0	0	0	0	36
Steinfort	0	0	0	0	16/17	6/15	0	34
Tatupu	5	4	1	0	0	0	0	30
Smith	0	0	0	0	12/15	3/6	0	21
C. Weathers	3	0	3	0	0	0	0	18
Grogan	2	2	0	0	0	0	0	12
Morgan	2	0	2	0	0	0	0	12
Starring	2	0	2	0	0	0	0	12
van Eeghen	2	2	0	0	0	0	0	12
Dawson	1	0	1	0	0	0	0	6
Jones	1	0	1	0	0	0	0	6
R. Weathers	1	1	0	0	0	0	0	6
Weishuhn	1	0	0	1	0	0	0	6
Zendejas	0	0	0	0	3/4	0/1	0	3
PATRIOTS	**36**	**19**	**16**	**1**	**31/36**	**9/22**	**0**	**274**
Opponent	**31**	**9**	**19**	**3**	**29/30**	**24/31**	**1**	**289**

RUSHING	NO	YDS	AVG	LG	TD
Collins	219	1049	4.8	50t	10
Tatupu	106	578	5.5	55	4
R. Weathers	73	418	5.7	77	1
van Eeghen	95	358	3.8	11	2
Grogan	23	108	4.7	17	2
Eason	19	39	2.1	12	0
C. Weathers	1	28	28.0	28	0
Kerrigan	1	14	14.0	14	0
Morgan	1	13	13.0	13	0
Patriots	**538**	**2605**	**4.8**	**77**	**19**
Opponents	**549**	**2281**	**4.2**	**29**	**9**

RECEIVING	NO	YDS	AVG	LG	TD
Morgan	58	863	14.9	50t	2
Collins	27	257	9.5	20	0
Ramsey	24	335	14.0	39	6
R. Weathers	23	212	9.2	19	0
Jones	20	323	16.2	30	1
C. Weathers	19	379	19.9	58t	3
Starring	17	389	22.9	76t	2
van Eeghen	10	102	10.2	23	0
Tatupu	10	97	9.7	17	1
Dawson	9	84	9.3	14	1
Hasselbeck	1	7	7.0	7	0
B. Williams	1	0	0.0	0	0
Grogan	1	-8	-8.0	-8	0
Patriots	**220**	**3040**	**13.8**	**76t**	**16**
Opponents	**277**	**3565**	**12.9**	**68t**	**19**

INTERCEPTIONS	NO	YDS	AVG	LG	TD
Sanford	7	24	3.4	16	0
James	5	99	19.8	46	0
Marion	2	4	2.0	4	0
Blackmon	1	39	39.0	39	0
Nelson	1	6	6.0	6	0
McGrew	1	3	3.0	3	0
Weishuhn	0	27	-	27t	1
Patriots	**17**	**202**	**11.9**	**46**	**1**
Opponents	**18**	**361**	**20.1**	**65t**	**1**

PUNTING	ND	YDS	AVG	TB	IN20	LG	BLK
Camarillo	81	3615	44.6	11	25	70	0
Patriots	**81**	**3615**	**44.6**	**11**	**25**	**70**	**0**
Opp.	**78**	**3273**	**42.0**	**8**	**21**	**62**	**0**

PUNT RETURNS	NO	FC	YDS	AVG	LG	TD
R. Smith	38	12	398	10.5	55	0
C. Weathers	4	0	1	0.3	3	0
Sanford	1	2	0	0.0	0	0
Lee	1	0	0	0.0	0	0
Patriots	**44**	**14**	**399**	**9.1**	**55**	**0**
Opponents	**48**	**6**	**392**	**8.2**	**22**	**0**

KICK RETURNS	ND	YDS	AVG	LG	TD
R. Smith	42	916	21.8	53	0
R. Weathers	3	68	22.7	29	0
C. Weathers	3	58	19.3	33	0
Jones	4	63	15.8	23	0
Lee	4	40	10.0	19	0
Golden	1	10	10.0	10	0
Patriots	**57**	**1155**	**20.3**	**53**	**0**
Opponents	**56**	**1082**	**19.3**	**60**	**0**

FIELD GOALS	1-19	20-29	30-39	40-49	50+
Steinfort	0-0	3-4	3-5	0-6	0-0
Smith	0-0	1-1	1-4	1-1	0-0
Zendejas	0-0	0-0	0-0	0-1	0-0
Patriots	**0-0**	**4-5**	**4-9**	**1-8**	**0-0**
Opp.	**2-2**	**12-13**	**6-8**	**1-2**	**3-6**

Smith: (36wr,33wl,39G) (22G) (43G) (-) (37wr). **Steinfort:** (41wl) (35G,20G,32G) (47wl,48wr, 22G) (-) (46b) (44wr,20G) (-) (39wl,33G) (37s,48wl,24wl). **Zendejas:**(41wl) (-)

Opponents: (25G,52G,33G) (28G,23G) (-) (20G,34G,28G) (45G,35G,36G,24G) (52G) (-) (54wl,47wl) (23G) (24wl) (52G,29G,53wl) (22G,20G,20G) (18G, 34G,35G,19G) (35wl) (41wl) (29G,34wr).

Sacks: Tippett 8.5, Adams 8.0, Owens 4.0, Blackmon 3.5, Browning 2.0, James 2.0, McGrew 2.0, Rembert 2.0, Weishuhn 2.0, Williams, T. 2.0, Nelson 1.0, Williams, L. 1.0, Harris 0.5, Rogers 0.5. Team 39.0, Opponent 45.0.

1983 AFC Eastern Division

TEAM	W	L	T	PCT.	PF	PA
Miami	12	4	0	.750	389	250
Patriots	**8**	**8**	**0**	**.500**	**274**	**289**
Buffalo	8	8	0	.500	283	351
Baltimore	7	9	0	.438	264	354
NY Jets	7	9	0	.438	313	331

AFC Championship: at LA Raiders 30, Seattle 14

Super Bowl XVIII: LA Raiders 38, Washington 9; at Tampa, Fla.

1983 Coaching Staff: Tommy Brasher, Linebackers, Cleve Bryant, Offensive Backfield, LeBaron Caruthers, Strength/ Conditioning, Steve Endicott, Receivers, Lew Erber, QB's/Offensive Coordinator, Bill Muir, Offensive Line, Rod Rust, Defensive Coordinator, Dante Scarnecchia, Special Teams/TE's , Steve Sidwell, Linebackers, Steve Walters, Defensive Backs.

PASSING	ATT	CMP	YARDS	CMP%	YDS/ATT	TD	TD%	INT	INT%	LG	SK/YDS	RATING
Grogan	303	168	2411	55.4	7.95	15	4.9	12	3.9	76t	29/195	81.4
Eason	95	46	557	48.4	5.86	1	1.0	5	5.2	35	16/139	48.8
Kerrigan	14	6	72	42.9	5.14	0	0.0	1	7.1	19	0/0	29.5
Patriots	**412**	**220**	**3040**	**53.4**	**7.37**	**16**	**4.3**	**18**	**4.3**	**76t**	**45/334**	**72.1**
Opps.	**514**	**277**	**3565**	**53.9**	**6.93**	**19**	**3.6**	**17**	**3.3**	**68t**	**39/270**	**74.4**

1984 OFFENSIVE STATISTICS (9-7)

Head Coach: Ron Meyer (5-3) Raymond Berry (4-4) • Second in AFC-East • Home Stadium: Sullivan Stadium

DATE	W/L	SCORE	OPPONENT	ATTENDANCE
9/02	W	21-17	at Buffalo	48,528
9/09	L	7-28	at Miami	66,083
9/16	W	38-23	Seattle	43,140
9/23	L	10-26	Washington	60,503
9/30	W	28-21	at NY Jets	68,978
10/07	W	17-16	at Cleveland	53,036
10/14	W	20-14	Cincinnati	48,154
10/21	L	24-44	Miami	60,711
10/28	W	30-20	NY Jets	60,513
11/04	L	19-26	at Denver	74,908
11/11	W	38-10	Buffalo	43,313
11/18	W	50-17	at Indianapolis	60,009
11/22	L	17-20	at Dallas	55,341
12/02	L	10-33	St. Louis	53,558
12/09	L	17-27	at Philadelphia	41,581
12/16	W	16-10	Indianapolis	22,383

Team Statistics

	PATS	OPP
TOTAL FIRST DOWNS	**315**	**311**
By Rushing	104	109
By Passing	186	182
By Penalty	25	20
Third Down: Md/Att.	83/214	90/255
Third Down: Eff.	39.0	40.0
Fourth Down: Md/Att.	4/5	9/18
Fourth Down: Eff.	80.0	50.0
TOTAL NET YARDS	**5263**	**5100**
Avg. per Game	328.9	318.7
Total Offensive Plays	1048	1066
Avg. per Play	5.0	4.8
NET YARDS RUSHING	**2032**	**1886**
Total Rushing Plays	482	498
Avg. per Rush	4.2	3.8
Avg. per Game	127.0	117.8
NET YARDS PASSING	**3231**	**3214**
Avg. per Game	201.9	200.8
Sacked/Yards Lost	66/454	55/452
Gross Yards Passing	3685	3666
Att./Completions	500/292	513/283
Completion Pct.	58.4	55.2
Had Intercepted	14	17
PUNTS/AVERAGE	**92/42.4**	**83/40.3**
NET PUNTING AVG.	**35.0**	**33.4**
PENALTIES/YARDS	**86/674**	**87/773**
FUMBLES/BALLS LOST	**29/15**	**33/8**
TOUCHDOWNS	**42**	**42**
Rushing	15	11
Passing	26	25
Returns	1	6

Score by Periods	1	2	3	4	OT	Total
Patriots	**68**	**74**	**108**	**112**	**0**	**362**
Opponents	**78**	**115**	**84**	**75**	**0**	**352**

SCORING	TD	Ru	Pa	Rt	PAT	FG	S	TP
Franklin	0	0	0	0	42/42	22/28	0	108
Ramsey	7	0	7	0	0	0	0	42
Collins	5	5	0	0	0	0	0	30
Eason	5	5	0	0	0	0	0	30
Morgan	5	0	5	0	0	0	0	30
Dawson	4	0	4	0	0	0	0	24
Starring	4	0	4	0	0	0	0	24
Tatupu	4	4	0	0	0	0	0	24
Jones	3	0	2	1	0	0	0	18
C. Weathers	2	0	2	0	0	0	0	12
C. James	1	1	0	0	0	0	0	6
Robinson	1	0	1	0	0	0	0	6
Fryar	1	0	1	0	0	0	0	6
R. James	0	0	0	0	0	0	1	2
PATRIOTS	**42**	**15**	**26**	**1**	**42/42**	**22/28**	**1**	**362**
Opponent	**42**	**11**	**25**	**6**	**37/42**	**21/31**	**0**	**352**

RUSHING	NO	YDS	AVG	LG	TD
C. James	160	790	4.9	73	1
Tatupu	133	553	4.2	20t	4
Collins	138	550	4.0	21	5
Eason	40	154	3.9	25t	5
Grogan	7	12	1.7	13	0
Fryar	2	-11	-5.5	0	0
Starring	2	-16	-8.0	0	0
Patriots	**482**	**2032**	**4.2**	**73**	**15**
Opponents	**498**	**1886**	**3.8**	**53**	**11**

RECEIVING	NO	YDS	AVG	LG	TD
Ramsey	66	792	12.0	34	7
Starring	46	657	14.3	65t	4
Dawson	39	427	10.9	27	4
Morgan	38	709	18.7	76t	5
C. James	22	159	7.2	16	0
Jones	19	244	12.8	22	2
Tatupu	16	159	9.9	24	0
Collins	16	100	6.2	19	0
Fryar	11	164	14.9	26	1
C. Weathers	8	115	14.4	29	2
Hawthorne	7	127	18.1	26	0
Robinson	4	32	8.0	17	1
Patriots	**292**	**3685**	**12.6**	**76t**	**26**
Opponents	**283**	**3666**	**13.0**	**68t**	**25**

INTERCEPTIONS	NO	YDS	AVG	LG	TD
Clayborn	3	102	34.0	85	0
Lippett	3	23	7.7	13	0
Marion	2	39	19.5	26	0
R. James	2	14	7.0	14	0
Gibson	2	4	2.0	4	0
Sanford	2	2	1.0	2	0
Dombroski	1	23	23.0	23	0
Blackmon	1	3	3.0	3	0
Nelson	1	0	0.0	0	0
Patriots	**17**	**210**	**12.4**	**85**	**0**
Opponents	**14**	**237**	**16.9**	**86t**	**3**

PUNTING	NO	YDS	AVG	TB	IN20	LG	BLK
Camarillo	48	2020	42.1	7	12	61	0
Prestridge	44	1884	42.8	5	8	89	0
Patriots	**92**	**3904**	**42.4**	**12**	**20**	**89**	**0**
Opp.	**83**	**3345**	**40.3**	**7**	**17**	**64**	**0**

PUNT RETURNS	NO	FC	YDS	AVG	LG	TD
Fryar	36	10	347	9.6	55	0
Starring	10	1	73	7.3	16	0
C Weathers	1	0	7	7.0	7	0
Gibson	1	0	3	3.0	3	0
Sanford	0	2	0	0.0	0	0
R. James	0	2	0	0.0	0	0
Patriots	**48**	**15**	**430**	**9.0**	**55**	**0**
Opponents	**45**	**12**	**442**	**9.8**	**47t**	**1**

KICK RETURNS	NO	YDS	AVG	LG	TD
Collins	26	544	20.9	46	0
J. Williams	23	461	20.0	29	0
Fryar	5	95	19.0	22	0
Lee	3	43	14.3	17	0
Robinson	3	38	12.7	14	0
Smith	1	22	22.0	22	0
Jones	1	20	20.0	20	0
Hawthorne	1	14	14.0	14	0
Tatupu	1	9	9.0	9	0
Patriots	**64**	**1246**	**19.5**	**46**	**0**
Opponents	**73**	**1373**	**18.8**	**69**	**0**

Sacks: Tippett 18.5, Owens 6.5, Williams, T. 6.0, Blackmon 5.0, Adams 4.0, Nelson 4.0, Sims 3.5, Henson 2.0, Rogers 2.0, Williams L. 1.5, Marion 1.0, McGrew 0.5, Rembert 0.5. Team 55.0 Opp. 66.0.

FIELD GOALS	1-19	20-29	30-39	40-49	50+
Franklin	2-2	10-10	4-7	6-8	0-1
Patriots	**2-2**	**10-10**	**4-7**	**6-8**	**0-1**
Opp.	**2-2**	**9-9**	**4-8**	**5-10**	**1-2**

Franklin: (-) (-) (32G) (44s,22G) (33wl, 49wl) (45G) (20G,27G) (48G) (20G,27G, 47G)(30G,40G,36wr,47G,19G) (21G) (28G,40G) (29G,56s) (19G) (24G,38wl) (21G,34G,36G).

Opponents: (45wl,27G) (39wl,42wl) (42G) (19G,42G,22G,27G) (-) (24G, 48G,27G,36wl) (37s,35wr) (28G) (46G, 18G) (-) (34G,43wl) (35G,61s) (28G,23G) (36G,33G) (50G,46G,48wr) (25G,42b).

1984 AFC Eastern Division

TEAM	W	L	T	PCT.	PF	PA
Miami	14	2	0	.875	513	298
Patriots	**9**	**7**	**0**	**.563**	**362**	**352**
NY Jets	7	9	0	.438	332	364
Indianapolis	4	12	0	.250	239	414
Buffalo	2	14	0	.125	250	454

AFC Championship: at Miami 45, Pittsburgh 28
Super Bowl XIX: San Francisco 38, Miami 16; at Stanford, CA

1984 Coaching Staff: Tommy Brasher, Linebackers, Clev Bryant, Offensive Backfield, LeBaron Caruthers, Strength/ Conditioning, Steve Endicott, Receivers, Lew Erber, QB's/Offensive Coordinator, Bill Muir, Offensive Line, Rod Rust, Defensive Coordinator, Dante Scarnecchia, Special Teams/TE's , Steve Sidwell, Linebackers, Steve Walters, Defensive Backs.

PASSING	ATT	CMP	YARDS	CMP%	YDS/ATT	TD	TD%	INT	INT%	LG	SK/YDS	RATING
Eason	431	259	3228	60.1	7.49	23	5.3	8	1.8	76t	59/409	93.4
Grogan	68	32	444	47.1	6.53	3	4.4	6	8.8	65t	7/45	46.4
Kerrigan	1	1	13	100.0	13.0	0	0.0	0	0.0	13	0/0	139.6
Patriots	**500**	**292**	**3685**	**58.4**	**7.37**	**26**	**5.2**	**14**	**2.8**	**76t**	**66/454**	**87.1**
Opps.	**513**	**283**	**3666**	**55.2**	**7.14**	**25**	**4.9**	**17**	**3.3**	**68t**	**55/452**	**80.3**

1985 FINAL OFFENSIVE STATISTICS (11-5)

Head Coach: Raymond Berry (11-5) • Tied for Second in AFC-East • Home Stadium: Sullivan Stadium

DATE	W/L	SCORE	OPPONENT	ATTENDANCE
9/08	W	26-20	Green Bay	49,488
9/15	L	7-20 at	Chicago	60,533
9/22	W	17-14 at	Buffalo	40,334
9/29	L	20-35	LA Raiders	60,686
10/06	L	20-24 at	Cleveland	62,139
10/13	W	14-3	Buffalo	40,462
10/20	W	20-13	NY Jets	58,163
10/27	W	32-14 at	Tampa Bay	34,661
11/03	W	17-13	Miami	58,811
11/10	W	34-15	Indianapolis	54,176
11/17	W	20-13 at	Seattle	60,345
11/24	L	13-16 at	NY Jets OT	74,100
12/01	W	38-31 at	Indianapolis	56,740
12/08	W	23-6	Detroit	59,078
12/16	L	27-30 at	Miami	69,489
12/22	W	34-23	Cincinnati	57,953
AFC PLAYOFF				
12/28	W	26-14 at	NY Jets	70,598
1/5/86	W	27-20 at	LA Raiders	88,936
1/12/86	W	31-14 at	Miami	74,978
SUPERBOWL XX				
1/26/86	L	10-46 vs.	Chicago	73,818

Team Statistics

	PATS	OPP
TOTAL FIRST DOWNS	**294**	**284**
By Rushing	126	92
By Passing	153	168
By Penalty	15	24
Third Down: Md/Att.	83/223	74/227
Third Down: Eff.	37.0	33.0
Fourth Down: Md/Att.	4/10	5/15
Fourth Down: Eff.	40.0	33.0
TOTAL NET YARDS	**5499**	**4714**
Avg. per Game	343.7	294.6
Total Offensive Plays	1061	1042
Avg. per Play	5.2	4.5
NET YARDS RUSHING	**2331**	**1655**
Total Rushing Plays	565	466
Avg. per Rush	4.1	3.6
Avg. per Game	145.7	103.4
NET YARDS PASSING	**3168**	**3059**
Avg. per Game	198.0	191.2
Sacked/Yards Lost	39/315	51/334
Gross Yards Passing	3483	3393
Att./Completions	457/255	525/262
Completion Pct.	55.8	49.9
Had Intercepted	22	23
PUNTS/AVERAGE	**92/42.9**	**97/40.5**
NET PUNTING AVG.	**33.7**	**32.5**
PENALTIES/YARDS	**114/842**	**83/699**
FUMBLES/BALLS LOST	**37/20**	**35/24**
TOUCHDOWNS	**41**	**32**
Rushing	15	15
Passing	20	14
Returns	6	3

Score by Periods	1	2	3	4	OT	Total
Patriots	54	115	44	149	0	362
Opponents	75	64	56	92	3	290

SCORING	TD	Ru	Pa	Rt	PAT	FG	S	TP
Franklin	0	0	0	0	40/41	24/30	0	112
Fryar	10	1	7	2	0	0	0	60
C. James	7	5	2	0	0	0	0	42
Collins	5	3	2	0	0	0	0	30
Morgan	5	0	5	0	0	0	0	30
Jones	3	0	2	1	0	0	0	18
Grogan	2	2	0	0	0	0	0	12
Tatupu	2	2	0	0	0	0	0	12
Eason	1	1	0	0	0	0	0	6
Weathers	1	1	0	0	0	0	0	6
Hawthorne	1	0	1	0	0	0	0	6
D. Ramsey	1	0	1	0	0	0	0	6
Tippett	1	0	0	1	0	0	0	6
Rembert	1	0	0	1	0	0	0	6
Clayborn	1	0	0	1	0	0	0	6
Blackmon	1	0	0	1	0	0	0	6
PATRIOTS	**41**	**15**	**20**	**6**	**40/41**	**24/30**	**2**	**362**
Opponent	**32**	**15**	**14**	**3**	**30/32**	**22/25**	**1**	**290**

RUSHING	NO	YDS	AVG	LG	TD
C. James	263	1227	4.7	65t	5
Collins	163	657	4.0	28	3
Weathers	41	174	4.2	42t	1
Tatupu	47	152	3.2	11	2
Eason	22	70	3.2	23	1
Grogan	20	29	1.5	12	2
Fryar	7	27	3.9	13	1
Morgan	1	0	0.0	0	0
Franklin	1	-5	-5.0	-5	0
Patriots	**565**	**2331**	**4.1**	**65t**	**15**
Opponents	**466**	**1655**	**3.6**	**24**	**15**

RECEIVING	NO	YDS	AVG	LG	TD
Collins	52	549	10.6	49	2
Morgan	39	760	19.5	50t	5
Fryar	39	670	17.2	56	7
D. Ramsey	28	285	10.2	26	1
C. James	27	360	13.3	90t	2
Jones	21	237	11.3	29t	2
Starring	16	235	14.7	40	0
Dawson	17	148	8.7	26	0
D. Williams	9	163	18.1	30	0
Hawthorne	3	42	14.0	28t	1
Weathers	2	18	9.0	13	0
Tatupu	2	16	8.0	15	0
Patriots	**255**	**3483**	**13.7**	**90t**	**20**
Opponents	**262**	**3393**	**13.0**	**88t**	**14**

INTERCEPTIONS	NO	YDS	AVG	LG	TD
Marion	7	189	27.0	83	0
Clayborn	6	80	13.3	38	1
R. James	4	51	12.8	39	0
Lippett	3	93	31.0	58	0
Blackmon	1	14	14.0	14	0
McGrew	1	0	0.0	0	0
McSwain	1	0	0.0	0	0
Patriots	**23**	**427**	**18.6**	**83**	**1**
Opponents	**22**	**243**	**11.0**	**38t**	**2**

PUNTING	NO	YDS	AVG	TB	IN20	LG	BLK
Camarillo	92	3953	43.0	13	17	75	0
Patriots	**92**	**3953**	**43.0**	**13**	**17**	**75**	**0**
Opp.	**97**	**3925**	**40.5**	**11**	**26**	**64**	**0**

PUNT RETURNS	NO	FC	YDS	AVG	LG	TD
Fryar	37	15	520	14.1	85t	2
R. James	2	0	13	6.5	13	0
Starring	2	0	0	0.0	0	0
Marion	0	1	0	0.0	0	0
Bowman	1	0	-3	-3.0	-3	0
Patriots	**42**	**16**	**530**	**12.6**	**85t**	**2**
Opponents	**56**	**7**	**597**	**10.7**	**46**	**0**

KICK RETURNS	NO	YDS	AVG	LG	TD
Starring	48	1012	21.1	53	0
Fryar	3	39	13.0	24	0
Jones	3	37	12.3	20	0
Weathers	1	18	18.0	18	0
Hawthorne	1	13	13.0	13	0
C. James	1	0	0.0	0	0
Patriots	**57**	**1119**	**19.6**	**53**	**0**
Opponents	**77**	**1434**	**18.6**	**58**	**0**

Sacks: Tippett 16.5, Veris 10.0, Blackmon 8.0, Sims 5.5, Adams 5.0, Nelson 2.0, T. Williams 2.0, McGrew 1.0, L. Williams 1.0. Team, 51.0, Opponent, 39.0.

Field Goals	1-19	20-29	30-39	40-49	50+
Franklin	1/1	7/9	9/9	5/9	2/2
Patriots	**1/1**	**7/9**	**9/9**	**5/9**	**2/2**
Opp.	**0/0**	**8/8**	**6/8**	**6/7**	**2/2**

Franklin: (34G) (-) (47G,20G) (29G, 33G,47wl) (20wr) (19G,44G) (35G,50G, 49G,28wr) (38G) (41G,30G) (-) (41wl, 23G,28G) (35G) (38G,47wl,50G,22G) (22G,49G) (25G,42wr,30G)

Opponents: (40b) (21G,28G) (-) (-) (36wl,44G) (47G) (53G,52G) (-) (26G, 32G) (-) (37wr, 32G,31G) (21G,21G, 32G) (25G) (26G,37G) (44G,49G,47G) (42G ,22G,30G).

1985 AFC Eastern Division

TEAM	W	L	T	PCT.	PF	PA
Miami	12	4	0	.750	428	320
NY Jets*	11	5	0	.688	393	264
Patriots*	**11**	**5**	**0**	**.688**	**362**	**290**
Indianapolis	5	11	0	.313	320	386
Buffalo	2	14	0	.125	200	381

*Wild Card

AFC Championship: New England 31, at Miami 14

Super Bowl XX: Chicago 46, New England 10; at New Orleans, LA

1985 Coaching Staff: Dean Brittenham, Strength/Conditioning, Jim Carr, Defensive Backfield, Bobby Grier, Offensive Backfield, Ray Hamilton, Asst. Defensive Line, Rod Humenuik, Asst. Head Coach/Offensive Line, Harold Jackson, Receivers, Eddie Khayat, Defensive Line, John Polonchek, QBs/Special Asst. to Head Coach, Rod Rust, Defensive Coordinator, Dante Scarnecchia, Special Teams/TE's , Don Shinnick, Linebackers, Les Steckel, Quarterbacks/Receivers.

PASSING	ATT	CMP	YARDS	CMP%	YDS/ATT	TD	TD%	INT	INT%	LG	SK/YDS	RATING
Eason	299	168	2156	56.2	7.2	11	3.7	17	5.7	90t	28/229	67.5
Grogan	156	85	1311	54.5	8.4	7	4.5	5	3.2	56	11/86	84.1
C. James	2	2	16	100.0	8.0	2	1.0	0	0.0	11t	0/0	452.1
Patriots	**457**	**255**	**3483**	**55.8**	**7.6**	**20**	**4.4**	**22**	**4.8**	**90t**	**39/315**	**74.9**
Opps.	**525**	**262**	**3393**	**49.9**	**6.5**	**14**	**2.7**	**23**	**4.4**	**88t**	**51/334**	**61.2**

1986 FINAL OFFENSIVE STATISTICS (11-5)

Head Coach: Raymond Berry (11-5) • First in AFC-East • Home Stadium: Sullivan Stadium

DATE	W/L	SCORE	OPPONENT	ATTENDANCE
9/07	W	33-3	Indianapolis	55,208
9/11	W	20-6	at NY Jets	72,422
9/21	L	31-38	Seattle	58,977
9/28	L	20-27	at Denver	75,804
10/05	W	34-7	Miami	60,689
10/12	L	24-31	NY Jets	60,342
10/19	W	34-0	at Pittsburgh	54,743
10/26	W	23-3	at Buffalo	77,808
11/02	W	25-17	Atlanta	60,597
11/09	W	30-21	at Indianapolis	56,890
11/16	W	30-28	at LA Rams	64,339
11/23	W	22-19	Buffalo	60,455
11/30	W	21-20	at New Orleans	58,259
12/07	L	7-31	Cincinnati	60,633
12/14	L	24-29	San Francisco	60,787
12/22	W	34-27	at Miami	74,516
AFC PLAYOFF				
1/4/87	L	17-22	at Denver	76,105

Team Statistics

	PATS	OPP
TOTAL FIRST DOWNS	**314**	**286**
By Rushing	77	118
By Passing	202	153
By Penalty	35	15
Third Down: Md/Att.	77/227	79/219
Third Down: Eff.	33.9	36.1
Fourth Down: Md/Att.	8/11	7/12
Fourth Down: Eff.	72.7	58.3
TOTAL NET YARDS	**5327**	**5181**
Avg. per Game	332.9	323.8
Total Offensive Plays	1073	1031
Avg. per Play	5.0	5.0
NET YARDS RUSHING	**1373**	**2203**
Total Rushing Plays	469	510
Avg. per Rush	2.9	4.3
Avg. per Game	85.8	137.7
NET YARDS PASSING	**3954**	**2978**
Avg. per Game	247.1	186.1
Sacked/Yards Lost	47/367	48/346
Gross Yards Passing	4321	3324
Att./Completions	557/340	473/255
Completion Pct.	61.0	53.9
Had Intercepted	13	21
PUNTS/AVERAGE	**92/40.7**	**90/39.8**
NET PUNTING AVG.	**33.1**	**33.4**
PENALTIES/YARDS	**87/672**	**106/866**
FUMBLES/BALLS LOST	**27/11**	**38/19**
TOUCHDOWNS	**45**	**35**
Rushing	10	19
Passing	29	15
Returns	6	1

Score by Periods	1	2	3	4	OT	Total
Patriots	82	102	99	129	0	412
Opponents	34	83	64	126	0	307

SCORING	TD	Ru	Pa	Rt	PAT	FG	S	TP
Franklin	0	0	0	0	44/45	32/41	0	140
Morgan	10	0	10	0	0	0	0	60
Collins	8	3	5	0	0	0	0	48
Fryar	7	0	6	1	0	0	0	42
C. James	4	4	0	0	0	0	0	24
Scott	3	0	3	0	0	0	0	18
Baty	2	0	2	0	0	0	0	12
Starring	2	0	2	0	0	0	0	12
Tatupu	2	1	0	1	0	0	0	12
Grogan	1	1	0	0	0	0	0	6
Jones	1	0	1	0	0	0	0	6
Marion	1	0	0	1	0	0	0	6
McSwain	1	0	0	1	0	0	0	6
Rembert	1	0	0	1	0	0	0	6
B. Williams	1	0	0	1	0	0	0	6
Weathers	1	1	0	0	0	0	0	6
PATRIOTS	**45**	**10**	**29**	**6**	**44/45**	**32/41**	**1**	**412**
Opponent	**35**	**19**	**15**	**1**	**34/35**	**21/28**	**0**	**301**

RUSHING	NO	YDS	AVG	LG	TD
C. James	154	427	2.8	16	4
Collins	156	412	2.6	17	3
Tatupu	71	172	2.4	13	1
Eason	35	170	4.9	26	0
Fryar	4	80	20.0	31	0
Weathers	21	58	2.8	16t	1
Dupard	15	39	2.6	11	0
Grogan	9	23	2.6	10	1
Hawthorne	1	5	5.0	5	0
Starring	1	0	0.0	0	0
Ramsey	1	-6	-6.0	-6	0
Jones	1	-7	-7.0	-7	0
Patriots	**469**	**1373**	**2.9**	**31**	**10**
Opponents	**510**	**2203**	**4.3**	**58t**	**19**

RECEIVING	NO	YDS	AVG	LG	TD
Morgan	84	1491	17.8	44t	10
Collins	77	684	8.9	49	5
Fryar	43	737	17.1	69t	6
Baty	37	331	8.9	22	2
Hawthorne	24	192	8.0	17	0
C. James	18	129	7.2	17	0
Starring	16	295	18.4	47	2
Tatupu	15	145	9.7	25	0
Jones	14	222	15.9	28	1
Scott	8	41	5.1	8t	3
D. Williams	2	35	17.5	26	0
Weathers	1	14	14.0	14	0
Holloway	1	5	5.0	5	0
Patriots	**340**	**4321**	**12.7**	**69t**	**29**
Opponents	**255**	**3324**	**13.0**	**67t**	**15**

INTERCEPTIONS	ND	YDS	AVG	LG	TD
Lippett	8	76	9.5	43	0
Clayborn	3	4	1.3	4	0
Marion	2	56	28.0	37t	1
McGrew	2	44	22.0	27	0
R. James	2	39	19.5	21	0
Nelson	2	21	10.5	17	0
Rembert	1	37	37.0	37	0
McSwain	1	3	3.0	3	0
Tippett	0	32	-	32	0
Patriots	**21**	**312**	**14.9**	**69**	**1**
Opponents	**13**	**151**	**11.6**	**26**	**0**

PUNTING	ND	YDS	AVG	TB	IN20	LG	BLK
Camarillo	89	3746	42.1	7	16	64	3
Patriots	**90**	**3746**	**42.1**	**7**	**16**	**64**	**3**
Opp.	**90**	**3585**	**39.8**	**9**	**21**	**73**	**3**

PUNT RETURNS	ND	FC	YDS	AVG	LG	TD
Fryar	35	10	366	10.5	59t	1
Starring	6	0	18	3.0	12	0
Marion	1	1	12	12.0	12	0
R. James	0	1	0	0.0	0	0
Patriots	**42**	**12**	**396**	**9.4**	**59t**	**1**
Opponents	**60**	**4**	**565**	**9.4**	**39**	**0**

KICK RETURNS	ND	YDS	AVG	LG	TD
Starring	36	802	22.3	52	0
Fryar	10	192	19.2	33	0
Jones	4	63	15.8	20	0
Dupard	3	50	16.7	21	0
Rembert	3	27	9.0	14	0
Hawthorne	2	13	6.5	13	0
Patriots	**58**	**1147**	**19.8**	**52**	**0**
Opponents	**81**	**1480**	**18.3**	**39**	**0**

Sacks: Veris 11.0, Tippett 9.5, Blackmon 7.5, B. Williams 7.0 Rembert 4.0, Hodge 1.0, R. James 1.0, McGrew 1.0, Nelson 1.0, Owens 1.0, Reynolds 1.0, Ruth 1.0, Thomas 1.0, Sims 0.5, T. Williams 0.5. Patriots 48.0, Opponents 47.0.

FIELD GOALS	1-19	20-29	30-39	40-49	50+
Franklin	1/1	7/7	15/17	9/16	0/0
Patriots	**1/1**	**7/7**	**15/17**	**9/16**	**0/0**
Opp.	**0/0**	**7/7**	**8/9**	**6/8**	**0/4**

Franklin: (25G,38G,39G,49G) (49n,45G, 42G) (26G,36n) (42n,34G,37G) (21G, 31G) (45n,26G) (47n,31G,36G) (31G 47n,27G, 26G) (31G,32G,32G, 33G) (38G,31G,24G) (42G,45G,19G) (37G, 47G) (49n) (44n) (41G) (47G,44G,39n).

Opponents: (25G,57n) (33G,47G) (33G) (44G,34G) (55n) (47G) () (53n,26G) (41G,36n,53n) () (42n) (28G,33G,34G, 48G) (28G, 38G) (24G,44n) (20G,31G, 36G) (42G,21G)

1986 AFC Eastern Division

TEAM	W	L	T	PCT.	PF	PA
Patriots	**11**	**5**	**0**	**.688**	**412**	**307**
NY Jets*	10	6	0	.625	364	386
Miami	8	8	0	.500	430	405
Buffalo	4	12	0	.250	287	348
Indianapolis	3	13	0	.188	229	400

*Wild Card

AFC Championship: Denver 23, at Cleveland 20 OT

Super Bowl XXI: NY Giants 39, Denver 20; at Pasadena, CA

1986 Coaching Staff: Dean Brittenham, Strength/Conditioning, Jim Carr, Defensive Backfield, Bobby Grier, Offensive Backfield, Ray Hamilton, Asst. Defensive Line, Rod Humenuik, Asst. Head Coach/Offensive Line, Harold Jackson, Receivers, Eddie Khayat, Defensive Line, John Polonchek, QBs/Special Asst. to Head Coach, Rod Rust, Defensive Coordinator, Dante Scarnecchia, Special Teams/TE's , Don Shinnick, Linebackers, Les Steckel, Quarterbacks/Receivers.

PASSING	ATT	CMP	YARDS	CMP%	YDS/ATT	TD	TD%	INT	INT%	LG	SK/YDS	RATING
Eason	448	276	3328	61.6	7.43	19	4.2	10	2.2	49	43/336	89.2
Grogan	102	62	976	60.8	9.57	9	8.8	2	2.0	69t	4/31	113.8
C. James	4	1	10	25.0	2.50	1	25.0	1	25.0	10t	0/0	39.6
Ramsey	3	1	7	33.3	2.33	0	0.0	0	0.0	7	0/0	42.2
Patriots	**557**	**340**	**4321**	**61.0**	**7.76**	**29**	**5.2**	**13**	**2.3**	**69t**	**47/367**	**92.9**
Opps.	**473**	**255**	**3324**	**53.9**	**7.02**	**15**	**3.2**	**21**	**4.4**	**67t**	**48/346**	**68.4**

1987 FINAL OFFENSIVE STATISTICS (8-7)

Head Coach: Raymond Berry (8-7) • Tied for Second in AFC-East • Home Stadium: Sullivan Stadium

DATE	W/L	SCORE	OPPONENT	ATTENDANCE
9/13	W	28-21	Miami	54,642
9/21	L	24-43	at NY Jets	70,847
9/27	Cancelled Strike		at Washington	
10/04	L	10-20	Cleveland	14,830
10/11	W	14-7	Buffalo	11,878
10/18	W	21-7	at Houston	26,294
10/25	L	16-30	at Indianapolis	48,850
11/01	W	26-23	LA Raiders	60,664
11/08	L	10-17	at NY Giants	73,817
11/15	L	17-23	Dallas OT	60,567
11/22	W	24-0	Indianapolis	56,906
11/29	L	31-34	Philadelphia OT	54,198
12/06	L	20-31	at Denver	75,794
12/13	W	42-20	NY Jets	60,617
12/20	W	13-7	at Buffalo	74,945
12/28	W	24-10	at Miami	61,192

Team Statistics

	PATS	OPP
TOTAL FIRST DOWNS	**266**	**293**
By Rushing	84	112
By Passing	158	159
By Penalty	24	22
Third Down: Md/Att.	81/219	84/228
Third Down: Eff.	36.9	36.8
Fourth Down: Md/Att.	9/14	11/23
Fourth Down: Eff.	64.2	47.8
TOTAL NET YARDS	**4454**	**4877**
Avg. per Game	296.9	325.1
Total Offensive Plays	986	1053
Avg. per Play	4.5	4.6
NET YARDS RUSHING	**1771**	**1778**
Total Rushing Plays	513	490
Avg. per Rush	3.5	3.6
Avg. per Game	118.1	118.5
NET YARDS PASSING	**2683**	**3099**
Avg. per Game	178.9	206.6
Sacked/Yards Lost	33/246	43/339
Gross Yards Passing	2929	3438
Att./Completions	440/236	520/273
Completion Pct.	53.6	52.5
Had Intercepted	18	21
PUNTS/AVERAGE	**89/37.6**	**77/38.1**
NET PUNTING AVG.	**30.5**	**33.8**
PENALTIES/YARDS	**64/506**	**110/846**
FUMBLES/BALLS LOST	**36/13**	**42/21**
TOUCHDOWNS	**39**	**34**
Rushing	12	13
Passing	22	17
Returns	5	4

Score by Periods	1	2	3	4	OT	Total
Patriots	76	111	72	61	0	320
Opponents	39	68	71	106	9	293

SCORING	TD	Ru	Pa	Rt	PAT	FG	S	TP
Franklin	0	0	0	0	37/38	15/26	0	82
Collins	6	3	3	0	0	0	0	36
Fryar	5	0	5	0	0	0	0	30
Dupard	3	3	0	0	0	0	0	18
Jones	3	0	3	0	0	0	0	18
Morgan	3	0	3	0	0	0	0	18
Starring	3	0	3	0	0	0	0	18
Baty	2	0	2	0	0	0	0	12
Grogan	2	2	0	0	0	0	0	12
Linne	2	0	2	0	0	0	0	12
Lippett	2	0	0	2	0	0	0	12
Scott	2	0	1	1	0	0	0	12
Bleier	1	1	0	0	0	0	0	6
Clayborn	1	0	0	1	0	0	0	6
LeBlanc	1	1	0	0	0	0	0	6
Ramsey	1	1	0	0	0	0	0	6
Tippett	1	0	0	1	0	0	0	6
Woods	1	1	0	0	0	0	0	6
Schubert	0	0	0	0	1/1	1/2	0	4
PATRIOTS	**39**	**12**	**22**	**5**	**38/39**	**16/28**	**0**	**320**
Opponent	**34**	**13**	**17**	**4**	**33/33**	**18/27**	**1**	**293**

RUSHING	NO	YDS	AVG	LG	TD
Collins	147	474	3.2	19	3
Dupard	94	318	3.4	49	3
Tatupu	79	248	3.1	19	0
Perryman	41	187	4.6	48	0
LeBlanc	49	170	3.5	42	1
Ramsey	13	75	5.8	19	1
Fryar	9	52	5.8	16	0
Hansen	16	44	2.8	7	0
Davis	9	43	4.8	27	0
Flutie	6	43	7.2	13	0
Grogan	20	37	1.9	8	2
Eason	3	25	8.3	13	0
C. McSwain	9	23	2.6	9	0
Woods	4	20	5.0	13	1
Starring	2	13	6.5	10	0
C. James	4	10	2.5	5	0
Camarillo	1	0	0.0	0	0
Bleier	5	-5	-1.0	1t	1
Whitten	2	-6	-3.0	-2	0
Patriots	**513**	**1771**	**3.5**	**49**	**12**
Opponents	**490**	**1778**	**3.6**	**60t**	**13**

RECEIVING	NO	YDS	AVG	LG	TD
Collins	44	347	7.9	29	3
Morgan	40	672	16.8	45	3
Fryar	31	467	15.1	40	5
Jones	25	388	15.5	29	3
Starring	17	289	17.0	34t	3
Baty	15	138	9.2	22	2
Tatupu	15	136	9.1	23	0
Dawson	12	81	6.8	14	0
Linne	11	158	14.4	30	2
Scott	5	35	7.0	15	1
Coffey	3	66	22.0	35	0
Gadbois	3	51	17.0	20	0
D. Williams	3	30	10.0	12	0
Perryman	3	13	4.3	7	0
Dupard	3	1	0.3	2	0
Frain	2	22	11.0	11	0
LeBlanc	2	3	1.5	3	0
Hansen	1	22	22.0	22	0
Pickering	1	10	10.0	10	0
Patriots	**236**	**2929**	**12.4**	**45**	**22**
Opponents	**273**	**3438**	**12.6**	**61t**	**17**

INTERCEPTIONS	NO	YDS	AVG	LG	TD
Marion	4	53	13.3	25	0
Lippett	3	103	34.3	45t	2
Clayborn	2	24	12.0	24	0
E. Gibson	2	17	8.5	17	0
Bowman	2	3	1.5	3	0
E. Williams	1	51	51.0	51	0
R. James	1	27	27.0	27	0
R. McSwain	1	17	17.0	17	0
Shegog	1	7	7.0	7	0
Holmes	1	4	4.0	4	0
Rembert	1	1	1.0	1	0
P. Williams	1	0	0.0	0	0
Peterson	1	0	0.0	0	0
Patriots	**21**	**307**	**14.6**	**51**	**2**
Opponents	**18**	**160**	**8.9**	**38**	**2**

PUNTING	NO	YDS	AVG	TB	IN20	LG	BLK
Camarillo	62	2489	40.1	8	14	73	1
Herline	25	861	34.3	4	1	50	1
Patriots	**89**	**3350**	**37.6**	**12**	**15**	**73**	**2**
Opp.	**77**	**2937**	**38.1**	**6**	**25**	**62**	**2**

PUNT RETURNS	NO	FC	YDS	AVG	LG	TD
Fryar	18	12	174	9.7	36	0
Linne	5	2	22	4.4	16	0
Marion	1	2	0	0.0	0	0
Starring	1	1	17	17.0	17	0
Patriots	**25**	**17**	**213**	**8.5**	**36**	**0**
Opponents	**41**	**11**	**397**	**9.7**	**34**	**0**

KICK RETURNS	NO	YDS	AVG	LG	TD
Starring	23	445	19.3	43	0
Fryar	6	119	19.8	31	0
Davis	5	134	26.8	43	0
Dupard	4	61	15.3	21	0
Perryman	3	43	14.3	16	0
LeBlanc	2	31	15.5	24	0
C. McSwain	2	32	16.0	24	0
Alexander	1	4	4.0	4	0
Collins	1	18	18.0	18	0
Hansen	1	14	14.0	14	0
Patriots	**48**	**901**	**18.8**	**43**	**0**
Opponents	**63**	**1130**	**17.9**	**60**	**0**

Sacks: Tippett 12.5, Veris 7.0, B. Williams 5.0, T. Williams 4.5, Rembert 2.0, Reynolds 2.0, Sims 1.5, Blackmon 1.0, Hodge 1.0, Lippett, 1.0, Mangiero 1.0, McCabe 1.0, McGrew 1.0, Wichard 1.0, Wilburn 1.0, Bowman, 0.5. Team, 43.0, Opponents, 33.0.

FIELD GOALS	1-19	20-29	30-39	40-49	50+
Franklin	0/0	5/5	6/11	3/7	1/3
Schubert	0/0	1/1	0/0	0/1	0/0
Patriots	**0/0**	**6/6**	**6/11**	**3/8**	**1/3**
Opponents	**2/2**	**7/7**	**6/9**	**3/8**	**0/1**

Franklin: (39n,47n) (48n,32G) (-) (-) (52n) (38G,31G,49G) (50G,27G,25G, 29G) (50n,46G) (35n,41G) (37n,34G,37n) (43n,21G,31n,46n) (38G,27G) (-) (-) (31G). **Schubert:** (-) (-) (23G,40n).

Opponents: (-) (22G,34G) (28G,21G, 37n) (-) (48n,34n) (48G,38G,24G) (31G, 31G,39G,41N) (19G,41n) (20G) (46n) (19G,44n,39n,38G) (52n,24G) (24G,42G) (-) (47G).

1987 AFC Eastern Division

TEAM	W	L	T	PCT.	PF	PA
Indianapolis	9	6	0	.600	300	238
Patriots	**8**	**7**	**0**	**.533**	**320**	**293**
Miami	8	7	0	.533	362	335
Buffalo	7	8	0	.467	270	305
NY Jets	6	9	0	.400	334	360

Note 1987 regular season was reduced from 16 to 15 games for each team due to a players' strike

AFC Championship: at Denver 38, Cleveland 33
Super Bowl XXII: Washington 42, Denver 10, San Diego, CA

1987 Coaching Staff: Dean Brittenham, Strength/Conditioning, Jim Carr, Defensive Backfield, Bobby Grier, Offensive Backfield, Ray Hamilton, Asst. Defensive Line, Rod Humenuik, Asst. Head Coach/Offensive Line, Harold Jackson, Receivers, Eddie Khayat, Defensive Line, John Polonchek, QBs/Special Asst. to Head Coach, Rod Rust, Defensive Coordinator, Dante Scarnecchia, Special Teams/TE's , Don Shinnick, Linebackers, Les Steckel, Quarterbacks/Receivers.

PASSING	ATT	CMP	YARDS	CMP%	YDS/ATT	TD	TD%	INT	INT%	LG	SK/YDS	RATING
Grogan	161	93	1183	57.8	7.34	10	6.2	9	5.6	40	7/55	78.2
Ramsey	134	71	898	53.0	6.70	6	4.5	6	4.5	40	14/90	70.4
Eason	79	42	453	53.2	5.73	3	3.8	2	2.5	45	8/70	72.4
Bleier	39	14	181	35.9	4.64	1	2.6	1	2.6	35	3/28	49.2
Flutie	25	15	199	60.0	7.96	1	4.0	0	0.0	30	0/0	98.6
Jones	1	0	0	0.0	0.0	0	0.0	0	0.0	0	0/0	---
Tatupu	1	1	15	100.0	15.0	1	100.0	0	0.0	15t	0/0	481.3
Patriots	**440**	**236**	**2929**	**53.6**	**6.65**	**22**	**5.0**	**18**	**4.1**	**45**	**33/246**	**74.1**
Opps.	**520**	**273**	**3438**	**52.5**	**6.61**	**17**	**3.3**	**21**	**4.0**	**61t**	**43/339**	**67.5**

1988 FINAL OFFENSIVE STATISTICS (9-7)

Head Coach: Raymond Berry (9-7) • Tied for Second in AFC-East • Home Stadium: Sullivan Stadium

DATE	W/L	SCORE	OPPONENT	ATTENDANCE
9/04	W	28-3	NY Jets	44,027
9/11	L	6-36 at	Minnesota	55,545
9/18	L	14-16	Buffalo	55,945
9/25	L	6-31 at	Houston	38,646
10/02	W	21-17	Indianapolis	58,050
10/09	L	3-45 at	Green Bay (Mil.)	51,932
10/16	W	27-21	Cincinnati	59,969
10/23	L	20-23 at	Buffalo	76,824
10/30	W	30-7	Chicago	60,821
11/06	W	21-10	Miami	60,840
11/13	W	14-13 at	NY Jets	48,358
11/20	W	6-3 at	Miami	53,526
11/27	L	21-24 at	Indianapolis	58,157
12/04	W	13-7	Seattle	59,068
12/11	W	10-7	Tampa Bay OT	39,889
12/17	L	10-21 at	Denver	70,910

Team Statistics

	PATS	OPP
TOTAL FIRST DOWNS	**264**	**272**
By Rushing	126	119
By Passing	112	138
By Penalty	26	15
Third Down: Md/Att.	79/219	58/199
Third Down: Eff.	36.1	29.1
Fourth Down: Md/Att.	9/14	9/18
Fourth Down: Eff.	64.2	50.0
TOTAL NET YARDS	**4293**	**4681**
Avg. per Game	268.3	292.6
Total Offensive Plays	1000	961
Avg. per Play	4.3	4.9
NET YARDS RUSHING	**2120**	**2099**
Total Rushing Plays	588	496
Avg. per Rush	3.6	4.2
Avg. per Game	132.5	131.2
NET YARDS PASSING	**2173**	**2582**
Avg. per Game	135.8	161.4
Sacked/Yards Lost	23/160	29/219
Gross Yards Passing	2333	2801
Att./Completions	389/199	436/234
Completion Pct.	51.2	53.7
Had Intercepted	28	20
PUNTS/AVERAGE	**91/38.3**	**86/42.2**
NET PUNTING AVG.	**34.1**	**35.5**
PENALTIES/YARDS	**87/665**	**108/858**
FUMBLES/BALLS LOST	**19/10**	**29/15**
TOUCHDOWNS	**31**	**33**
Rushing	17	20
Passing	12	13
Returns	2	0

Score by Periods	1	2	3	4	OT	Total
Patriots	49	87	50	61	3	250
Opponents	48	77	57	102	0	284

SCORING	TD	Ru	Pa	Rt	PAT	FG	S	TP
Perryman	6	6	0	0	0	0	0	36
Staurovsky	0	0	0	0	14/15	7/11	0	35
Fryar	5	0	5	0	0	0	0	30
Stephens	5	4	0	1	0	0	0	30
Garcia	0	0	0	0	11/16	6/13	0	29
Morgan	4	0	4	0	0	0	0	24
Dawson	2	0	2	0	0	0	0	12
Dupard	2	2	0	0	0	0	0	12
Tatupu	2	2	0	0	0	0	0	12
Flutie	1	1	0	0	0	0	0	6
Grogan	1	1	0	0	0	0	0	6
C. James	1	1	0	0	0	0	0	6
Jones	1	0	1	0	0	0	0	6
Martin	1	0	0	1	0	0	0	6
PATRIOTS	**31**	**17**	**12**	**2**	**25/31**	**13/24**	**0**	**250**
Opponent	**33**	**20**	**13**	**0**	**33/33**	**17/26**	**1**	**284**

RUSHING	NO	YDS	AVG	LG	TD
Stephens	297	1168	3.9	52	4
Perryman	146	448	3.1	16	6
Flutie	38	179	4.7	16	1
Dupard	52	151	2.9	15	2
Tatupu	22	75	3.4	22	2
Allen	7	40	5.7	12	0
Eason	5	18	3.6	10	0
C. James	4	15	3.8	8t	1
Fryar	6	12	2.0	6	0
Grogan	6	12	2.0	6	1
Ramsey	3	8	2.7	9	0
Feagles	1	0	0.0	0	0
Morgan	1	-6	-6.0	-6	0
Patriots	**588**	**2120**	**3.6**	**52**	**17**
Opponents	**496**	**2099**	**4.2**	**36**	**20**

RECEIVING	NO	YDS	AVG	LG	TD
Dupard	34	232	6.8	15	0
Fryar	33	490	14.8	80t	5
Morgan	31	502	16.2	32	4
Jones	22	313	14.2	41t	1
Perryman	17	134	7.9	18	0
C. James	14	171	12.2	32	0
Stephens	14	98	7.0	17	0
Francis	11	161	14.6	51	0
Dawson	8	106	13.3	38	2
Tatupu	8	58	7.3	17	0
Martin	4	51	12.8	21	0
Scott	1	8	8.0	8	0
Johnson	1	5	5.0	5	0
Farrell	1	4	4.0	4	0
Patriots	**199**	**2333**	**11.7**	**80t**	**12**
Opponents	**234**	**2801**	**12.0**	**51t**	**13**

INTERCEPTIONS	NO	YOS	AVG	LG	TD
Clayborn	4	65	16.3	31	0
Marion	4	47	11.8	22	0
R. James	4	30	7.5	22	0
McSwain	2	51	25.5	42	0
Rembert	2	10	5.0	6	0
Jordan	1	31	31.0	31	0
McGrew	1	6	6.0	6	0
Lippett	1	4	4.0	4	0
Bowman	1	0	0.0	0	0
Patriots	**20**	**244**	**12.2**	**42**	**0**
Opponents	**28**	**286**	**10.2**	**40**	**0**

PUNTING	NO	YOS	AVG	TB	IN20	LG	BLK
Feagles	91	3482	38.3	8	24	74	0
Patriots	**91**	**3482**	**38.3**	**8**	**24**	**74**	**0**
Opp.	**86**	**3633**	**42.2**	**9**	**19**	**70**	**0**

PUNT RETURNS	ND	FC	YOS	AVG	LG	TD
Fryar	38	8	398	10.5	30	0
Bowman	0	1	0	0.0	0	0
Patriots	**38**	**9**	**398**	**10.5**	**30**	**0**
Opponents	**37**	**17**	**217**	**5.9**	**19**	**0**

KICK RETURNS	NO	YOS	AVG	LG	TO
Martin	31	735	23.7	95t	1
Allen	18	391	21.7	30	0
Davis	6	106	17.7	24	0
Fryar	1	3	3.0	3	0
Tatupu	1	13	13.0	13	0
Patriots	**57**	**1248**	**21.9**	**95t**	**1**
Opponents	**45**	**888**	**19.7**	**51**	**0**

Sacks: B.Williams 8.0, Tippett 7.0, Jordan 3.0, Rembert 3.0, Goad 2.0, McGrew 2.0, Veris 2.0, Hodge 1.0, TEAM 1.0. Patriots 29.0, Opponents 23.0.

FIELD GOALS	1-19	20-29	30-39	40-49	50+
Staurovsky	0/0	3/4	4/5	0/2	0/0
Garcia	0/0	2/3	1/3	2/5	1/2
Patriots	**0/0**	**5/7**	**5/8**	**2/7**	**1/2**
Opp.	**0/0**	**6/7**	**5/5**	**5/11**	**1/3**

Garcia: (47wl,39G,24G,47G) (50G,23G) (-) (-) (31wl) (43G,42wl) (43wr) (25wl, 52wl,39b).
Staurovsky: (35G) (-) (-) (22G,34G) (43wl,27wl) (34G,22G) (36s, 27G) (32G, 40wl).

Opponents: (29G) (39G,24G) (38G, 44G,41G) (46wl,46wr,49G) (20G) (25G, 43wl) (-) (30G,35G,33G) (-) (51G) (47G, 48G) (27G,54wl,50wr,23wl) (28G) (47wr, 41wr) (40s) (-).

1988 AFC Eastern Division

TEAM	W	L	T	PCT.	PF	PA
Buffalo	12	4	0	.750	329	237
Indianapolis	9	7	0	.563	354	315
Patriots	**9**	**7**	**0**	**.563**	**250**	**284**
NY Jets	8	7	1	.531	372	354
Miami	6	10	0	.375	319	380

AFC Championship: at Cincinnati 21, Buffalo 10

Super Bowl XXIII: San Francisco 20, Cincinnati 16; at Miami, Fla.

1988 Coaching Staff: Don Blackmon, Staff Assistant, Jim Carr, Defensive Backfield, Bobby Grier, Offensive Backfield, Ray Hamilton, Asst. Defensive Line, Rod Humenuik, Asst. Head Coach/Offensive Line, Harold Jackson, Receivers, Eddie Khayat, Defensive Line, Guy Morriss, Asst. Offensive Line, John Polonchek, QBs/Special Asst. to Head Coach, Dante Scarnecchia, Special Teams/TE's, Don Shinnick, Linebackers, Jerry Simmons,, Strength/Conditioning, Les Steckel, Quarterbacks/Receivers.

PASSING	ATT	CMP	YARDS	CMP%	YDS/ATT	TD	TD%	INT	INT%	LG	SK/YDS	RATING
Flutie	179	92	1150	51.4	6.42	8	4.5	10	5.6	80t	11/65	63.3
Grogan	140	67	834	47.9	5.95	4	2.9	13	9.3	41t	8/77	37.6
Eason	43	28	249	65.1	5.79	0	0.0	2	4.7	26	2/12	61.1
Ramsey	27	12	100	44.4	3.70	0	0.0	3	11.1	23	2/6	8.3
Patriots	**389**	**199**	**2333**	**51.2**	**5.99**	**12**	**3.1**	**28**	**7.2**	**80t**	**23/160**	**50.0**
Opps.	**436**	**234**	**2801**	**53.7**	**6.42**	**13**	**2.9**	**20**	**4.6**	**51t**	**29/219**	**64.4**

1989 FINAL OFFENSIVE STATISTICS (5-11)

Head Coach: Raymond Berry (5-11) • Fourth in AFC-East • Home Stadium: Sullivan Stadium

DATE	W/L	SCORE	OPPONENT	ATTENDANCE
9/10	W	27-24	at NY Jets	64,541
9/17	L	10-24	Miami	57,043
9/24	L	3-24	Seattle	48,025
10/01	L	10-31	at Buffalo	78,921
10/08	W	23-13	Houston	59,828
10/15	L	15-16	at Atlanta	39,697
10/22	L	20-37	at San Francisco	70,000
10/29	W	23-20	at Indianapolis OT	59,356
11/05	L	26-27	NY Jets	53,366
11/12	L	24-28	New Orleans	47,680
11/19	W	33-24	Buffalo	49,663
11/26	L	21-24	at LA Raiders	38,747
12/03	W	22-16	Indianapolis	32,234
12/10	L	10-31	at Miami	55,913
12/17	L	10-28	at Pittsburgh	26,594
12/24	L	20-24	LA Rams	37,940

Team Statistics

	PATS	OPP
TOTAL FIRST DOWNS	**335**	**297**
By Rushing	114	110
By Passing	87	176
By Penalty	34	11
Third Down: Md/Att.	92/240	72/199
Third Down: Eff.	38.3	36.2
Fourth Down: Md/Att.	10/29	5/12
Fourth Down: Eff.	34.5	41.7
TOTAL NET YARDS	**5456**	**5644**
Avg. per Game	341.0	352.8
Total Offensive Plays	1129	975
Avg. per Play	4.8	5.8
NET YARDS RUSHING	**1749**	**1978**
Total Rushing Plays	485	495
Avg. per Rush	3.6	4.0
Avg. per Game	109.3	123.6
NET YARDS PASSING	**3707**	**3666**
Avg. per Game	231.7	229.1
Sacked/Yards Lost	34/265	31/239
Gross Yards Passing	3972	3905
Att./Completions	610/302	449/259
Completion Pct	49.5	57.7
Had Intercepted	27	16
PUNTS/AVERAGE	**64/37.4**	**81/42.1**
NET PUNTING AVG.	**31.3**	**35.2**
PENALTIES/YARDS	**63/509**	**111/954**
FUMBLES/BALLS LOST	**26/12**	**22/12**
TOUCHDOWNS	**30**	**48**
Rushing	12	19
Passing	17	27
Returns	1	2

Score by Periods	1	2	3	4	OT	Total
Patriots	47	66	71	110	3	297
Opponents	82	144	58	107	0	391

SCORING	TD	Ru	Pa	Rt	PAT	FG	S	TP
Davis	0	0	0	0	13/16	16/23	0	61
Staurovsky	0	0	0	0	14/14	14/17	0	56
Stephens	7	7	0	0	0	0	0	42
C. Jones	6	0	6	0	0	0	0	36
Dykes	5	0	5	0	0	0	0	30
Fryar	3	0	3	0	0	0	0	18
Morgan	3	0	3	0	0	0	0	18
Perryman	2	2	0	0	0	0	0	12
Allen	1	1	0	0	0	0	0	6
Dupard	1	1	0	0	0	0	0	6
Egu	1	1	0	0	0	0	0	6
Hurst	1	0	0	1	0	0	0	6
PATRIOTS	**30**	**12**	**17**	**1**	**27/30**	**30/40**	**0**	**297**
Opponent	**48**	**19**	**27**	**2**	**46/48**	**19/26**	**0**	**391**

RUSHING	NO	YDS	AVG	LG	TD
Stephens	244	833	3.4	35t	7
Perryman	150	562	3.7	18	2
Flutie	16	87	5.4	22	0
Dupard	25	63	2.5	10	1
Allen	11	51	4.6	18	1
Wilson	7	42	6.0	11	0
Tatupu	11	38	3.5	20	0
Egu	3	20	6.7	15t	1
Martin	2	20	10.0	13	0
Grogan	9	19	2.1	7	0
Fryar	2	15	7.5	11	0
C. Jones	1	3	3.0	3	0
Eason	2	-2	-1.0	0	0
Wonsley	2	-2	-1.0	0	0
Patriots	**485**	**1749**	**3.6**	**35t**	**12**
Opponents	**495**	**1978**	**4.0**	**58t**	**19**

RECEIVING	NO	YDS	AVG	LG	TD
Sievers	54	615	11.4	46	0
Dykes	49	795	16.2	42	5
C. Jones	48	670	14.0	65t	6
Fryar	29	537	18.5	52	3
Perryman	29	195	6.7	16	0
Morgan	28	486	17.4	55t	3
Stephens	21	207	9.9	37	0
Martin	13	229	17.6	37	0
Dawson	12	101	8.4	17	0
Tatupu	10	54	5.4	11	0
Dupard	6	70	11.7	45	0
Cook	3	13	4.3	5	0
Patriots	**302**	**3972**	**13.2**	**65t**	**17**
Opponents	**259**	**3905**	**15.1**	**74t**	**27**

INTERCEPTIONS	ND	YDS	AVG	LG	TD
Hurst	5	31	6.2	16t	1
James	2	50	25.0	28	0
Marion	2	19	9.5	18	0
McSwain	1	18	18.0	18	0
Feggins	1	4	4.0	4	0
Coleman	1	1	1.0	1	0
Clayborn	1	0	0.0	0	0
Rembert	1	0	0.0	0	0
Brown	1	-1	-1.0	-1	0
McGrew	1	-4	-4	-4	0
Patriots	**16**	**118**	**19.7**	**28**	**1**
Opponents	**27**	**338**	**12.5**	**55**	**2**

PUNTING	NO	YDS	AVG	NET	TB	IN20	LG	BLK
Feagles	63	2392	38.0	31.3	2	13	64	1
Patriots	**64**	**2392**	**37.4**	**31.3**	**2**	**13**	**64**	**1**
Opp.	**81**	**3413**	**42.1**	**35.2**	**9**	**15**	**76**	**0**

PUNT RETURNS	NO	FC	YDS	AVG	LG	TD
Martin	19	2	164	8.6	28	0
Tucker	13	1	102	7.8	25	0
Fryar	12	1	107	8.9	20	0
Hurst	1	0	6	6.0	6	0
Taylor	0	2	0	0.0	0	0
Patriots	**45**	**6**	**379**	**8.4**	**28**	**0**
Opponents	**38**	**6**	**346**	**9.1**	**17**	**0**

KICK RETURNS	ND	YDS	AVG	LG	TD
Martin	24	584	24.3	38	0
Tucker	13	270	20.8	37	0
Rice	11	242	22.0	46	0
Allen	6	124	20.7	29	0
Taylor	3	52	17.3	22	0
Wonsley	3	69	23.0	40	0
Egu	2	26	13.0	22	0
Hodge	2	19	9.5	11	0
Timpson	2	13	6.5	13	0
Fryar	1	47	47.0	47	0
Rehder	1	14	14.0	14	0
Tatupu	1	2	2.0	2	0
Patriots	**69**	**1462**	**21.2**	**47**	**0**
Opponents	**61**	**1199**	**19.7**	**60**	**0**

Sacks: B. Williams 8.0, Jeter 7.0, McGrew 4.5, Brown 4.0, Sims 3.0, Rembert 2.5, Goad 1.0, Team 1.0. Patriots 31.0, Opponents 34.0.

Field Goals	1-19	20-29	30-39	40-49	50+
Davis	0/0	3/3	6/9	5/9	2/2
Staurovsky	0/0	4/4	5/7	4/5	1/1
Patriots	**0/0**	**7/7**	**11/16**	**9/14**	**3/3**
Opp.	**3/3**	**6/7**	**8/10**	**2/4**	**0/2**

Davis: (-) (40wr,28G) (35G) (35G,37wl) (30G, 45s,34G,43G) (52G,32G,32G) (49G,21G) (47G, 38wr,48G,46wr,51G) (47G,43wr,26G, 39s).
Staurovsky: (44G) (34G,24G,34G, 38G) (-) (40wr,44G,37G,34s, 24G,50G,23G) (36G) (20G, 37ng) (44G,48G).

Opponents: (40G) (31G) (23G) (36G) (46G, 22G) (30G,30G,40w,22G) (33b, 23G,45b) (32G, 39G) (18G,23G) (-) (24wr,31G) (45wl, 32G) (18) (23) (-) (19G, 50s,50wl).

1989 AFC Eastern Division

Team	W	L	T	Pct.	PF	PA
Buffalo	9	7	0	.563	409	317
Indianapolis	8	8	0	.500	298	301
Miami	8	8	0	.500	331	379
Patriots	**5**	**11**	**0**	**.313**	**297**	**391**
NY Jets	4	12	0	.250	253	411

AFC Championship: at Denver 37, Cleveland 21

Super Bowl XXIV: San Francisco 55, Denver 10; at New Orleans, LA.

1989 Coaching Staff: Don Blackmon, Linebackers, Jim Carr, Defensive Backfield, Bobby Grier, Offensive Backfield, Ray Hamilton, Asst. Defensive Line, Harold Jackson, Receivers, Eddie Khayat, Defensive Line, Guy Morriss, Asst. Offensive Line, John Polonchek, QBs/Special Asst. to Head Coach, Keith Rowan, Special Teams, Don Shinnick, Linebackers, Jerry Simmons, Strength/Conditioning, Richard Wood, Receivers

PASSING	ATT	CMP	YARDS	CMP%	YDS/ATT	TD	TD%	INT	INT%	LG	SK/YDS	RATING
Grogan	261	133	1697	51.0	6.50	9	3.4	14	5.4	55t	8/64	60.8
Wilson	150	75	1006	50.0	6.71	3	2.0	5	3.3	65t	10/71	64.5
Eason	105	57	761	54.3	7.25	3	2.9	4	3.8	45	10/78	71.2
Flutie	91	36	493	39.6	5.42	2	2.2	4	4.4	36	6/52	46.6
Feagles	2	0	0	0.0	0.0	0	0.0	0	0.0	0	0/0	--
Tatupu	1	1	15	100.0	15.00	0	0.0	0	0.0	15	0/0	147.9
Patriots	**610**	**302**	**3972**	**49.5**	**6.51**	**17**	**2.8**	**27**	**4.4**	**65t**	**34/265**	**61.3**
Opps.	**449**	**259**	**3905**	**57.7**	**8.70**	**27**	**6.0**	**16**	**3.6**	**74t**	**31/239**	**91.3**

1990 FINAL OFFENSIVE STATISTICS (1-15)

Head Coach: Rod Rust (1-15) • Fifth in AFC-East • Home Stadium: Foxboro Stadium

DATE	W/L	SCORE	OPPONENT	ATTENDANCE
9/09	L	24-27	Miami	45,305
9/16	W	16-14 at	Indianapolis	49,256
9/23	L	7-41 at	Cincinnati	56,470
9/30	L	13-37	NY Jets	36,724
10/07	L	20-33	Seattle	39,735
10/18	L	10-17 at	Miami	62,630
10/28	L	10-27	Buffalo	51,959
11/04	L	20-48 at	Philadelphia	65,514
11/11	L	10-13	Indianapolis	28,924
11/18	L	0-14 at	Buffalo	74,720
11/25	L	14-34 at	Phoenix	30,110
12/02	L	7-37	Kansas City	26,280
12/09	L	3-24 at	Pittsburgh	48,354
12/15	L	10-25	Washington	22,286
12/23	L	7-42 at	NY Jets	30,250
12/30	L	10-13	NY Giants	60,410

Team Statistics

	PATS	OPP
TOTAL FIRST DOWNS	239	307
By Rushing	65	151
By Passing	156	139
By Penalty	18	17
Third Down: Md/Att.	86/227	84/192
Third Down: Eff.	37.9	43.8
Fourth Down: Md/Att.	2/12	7/13
Fourth Down: Eff.	16.7	53.8
POSSESSION AVG.	**28:21**	**31:39**
TOTAL NET YARDS	**4163**	**5697**
Avg. per Game	260.2	356.1
Total Offensive Plays	955	972
Avg. per Play	4.4	5.9
NET YARDS RUSHING	**1398**	**2676**
Total Rushing Plays	383	565
Avg. per Game	87.4	167.3
NET YARDS PASSING	**2765**	**3021**
Avg. per Game	172.8	188.8
Sacked/Yards Lost	58/443	33/224
Gross Yards Passing	3208	3245
Att./Completions	514/274	374/218
Completion Pct.	53.3	58.3
Had Intercepted	20	14
PUNTS/AVERAGE	**92/40.8**	**56/40.8**
NET PUNTING AVG.	**33.6**	**36.6**
PENALTIES/YARDS	**99/742**	**73/488**
FUMBLES/BALLS LOST	**33/16**	**25/18**
TOUCHDOWNS	**19**	**52**
Rushing	4	29
Passing	4	21
Returns	1	2

Score by Periods	1	2	3	4	OT	Total
Patriots	30	81	30	40	0	181
Opponents	120	128	88	110	0	446

SCORING	TD	Ru	Pa	Rt	PAT	FG	S	TP
Staurovsky	0	0	0	0	19/19	16/22	0	67
Cook	5	0	5	0	0	0	0	30
Fryar	4	0	4	0	0	0	0	24
Stephens	3	2	1	0	0	0	0	18
Dykes	2	0	2	0	0	0	0	12
Adams	1	0	1	0	0	0	0	6
Allen	1	1	0	0	0	0	0	6
Martin	1	0	1	0	0	0	0	6
Perryman	1	1	0	0	0	0	0	6
B. Williams	1	0	0	1	0	0	0	6
PATRIOTS	**19**	**4**	**14**	**1**	**19/19**	**16/22**	**0**	**181**
Opponent	**54**	**29**	**21**	**2**	**51/52**	**27/31**	**1**	**446**

RUSHING	NO	YDS	AVG	LG	TD
Stephens	212	808	3.8	26	2
Allen	63	237	3.8	29	1
Adams	28	111	4.0	13	0
Perryman	32	97	3.0	13	1
Hodson	12	79	6.6	23	0
Tatupu	16	56	3.5	15	0
Overton	5	8	1.6	6	0
Wilson	5	7	1.4	6	0
Morris	2	4	2.0	3	0
Gannon	1	0	0.0	0	0
Hansen	1	0	0.0	0	0
Fryar	2	-4	-2.0	-1	0
Grogan	4	-5	-1.3	0	0
Patriots	**383**	**1398**	**3.7**	**29**	**4**
Opponents	**565**	**2676**	**4.7**	**80t**	**29**

RECEIVING	NO	YDS	AVG	LG	TD
Fryar	54	856	15.9	56	4
Cook	51	455	8.9	35t	5
Dykes	34	549	16.1	35t	2
Stephens	28	196	7.0	43	1
McMurtry	22	240	10.9	26	0
Jones	21	301	14.3	26	0
Adams	16	146	9.1	28	1
Perryman	15	88	5.9	15	0
Sievers	8	77	9.6	25	0
Mowatt	6	67	11.2	16	0
Allen	6	48	8.0	19	0
Timpson	5	91	18.2	42	0
Martin	4	65	16.3	19t	1
Overton	2	19	9.5	15	0
Tatupu	2	10	5.0	6	0
Patriots	**274**	**3208**	**11.7**	**56**	**14**
Opponents	**218**	**3245**	**14.9**	**86t**	**21**

INTERCEPTIONS	NO	YDS	AVG	LG	TD
Lippett	4	94	23.5	73	0
Hurst	4	61	15.3	36	0
Marion	4	17	4.3	16	0
Rembert	2	22	11.0	11	0
Patriots	**14**	**194**	**13.9**	**73**	**0**
Opponents	**20**	**143**	**7.2**	**42**	**0**

PUNTING	NO	YDS	AVG	NET	TB	IN20	LG	BLK
Feagles	90	3752	41.7	33.6	8	18	69	2
Patriots	**92**	**3752**	**40.8**	**33.6**	**8**	**18**	**69**	**2**
Opp.	**56**	**2282**	**40.8**	**36.6**	**5**	**17**	**70**	**1**

PUNT RETURNS	NO	FC	YDS	AVG	LG	TD
Fryar	28	10	133	4.8	17	0
Martin	1	0	1	1.0	1	0
PATRIOTS	**29**	**10**	**134**	**4.6**	**17**	**0**
OPPONENTS	**50**	**13**	**503**	**10.1**	**34**	**0**

KICK RETURNS	NO	YDS	AVG	LG	TD
Martin	25	515	20.6	38	0
Allen	11	168	15.3	34	0
Morris	11	202	18.4	22	0
Robinson	11	211	19.2	27	0
Overton	10	188	18.8	23	0
Timpson	3	62	20.7	26	0
P.Coleman	2	18	9.0	12	0
Jones	2	24	12.0	13	0
Adams	1	7	7.0	7	0
Gordon	1	43	43.0	43	0
McSwain	1	0	0.0	0	0
Patriots	**78**	**1438**	**18.4**	**38**	**0**
Opponents	**38**	**665**	**17.5**	**38**	**0**

Sacks: Williams, B. 6.0, Tippett 3.5, Hobby 3.0, Singleton, 3.0, Agnew 2.5, Brown 2.5, Goad 2.5, McSwain 2.0, Veris 2.0, Williams, E. 2.0, Smith 1.5, Rembert 1.0, Reynolds 1.0, Gannon 0.5. Patriots 33.0, Opponents 58.0.

FIELD GOALS	1-19	20-29	30-39	40-49	50+
Staurovsky	1/1	3/3	3/3	8/11	1/4
Patriots	**1/1**	**3/3**	**3/3**	**8/11**	**1/4**
Opp.	**4/4**	**6/6**	**9/10**	**6/7**	**2/4**

Staurovsky: (42G,57s) (49wl,39G, 27G, 25G) (-) (46G, 40G) (53G,48G) (41G, 52ng) (32G) (39G,49ng,44G) (29G) (-) (-) (-) (49G) (42G) (50wl) (19G,42wl).

Opponents: (31G,37G) (-) (46G,23G) (24G,18G,46G) (31G,19G,55wr) (47G) (35G,35G) (27G,34G) (54G,38G) (30wl) (50ng,29G,50G) (19G,32G,45G) (42G) (19G,38G,26G) (-) (44G,41wl,27G).

1990 AFC Eastern Division

TEAM	W	L	T	PCT.	PF	PA
Buffalo	13	3	0	.813	428	263
Miami*	12	4	0	.750	336	242
Indianapolis	7	9	0	.438	281	353
NY Jets	6	10	0	.375	295	345
Patriots	**1**	**15**	**0**	**.063**	**181**	**446**

*Wild Card

AFC Championship: at Buffalo 51, LA Raiders 3

Super Bowl XXV: NY Giants 20, Buffalo 19; at Tampa, Fla

1990 Coaching Staff: Don Blackmon, Linebackers, Steve Crosby, Special Teams/Tight Ends, Bobby Grier, Offensive Backfield, Rod Humenuik, Offensive Line, Dale Lindsey, Defensive Line, Steve Nelson, Linebackers, John Polonchek, QBs/Special Asst. to Head Coach, Jimmy Raye, Offensive Coordinator/Quarterbacks, Jerry Simmons, Strength/Conditioning, Charlie Sumner, Defensive Coordinator/Secondary, Richard Wood, Receivers.

PASSING	ATT	CMP	YARDS	CMP%	YDS/ATT	TD	TD%	INT	INT%	LG	SK/YDS	RATING
Wilson	265	139	1625	52.5	6.13	6	2.3	11	4.2	36t	29/228	61.6
Hodson	156	85	968	54.5	6.21	4	2.6	5	3.2	56	20/147	68.5
Grogan	92	50	615	54.3	6.68	4	4.3	3	3.3	48	9/68	76.1
Stephens	1	0	0	0.0	0.00	0	0.0	1	100.0	0	0/0	--
Patriots	**514**	**274**	**3208**	**53.3**	**6.24**	**14**	**2.7**	**20**	**3.9**	**56**	**58/443**	**65.4**
Opps.	**374**	**218**	**3245**	**58.3**	**8.68**	**21**	**5.6**	**14**	**3.7**	**86t**	**33/224**	**89.9**

1991 FINAL OFFENSIVE STATISTICS (6-10)

Head Coach: Dick MacPherson (6-10) • Fourth in AFC-East • Home Stadium: Foxboro Stadium

DATE	W/L	SCORE	OPPONENT	ATTENDANCE
9/01	W	16-7 at	Indianapolis	49,961
9/08	L	0-20	Cleveland	35,377
9/15	L	6-20 at	Pittsburgh	53,703
9/22	W	24-20	Houston	30,702
9/29	L	10-24 at	Phoenix	26,043
10/06	L	10-20	Miami	49,749
10/20	W	26-23	Minnesota OT	45,367
10/27	L	6-9	Denver	43,994
11/03	L	17-22 at	Buffalo	78,278
11/10	L	20-30 at	Miami	56,065
11/17	L	21-28	NY Jets	30,743
11/24	W	16-13	Buffalo	47,053
12/01	L	3-20 at	Denver	67,116
12/08	W	23-17	Indianapolis OT	20,131
12/15	W	6-3 at	NY Jets	55,689
12/22	L	7-29 at	Cincinnati	46,394

Team Statistics

	PATS	OPP
TOTAL FIRST DOWNS	**259**	**312**
By Rushing	93	94
By Passing	155	199
By Penalty	11	19
Third Down: Md/Att.	72/213	95/228
Third Down: Eff.	33.8	41.7
Fourth Down: Md/Att.	6/13	4/14
Fourth Down: Eff.	46.2	28.6
POSSESSION AVG.	**29:27**	**30:33**
TOTAL NET YARDS	**4473**	**5431**
Avg. per Game	279.6	339.4
Total Offensive Plays	977	1050
Avg. per Play	4.4	5.9
NET YARDS RUSHING	**1467**	**1579**
Total Rushing Plays	433	460
Avg. per Game	91.7	98.7
NET YARDS PASSING	**3006**	**3852**
Avg. per Game	187.9	240.8
Sacked/Yards Lost	63/436	25/183
Gross Yards Passing	3442	4035
Att./Completions	481/284	565/335
Completion Pct.	59.0	59.3
Had Intercepted	22	12
PUNTS/AVERAGE	**82/39.0**	**69/42.2**
NET PUNTING AVG.	**34.6**	**36.2**
PENALTIES/YARDS	**97/667**	**83/608**
FUMBLES/BALLS LOST	**34/20**	**31/19**
TOUCHDOWNS	**22**	**31**
Rushing	9	5
Passing	11	25
Returns	2	1

Score by Periods	1	2	3	4	OT	Total
Patriots	40	55	23	84	9	211
Opponents	53	122	32	98	0	305

SCORING	TO	Ru	Pa	Rt	PAT	FG	S	TP
Staurovsky	0	0	0	0	10/11	13/19	0	49
Baumann	0	0	0	0	9/10	7/10	0	30
Russell	4	4	0	0	0	0	0	24
Cook	3	0	3	0	0	0	0	18
Fryar	3	0	3	0	0	0	0	18
Vaughn	3	2	0	1	0	0	0	18
McMurtry	2	0	2	0	0	0	0	12
Stephens	2	2	0	0	0	0	0	12
Timpson	2	0	2	0	0	0	0	12
Childress	1	0	0	1	0	0	0	6
Coates	1	0	1	0	0	0	0	6
Millen	1	1	0	0	0	0	0	6
PATRIOTS	**22**	**9**	**11**	**2**	**19/21**	**20/29**	**0**	**211**
Opponent	**31**	**5**	**25**	**1**	**30/31**	**29/42**	**1**	**305**

RUSHING	NO	YDS	AVG	LG	TD
Russell	266	959	3.6	24	4
Stephens	63	163	2.6	13	2
Vaughn	31	146	4.7	23	2
Millen	31	92	3.0	14	1
Hunter	18	53	2.9	9	0
Allen	13	50	3.8	11	0
Fryar	2	11	5.5	9	0
Adams	2	3	1.5	2	0
Chilton	1	0	0.0	0	0
Hodson	4	0	0.0	0	0
Timpson	1	-4	-4.0	-4	0
Coates	1	-6	-6.0	-6	0
Patriots	**383**	**1398**	**3.7**	**29**	**4**
Opponents	**460**	**1598**	**3.4**	**37**	**5**

RECEIVING	NO	YDS	AVG	LG	TD
Cook	82	808	9.9	49	3
Fryar	68	1,014	14.9	56t	3
McMurtry	41	614	15. 0	40	2
Timpson	25	471	18.8	60t	2
Russell	18	81	4.5	18	0
Stephens	16	119	7.4	24	0
Hunter	11	97	8.8	25	0
Coates	10	95	9.5	17	1
Vaughn	9	89	9.9	32	0
Carpenter	3	45	15.0	23	0
Allen	1	9	9.0	9	0
Patriots	**284**	**3442**	**12.1**	**60t**	**11**
Opponents	**335**	**4035**	**12.0**	**65t**	**25**

INTERCEPTIONS	NO	YDS	AVG	LG	TD
Hurst	3	21	7.0	21	0
Marion	2	33	16.5	33	0
Lippett	2	27	13.5	27	0
Henderson	2	2	1.0	2	0
Washington	2	0	0.0	0	0
Tippett	1	10	10.0	10	0
Patriots	**12**	**93**	**7.8**	**33**	**0**
Opponents	**22**	**154**	**7.0**	**27**	**0**

PUNTING	NO	YDS	AVG	NET	TB	IN20	LG	BLK
McCarthy	66	2650	40.2	35.7	3	17	93	2
Wagner	14	548	39.1	29.1	0	0	54	0
Patriots	**82**	**3198**	**39.0**	**34.6**	**3**	**17**	**93**	**2**
Opp.	**69**	**2909**	**42.2**	**36.2**	**10**	**16**	**71**	**0**

PUNT RETURNS	NO	FC	YDS	AVG	LG	TD
Henderson	27	10	201	7.4	39	0
Fryar	2	4	10	5.0	10	0
Pool	1	0	0	0.0	0	0
Zackery	1	0	0	0.0	0	0
Patriots	**31**	**14**	**211**	**6.8**	**39**	**0**
Opponents	**37**	**20**	**303**	**8.2**	**40**	**1**

KICK RETURNS	NO	YDS	AVG	LG	TD
Vaughn	34	717	21.1	99t	1
Allen	8	161	20.1	31	0
Martin	8	178	22.3	26	0
Hobby	2	0	0.0	0	0
Timpson	2	37	18.5	21	0
Coates	1	6	6.0	6	0
Rakoczy	1	9	9.0	9	0
Rembert	0	0	0.0	0	0
Patriots	**56**	**1108**	**19.8**	**99t**	**1**
Opponents	**51**	**850**	**16.7**	**49**	**0**

Sacks: Tippett 8.5, Veris 4.0, B. Williams 3.5, Brown 3.0, Agnew 2.0, Hobby 2.0, Howard 1.0, Singleton 1.0. Patriots, 25.0, Opponents, 63.0.

FIELD GOALS	1-19	20-29	30-39	40-49	50+
Staurovsky	1/1	2/3	9/12	1/3	0/0
Baumann	0/0	2/2	1/3	4/4	0/1
Patriots	**1/1**	**4/5**	**10/15**	**5/7**	**0/1**
Opp.	**2/2**	**12/14**	**7/7**	**8/17**	**0/2**

Staurovsky: (35G,39G,36G) (-) (435n, 33G,28G) (33G) (38n,39G) (37G) (38G, 36n,42G) (20G,17G,25n) (46n,36G,35n).

Baumann: (44G,37G) (39n) (51b,46G, 32n) (23G) (24G) (45G,41G) (-).

Opponents: (44wl,52wr,42wl,48b) (30G, 32G) (49G,32G) (28G,38G) (42N,47G) (47G,58n,25G) (23G,32G,47n,23G) (35G, 18G,47n,34G) (19G,47n,21G,42G) (21G, 42G,49n,44G) (-) (23G,29G) (20G, 24G) (43n,40G) (23n,23G,27n) (49G,25G).

1991 AFC Eastern Division

TEAM	W	L	T	PCT.	PF	PA
Buffalo	13	3	0	.813	458	224
NY Jets*	8	8	0	.500	314	293
Miami	8	8	0	.500	343	349
New England	**6**	**10**	**0**	**.375**	**211**	**305**
Indianapolis	1	15	0	.063	143	381

*Wild Card

AFC Championship: at Buffalo 10, Denver 7

Super Bowl XXVI: Washington 37, Buffalo 24; at Minneapolis, MN

1991 Coaching Staff: Joel Collier Asst. Running Backs/ Receivers, Joe Collier, Defensive Coordinator, Dick Coury, Offensive Coordinator, Ivan Fears, Wide Receivers, Norm Gerber, Inside Linebackers, Bobby Grier, Offensive Backfield, Rod Humenuik, Offensive Line, Stan Jones, Defensive Line, Myrel Moore, Outside Linebackers, Dante Scarnecchia, Special Teams/ TE's , Dave Uyrus, Asst. Special Teams/Defensive Line, Charlie West, Defensive Backs.

PASSING	ATT	CMP	YARDS	CMP%	YDS/ATT	TD	TD%	INT	INT%	LG	SK/YDS	RATING
Millen	409	246	3073	60.1	7.51	9	2.2	18	4.4	60t	54/379	72.5
Hodson	68	36	345	52.9	5.07	1	1.5	4	5.9	32	9/57	47.7
Vaughn	2	1	13	50.0	6.50	1	50.0	0	0.0	13t	0/0	237.5
Fryar	1	0	0	0.0	0.00	0	0	0	0	0	0/0	--
McCarthy	1	1	11	100.0	11.0	0	0.0	0	0.0	11	0/0	131.3
Patriots	**481**	**284**	**3442**	**59.0**	**7.16**	**11**	**2.3**	**22**	**4.6**	**60t**	**63/436**	**69.7**
Opps.	**565**	**335**	**4035**	**59.3**	**7.14**	**25**	**4.4**	**12**	**2.1**	**65t**	**25/183**	**87.1**

1992 FINAL OFFENSIVE STATISTICS (2-14)

Head Coach: Dick MacPherson (2-14) • Fifth in AFC-East • Home Stadium: Foxboro Stadium

DATE	W/L	SCORE	OPPONENT	ATTENDANCE
9/06		BYE		
9/13	L	0-14	at LA Rams	40,402
9/20	L	6-10	Seattle	42,327
9/27	L	7-41	Buffalo	52,527
10/4	L	21-30	at NY Jets	60,108
10/11	L	12-24	San Francisco	54,126
10/18	L	17-38	at Miami	57,282
10/25	L	17-19	Cleveland	32,219
11/01	L	7-16	at Buffalo	78,268
11/08	L	14-31	New Orleans	45,413
11/15	W	37-34	at Indianapolis OT	42,631
11/22	W	24-3	NY Jets	27,642
11/29	L	0-34	at Atlanta	54,494
12/06	L	0-6	Indianapolis	19,429
12/13	L	20-27	at Kansas City	52,208
12/20	L	10-20	at Cincinnati	45,355
12/27	L	13-16	Miami OT	34,726

Team Statistics

	PATS	OPP
TOTAL FIRST DOWNS	**215**	**292**
By Rushing	71	112
By Passing	130	149
By Penalty	14	31
Third Down: Md/Att.	72/223	77/214
Third Down: Eff.	32.3	36.0
Fourth Down: Md/Att.	8/19	6/15
Fourth Down: Eff.	42.1	40.0
POSSESSION AVG.	**28:28**	**31:32**
TOTAL NET YARDS	**3584**	**5048**
Avg. per Game	224.0	315.5
Total Offensive Plays	928	1000
Avg. per Play	3.9	5.0
NET YARDS RUSHING	**1550**	**1951**
Total Rushing Plays	419	521
Avg. per Game	96.6	121.9
NET YARDS PASSING	**2034**	**3097**
Avg. per Game	127.1	193.6
Sacked/Yards Lost	65/458	20/114
Gross Yards Passing	2492	3211
Att./Completions	444/244	459/258
Completion Pct.	55.0	56.2
Had Intercepted	19	14
PUNTS/AVERAGE	**103/40.9**	**75/40.6**
NET PUNTING AVG.	**35.4**	**35.3**
PENALTIES/YARDS	**111/1051**	**90/673**
FUMBLES/BALLS LOST	**43/26**	**30/15**
TOUCHDOWNS	**25**	**40**
Rushing	6	15
Passing	13	22
Returns	6	3

Score by Periods	1	2	3	4	OT	Total
Patriots	61	51	32	58	3	205
Opponents	84	80	88	108	3	363

SCORING	TD	Ru	Pa	Rt	PAT	FG	S	TP
Baumann	0	0	0	0	22/24	11/17	0	55
Fryar	4	0	4	0	0	0	0	24
Coates	3	0	3	0	0	0	0	18
Brown	2	0	0	2	0	0	0	12
Cook	2	0	2	0	0	0	0	12
Russell	2	2	0	0	0	0	0	12
Stephens	2	2	0	0	0	0	0	12
Turner	2	0	2	0	0	0	0	12
Vaughn	2	1	0	1	0	0	0	12
Gash	1	1	0	0	0	0	0	6
Goad	1	0	0	1	0	0	0	6
McMurtry	1	0	1	0	0	0	0	6
Pool	1	0	0	1	0	0	0	6
Singleton	1	0	0	1	0	0	0	6
Timpson	1	0	1	0	0	0	0	6
PATRIOTS	**25**	**6**	**13**	**6**	**22/25**	**11/17**	**0**	**205**
Opponent	**40**	**15**	**22**	**3**	**40/40**	**27/41**	**1**	**363**

RUSHING	NO	YDS	AVG	LG	TD
Vaughn	113	451	4.0	36	1
Russell	123	390	3.2	23	2
Stephens	75	277	3.7	19	2
Lockwood	35	162	4.6	23	0
Millen	17	108	6.4	26	0
Zolak	18	71	3.9	19	0
Turner	10	40	4.0	11	0
Carlson	11	32	2.9	7	0
Hodson	5	11	2.2	5	0
Gash	5	7	1.4	4	1
Fryar	1	6	6.0	6	0
McMurtry	2	3	1.5	2	0
Coates	1	2	2.0	2	0
McCarthy	3	-10	-3.3	0	0
Patriots	**419**	**1550**	**3.7**	**36**	**6**
Opponents	**521**	**1951**	**3.7**	**53**	**15**

RECEIVING	NO	YDS	AVG	LG	TD
Fryar	55	791	14.4	54t	4
Cook	52	413	7.9	27	2
McMurtry	35	424	12.1	65t	1
Timpson	26	315	12.1	25	1
Stephens	21	161	7.7	32	0
Coates	20	171	8.6	22t	3
Vaughn	13	84	6.5	28	0
Russell	11	24	2.2	12	0
Turner	7	52	7.4	19t	2
Stanley	3	63	21.0	36	0
Hodson	1	-6	-6.0	-6	0
Patriots	**244**	**2492**	**10.2**	**65t**	**13**
Opponents	**258**	**3211**	**12.4**	**56**	**22**

INTERCEPTIONS	NO	YDS	AVG	LG	TD
Henderson	3	43	14.3	34	0
Hurst	3	29	9.7	27	0
Pool	2	54	27.0	41t	1
Robbins	2	27	13.5	20	0
Singleton	1	82	82.0	82t	1
Brown	1	49	49.0	49t	1
Howard	1	1	1.0	1	0
Smith	1	0	0.0	0	0
Patriots	**14**	**285**	**20.4**	**82t**	**3**
Opponents	**19**	**232**	**12.2**	**47**	**0**

PUNTING	NO	YDS	AVG	NET	TB	IN20	LG	BLK
McCarthy	103	4212	40.9	35.4	4	18	61	0
Patriots	**103**	**4212**	**40.9**	**35.4**	**4**	**18**	**61**	**0**
Opp.	**75**	**3045**	**40.6**	**35.3**	**6**	**27**	**59**	**0**

PUNT RETURNS	NO	FC	YDS	AVG	LG	TD
Stanley	28	17	227	8.1	50	0
Timpson	8	2	47	5.9	14	0
Lambert	1	0	0	0.0	0	0
Fryar	0	1	0	0.0	0	0
Patriots	**37**	**20**	**274**	**7.4**	**50**	**0**
Opponents	**59**	**21**	**484**	**8.2**	**53t**	**1**

KICK RETURNS	NO	YDS	AVG	LG	TD
Stanley	29	529	18.2	40	0
Vaughn	20	564	28.2	100t	1
Lockwood	11	233	21.2	36	0
Timpson	2	28	14.0	28	0
Hobby	1	11	11.0	11	0
Turner	1	11	11.0	11	0
Patriots	**64**	**1376**	**21.5**	**100t**	**1**
Opponents	**45**	**749**	**16.6**	**39**	**0**

Sacks: Tippett 7.0, B. Williams 4.0, Goad 2.5, Agnew 1.0, Edwards 1.0, Howard 1.0, Lambert 1.0, Rembert 1.0, Sabb 1.0, Brown 0.5. Patriots 20.0, Opponents 65.0.

FIELD GOALS	1-19	20-29	30-39	40-49	50+
Baumann	2/2	4/4	3/7	2/4	0/0
Patriots	**2/2**	**4/4**	**3/7**	**2/4**	**0/0**
Opp.	**0/0**	**9/10**	**11/16**	**6/12**	**1/3**

Baumann: (38n) (-) (-) (39n) (24G,44G) (19G,44b) (30G) (-) (-) (36G,44G,18G) (32G) (48n) (37n) (38n) (27G) (25G, 29G).

Opponents: (47n,39n,25n) (25G,33n) (42G,30G) (37G,40G,47G) (51n,36G) (34G) (29G,28G,21G,54n,44n,31n,32G) (-) (46G) (35n,42n,48G,33G) (27G) (43n, 26G,54G) (31n,30G,48G) (30G, 26G) (47n,42n,21G,39G) (38G,23G,35G).

1992 AFC Eastern Division

TEAM	W	L	T	PCT.	PF	PA
Miami	11	5	0	.688	340	281
Buffalo*	11	5	0	.688	381	283
Indianapolis	9	7	0	.563	216	302
NY Jets	4	12	0	.250	220	315
Patriots	**2**	**14**	**0**	**.125**	**205**	**363**

*Wild Card

AFC Championship: Buffalo 29, at Miami 10

Super Bowl XXVII: Dallas 52, Buffalo 17; Pasadena, CA

1992 Coaching Staff: Joel Collier, Asst. Running Backs/ Receivers, Joe Collier, Defensive Coordinator, Dick Coury, Offensive Coordinator, Ivan Fears, Wide Receivers, Norm Gerber, Inside Linebackers, Bobby Grier, Offensive Backfield, Rod Humenuik, Offensive Line, Stan Jones, Defensive Line, Myrel Moore, Outside Linebackers, Dante Scarnecchia, Special Teams/TE's , Dave Uyrus, Asst. Special Teams/Defensive Line, Charlie West, Defensive Backs.

PASSING	ATT	CMP	YARDS	CMP%	YDS/ATT	TD	TD%	INT	INT%	LG	SK/YDS	RATING
Millen	203	124	1203	61.1	5.93	8	3.9	10	4.9	39	33/204	70.3
Zolak	100	52	561	52.0	5.61	2	2.0	4	4.0	65t	17/137	58.8
Hodson	91	50	496	54.9	5.45	2	2.2	2	2.2	54t	12/96	68.8
Carlson	49	18	232	36.7	4.73	1	2.0	3	6.1	40	3/21	33.7
McMurtry	1	0	0	0.0	0.00	0	0.0	0	0.0	0	0/0	--
Patriots	**444**	**244**	**2492**	**55.0**	**5.61**	**13**	**2.9**	**19**	**4.3**	**65t**	**65/458**	**63.2**
Opps.	**459**	**258**	**3211**	**56.2**	**7.00**	**22**	**4.8**	**14**	**3.1**	**56**	**20/114**	**81.3**

1993 FINAL OFFENSIVE STATISTICS (5-11)

Head Coach: Bill Parcells (5-11) • Fourth in AFC-East • Home Stadium: Foxboro Stadium

DATE	W/L	SCORE	OPPONENT	ATTENDANCE
9/05	L	14-38 at	Buffalo	79,751
9/12	L	16-19	Detroit OT	54,151
9/19	L	14-17	Seattle	50,392
9/26	L	7-45 at	NY Jets	64,836
10/03			BYE	
10/10	W	23-21 at	Phoenix	36,115
10/17	L	14-28	Houston	51,037
10/24	L	9-10 at	Seattle	56,526
10/31	L	6-9 at	Indianapolis	46,522
11/07	L	10-13	Buffalo OT	54,326
11/21	L	13-17 at	Miami	59,982
11/28	L	0-6	NY Jets	42,810
12/05	L	14-17 at	Pittsburgh	51,358
12/12	W	7-2	Cincinnati	29,794
12/19	W	20-17 at	Cleveland	48,618
12/26	W	38-0	Indianapolis	26,571
1/02/94	W	33-27	Miami OT	53,883

Team Statistics

	PATS	OPP
TOTAL FIRST DOWNS	**315**	**269**
By Rushing	116	97
By Passing	169	161
By Penalty	30	11
Third Down: Md/Att.	92/237	96/231
Third Down: Eff.	38.8	41.6
Fourth Down: Md/Att.	13/27	5/13
Fourth Down: Eff.	48.1	38.5
POSSESSION AVG.	**29:43**	**30:17**
TOTAL NET YARDS	**5065**	**4796**
Avg. per Game	316.6	299.8
Total Offensive Plays	1091	1013
Avg. per Play	4.6	4.7
NET YARDS RUSHING	**1780**	**1951**
Total Rushing Plays	502	505
Avg. per Game	111.3	121.9
NET YARDS PASSING	**3285**	**2845**
Avg. per Game	205.3	177.8
Sacked/Yards Lost	23/127	34/242
Gross Yards Passing	3412	3087
Att./Completions	566/289	474/280
Completion Pct.	51.1	59.1
Had Intercepted	24	13
PUNTS/AVERAGE	**76/40.7**	**90/41.2**
NET PUNTING AVG.	**34.8**	**34.7**
PENALTIES/YARDS	**65/468**	**111/803**
FUMBLES/BALLS LOST	**30/10**	**20/9**
TOUCHDOWNS	**26**	**32**
Rushing	9	9
Passing	17	20
Returns	0	3

Score by Periods	1	2	3	4	OT	Total
Patriots	33	60	54	85	6	238
Opponents	41	103	26	110	6	286

SCORING	TD	Ru	Pa	Rt	PAT	FG	S	TP
Sisson	0	0	0	0	15/15	14/26	0	57
Coates	8	0	8	0	0	0	0	48
Russell	7	7	0	0	0	0	0	42
Bahr	0	0	0	0	10/10	5/5	0	25
Brisby	2	0	2	0	0	0	0	12
Timpson	2	0	2	0	0	0	0	12
Turner	2	0	2	0	0	0	0	12
Cook	1	0	1	0	0	0	0	6
Crittenden	1	0	1	0	0	0	0	6
Croom	1	1	0	0	0	0	0	6
Gash	1	1	0	0	0	0	0	6
McMurtry	1	0	1	0	0	0	0	6
Patriots	**26**	**9**	**17**	**0**	**25/25**	**19/31**	**0**	**238**
Opponent	**32**	**9**	**20**	**3**	**32/32**	**20/24**	**1**	**286**

RUSHING	NO	YDS	AVG	LG	TD
Russell	300	1088	3.6	21	7
Turner	50	231	4.6	49	0
Croom	60	198	3.3	22	1
Gash	48	149	3.1	14	1
Bledsoe	32	82	2.6	15	0
Secules	8	33	4.1	13	0
Saxon	2	2	1.0	2	0
Zolak	1	0	0.0	0	0
Crittenden	1	-3	-3.0	-3	0
Patriots	**502**	**1780**	**3.5**	**49**	**9**
Opponents	**505**	**1951**	**3.9**	**57**	**9**

RECEIVING	NO	YDS	AVG	LG	TD
Coates	53	659	12.4	54t	8
Brisby	45	626	13.9	39	2
Timpson	42	654	15.6	48	2
Turner	39	333	8.5	26	2
Russell	26	245	9.4	69	0
McMurtry	22	241	11.0	20	1
Cook	22	154	7.0	17	1
Crittenden	16	293	18.3	44	1
Gash	14	93	6.6	15	0
Croom	8	92	11.5	21	0
T. Brown	2	22	11.0	14	0
Patriots	**289**	**3412**	**11.8**	**82**	**17**
Opponents	**280**	**3087**	**11.0**	**56**	**20**

INTERCEPTIONS	NO	YDS	AVG	LG	TD
Hurst	4	53	13.3	24	0
Wren	3	-7	-2.3	2	0
Barnett	1	40	40.0	40	0
V. Brown	1	24	24.0	24	0
Collins	1	8	8.0	8	0
Thompson	1	4	4.0	4	0
Lambert	1	0	0.0	0	0
Ray	1	0	0.0	0	0
Patriots	**13**	**122**	**9.4**	**40**	**0**
Opponents	**24**	**201**	**8.4**	**34**	**1**

PUNTING	NO	YDS	AVG	NET	TB	IN20	LG	BLK
Saxon	73	3096	42.4	34.8	7	25	59	3
Patriots	**76**	**3096**	**40.7**	**34.8**	**7**	**25**	**59**	**3**
Opp.	**90**	**3709**	**41.2**	**34.7**	**6**	**19**	**58**	**0**

PUNT RETURNS	NO	FC	YDS	AVG	LG	TD
T. Brown	25	9	224	9.0	19	0
Harris	23	4	201	8.7	21	0
Crittenden	2	1	37	18.5	30	0
Smith	1	0	0	0.0	0	0
Patriots	**51**	**14**	**462**	**9.1**	**30**	**0**
Opponents	**34**	**6**	**313**	**9.2**	**47t**	**1**

KICK RETURNS	NO	YDS	AVG	LG	TD
Crittenden	23	478	20.8	44	0
T. Brown	15	243	16.2	29	0
Harris	6	90	15.0	19	0
Sabb	2	0	0.0	0	0
Cook	1	8	8.0	8	0
Coates	0	0	0.0	0	0
Patriots	**47**	**819**	**17.4**	**44**	**0**
Opponents	**44**	**921**	**20.9**	**42**	**0**

Sacks: Slade 9.0, Tippett 8.5, A. Jones 3.5, Pitts 3.0, Sabb 2.0, Williams 2.0, Agnew 1.5, Brown 1.0, Collins 1.0, Hurst 1.0, Thompson 1.0, Goad 0.5. Patriots, 34.0, Opponents, 23.0.

FIELD GOALS	1-19	20-29	30-39	40-49	50+
Sisson	1/1	8/13	3/4	2/6	0/2
Bahr	1/1	1/1	3/3	0/0	0/0
Patriots	**2/2**	**9/14**	**6/7**	**2/6**	**0/2**
Opp.	**0/0**	**12/12**	**7/7**	**1/2**	**0/3**

Sisson: (-) (26G,21G,32G,28wr) (54s) (-) (37wl,29G,23G,31G) (42b) (48s,41wr, 36G,25G,19G) (40G,45wl,26G) (28wr, 27G) (28G,26wl,40G) (54wl,28b) (-) (27wr).

Bahr: (23G,34G) (19G) (31G,37G).

Opponents: (28G) (52wr,22G,26G,23G, 38G) (52wl,24G) (53wl,42G) (-) (-) (30G) (27G,38G,37G) (40wl,27G,32G) (23G) (33G,23G) (35G) (-) (23G) (-) (29G,24G).

1993 AFC Eastern Division

TEAM	W	L	T	PCT.	PF	PA
Buffalo	12	4	0	.750	329	242
Miami	9	7	0	.563	349	351
NY Jets	8	8	0	.500	270	247
Patriots	**5**	**11**	**0**	**.313**	**238**	**286**
Indianapolis	4	12	0	.250	189	378

AFC Championship: at Buffalo 30, Kansas City 13

Super Bowl XXVIII: Dallas 30, Buffalo 13; at Atlanta, GA

1993 Coaching Staff: Dave Atkins, Offensive Backs, Romeo Crennel, Defensive Line, Al Groh, Defensive Coordinator/Linebackers, Fred Hoaglin, Offensive Line, Chris Palmer, Wide Receivers, Johnny Parker, Strength/ Conditioning, Ray Perkins, Offensive Coordinator, Dante Scarnecchia, Special Assistant, Mike Sweatman, Special Teams, Bob Trott, Defensive Backs, Charlie Weis, Tight Ends.

PASSING	ATT	CMP	YARDS	CMP%	YDS/ATT	TD	TD%	INT	INT%	LG	SK/YDS	RATING
Bledsoe	429	214	2494	49.9	5.81	15	3.5	15	3.5	54t	16/99	65.0
Secules	134	75	918	56.0	6.85	2	1.5	9	6.7	82	7/28	54.3
Zolak	2	0	0	0.0	0.00	0	0.0	0	0.0	0	0/0	39.6
Turner	1	0	0	0.0	0.00	0	0.0	0	0.0	0	0/0	39.6
Patriots	**566**	**289**	**3412**	**51.1**	**6.03**	**17**	**3.0**	**24**	**4.2**	**82**	**23/127**	**62.1**
Opps.	**474**	**280**	**3087**	**59.1**	**6.51**	**20**	**4.2**	**13**	**2.7**	**56**	**34/242**	**81.1**

1994 FINAL OFFENSIVE STATISTICS (10-6)

Head Coach: Bill Parcells (10-6) • Second in AFC-East • Home Stadium: Foxboro Stadium

DATE	W/L	SCORE	OPPONENT	ATTENDANCE
9/04	L	35-39 at	Miami	69,613
9/11	L	35-38	Buffalo	60,274
9/18	W	31-28 at	Cincinnati	46,640
9/25	W	23-17 at	Detroit	59,618
10/02	W	17-16	Green Bay	57,522
10/09	L	17-21	LA Raiders	59,889
10/16	L	17-24 at	NY Jets	71,123
10/30	L	3-23	Maimi	59,167
11/06	L	6-13 at	Cleveland	73,878
11/13	W	26-20	Minnesota OT	58,382
11/20	W	23-17	San Diego	59,690
11/27	W	12-10 at	Indianapolis	43,839
12/04	W	24-13	NY Jets	60,138
12/11	W	28-13	Indianapolis	57,656
12/18	W	41-17 at	Buffalo	56,784
12/24	W	13-3 at	Chicago	60,178
AFC PLAYOFFS				
1/1/95	L	13-20 at	Cleveland	77,452

Team Statistics

	PATS	OPP
TOTAL FIRST DOWNS	**348**	**280**
By Rushing	83	86
By Passing	243	173
By Penalty	22	21
Third Down: Md/Att.	106/257	72/215
Third Down: Eff.	41.2	33.5
Fourth Down: Md/Att.	18/35	6/16
Fourth Down: Eff.	51.4	37.5
POSSESSION AVG.	**32:08**	**27:52**
TOTAL NET YARDS	**5776**	**5207**
Avg. per Game	361.0	325.4
Total Offensive Plays	1199	1006
Avg. per Play	4.8	5.2
NET YARDS RUSHING	**1332**	**1760**
Total Rushing Plays	478	422
Avg. per Game	83.3	110.0
NET YARDS PASSING	**4444**	**3447**
Avg. per Game	277.8	215.4
Sacked/Yards Lost	22/139	39/290
Gross Yards Passing	4583	3737
Att./Completions	699/405	545/298
Completion Pct.	57.9	54.7
Had Intercepted	27	22
PUNTS/AVERAGE	**69/41.2**	**83/40.2**
NET PUNTING AVG.	**35.7**	**34.6**
PENALTIES/YARDS	**78/597**	**111/795**
FUMBLES/BALLS LOST	**28/11**	**34/18**
TOUCHDOWNS	**39**	**36**
Rushing	12	11
Passing	25	21
Returns	2	4

Score by Periods	1	2	3	4	OT	Total
Patriots	**46**	**95**	**94**	**110**	**6**	**351**
Opponents	**53**	**133**	**56**	**70**	**-**	**312**

SCORING	TD	Ru	Pa	Rt	PAT	FG	S	TP
Bahr	0	0	0	0	36/36	27/34	0	117
Butts	8	8	0	0	0	0	0	48
Coates	7	0	7	0	0	0	0	42
Thompson	7	2	5	0	0	0	0	42
Brisby	5	0	5	0	0	0	0	30
Crittenden	3	0	3	0	0	0	0	18
Timpson	3	0	3	0	0	0	0	18
Turner	3	1	2	0	0	0	0	18
Reynolds	2	0	0	2	0	0	0	12
Thomas	1	1	0	0	0	0	0	6
O'Neill	0	0	0	0	0	0/1	0	0
PATRIOTS	**39**	**12**	**25**	**2**	**36/36**	**27/35**	**0**	**351**
Opponent	**36**	**11**	**21**	**4**	**32/33**	**20/25**	**0**	**312**

2-Pt. Conversions: Patriots 0-2, Opp. 2-3.

RUSHING	NO	YDS	AVG	LG	TD
Butts	243	703	2.9	26	8
Thompson	102	312	3.1	13	2
Turner	36	111	3.1	13	1
Gash	30	86	2.9	10	0
Thomas	19	67	3.5	13	1
Bledsoe	44	40	0.9	7	0
Timpson	2	14	7.0	10	0
Coates	1	0	0.0	0	0
Zolak	1	-1	-1.0	-1	0
Patriots	**478**	**1332**	**2.8**	**26**	**12**
Opponents	**422**	**1760**	**4.2**	**52**	**11**

RECEIVING	NO	YDS	AVG	LG	TD
Coates	96	1174	12.2	62t	7
Timpson	74	941	12.7	37	3
Thompson	65	465	7.2	27t	5
Brisby	58	904	15.6	43	5
Turner	52	471	9.1	32	2
Crittenden	28	379	13.5	32	3
Burke	9	86	9.6	17	0
Gash	9	61	6.8	19	0
Butts	9	54	6.0	15	0
Hawkins	2	22	11.0	14	0
Thomas	2	15	7.5	9	0
Harris	1	11	11.0	11	0
Patriots	**405**	**4583**	**11.3**	**62t**	**25**
Opponents	**298**	**3737**	**12.5**	**65t**	**21**

INTERCEPTIONS	NO	YDS	AVG	LG	TD
Hurst	7	68	9.7	24	0
H. Barnett	3	51	17.0	24	0
V. Brown	3	22	7.3	12	0
Guyton	2	18	9.0	15	0
Smith	2	10	5.0	10	0
Sabb	2	6	3.0	5	0
Whigham	1	21	21.0	21	0
Reynolds	1	11	11.0	11	0
Ray	1	2	2.0	2	0
Patriots	**22**	**209**	**9.5**	**24**	**1**
Opponents	**27**	**252**	**9.3**	**90t**	**2**

PUNTING	NO	YDS	AVG	NET	TB	IN20	LG	BLK
O'Neill	69	2841	41.2	35.7	6	25	67	0
Patriots	**69**	**2841**	**41.2**	**35.7**	**6**	**25**	**67**	**0**
Opp.	**83**	**3333**	**40.2**	**34.6**	**4**	**21**	**53**	**0**

PUNT RETURNS	NO	FC	YDS	AVG	LG	TD
T. Brown	24	10	202	8.4	38	0
Crittenden	19	6	155	8.2	26	0
Harris	3	0	26	8.7	12	0
Patriots	**46**	**16**	**383**	**8.3**	**38**	**0**
Opponents	**34**	**9**	**260**	**7.6**	**30**	**0**

KICK RETURNS	NO	YDS	AVG	LG	TD
Crittenden	24	460	19.2	36	0
Thompson	18	376	20.9	30	0
Croom	10	172	17.2	24	0
Burke	3	11	3.7	6	0
Thomas	3	40	13.3	16	0
T. Brown	1	14	14.0	14	0
DeOssie	1	14	14.0	14	0
Gash	1	9	9.0	9	0
Guyton	1	-1	-1.0	-1	0
Timpson	1	28	28.0	28	0
Patriots	**63**	**1123**	**17.8**	**36**	**0**
Opponents	**63**	**1375**	**21.8**	**80t**	**1**

Sacks: Slade 9.5, M. Jones 6.0, McGinest 4.5, A. Jones 4.0, Sabb, 3.5, Goad 3.0, Hurst 2.0, Reynolds 2.0, V. Brown 1.5, T. Barnett 1.0, Pitts 1.0, Agnew 0.5, Smith 0.5. Patriots 39.0, Opponents 22.0.

FIELD GOALS	1-19	20-29	30-39	40-49	50+
Bahr	0/0	14/14	9/12	4/8	0/0
O'Neill	0/0	0/0	0/0	0/1	0/0
Patriots	**0/0**	**14/14**	**9/12**	**4/9**	**0/0**
Opp.	**0/0**	**5/5**	**5/8**	**8/10**	**2/2**

Bahr: (-) (-) (43G, 24G,28G, 35G) (20G,28G,21G) (48s, 32wl,33G) (24G) (40G) (48G)(20G,39G) (38G,39wl, 23G)(44wr,39G,48wl,38G,23G) (22G, 37G,25G,42G) (33G) (36wl) (33G,20G) (29G,22G,46wl).

O'Neill: (-) (-) (-) (-) (-) (-) (47s) (-) (-) (-) (-) (-) (-) (-) (-).

Opponents: (42G) (32G) (-) (27G) (27G) (-) (32wl,37G) (44G,50G,48G) (33G,41G) (40G,33G) (48s,34G) (42wr,50G) (46G, 26G) (27G,47G) (24G) (44G,38B,36wl).

1994 AFC Eastern Division

TEAM	W	L	T	PCT.	PF	PA
Miami	10	6	0	.625	389	327
Patriots*	**10**	**6**	**0**	**.625**	**351**	**312**
Indianapolis	8	8	0	.500	307	320
Buffalo	7	9	0	.438	340	356
NY Jets	6	10	0	.375	264	320

*Wild Card

AFC Championship: San Diego 17, at Pittsburgh 13

Super Bowl XXIX: San Francisco 49, San Diego 26; Miami, Fla.

1994 Coaching Staff: Maurice Carthon, Offensive Assistant, Romeo Crennel, Defensive Line, Al Groh, Defensive Coordinator/ Linebackers, Fred Hoaglin, Offensive Line, Chris Palmer, Wide Receivers, Johnny Parker, Strength/ Conditioning, Ray Perkins, Offensive Coordinator, Mike Pope, Running Backs, Dante Scarnecchia, Special Assistant, Mike Sweatman, Special Teams, Bob Trott, Defensive Backs, Charlie Weis, Tight Ends.

PASSING	ATT	CMP	YARDS	CMP%	YDS/ATT	TD	TD%	INT	INT%	LG	SK/YDS	RATING
Bledsoe	691	400	4555	57.9	6.59	25	3.6	27	3.9	62t	22/139	73.6
Zolak	8	5	28	62.5	3.50	0	0.0	0	0.0	13	0/0	68.8
Patriots	**699**	**405**	**4583**	**57.9**	**6.56**	**25**	**3.6**	**27**	**3.9**	**62t**	**22/139**	**73.5**
Opps.	**545**	**298**	**3737**	**54.7**	**6.86**	**21**	**3.9**	**22**	**4.0**	**65t**	**39/290**	**72.2**

1995 FINAL OFFENSIVE STATISTICS (6-10)

Head Coach: Bill Parcells (6-10) • Fourth in AFC-East • Home Stadium: Foxboro Stadium

DATE	W/L	SCORE	OPPONENT	ATTENDANCE
9/3	W	17-14	Cleveland	60,126
9/10	L	3-20	Miami	60,239
9/17	L	3-28	at San Francisco	66,179
			Open Date	
10/1	L	17-30	at Atlanta	47,114
10/8	L	3-37	Denver	60,074
10/15	L	26-31	at Kansas City	77,992
10/23	W	27-14	Buffalo	60,203
10/29	L	17-20	Carolina OT	60,064
11/5	W	20-7	at NY Jets	61,462
11/12	W	34-17	at Miami	70,339
11/19	L	10-24	Indianapolis	59,544
11/26	W	35-25	at Buffalo	69,384
12/3	L	17-31	New Orleans	59,876
12/10	W	31-28	NY Jets	46,617
12/16	L	27-41	at Pittsburgh	57,158
12/23	L	7-10	at Indianapolis	54,685

Team Statistics

	PATS	OPP
TOTAL FIRST DOWNS	**335**	**308**
Rushing	106	106
Passing	207	181
Penalty	22	21
3rd Down: Made/Att.	99/260	80/215
3rd Down %	38.1	37.2
4th Down: Made/Att.	17/39	7/13
4th Down %	43.6	53.8
POSSESSION AVG.	**29:33**	**30:27**
TOTAL NET YARDS	**5,457**	**5,764**
Avg. Per Game	341.1	360.3
Total Plays	1,187	1,034
Avg. Per Play	4.6	5.6
NET YARDS RUSHING	**1,866**	**1,878**
Avg. Per Game	116.6	117.4
Total Rushes	474	448
NET YARDS PASSING	**3,591**	**3,886**
Avg. Per Game	224.4	242.9
Sacked/Yds Lost	27/198	37/221
Gross Yards	3,789	4,107
Att./Completions	686/351	549/342
Completion Pct.	51.2	62.3
Had Intercepted	16	15
PUNTS/ AVERAGE	**79/39.2**	**86/38.8**
NET PUNTING AVG.	**79/32.9**	**86/32.0**
PENALTIES/YARDS	**84/676**	**104/816**
FUMBLES/BALLS LOST	**32/20**	**24/14**
TOUCHDOWNS	**32**	**44**
Rushing	16	12
Passing	14	29
Returns	2	3

Score by Periods	1	2	3	4	OT	Total
PATRIOTS	**49**	**84**	**59**	**102**	**-**	**294**
Opponents	**60**	**143**	**72**	**99**	**3**	**377**

SCORING	TD	Ru	Pa	Rt	PAT	FG	S	TP
Bahr	0	0	0	0	27/27	23/33	0	96
Martin	15	14	1	0	0/0	0/0	0	92
Coates	6	0	6	0	0/0	0/0	0	36
Brisby	3	0	3	0	0/0	0/0	0	18
Meggett	2	2	0	0	0/0	0/0	0	16
Graham	2	0	2	0	0/0	0/0	0	12
Brown, T.	1	0	0	1	0/0	0/0	0	6
Gash	1	0	1	0	0/0	0/0	0	6
Moore, W.	1	0	1	0	0/0	0/0	0	6
Slade	1	0	0	1	0/0	0/0	0	6
PATRIOTS	**32**	**16**	**14**	**2**	**27/27**	**23/33**	**0**	**294**
Opponent	**44**	**12**	**29**	**3**	**40/41**	**23/32**	**0**	**377**

2-Pt. Conversions: Meggett 2, Martin. Patriots 3-5, Opp. 2-3.

RUSHING	NO	YDS	AVG	LG	TD
Martin	368	1,487	4.0	49	14
Meggett	60	250	4.2	25	2
Croom	13	54	4.2	12	0
Bledsoe	20	28	1.4	15	0
Gash	8	24	3.0	9	0
Zolak	4	19	4.8	12	0
Lee	1	4	4.0	4	0
Patriots	**474**	**1,866**	**3.9**	**49**	**16**
Opponents	**448**	**1,878**	**4.2**	**66t**	**12**

RECEIVING	NO	YDS	AVG	LG	TD
Coates	84	915	10.9	35	6
Brisby	66	974	14.8	72	3
Meggett	52	334	6.4	19	0
Moore, W.	43	502	11.7	33	1
Martin	30	261	8.7	27	1
Gash	26	242	9.3	30	1
Burke	15	136	9.1	21	0
Brown, T.	14	159	11.4	31	0
Graham	10	156	15.6	37t	2
Lee	8	107	13.4	33	0
Croom	1	8	8.0	8	0
Grant	1	4	4.0	4	0
Bledsoe	1	-9	-9.0	-9	0
Patriots	**351**	**3,789**	**10.8**	**72**	**14**
Opponents	**342**	**4,107**	**12.0**	**70t**	**29**

INTERCEPTIONS	NO	YDS	AVG	LG	TD
Brown, V.	4	1	0.3	1	0
Guyton	3	68	22.7	45	0
Law	3	47	15.7	38	0
Reynolds	3	6	2.0	4	0
Ray	1	21	21.0	21	0
Hurst	1	0	0.0	0	0
Patriots	**15**	**143**	**9.5**	**45**	**0**
Opponents	**16**	**161**	**10.1**	**69t**	**1**

PUNTING	NO	YDS	AVG	NET	TB	IN20	LG	BLK
O'Neill	41	1514	36.9	31.2	3	14	57	0
Wagner	37	1557	42.1	35.4	4	13	57	0
Bahr	1	29	29.0	9.0	1	0	29	0
Patriots	**79**	**3100**	**39.2**	**32.9**	**8**	**27**	**57**	**0**
Opp.	**86**	**3339**	**38.8**	**32.0**	**10**	**21**	**64**	**0**

PUNT RETURNS	NO	FC	YDS	AVG	LG	TD
Meggett	45	17	383	8.5	23	0
Patriots	**45**	**17**	**383**	**8.5**	**23**	**0**
Opponents	**40**	**11**	**342**	**8.6**	**42**	**0**

KICK RETURNS	NO	YDS	AVG	LG	TD
Meggett	38	964	25.4	62	0
Brown, T.	31	672	21.7	38	0
Gisler	2	19	9.5	11	0
Lee	1	14	14.0	14	0
Frisch	1	8	8.0	8	0
Burke	1	7	7.0	7	0
Grant	1	7	7.0	7	0
Patriots	**75**	**1,691**	**22.5**	**62**	**0**
Opponents	**67**	**1,405**	**21.0**	**58**	**0**

Sacks: McGinest 11.0, V. Brown 4.0, Collons 4.0, Slade 4.0, M. Jones 3.0, Reynolds 2.5, Barnett 2.0, Lewis 1.5, White 1.5, A. Jones 1.0, Law 1.0, T. Roberts 1.0, Johnson 0.5. Patriots 37.0, Opponents 27.0

FIELD GOALS	1-19	20-29	30-39	40-49	50+
Bahr	1/2	12/12	3/7	5/7	2/5
Patriots	**1/2**	**12/12**	**3/7**	**5/7**	**2/5**
Opp.	**1/1**	**7/8**	**11/15**	**1/4**	**3/4**

Bahr: (21G, 21G, 28G), (29G), (34WR, 43G), (27G), (51G), (29G, 20G), (39G, 42B, 24G), (19S), (41G, 29G), (19S, 55G, 47G),(41G), (29G, 43G), (39G, 43WL), (31WR, 35WL, 30WL, 31G), (23G, 22G), (54s, 55s, 50s).

Opponents: (-), (22G, 54B, 19G), (-), (34G, 54G, 31G, 32G, 33G), (37G, 31G, 51G), (27G), (23G, 23G, 47WL), (38WR, 27G, 39WR, 29G), (-), (29WL, 36G), (36G), (51G, 48G), (24G), (33WR), (43WL, 32G, 32G), (44WL, 35WR, 30G).

1995 AFC Eastern Division

TEAM	W	L	T	PCT.	PF	PA
Buffalo	10	6	0	.625	350	335
Indianapolis*	9	7	0	.563	331	316
Miami*	9	7	0	.563	398	332
Patriots	**6**	**10**	**0**	**.375**	**294**	**377**
NY Jets	3	13	0	.188	233	384

*Wild Card

AFC Championship: at Pittsburgh 20, Indianapolis 16

Super Bowl XXX: Dallas 27, Pittsburgh 17; at Tempe, Arizona

1995 Coaching Staff: Maurice Carthon, Offensive Assistant, Romeo Crennel, Defensive Line, Al Groh, Defensive Coordinator/ Linebackers, Fred Hoaglin, Offensive Line, Chris Palmer, Wide Receivers, Johnny Parker, Strength/ Conditioning, Ray Perkins, Offensive Coordinator, Mike Pope, Tight Ends, Dante Scarnecchia, Defensive Asst./LB's, Mike Sweatman, Special Teams, Bob Trott, Defensive Backs, Charlie Weis, Running Backs.

PASSING	ATT	CMP	YARDS	CMP%	YDS/ATT	TD	TD%	INT	INT%	LG	SK/YDS	RATING
Bledsoe	636	323	3,507	50.8	5.51	13	2.0	16	2.5	47t	23/170	63.7
Zolak	49	28	282	57.1	5.76	1	2.0	0	0.0	72	4/28	80.5
Meggett	1	0	0	0.0	0.00	0	0.0	0	0.0	0	0/0	39.6
Patriots	**686**	**351**	**3,789**	**51.2**	**5.52**	**14**	**2.0**	**16**	**2.3**	**72**	**27/198**	**64.8**
Opps.	**549**	**342**	**4,107**	**62.3**	**7.48**	**29**	**5.3**	**15**	**2.7**	**70t**	**37/221**	**91.4**

1996 FINAL OFFENSIVE STATISTICS (11-5)

Head Coach: Bill Parcells (11-5) • First in AFC-East • Home Stadium: Foxboro Stadium

DATE	W/L	SCORE	OPPONENT	ATTENDANCE
09/01	L	10-24	at Miami	71,542
09/08	L	10-17	at Buffalo	78,104
09/15	W	31-0	Arizona	59,118
09/22	W	28-25	Jacksonville OT	59,446
		Open Date		
10/06	W	46-38	at Baltimore	63,569
10/13	L	22-27	Washington	59,638
10/20	W	27-9	at Indianapolis	58,725
10/27	W	28-25	Buffalo	58,858
11/03	W	42-23	Miami	58,942
11/10	W	31-27	at NY Jets	61,715
11/17	L	8-34	Denver	59,452
11/24	W	27-13	Indianapolis	58,226
12/01	W	45-7	at San Diego	59,209
12/08	W	34-10	NY Jets	54,621
12/15	L	6-12	at Dallas	64,578
12/21	W	23-22	at NY Giants	65,387
AFC PLAYOFFS				
1/5/97	W	28-3	Pittsburgh	60,188
1/12/97	W	20-6	Jacksonville	60,190
SUPER BOWL XXXI				
1/26/97	L	21-35	Green Bay	72,301

Team Statistics

	PATS	OPP
TOTAL FIRST DOWNS	**339**	**305**
Rushing	103	102
Passing	206	178
Penalty	30	25
3rd Down: Made/Att	84/228	82/228
3rd Down Pct.	36.8	36.0
4th Down: Made/Att	19/34	12/22
4th Down Pct.	55.9	54.5
POSSESSION AVG.	**30:11**	**29:49**
TOTAL NET YARDS	**5369**	**5305**
Avg. Per Game	335.6	331.6
Total Plays	1085	1063
Avg. Per Play	4.9	5.0
NET YARDS RUSHING	**1468**	**1502**
Avg. Per Game	91.8	93.9
Total Rushes	427	434
NET YARDS PASSING	**3901**	**3803**
Avg. Per Game	243.8	237.7
Sacked/Yards Lost	30/190	33/252
Gross Yards	4091	4055
Att./Completions	628/374	596/322
Completion Pct.	59.6	54.0
Had Intercepted	15	23
PUNTS/AVERAGE	**64/43.2**	**82/42.5**
NET PUNTING AVG.	**64/35.8**	**82/33.6**
PENALTIES/YARDS	**97/716**	**139/1189**
FUMBLES/BALL LOST	**25/12**	**23/11**
TOUCHDOWNS	**48**	**34**
Rushing	15	14
Passing	27	17
Returns	6	3

Score by Periods	1	2	3	4	OT	Total
Patriots	79	123	108	105	3	418
Opponents	59	105	75	74	-	313

SCORING	TD	Ru	Pa	Rt	PAT	FG	S	TP
Vinatieri	0	0	0	0	39/42	27/35	0	120
Martin	17	14	3	0			0	104
Coates	9	0	9	0			0	56
Glenn	6	0	6	0			0	36
Jefferson	4	0	4	0			0	24
Byars LG	2	0	2	0			0	14
Byars TM	2	0	2	0			0	14
Gash	2	0	2	0			0	14
McGinest	2	0	0	2			0	12
Bartrum	1	0	1	0			0	6
C. Brown	1	0	0	1			0	6
Bruschi	1	0	0	1			0	6
Grier	1	1	0	0			0	6
Law	1	0	0	1			0	6
Meggett	1	0	0	1			0	6
Team	**48**	**15**	**27**	**6**	**39/42**	**27/35**	**1**	**418**
Opponent	**34**	**14**	**17**	**3**	**28/28**	**23/29**	**1**	**313**

2-Pt. Conversions: Byars, Coates, Gash, Martin, Team 4-6, Opponents 5-6

RUSHING	NO	YDS	AVG	LG	TD
Martin	316	1152	3.6	57	14
Meggett	40	122	3.1	12	0
Grier	27	105	3.9	26	1
Glenn	5	42	8.4	26	0
Bledsoe	24	27	1.1	8	0
Gash	8	15	1.9	3	0
Jefferson	1	6	6.0	6	0
Byars LG	2	2	1.0	3	0
Byars TM	2	2	1.0	3	0
Zolak	4	-3	-.7	0	0
Team	**427**	**1468**	**3.4**	**57**	**15**
Opponents	**434**	**1502**	**3.5**	**36**	**14**

RECEIVING	NO	YDS	AVG	LG	TD
Glenn	90	1132	12.6	37t	6
Coates	62	682	11.0	84t	9
Jefferson	50	771	15.4	42	4
Martin	46	333	7.2	41	3
Meggett	33	292	8.8	26	0
Gash	33	276	8.4	28	2
Byars LG	32	289	9.0	27	2
Byars TM	27	249	9.2	27	2
T. Brown	21	222	10.6	38	0
Graham	5	64	12.8	23	0
W. Moore	3	37	12.3	16	0
Burke	1	19	19.0	19	0
Grier	1	8	8.0	8	0
Jells	1	5	5.0	5	0
Bartrum	1	1	1.0	1t	1
Team	**374**	**4091**	**10.9**	**84t**	**27**
Opponents	**322**	**4055**	**12.6**	**63t**	**17**

INTERCEPTIONS	NO	YDS	AVG	LG	TD
Clay	4	50	12.5	35	0
Law	3	45	15.0	38t	1
Smith LG	2	20	10.0	11	0
Smith TM	2	20	10.0	11	0
Hitchcock	2	14	7.0	14	0
Milloy	2	14	7.0	14	0
Henderson	2	7	3.5	7	0
Reynolds	2	7	3.5	7	0
McGinest	1	46	46.0	46t	1
Ray	1	43	43.0	43	0
Collins	1	7	7.0	7	0
Slade	1	2	2.0	2	0
Johnson	1	0	0.0	0	0
Sabb	1	0	0.0	0	0
Team	**23**	**255**	**11.1**	**46t**	**2**
Opponents	**15**	**191**	**12.7**	**60**	**1**

PUNTING	NO	YDS	AVG	NET	TB	IN20	LG	BLK
Tupa	63	2739	43.5	36.0	7	14	62	0
Vinatieri	1	27	27.0	27.0	0	1	27	0
Team	**64**	**2766**	**43.2**	**35.8**	**7**	**15**	**62**	**0**
Opp.	**82**	**3483**	**42.5**	**33.6**	**7**	**18**	**58**	**1**

PUNT RETURNS	NO	FC	YDS	AVG	LG	TD
Meggett	52	9	588	11.3	60t	1
Team	**52**	**9**	**588**	**11.3**	**60t**	**1**
Opponents	**34**	**8**	**334**	**9.8**	**36**	**0**

KICK RETURNS	NO	YDS	AVG	LG	TD
Meggett	34	781	23.0	54	0
T. Brown	29	634	21.9	51	0
Gisler	1	9	9.0	9	0
Team	**64**	**1424**	**22.3**	**54**	**0**
Opponents	**81**	**1683**	**20.8**	**70**	**0**

Sacks: McGinest 9.5, Slade 7.0, Bruschi 4.0, Sagapolutele 3.0, Jones 2.0, Eaton 1.0, Milloy 1.0, Ray 1.0, Smith 1.0, Wheeler 1.0, Wyman 1.0, Collons 0.5, McGruder 0.5, Sabb 0.5. Patriots 33.0, Opponents 30.0

FIELD GOALS	1-19	20-29	30-39	40-49	50+
Vinatieri	1/1	9/10	8/8	8/14	1/2
Team	**1/1**	**9/10**	**8/8**	**8/14**	**1/2**
Opp.	**0/0**	**10/10**	**10/11**	**2/6**	**1/2**

Vinatieri: (25G)(42G,45N,25N,47B)(47N,31G)(23G,30G,29G,44N,41G,40G)(22G,35G,50G)(24G,35G,29G,43N)(44G,36G)(40G,32G,54N)()(30G)(40N)(26G,22G)(47G)(19G,41G)(21G,30G)(40G)

Opponents: (34G)(33G,37N)()(42N,27G)()(21G,48N,24G)(21G,35G,38G)(33G)(45N,39G)(48N,26G,32G)(52N,28G,47G)(42G,50G)()(27G)(23G,36G,35G,29G)(30G,27G)

1996 AFC Eastern Division

TEAM	W	L	T	PCT.	PF	PA
Patriots	**11**	**5**	**0**	**.688**	**418**	**313**
Buffalo*	10	6	0	.625	319	266
Indianapolis*	9	7	0	.563	317	334
Miami	8	8	0	.500	339	325
NY Jets	1	15	0	.063	279	454

*Wild Card

AFC Championship: at New England 20, Jacksonville 6

Super Bowl XXXI: Green Bay 35, New England 21; at New Orleans, LA

1996 Coaching Staff: Bill Belichick, Assistant Head Coach/Secondary, Maurice Carthon, Running Backs, Romeo Crennel, Defensive Line, Al Groh, Defensive Coordinator/Linebackers, Fred Hoaglin, Offensive Line, Chris Palmer, Quarterbacks, Johnny Parker, Strength/Conditioning, Ray Perkins, Offensive Coordinator, Mike Pope, Tight Ends, Dante Scarnecchia, Defensive Asst./LB's, Mike Sweatman, Special Teams, Charlie Weis, Running Backs.

PASSING	ATT	CMP	YARDS	CMP%	YDS/ATT	TD	TD%	INT	INT%	LG	SK/YDS	RATING
Bledsoe	623	373	4086	59.9	6.56	27	4.3	15	2.4	84t	30/190	83.7
Tupa	2	0	0	0.0	0.00	0	0.0	0	0.0	0	0/0	39.6
Grier	1	0	0	0.0	0.00	0	0.0	0	0.0	0	0/0	39.6
Meggett	1	0	0	0.0	0.00	0	0.0	0	0.0	0	0/0	39.6
Zolak	1	1	5	100.0	5.00	0	0.0	0	0.0	5	0/0	87.5
Team	**628**	**374**	**4091**	**59.6**	**6.51**	**27**	**4.3**	**15**	**2.4**	**84t**	**30/190**	**83.2**
Opps.	**596**	**322**	**4055**	**54.0**	**6.80**	**17**	**2.9**	**23**	**3.9**	**63t**	**33/252**	**68.9**

1997 FINAL OFFENSIVE STATISTICS (10-6)

Head Coach: Pete Carroll (10-6) • First in AFC-East • Home Stadium: Foxboro Stadium

DATE	W/L	SCORE	OPPONENT	ATTENDANCE
08/31	W	41-7	San Diego	60,190
09/07	W	31-6 at	Indianapolis	53,632
09/14	W	27-24	NY Jets ot	60,072
09/21	W	31-3	Chicago	59,873
10/06	L	13-34 at	Denver	75,821
10/12	W	33-6	Buffalo	59,802
10/19	L	19-24 at	NY Jets	71,061
10/27	L	10-28	Green Bay	59,972
11/02	L	18-23 at	Minnesota	62,917
11/09	W	31-10 at	Buffalo	65,783
11/16	L	7-27 at	Tampa Bay	70,479
11/23	W	27-24	Miami	59,002
11/30	W	20-17	Indianapolis	58,507
12/07	W	26-20 at	Jacksonville	73,446
12/13	L	21-24	Pittsburgh ot	60,013
12/22	W	14-12 at	Miami	74,379
AFC PLAYOFFS				
12/28	W	17-3	Miami	60,041
1/3/98	L	6-7 at	Pittsburgh	61,228

Team Statistics

	PATS	OPP
TOTAL FIRST DOWNS	**267**	**322**
Rushing	71	114
Passing	173	183
Penalty	23	25
3rd Down: Made/Att	88/218	90/233
3rd Down Pct.	40.4	38.6
4th Down: Made/Att	3/13	16/30
4th Down Pct.	23.1	53.3
POSSESSION AVG.	**28:08**	**31:52**
TOTAL NET YARDS	**5014**	**5085**
Avg. Per Game	313.4	317.8
Total Plays	960	1100
Avg. Per Play	5.2	4.6
NET YARDS RUSHING	**1464**	**1616**
Avg. Per Game	91.5	101.0
Total Rushes	398	436
NET YARDS PASSING	**3550**	**3469**
Avg. Per Game	221.9	216.8
Sacked/Yards Lost	30/258	45/303
Gross Yards	3808	3772
Att./Completions	532/321	619/368
Completion Pct.	60.3	59.5
Had Intercepted	15	19
PUNTS/AVERAGE	**79/45.2**	**74/44.4**
NET PUNTING AVG.	**79/36.1**	**74/36.5**
PENALTIES/YARDS	**99/845**	**106/763**
FUMBLES/BALL LOST	**17/7**	**29/13**
TOUCHDOWNS	**42**	**33**
Rushing	6	16
Passing	31	14
Returns	5	3

Score by Periods	1	2	3	4	OT	Total
Patriots	**82**	**126**	**61**	**97**	**3**	**369**
Opponents	**60**	**39**	**89**	**98**	**3**	**289**

SCORING	TO	Ru	Pa	Rt	PAT	FG	S	TP
Vinatieri	0	0	0	0	40/40	25/29	0	115
Coates	8	0	8	0	0	0	0	48
Brown	6	0	6	0	0	0	0	36
Martin	5	4	1	0	0	0	0	30
Byars	3	0	3	0	0	0	0	18
Gash	3	0	3	0	0	0	0	18
Purnell	3	0	3	0	0	0	0	18
Brisby	2	0	2	0	0	0	0	12
Glenn	2	0	2	0	0	0	0	12
Jefferson	2	0	2	0	0	0	0	12
Meggett	2	0	2	0	0	0	0	12
Clay	1	0	0	1	0	0	0	6
Cullors	1	0	0	1	0	0	0	6
Grier	1	1	0	0	0	0	0	6
Hitchcock	1	0	0	1	0	0	0	6
Slade	1	0	0	1	0	0	0	6
Whigham	1	0	0	1	0	0	0	6
Team	**42**	**6**	**31**	**5**	**40/40**	**25/29**	**1**	**369**
Opponent	**33**	**16**	**14**	**3**	**29/29**	**20/29**	**0**	**289**

2-Pt. Conversions: Team 0-2, Opponents 1-4

RUSHING	NO	YDS	AVG	LG	TD
Martin	274	1160	4.2	70t	4
Cullors	22	101	4.6	24	0
Grier	33	75	2.3	12	1
Meggett	20	60	3.0	10	1
Bledsoe	28	55	2.0	8	0
Byars	11	24	2.2	5	0
Gash	6	10	1.7	4	0
Zolak	3	-3	-1.0	-1	0
Brown	1	-18	-18.0	-18	0
Team	**398**	**1464**	**3.7**	**70t**	**6**
Opponents	**436**	**1616**	**3.7**	**34**	**16**

RECEIVING	No	Yds	Avg	Lg	TD
Coates	66	737	11.2	35	8
Jefferson	54	841	15.6	76	2
Brown	41	607	14.8	67	6
Martin	41	296	7.2	22	1
Glenn	27	431	16.0	50	2
Brisby	23	276	12.0	31	2
Gash	22	154	7.0	19	3
Byars	20	189	9.5	51	3
Meggett	19	203	10.7	49t	1
Purnell	5	57	11.4	20t	3
Cullors	2	8	4.0	6	0
Jells	1	9	9.0	9	0
Team	**321**	**3808**	**11.9**	**76**	**31**
Opponents	**368**	**3772**	**10.3**	**51**	**14**

INTERCEPTIONS	NO	YDS	AVG	LG	TD
Clay	6	109	18.2	53t	1
Law	3	70	23.3	40	0
Milloy	3	15	5.0	15	0
Hitchcock	2	104	52.0	100t	1
Whigham	2	60	30.0	60t	1
Moore	2	7	3.5	7	0
Slade	1	1	1.0	1t	1
Team	**19**	**366**	**19.3**	**100t**	**4**
Opponents	**15**	**213**	**14.2**	**45**	**2**

PUNTING	No	Yds	Avg	Net	TB	In20	Lg	Blk
Tupa	78	3569	45.8	36.1	14	24	73	1
Team	**78**	**3569**	**45.8**	**36.1**	**14**	**24**	**73**	**1**
Opp.	**74**	**3288**	**44.4**	**36.5**	**6**	**17**	**66**	**0**

PUNT RETURNS	NO	FC	YDS	AVG	LG	TD
Meggett	45	8	467	10.4	47	0
Team	**45**	**8**	**467**	**10.4**	**47**	**0**
Opponents	**38**	**11**	**437**	**11.5**	**26**	**0**

KICK RETURNS	No	Yds	Avg	Lg	TD
Meggett	33	816	24.7	61	0
Cullors	15	386	25.7	86t	1
Canty	4	115	28.8	63	0
Coates	1	20	20.0	20	0
Team	**53**	**1337**	**26.2**	**86t**	**1**
Opponents	**75**	**1651**	**22.0**	**92t**	**1**

Sacks: Slade 9.0, Thomas 7.0, Bruschi 4.0, Johnson 4.0, Jones 4.0, Wheeler 4.0, Canty 2.0, McGinest 2.0, Whigham 2.0, Collins 1.5, Eaton 1.0, Israel 1.0, McGruder 1.0, Law 0.5; Patriots 45.0, Opponents 30.0.

FIELD GOALS	1-19	20-29	30-39	40-49	50+
Vinatieri	0/0	11/11	7/9	6/8	1/1
Team	**0/0**	**11/11**	**7/9**	**6/8**	**1/1**
Opp.	**0/0**	**7/8**	**7/10**	**5/8**	**1/3**

Vinatieri:(21G, 26G) (21G) (33G,34G) (27G) (26G,49G) (20G,23G,41G,52G) (24G) (38G) (22G,25G) (42G,42N, 45N) () (36G,27G,30N) (32G,48G) (44G,41G, 33G,39G,32N) () ()

Opponents:() (45G,38G) (27G,29B) (38G) (21G,48N,33G) (34N) (35N,35G,68N,36N) () (24G,23G,41G) (23G) (44G,44G) (25G) (24G,42N) (44N) (36G,34G,31G) (50G,41G,51N)

1997 AFC Eastern Division

Team	W	L	T	Pct.	PF	PA
Patriots	**10**	**6**	**0**	**.625**	**369**	**289**
Miami*	9	7	0	.563	339	327
NY Jets	9	7	0	.563	348	287
Buffalo	6	10	0	.375	255	367
Indianapolis	3	13	0	.188	313	401

*-wild card

AFC Championship: Denver 24, at Pittsburgh 21

Super Bowl XXXI: Denver 31, Green Bay 24; at San Diego, Calif.

1997 Coaching Staff: Paul Boudreau, Offensive Line, Jeff Davidson, Tight Ends, Ray Hamilton, Defensive Line, Larry Kennan, Offensive Coordinator, Ron Lynn, Defensive Backs, Johnny Parker, Strength/ Conditioning, Andre Patterson, Defensive Assistant, Bo Pelini, Linebackers, Dante Scarnecchia, Special Teams, Steve Sidwell, Defensive Coordinator, Carl Smith, Asst. Head Coach/Quarterbacks, Steve Walters, Wide Receivers, Kirby Wilson, Running Backs.

PASSING	ATT	CMP	YARDS	CMP%	YDS/ATT	TD	TD%	INT	INT%	LG	SK/YDS	RATING
Bledsoe	522	314	3706	60.2	7.10	28	5.4	15	2.9	76	30/258	87.7
Zolak	9	6	67	66.7	7.44	2	22.2	0	0.0	20t	0/0	128.2
Meggett	1	1	35	100.0	35.0	1	100.0	0	0.0	35t	0/0	158.3
Team	**532**	**321**	**3808**	**60.3**	**7.16**	**31**	**5.8**	**15**	**2.8**	**76**	**30/258**	**89.9**
Opps.	**619**	**368**	**3772**	**59.5**	**6.09**	**14**	**2.3**	**19**	**3.1**	**51**	**45/303**	**71.8**

1998 FINAL OFFENSIVE STATISTICS (9-7)

Head Coach: Pete Carroll (9-7) • Fourth in AFC-East • Home Stadium: Foxboro Stadium

DATE	W/L	SCORE	OPPONENT	ATTENDANCE
09/07	L	21-27 at	Denver	74,745
09/13	W	29-6	Indianapolis	60,068
09/20	W	27-16	Tennessee	59,973
10/04	W	30-27 at	New Orleans	56,172
10/11	W	40-10	Kansas City	59,749
10/19	L	14-24	NY Jets	60,062
10/25	L	9-12 at	Miami ot	73,973
11/01	W	21-16 at	Indianapolis	58,056
11/08	L	10-41	Atlanta	59,790
11/15	L	10-13 at	Buffalo	72,020
11/23	W	26-23	Miami	58,729
11/29	W	25-21	Buffalo	58,304
12/06	W	23-9 at	Pittsburgh	58,632
12/13	L	18-32 at	St. Louis	48,946
12/20	W	24-21	San Francisco	59,153
12/27	L	10-31 at	NY Jets	74,302
AFC PLAYOFFS				
1/03	L	10-25 at	Jacksonville	72,559

Team Statistics

	PATS	OPP
TOTAL FIRST DOWNS	**281**	**305**
Rushing	68	76
Passing	184	208
Penalty	29	21
3rd Down: Made/Att	90/237	98/230
3rd Down Pct.	38 0	42.6
4th Down: Made/Att	10/21	4/14
4th Down Pct	47.6	28.6
POSSESSION AVG.	**28:34**	**31:26**
TOTAL NET YARDS	**5140**	**5182**
Avg Per Game	321 3	323 9
Total Plays	999	1053
Avg. Per Play	5.1	4.9
NET YARDS RUSHING	**1480**	**1547**
Avg. Per Game	92.5	96 7
Total Rushes	403	447
NET YARDS PASSING	**3660**	**3635**
Avg. Per Game	228.8	227.2
Sacked/Yards Lost	40/344	36/222
Gross Yards	4004	3857
Att./Completions	556/295	570/336
Completion Pct	53.1	58.9
Had Intercepted	17	24
PUNTS/AVERAGE	**74/44.5**	**73/42.5**
NET PUNTING AVG.	**74/35.4**	**73/34.9**
PENALTIES/YARDS	**108/853**	**104/787**
FUMBLES/BALL LOST	**20/7**	**16/7**
TOUCHDOWNS	**35**	**36**
Rushing	9	8
Passing	23	26
Returns	3	2

Score by Periods	1	2	3	4	OT	Total
Patriots	60	116	62	99	0	337
Opponents	64	111	67	84	3	329

SCORING	TD	Ru	Pa	Rt	PAT	FG	S	TP
Vinatieri	0	0	0	0	32/32	31/39	0	127
Edwards	12	9	3	0	0	0	0	72
Coates	6	0	6	0	0	0	0	36
Glenn	3	0	3	0	0	0	0	18
Simmons	3	0	3	0	0	0	0	18
Brisby	2	0	2	0	0	0	0	12
Jefferson	2	0	2	0	0	0	0	12
Purnell	2	0	2	0	0	0	0	12
Brown	1	0	1	0	0	0	0	6
Cullors	1	0	1	0	0	0	0	6
Law	1	0	0	1	0	0	0	6
Milloy	1	0	0	1	0	0	0	6
Thomas	1	0	0	1	0	0	0	6
Team	**35**	**9**	**23**	**3**	**32/32**	**31/39**	**0**	**337**
Opponent	**36**	**8**	**26**	**2**	**30/30**	**27/32**	**0**	**329**

2-Pt. Conversions: Team 1-3, Opponents 1-6

RUSHING	NO	YDS	AVG	LG	TD
Edwards	291	1115	3.8	53	9
Shaw	48	236	4.9	71	0
Cullors	18	48	2.7	15	0
Bledsoe	28	44	1.6	10	0
Floyd	6	22	3.7	10	0
Jefferson	1	15	15.0	15	0
Carter	2	3	1.5	3	0
Zolak	5	0	0.0	4	0
Glenn	2	-1	-0.5	7	0
Tupa	2	-2	-1.0	-1	0
Team	**403**	**1480**	**3.7**	**71**	**9**
Opponents	**447**	**1547**	**3.5**	**34t**	**8**

RECEIVING	No	Yds	Avg	Lg	TD
Coates	67	668	10.0	33	6
Glenn	50	792	15.8	86t	3
Edwards	35	331	9.5	46	3
Jefferson	34	771	22.7	61t	2
Simmons	23	474	20.6	63t	3
Brown	23	346	15.0	52	1
Carter	18	166	9.2	49	0
Cullors	14	146	10.4	43	1
Purnell	12	92	7.7	22	2
Brisby	7	96	13.7	27	2
Shaw	6	30	5.0	11	0
Ellard	5	86	17.2	19	0
Floyd	1	6	6.0	6	0
Team	**295**	**4004**	**13.6**	**86t**	**23**
Opponents	**336**	**3857**	**11.5**	**84t**	**26**

INTERCEPTIONS	NO	YDS	AVG	LG	TD
Law	9	133	14.8	59t	1
Milloy	6	54	9.0	30t	1
Clay	3	19	6.3	19	0
Israel	3	13	4.3	12	0
Thomas	1	24	24.0	24t	1
Canty	1	12	12.0	12	0
Whigham	1	0	0.0	0	0
Team	**24**	**255**	**10.6**	**59t**	**3**
Opponents	**17**	**197**	**11.6**	**36**	**0**

PUNTING	No	Yds	Avg	Net	TB	In20	Lg	Blk
Tupa	74	3294	44.5	35.4	9	13	64	0
Team	**74**	**3294**	**44.5**	**35.4**	**9**	**13**	**64**	**0**
Opp.	**73**	**3100**	**42.5**	**34.9**	**8**	**20**	**58**	**0**

PUNT RETURNS	No	FC	Yds	Avg	Lg	TD
Brown	17	8	225	13.2	39	0
Canty	16	7	170	10.6	36	0
Clay	0	2	0	-	-	0
Team	**33**	**17**	**395**	**12.0**	**39**	**0**
Opponents	**43**	**8**	**493**	**11.5**	**76**	**0**

KICK RETURNS	No	Yds	Avg	Lg	TD
Cullors	45	1085	24.1	68	0
Canty	11	198	18.0	29	0
Sullivan	2	14	7.0	9	0
Bruschi	1	4	4.0	4	0
Eaton	1	13	13.0	13	0
Shaw	1	16	16.0	16	0
Whigham	1	0	0.0	0	0
Team	**62**	**1330**	**21.5**	**68**	**0**
Opponents	**71**	**1335**	**18.8**	**37**	**0**

Sacks: Thomas 6.5, Eaton 6.0, Slade 4.0, McGinest 3.5, Spires 3.0, Bruschi 2.0, Israel 2.0, Johnson 2.0, Mitchell 2.0, Sullivan 2.0, Canty 1.0, C. Carter 1.0, Milloy 1.0; Patriots 36.0, Opponents 40.0.

FIELD GOALS	1-19	20-29	30-39	40-49	50+
Vinatieri	3/3	8/8	9/14	9/12	2/2
Team	**3/3**	**8/8**	**9/14**	**9/12**	**2/2**
Opp.	**0/0**	**9/9**	**8/11**	**8/10**	**2/2**

Vinatieri: (39N, 37B) (19G,23G,52G, 42N) (43G,41G) (34G,49G,27G) (32G, 38G,27G,20G) () (45N,41G,30G,36G) () (40G) (39N,38G,39N) (25G,44G,45G, 24G) (44G,47N) (21G,29G,35G) (37G, 41G,55G,17G) (32N,35G) (19G)

Opponents: (53G,42G) () (34G,26G, 45G) (21G,37G) (33G) (38B,23G) (48G, 38G,25G, 43G) (50G) (47B,40G,32G) (31G,20G,40N) (21G) (35N,34G,26G, 22G) (49G, 26G, 43G) (48G) (31B) (36G)

1998 AFC Eastern Division

TEAM	W	L	T	PCT.	PF	PA
NY Jets	12	4	0	.750	416	266
Miami*	10	6	0	.625	321	265
Buffalo*	10	6	0	.625	400	333
Patriots*	**9**	**7**	**0**	**.563**	**337**	**329**
Indianapolis	3	13	0	.188	310	444

*-wild card

AFC Championship: at Denver 23, NY Jets 10

Super Bowl XXXI: Denver 34, Atlanta 19; at Miami, Fla

1998 Coaching Staff: Paul Boudreau, Offensive Line, Jeff Davidson, Asst. Offensive Line, Ray Hamilton, Defensive Line, Ron Lynn, Defensive Backs, Johnny Parker, Strength/ Conditioning, Bo Pelini, Linebackers, Jack Reilly, Quarterbacks, Dante Scarnecchia, Special Teams, Steve Sidwell, Defensive Coordinator, Carl Smith, Tight Ends, DeWayne Walker, Defensive Assistant - Secondary, Steve Walters, Wide Receivers, Kirby Wilson, Running Backs, Ernie Zampese, Offensive Coordinator.

PASSING	ATT	CMP	YARDS	CMP%	YDS/ATT	TD	TD%	INT	INT%	LG	SK/YDS	RATING
Bledsoe	481	263	3633	54.7	7.55	20	4.2	14	2.9	86t	36/295	80.9
Zolak	75	32	371	42.7	4.95	3	4.0	3	4.0	61t	4/49	54.9
Team	**556**	**295**	**4004**	**53.1**	**7.20**	**23**	**4.1**	**17**	**3.1**	**86t**	**40/344**	**77.4**
Opps.	**570**	**336**	**3857**	**58.9**	**6.77**	**26**	**4.6**	**24**	**4.2**	**84t**	**36/222**	**77.1**

1999 FINAL OFFENSIVE STATISTICS (8-8)

Head Coach: Pete Carroll (8-8) • Fifth in AFC-East • Home Stadium: Foxboro Stadium

DATE	W/L	SCORE	OPPONENT	ATTENDANCE
09/12	W	30-28	at NY Jets	78,227
09/19	W	31-28	Indianapolis	59,640
09/26	W	16-14	NY Giants	59,169
10/03	W	19- 7	at Cleveland	72,368
10/10	L	14-16	at Kansas City	78,636
10/17	L	30-31	Miami	60,006
10/24	W	24-23	Denver	60,011
10/31	W	27- 3	at Arizona	55,830
11/15	L	17-24	NY Jets	59,077
11/21	L	17-27	at Miami	74,295
11/28	L	7-17	at Buffalo	72,111
12/05	W	13- 6	Dallas	58,444
12/12	L	15-20	at Indianapolis	56,975
12/19	L	9-24	at Philadelphia	65,475
12/26	L	10-13	Buffalo OT	55,014
01/02	W	20- 3	Baltimore	50,263

Team Statistics

	PATS	OPP
TOTAL FIRST DOWNS	**280**	**281**
Rushing	72	106
Passing	184	154
Penalty	24	21
3rd Down: Made/Att	79/223	81/231
3rd Down Pct.	35.4	35.1
4th Down: Made/Att	4/13	5/18
4th Down Pct	30.8	27.8
POSSESSION AVG.	**28:49**	**31:11**
TOTAL NET YARDS	**5062**	**4808**
Avg. Per Game	316.4	300.5
Total Plays	1021	1048
Avg. Per Play	5.0	4.6
NET YARDS RUSHING	**1426**	**1795**
Avg. Per Game	89.1	112.2
Total Rushes	425	486
NET YARDS PASSING	**3636**	**3013**
Avg. Per Game	227.3	188.3
Sacked/Yards Lost	56/349	42/268
Gross Yards	3985	3281
Att./Completions	540/305	520/293
Completion Pct.	56.5	56.3
Had Intercepted	21	16
PUNTS/AVERAGE	**90/41.5**	**95/41.2**
NET PUNTING AVG.	**90/34.6**	**95/33.7**
PENALTIES/YARDS	**95/812**	**102/775**
FUMBLES/BALL LOST	**27/12**	**29/15**
TOUCHDOWNS	**32**	**30**
Rushing	9	6
Passing	19	23
Returns	4	1

Score by Periods	1	2	3	4	OT	Total
TEAM	61	84	67	87	0	299
OPPONENTS	70	101	56	54	3	284

SCORING	TD	Ru	Pa	Rt	PAT	FG	S	TP
Vinatieri	0	0	0	0	29/30	26/33	0	107
Allen	9	8	1	0	0	0	0	54
Jefferson	6	0	6	0	0	0	0	36
Glenn	4	0	4	0	0	0	0	24
Coates	2	0	2	0	0	0	0	12
Faulk	2	1	1	0	0	0	0	12
Simmons	2	0	2	0	0	0	0	12
Bartrum	1	0	1	0	0	0	0	6
Brown	1	0	1	0	0	0	0	6
Eaton	1	0	0	1	0	0	0	6
Katzenmoyer	1	0	0	1	0	0	0	6
Law	1	0	0	1	0	0	0	6
McGinest	1	0	0	1	0	0	0	6
Warren	1	0	1	0	0	0	0	6
Team	**32**	**9**	**19**	**4**	**29/30**	**26/33**	**0**	**299**
Opp.	**30**	**6**	**23**	**1**	**27/27**	**25/30**	**1**	**284**

2-Pt. Conversions: TEAM 0-2, OPPONENTS 0-3

RUSHING	NO	YDS	AVG	LG	TD
Allen	254	896	3.5	39	8
Faulk	67	227	3.4	43	1
Warren	35	120	3.4	18	0
Bledsoe	42	101	2.4	25	0
T. Carter	6	26	4.3	9	0
Shaw	9	23	2.6	12	0
L. Johnson	2	13	6.5	13	0
Floyd	6	12	2.0	6	0
Ellison	2	10	5.0	8	0
C. Carter	0	0	---	---	0
Friesz	2	-2	-1.0	-1	0
Team	**425**	**1426**	**3.4**	**43**	**9**
Opp.	**486**	**1795**	**3.7**	**60**	**6**

RECEIVING	No	Yds	Avg	Lg	TD
Glenn	69	1147	16.6	67	4
Jefferson	40	698	17.5	68t	6
Brown	36	471	13.1	37	1
Coates	32	370	11.6	27	2
Warren	29	262	9.0	21	1
T. Carter	20	108	5.4	20	0
Simmons	19	276	14.5	58t	2
Brisby	18	266	14.8	40	0
Allen	14	125	8.9	38	1
Faulk	12	98	8.2	19	1
Rutledge	7	66	9.4	13	0
Ellison	4	50	12.5	23	0
Shaw	2	31	15.5	29	0
Floyd	2	16	8.0	11	0
Bartrum	1	1	1.0	1t	1
Team	**305**	**3985**	**13.1**	**68t**	**19**
Opp.	**293**	**3281**	**11.2**	**69t**	**23**

INTERCEPTIONS	NO	YDS	AVG	LG	TD
Milloy	4	17	4.3	17	0
Serwanga	3	2	0.7	2	0
C. Carter	3	13	4.3	8	0
Law	2	20	10.0	27t	1
Katzenmoyer	1	57	57.0	57t	1
Bruschi	1	1	1.0	1	0
Israel	1	0	0.0	0	0
Slade	1	0	0.0	0	0
Team	**16**	**110**	**6.9**	**57t**	**2**
Opp.	**21**	**299**	**14.2**	**84**	**1**

PUNTING	No	Yds	Avg	Net	TB	In20	Lg	Blk
L. Johnson	90	3735	41.5	34.6	14	23	58	0
Team	**90**	**3735**	**41.5**	**34.6**	**14**	**23**	**58**	**0**
Opp.	**95**	**3914**	**41.2**	**33.7**	**11**	**20**	**65**	**1**

PUNT RETURNS	No	FC	Yds	Avg	Lg	TD
Brown	38	13	405	10.7	52	0
Faulk	10	4	90	9.0	20	0
Team	**48**	**17**	**495**	**10.3**	**52**	**0**
Opp.	**36**	**20**	**345**	**9.6**	**45**	**0**

KICK RETURNS	No	Yds	Avg	Lg	TD
Faulk	39	943	24.2	95	0
Brown	8	271	33.9	54	0
Simmons	6	132	22.0	29	0
Jones	5	113	22.6	28	0
Warren	2	25	12.5	16	0
Ellison	1	13	13.0	13	0
Sullivan	1	1	1.0	1	0
Team	**62**	**1498**	**24.2**	**95**	**0**
Opp.	**64**	**1441**	**22.5**	**58**	**0**

Sacks: McGinest 9.0, Slade 4.5, Katzenmoyer 3.5, Eaton 3.0, Mitchell 3.0, Thomas 3.0, Whigham 3.0, Bruschi 2.0, Collons 2.0, T. Johnson 2.0, Milloy 2.0, C. Carter 1.0, Israel 1.0, Serwanga 1.0, Sullivan 1.0, Law 0.5, Spires 0.5, Team 42.0, Opponents 56.0

FIELD GOALS	1-19	20-29	30-39	40-49	50+
Vinatieri	1/1	14/14	5/7	5/9	1/2
Team	**1/1**	**14/14**	**5/7**	**5/9**	**1/2**
Opp.	**2/2**	**11/11**	**5/6**	**6/8**	**1/3**

Vinatieri:(33G,21G,23G)(26G)(38G,19G,41G)(22G,21G,42N)(48N,32N)(41G,39G,34G)(28G)()(22G)(27G)()(41G,23G)(28G,28G,26G)(23G,43G,56N,46G)(44N,38G,33N,44N)(25G,51G)

Opponents:()()(41N)(38N)(22G,41G,23G)(20G,33G,45G,45G,41G,53G)(40G,28G,30G,59N)(24G)(26G)(19G,23G)(28G)(20G,43N,34G)(28G,31G)(43G,51N)(39G,23G)(19G)

1999 AFC Eastern Division

TEAM	W	L	T	PCT.	PF	PA
Indianapolis	13	3	0	.813	423	333
Buffalo*	11	5	0	.688	310	229
Miami*	9	7	0	.563	326	336
NY Jets	8	8	0	.500	308	309
Patriots	**8**	**8**	**0**	**.500**	**299**	**284**

*-wild card

AFC Championship: Tennessee 33, at Jacksonville 14

Super Bowl XXXIV: St. Louis 23, Tennessee 16; at Atlanta, Ga.

1999 Coaching Staff: Jeff Davidson, Asst. Offensive Line, Ivan Fears, Wide Receivers, Ray Hamilton, Defensive Line, Ron Lynn, Defensive Backs, Johnny Parker, Strength/ Conditioning, Bo Pelini, Linebackers, Jack Reilly, Quarterbacks, Dante Scarnecchia, Offensive Line, Brad Seely, Special Teams, Steve Sidwell, Defensive Coordinator, Carl Smith, Tight Ends, DeWayne Walker, Defensive Assistant - Secondary, Kirby Wilson, Running Backs, Ernie Zampese, Offensive Coordinator.

PASSING	ATT	CMP	YARDS	CMP%	YDS/ATT	TD	TD%	INT	INT%	LG	SK/YDS	RATING
Bledsoe	539	305	3985	56.6	7.39	19	3.5	21	3.9	68t	55/ 342	75.6
Brown	1	0	0	0.0	0.00	0	0.0	0	0.0	0	0/0	39.6
Warren	0	0	0	---	---	0	---	0	--- ---	1/7	---	
TEAM	**540**	**305**	**3985**	**56.5**	**7.38**	**19**	**3.5**	**21**	**3.9**	**68t**	**56/ 349**	**75.4**
OPPONENTS	**520**	**293**	**3281**	**56.3**	**6.31**	**23**	**4.4**	**16**	**3.1**	**69t**	**42/ 268**	**77.3**


NEW ENGLAND PATRIOTS
ALL-TIME
RECORDS

PATRIOTS ALL-TIME LEADERS

ALL-TIME LEADING RUSHERS

(Based On Rushing Yardage)

	NAME	YEARS	NO.	YARDS	AVG	LG	TD
1.	Sam Cunningham	1973-79,81-82	1,385	5,453	3.9	75t	43
2.	Jim Nance	1965-71	1,323	5,323	4.0	65t	45
3.	Tony Collins	1981-87	1,191	4,647	3.9	54	32
4.	Curtis Martin	1995-97	958	3,799	4.0	70t	32
5.	Don Calhoun	1975-81	820	3,391	4.1	73	23
6.	John Stephens	1988-92	891	3,249	3.6	52	17
7.	Larry Garron	1960-68	759	2,981	3.9	85t	14
8.	Craig James	1984-88	585	2,469	4.2	73	11
9.	Leonard Russell	1991-93	689	2,437	3.5	24	13
10.	Mosi Tatupu	1978-90	612	2,415	3.9	55	18
11.	Carl Garrett	1969-72	537	2,235	4.2	80t	15
12.	Steve Grogan	1975-90	445	2,176	4.9	41t	35
13.	Andy Johnson	1974-76,78-81	491	2,017	4.1	69t	13
14.	Ron Burton	1960-65	429	1,536	3.6	59	9
15.	Horace Ivory	1977-81	329	1,336	4.1	52	14
16.	Mack Herron	1973-75	353	1,298	3.7	53	9
17.	Robert Perryman	1987-89	369	1,294	3.5	48	9
18.	Vagas Ferguson	1980-82	290	1,163	4.0	44	5
19.	**ROBERT EDWARDS**	**1998**	**291**	**1,115**	**3.8**	**53**	**9**
20.	Jim Crawford	1960-64	302	1,078	3.6	39t	5
21.	Josh Ashton	1972-74	247	994	3.8	35	3
22.	Babe Parilli	1961-67	228	949	4.2	33t	14
23.	Terry Allen	1999	254	896	3.5	22t	8
24.	Jim Plunkett	1971-75	159	817	5.1	37	9
25.	Mark van Eeghen	1982-83	177	744	4.2	17	2
26.	Robert Weathers	1982-86	159	733	4.6	77	4
27.	Marion Butts	1994	243	703	2.9	26	8
28.	Jon Vaughn	1991-92	144	597	4.1	36	3
29.	Billy Lott	1961-64	143	573	4.0	38	7
30.	Reggie Dupard	1986-89	186	571	3.1	49	6
31.	John Tarver	1972-74	155	554	3.6	28	7
32.	Tony Eason	1983-89	126	474	3.8	26	6
33.	J.D. Garrett	1964-67	116	434	3.7	58	3
34.	David Meggett	1995-97	120	432	3.6	25	3
35.	Tom Yewcic	1961-66	72	424	5.9	46	4
36.	Al Miller	1960	101	416	4.1	33	1
37.	Kevin Turner	1992-94	96	382	4.0	49	1
38.	Marvin Allen	1988-91	94	378	4.0	29	2
39.	**DREW BLEDSOE**	**1993-99**	**218**	**377**	**1.7**	**25**	**0**
40.	Richard Christy	1960	78	363	4.7	48	4
41.	R.C. Gamble	1968-69	94	346	3.7	45	1
42.	Leroy Thompson	1994	102	312	3.1	13	2
43.	Doug Flutie	1987-89	60	309	5.2	22	1
44.	Sam Gash	1992-97	105	291	2.8	14	2
45.	Ike Forte	1976-77	87	257	3.0	26	3
46.	Corey Croom	1993-95	73	252	3.5	22	1
47.	Darryl Stingley	1973-77	28	244	8.7	34t	2
48.	Bob Gladieux	1969-72	65	239	3.7	31	0
49.	Sedrick Shaw	1997-98	48	236	4.9	71	0
50.	**KEVIN FAULK**	**1999**	**67**	**227**	**3.4**	**43**	**1**

Top 10s

By Rushing Attempts

	NAME	ATT.
1.	Cunningham,S.	1,385
2.	Nance, J.	1,323
3.	Collins, T.	1,191
4.	Martin, C.	958
5.	Stephens, J.	891
6.	Calhoun, D.	820
7.	Garron, L.	759
8.	Russell, L.	689
9.	Tatupu, M.	612
10.	James, C.	585

By Rushing TDs

	NAME	TDS
1.	Nance, J	45
2.	Cunningham, S.	43
3.	Grogan, S.	35
4.	Martin, C.	32
5.	Collins, T.	32
6.	Calhoun, D.	23
7.	Tatupu, M.	18
8.	Stephens, J.	17
9.	Garrett, C.	15
10.	Parilli, V.	15

By Rushing Average

(Minimum 450 Carries)

	NAME	AVG.
1.	James, C.	4.2
2.	Garrett, C.	4.2
3.	Calhoun, D.	4.1
4.	Johnson, A.	4.1
5.	Nance, J.	4.0
6.	Martin, C.	4.0
7.	Cunningham, S.	3.9
8.	Collins, T.	3.9
9.	Garron, L.	3.9
10.	Tatupu, M.	3.9

PATRIOTS ALL-TIME LEADERS (CONT.)

ALL-TIME LEADING RECEIVERS

(Based On Number Of Receptions)

	NAME	YEARS	NO	YDS.	AVG	LG	TD
1.	Stanley Morgan, WR	1977-89	534	10,352	19.4	76t	67
2.	Ben Coates, TE	1991-99	490	5,471	11.2	84t	50
3.	Irving Fryar, WR	1984-92	363	5,726	15.8	80t	38
4.	Gino Cappelletti, WR	1960-70	292	4,589	15.7	63t	42
5.	Jim Colclough, WR	1960-68	283	5,001	17.7	78t	39
6.	Tony Collins, RB	1981-87	261	2,356	9.0	49	12
7.	**TERRY GLENN, WR**	**1996-99**	**236**	**3,502**	**14.8**	**86t**	**15**
8.	**VINCENT BRISBY, WR**	**1993-99**	**217**	**3,142**	**14.5**	**72**	**14**
9.	Sam Cunningham, RB	1973-79, 81-82	210	1,905	9.1	41	6
	Marv Cook, TE	1989-93	210	1,843	8.8	47	11
11.	Russ Francis, TE	1975-80, 87-88	207	3,157	15.3	53	28
12.	Art Graham, WR	1963-68	199	3,107	15.6	80t	20
13.	Cedric Jones, WR	1982-90	191	2,703	14.2	65t	16
14.	Larry Garron, RB	1960-68	185	2,502	13.5	76t	26
15.	Shawn Jefferson, WR	1996-99	178	3,081	17.3	76	14
	Randy Vataha, WR	1971-76	178	3,055	17.2	88t	23
17.	Michael Timpson, WR	1989-94	172	2,472	14.4	60t	8
18.	Andy Johnson, RB	1974-76,78-81	161	1,807	11.2	53	9
19.	Harold Jackson, WR	1978-81,87	156	3,162	20.3	59	18
20.	Jim Whalen, TE	1965-69	153	2,487	16.3	87t	17
21.	**TROY BROWN, WR**	**1993-99**	**137**	**1,827**	**13.3**	**67**	**8**
22.	Jim Nance, RB	1965-71	129	844	6.5	45	1
22.	Reggie Rucker, WR	1971-74	126	1,884	15	69t	10
23.	Greg McMurtry, WR	1990-93	120	1,519	12.7	65t	4
24.	Derrick Ramsey, TE	1983-85	118	1,412	12	39	14
25.	Lin Dawson, TE	1981-90	117	1,233	10.5	42	8
	Curtis Martin, RB	1995-97	117	890	7.6	41	5
27.	Stephen Starring, WR	1983-87	112	1,865	16.7	76t	11
28.	Ron Burton, RB	1960-65	111	1,205	10.9	73t	8
29.	Darryl Stingley, TE	1973-77	110	1,883	17.1	68	14
	Tony Romeo, TE	1962-67	110	1,724	15.7	62	10
31.	Carl Garrett, RB	1969-72	107	1,158	10.8	80t	3
32.	David Meggett, RB	1995-97	104	829	8.0	49t	1
	Sam Gash, FB	1992-97	104	826	7.9	30	6
35.	John Stephens, RB	1988-92	100	781	7.8	43	1
36.	Don Hasselbeck, TE	1977-83	99	1,444	14.6	51	15
37.	Kevin Turner, RB	1992-94	98	856	8.7	32	6
38.	Mosi Tatupu, RB	1978-90	96	843	8.8	41	2
39.	Hart Lee Dykes, WR	1989-90	83	1,344	16.2	42	7
40.	Don Calhoun, RB	1975-81	82	614	7.5	47	2
41.	Craig James, RB	1984-88	81	819	10.1	90t	2
42.	Ron Sellers, WR	1969-71	79	1,477	18.7	77	13
43.	Bob Windsor, TE	1972-75	74	915	12.4	36	6
44.	Leroy Thompson, RB	1994	65	465	7.2	27t	5
45.	Robert Perryman, RB	1987-89	64	430	6.7	18	0
46.	Eric Sievers, TE	1989-90	62	692	11.2	46	0
47.	Mack Herron, RB	1973-75	61	789	12.9	29	6
48.	Leonard Russell, RB	1991-93	55	350	6.4	69	0
49.	Jim Crawford, RB	1960-64	52	501	9.6	44	2
	Greg Baty, TE	1986-87	52	469	9.0	22	4

TOP 10s

By Receiving Yds

	NAME	YDS
1.	Morgan, WR	10,352
2.	Fryar, WR	5,726
3.	Coates, TE	5,471
4.	Colclough, WR	5,001
5.	Cappelletti, WR	4,589
6.	**GLENN, WR**	**3,502**
7.	Jackson, WR	3,162
8.	Francis, TE	3,157
9.	**BRISBY, WR**	**3,142**
10.	Graham, WR	3,107

By Receiving Tds

	NAME	TDS
1.	Morgan, WR	67
2.	Coates, TE	50
3.	Cappelletti, WR	42
4.	Colclough, WR	39
5.	Fryar, WR	38
6.	Francis, TE	28
7.	Garron, RB	26
8.	Vataha, WR	23
9.	Graham, WR	20
10.	Jackson, WR	18

By Receiving Yds Avg.

(Minimum 150 Catches)

	NAME	AVG.
1.	Jackson, WR	20.3
2.	Morgan, WR	19.4
3.	Colclough,WR	17.7
4.	Jefferson, WR	17.3
5.	Vataha,WR	17.2
6.	Whalen, TE	16.3
7.	Fryar, WR	15.8
8.	Cappelletti, WR	15.7
9.	Graham, WR	15.6
10.	Francis, TE	15.3

PATRIOTS ALL-TIME LEADERS (CONT.)

ALL-TIME LEADING PASSERS

(Based On Passing Yardage)

	NAME	YEARS	ATT	COMP	YDS	PCT	TD	INT
1.	Steve Grogan	1975-90	3,593	1,879	26,886	52.2	182	208
2.	**DREW BLEDSOE**	**1993-99**	**3,921**	**2,192**	**25,966**	**55.9**	**147**	**123**
3.	Babe Parilli	1961-67	2,413	1,140	16,747	47.2	132	138
4.	Tony Eason	1983-89	1,500	876	10,732	58.4	60	48
5.	Jim Plunkett	1971-75	1,503	729	9,932	48.5	62	87
6.	Hugh Millen	1991-92	612	370	4,276	60.5	17	28
7.	Mike Taliaferro	1968-70	680	305	3,920	44.9	27	44
8.	Butch Songin	1960-61	604	285	3,905	47.2	36	24
9.	Matt Cavanaugh	1978-82	385	206	3,018	53.5	19	23
10.	Marc Wilson	1989-90	415	214	2,631	51.6	9	16
11.	Doug Flutie	1987-89	295	143	1,842	48.5	11	14
12.	Tommy Hodson	1990-92	315	171	1,809	54.3	7	11
13.	Tom Yewcic	1961-66	206	87	1,374	42.2	12	12
14.	Tom Sherman	1968-69	226	90	1,199	39.8	12	16
15.	Scott Zolak	1992-98	244	124	1,314	50.8	8	7
16.	Joe Kapp	1970	219	98	1,104	44.7	3	17
17.	Tom Ramsey	1985-88	164	84	1,005	51.2	6	9
18.	Scott Secules	1993	134	75	918	56.0	2	9
19.	Tom Owen	1976-81	114	58	655	50.9	3	9
20.	Don Trull	1967	81	27	442	33.3	1	7
21.	Brian Dowling	1972-73	54	29	383	53.7	2	1
22.	Ed Wilson	1965	46	20	257	43.5	1	3
23.	Tom Greene	1960	63	27	251	42.9	1	6
24.	Neil Graff	1974-75	36	19	241	52.8	2	3
25.	Jeff Carlson	1992	49	18	232	36.7	1	3
26.	Andy Johnson	1974-76,78-81	13	7	194	53.8	4	1
27.	Bob Bleier	1987	39	14	181	35.9	1	1
28.	Richard Christy	1960	11	6	94	54.5	2	2
29.	John Huarte	1966-67	20	8	88	40.0	0	2
30.	Mike Kerrigan	1983-84	15	7	85	46.6	0	1
31.	Dick Shiner	1973-74	10	5	68	50.0	0	1
32.	Don Westbrook	1977-81	2	2	52	100 0	0	0
33.	Bob Gladieux	1969-72	3	1	48	33.3	0	1
34.	Harvey White	1960	7	3	44	42.9	0	0
35.	Larry Garron	1960-68	6	1	39	16.7	0	0
36.	Harold Jackson	1978-81,87	4	2	35	50.0	0	0
	David Meggett	1995-97	3	1	35	33.3	1	0
38.	Jim Corcoran	1968	7	3	33	42.9	0	2
39.	Kim Hammond	1969-70	6	2	31	33.3	0	0
40.	Mosi Tatupu	1978-90	2	2	30	100.0	1	0
41	Jim Crawford	1960-64	2	2	27	100.0	0	0
	Gino Cappelletti	1960-70	1	1	27	100 0	1	0
43.	Craig James	1984-88	6	3	26	50.0	3	1
44.	Jon Vaughn	1991-92	2	1	13	50.0	1	0
45.	Shawn McCarthy	1991-92	1	1	11	100.0	0	0
46.	Eddie Hare	1979	1	1	4	100.0	0	0

Top 10 By Quarterback Rating

	NAME	RATING
1.	Eason, T.	80.6
2.	**BLEDSOE, D.**	**75.7**
3.	Millen, H.	71.8
4.	Songin, B.	71.7
5.	Grogan, S.	69.6
6.	Parilli, V.	64.8
7.	Wilson, M.	62.6
8.	Plunkett, J.	59.7
9.	Taliaferro, M.	49.8

Top 10s

By Passing Attempts

	NAME	ATT
1.	**BLEDSOE, D.**	**3,921**
2.	Grogan, S.	3,593
3.	Parilli, V.	2,412
4.	Plunkett, J.	1,503
5.	Eason, T.	1,500
6.	Taliaferro, M.	680
7.	Millen, H.	612
8.	Songin, B.	604
9.	Wilson, M.	415
10.	Cavanaugh, M.	385

By Passing Comp.

	NAME	COMP.
1.	**BLEDSOE, D.**	**2,192**
2.	Grogan, S.	1,879
3.	Parilli, V.	1,140
4.	Eason, T.	876
5.	Plunkett, J.	729
6.	Millen, H.	370
7.	Taliaferro, M.	305
8.	Songin, B.	285
9.	Wilson, M.	214
10.	Cavanaugh, M.	206

By Passing TDs

	NAME	TDS
1.	Grogan, S.	182
2.	**BLEDSOE, D.**	**147**
3.	Parilli, V.	132
4.	Plunkett, J.	62
5.	Eason, T.	60
6.	Songin, B.	36
7.	Taliaferro, M.	27
8.	Cavanaugh, M.	19
9.	Millen, H.	17
10.	Yewcic, T.	12

By Interceptions

	NAME	INT.
1.	Grogan, S.	208
2.	Parilli, V.	138
3.	**BLEDSOE, D.**	**123**
4.	Plunkett, J.	87
5.	Eason, T.	48
6.	Taliaferro, M.	44
7.	Millen, H.	28
8.	Songin, B.	24
9.	Cavanaugh, M.	23
10.	Kapp, J.	17

By Completion %
(Minimum 500 Passes)

	NAME	%
1.	Millen, H.	60.5
2.	Eason, T.	58.4
3.	**BLEDSOE, D.**	**55.9**
4.	Grogan, S.	52.3
5.	Plunkett, J.	48.0
6.	Paralli, B.	47.2
	Songin, B.	47.2
8.	Taliaferro, M.	44.9

PATRIOTS ALL-TIME LEADERS (CONT.)

ALL-TIME LEADING SCORERS

(Based On Total Points)

	NAME	YEARS	TD TD	TD RUN	TD PA	RT	FG	PAT	TP
1.	Gino Cappelletti	1960-70	42	0	42	0	176	342	1,130
2.	John Smith	1974-83	0	0	0	0	128	308	692
3.	**ADAM VINATIERI**	**1996-99**	**0**	**0**	**0**	**0**	**109**	**140**	**469**
4.	Tony Franklin	1984-87	0	0	0	0	93	163	442
5.	Stanley Morgan	1977-89	68	0	67	1	0	0	408
6.	Ben Coates	1991-99	50	0	50	0	0	0	302
7.	Sam Cunningham	1973-79,81-82	49	43	6	0	0	0	294
8.	Jim Nance	1965-71	46	45	1	0	0	0	276
9.	Tony Collins	1981-87	44	32	12	0	0	0	264
10.	Irving Fryar	1984-92	42	1	38	3	0	0	252
11.	Larry Garron	1960-68	42	14	26	2	0	0	252
12.	Matt Bahr	1993-95	0	0	0	0	55	73	238
13.	Jim Colclough	1960-68	39	0	39	0	0	2	238
14.	Curtis Martin	1995-97	37	32	5	0	0	0	226
15.	Steve Grogan	1975-90	36	35	0	1	0	0	216
16.	Jason Staurovsky	1988-91	0	0	0	0	50	57	207
17.	Russ Francis	1975-80,87-88	28	0	28	0	0	0	168
18.	Don Calhoun	1975-81	25	23	2	0	0	0	150
19.	Randy Vataha	1971-76	24	0	23	1	0	0	144
20.	Andy Johnson	1974-76,78-81	22	13	9	0	0	0	132
21.	Mosi Tatupu	1978-90	21	18	2	1	0	0	126
22.	Art Graham	1963-68	20	0	20	0	0	0	120
23.	Ron Burton	1960-65	19	9	8	2	0	0	114
24.	John Stephens	1988-92	19	17	1	1	0	0	114
25.	Carl Garrett	1969-72	18	15	3	0	0	0	108
	Harold Jackson	1978-81,87	18	0	18	0	0	0	108
	Cedric Jones	1982-90	18	0	16	2	0	0	108
28.	Charlie Gogolak	1970-72	0	0	0	0	20	42	102
	Horace Ivory	1977-81	17	14	2	1	0	0	102
	Jim Whalen	1965-69	17	0	17	0	0	0	102
31.	Mack Herron	1973-75	16	9	6	1	0	0	96
	Darryl Stingley	1973-77	16	2	14	0	0	0	96
33.	Babe Parilli	1961-67	15	15	0	0	0	1	92
34.	**TERRY GLENN**	**1996-99**	**15**	**0**	**15**	**0**	**0**	**0**	**90**
	Don Hasselbeck	1977-83	15	0	15	0	0	0	90
	Billy Lott	1961-63	15	8	7	0	0	0	90
37.	Charlie Baumann	1991-92	0	0	0	0	18	31	85
38.	**VINCENT BRISBY**	**1993-99**	**14**	**0**	**14**	**0**	**0**	**0**	**84**
	Shawn Jefferson	1996-99	14	0	14	0	0	0	84
	Derrick Ramsey	1983-85	14	0	14	0	0	0	84
41.	Craig James	1984-88	13	11	2	0	0	0	78
	Leonard Russell	1991-93	13	13	0	0	0	0	78
	Ron Sellers	1969-71	13	0	13	0	0	0	78
44.	**ROBERT EDWARDS**	**1998**	**12**	**9**	**3**	**0**	**0**	**0**	**72**
45.	Marv Cook	1989-93	11	0	11	0	0	0	66
	Stephen Starring	1983-87	11	0	11	0	0	0	66
47.	Jeff White	1973	0	0	0	0	14	21	63
48.	David Posey	1978	0	0	0	0	11	29	62
49.	Greg Davis	1989	0	0	0	0	16	13	61
50.	Reggie Rucker	1971-74	10	0	10	0	0	0	60

Top 10s

By Touchdowns

	NAME	TDS
1.	Morgan, S.	68
2.	Coates, B.	50
3.	Cunningham, S.	49
5.	Nance, J.	46
5.	Collins, T.	44
6.	Cappelletti, G.	42
	Garron, L.	42
	Fryar, I.	42
9.	Colclough, J.	39
10.	Martin, C.	37

By Field Goal Att.

	NAME	FGA
1.	Cappelletti, G.	334
2.	Smith, J.	191
3.	**VINATIERI, A.**	**133**
4.	Franklin, T.	125
5.	Bahr, M.	72
6.	Staurovsky, J.	69
7.	Gogolak, C.	36
8.	Baumann, C.	27
9.	Sisson, S.	26
10.	White, J.	25

By Field Goals Made

	NAME	FGS
1.	Cappelletti, G.	176
2.	Smith, J.	128
3.	**VINATIERI, A.**	**109**
4.	Franklin, T.	93
5.	Bahr, M.	55
6.	Staurovsky, J.	50
7.	Gogolak, C.	20
8.	Baumann, C.	18
9.	Davis, G.	16
10.	Sisson, S.	14
	White, J.	14

By PAT's Attempted

	NAME	NO.
1.	Cappelletti, G.	358
2.	Smith, J.	323
3.	Franklin, T.	166
4.	**VINATIERI, A.**	**144**
5.	Bahr, M.	73
6.	Staurovsky, J.	59
7.	Gogolak, C.	42
8.	Baumann C,.	34
9.	Posey, D.	31
10.	White, J.	25

By PAT's Made

	NAME	PATS
1.	Cappelletti, G.	346
2.	Smith, J.	308
3.	Franklin, T.	163
4.	**VINATIERI, A.**	**140**
5.	Bahr, M.	73
6.	Staurovsky, J.	57
7.	Gogolak, C.	42
8.	Baumann, C.	31
9.	Posey, D.	29
10.	White, J.	21

PATRIOTS ALL-TIME LEADERS (CONT.)

ALL-TIME LEADING INTERCEPTORS

By Interceptions

	NAME	YEARS	NO.	YDS.	AVG.	LG	TD
1	Raymond Clayborn	1977-89	36	555	15.4	85	1
2	Ron Hall	1961-67	29	476	16.4	87	1
	Roland James	1980-90	29	383	13.2	46	0
	Fred Marion	1982-91	29	457	15.8	83	1
5	Mike Haynes	1976-82	28	393	14	50	1
6	Maurice Hurst	1989-95	27	253	9.4	36	1
7	Nick Buoniconti	1962-68	24	223	9.3	41	0
	Ronnie Lippett	1984-91	24	420	17.5	73	2
9	Don Webb	1961-70	21	366	17.4	59	2
10	**TY LAW**	**1995-99**	**20**	**315**	**15.8**	**59t**	**3**
11	Ron Bolton	1972-75	18	116	6.4	56	0
12	Tim Fox	1976-81	17	215	12.6	29	0
	Steve Nelson	1974-87	17	226	13.3	37	0
14	Tom Addison	1960-67	16	103	6.4	17	1
	Rick Sanford	1979-84	16	198	12.4	99t	1
16	**LAWYER MILLOY**	**1996-99**	**15**	**100**	**6.7**	**30t**	**1**
	Prentice McCray	1974-80	15	352	23.5	63t	2
	Ross O'Hanley	1960-65	15	288	19.2	61	1
	Chuck Shonta	1960-67	15	261	17.4	52	0
20	Willie Clay	1996-98	13	178	13.7	53t	1
21	Dick Felt	1962-66	12	199	16.6	35	0
22	Vincent Brown	1988-95	10	95	9.5	49t	1
	Larry Carwell	1969-72	10	186	18.6	53t	1
	Bob Howard	1975-77	10	90	9	44t	1
	Leroy Mitchell	1967-68	10	50	5	20	0
26	Ed Philpott	1967-71	9	91	10.1	23	0
27	Fred Bruney	1960-62	8	125	15.6	33t	1
	Tom Hennessey	1965-66	8	113	14.1	33	0
29	Jerome Henderson	1991-93,96	7	52	7.4	34	0
	Sam Hunt	1974-79	7	189	27	68t	1
	Johnny Rembert	1983-92	7	70	10	37	0
	Bob Suci	1963	7	277	39.6	98t	2
	Clyde Washington	1960-61	7	58	8.3	33	0
34	John Charles	1967-69	6	110	18.3	35t	1
	Lawrence McGrew	1980-89	6	49	8.2	27	0
	Rod McSwain	1984-90	6	89	14.8	42	0
	Ricky Reynolds	1994-96	6	24	4	11	0
	John Sanders	1974-76	6	75	12.5	23t	1
39	Don Blackmon	1981-87	5	63	12.6	39	0
	Myron Guyton	1994-95	5	86	17.2	45	0
	Mike Hawkins	1978-81	5	56	11.2	35t	1
	Honor Jackson	1972-73	5	133	26.6	55	0
	Daryl Johnson	1968-71	5	85	17	42	0
	Rod Shoate	1975-81	5	50	10	42t	1

Top 10s

By Int. Return Yds

	NAME	NO.
1.	Clayborn, R.	555
2.	Hall, R.	476
3.	Marion, F.	457
4.	Lippett, R.	420
5.	Haynes, M.	393
6.	Webb, D.	366
7.	McCray, P.	352
8.	James, R.	332
9.	**LAW, T.**	**315**
10.	O'Hanley, R.	288

By Touchdowns

1.	**LAW, T.**	**3**
2.	Lippett, R.	2
	McCray, P.	2
	Suci, B.	2
	Webb, D.	2
6.	Addison, T.	1
	Brown, V.	1
	Bruney, F.	1
	Carwell, L.	1
	Clay, W.	1
	Clayborn, R.	1
	Geddess, B.	1
	Hall, R.	1
	Hawkins, M.	1
	Haynes, M.	1
	Hitchcock, J.	1
	Howard, B.	1
	Hunt, Jim Lee	1
	Hunt, Sam	1
	Hurst, M.	1
	KATZENMOYER, A.	**1**
	Marion, F.	1
	McGINEST, W.	**1**
	MILLOY, L.	**1**
	O'Hanley, R.	1
	Outlaw, J.	1
	Pool, D.	1
	Sanders, J.	1
	Sanford, R.	1
	Shoate, R.	1
	Singleton, C.	1
	SLADE, C.	**1**
	THOMAS, H.	**1**
	Weishuhn, C.	1
	Whigham, L.	1
	Witt, M.	1

PATRIOTS ALL-TIME LEADERS (CONT.)

ALL-TIME LEADING PUNTERS

By Punts

	NAME	YEARS	NO.	YDS	AVG	LG	BLK
1.	Rich Camarillo	1981-87	468	19,922	42.6	76	4
2.	Tom Yewcic	1961-66	377	14,553	38.6	70	9
3.	Tom Janik	1969-71	243	9,516	39.2	58	1
4.	Mike Patrick	1975-78	222	8,481	38.2	64	0
5.	Tom Tupa	1996-98	215	9,602	44.7	73	1
6.	Shawn McCarthy	1991-92	169	6,877	40.7	93	2
7.	Jeff Feagles	1988-89	154	5,874	38.1	74	1
8.	Terry Swanson	1967-68	127	5,081	40.0	62	2
9	Pat O'Neill	1994-95	110	4,355	39.6	57	0
10.	Bruce Barnes	1973-74	100	3,738	37.4	53	0
11.	**LEE JOHNSON**	**1999**	**90**	**3,735**	**41.5**	**50**	**0**
11.	Eddie Hare	1979	83	3,038	36.6	58	1
12.	Mike Hubach	1980-81	82	3,118	38.0	69	0
13.	Pat Studstill	1972	75	2,859	38.1	57	1
14.	Mike Saxon	1993	73	3,096	42.4	59	3
15.	Tom Greene	1960	61	2,253	36 9	66	1
16.	Jim Fraser	1966	55	2,044	37.2	68	2
17.	Jerrel Wilson	1978	54	1,921	35.6	57	0

By Punt Avg.
(Minimum 100 Punts)

	NAME	AVG.
1.	Tupa, T.	44.7
2.	Camarillo, R.	42.6
3.	McCarthy, S.	40.7
4.	Swanson, T.	40.0
5.	O'Neill, P.	39.6
6.	Feagles, J.	39.5
7.	Janik, T.	39.2
8.	Yewcic, T.	38.5
9.	Patrick, M.	37.7
10.	Barnes, B.	37.4

ALL-TIME LEADING PUNT RETURNERS
(Based on Return Yardage)

	NAME	YEARS	NO.	FC	YDS.	AVG	LG	TD
1.	Irving Fryar	1984-92	206	70	2,055	10.0	85t	3
2.	David Meggett	1995-97	142	32	1,438	10.1	60t	1
3.	Mike Haynes	1976-82	111	8	1,159	10.4	89t	2
4.	**TROY BROWN**	**1993-99**	**104**	**38**	**1,056**	**10.2**	**52**	**0**
5.	Stanley Morgan	1977-89	92	32	960	10.4	80t	1
6.	Mack Herron	1973-75	74	14	888	12.0	66	0
7.	Ricky Smith	1982-83	54	20	537	9 9	55	0
8.	Carl Garrett	1969-72	43	2	487	11.3	62	0
9.	Roland James	1980-90	42	8	400	9.5	75t	1
10.	Ron Burton	1960-65	56	0	389	6.9	62	0
11.	Bob Suci	1963	25	NA	233	9.3	22	0
12.	Walter Stanley	1992	28	17	227	8.1	50	0
	Ronnie Harris	1993-94	26	4	227	8.7	21	0
14.	Jerome Henderson	1991-93,96	27	10	201	7.4	39	0
15.	Billy Johnson	1966-69	23	9	195	8.5	52	0
16.	Ray Crittenden	1993-94	21	7	192	9.1	30	0
17.	Chris Canty	1997-98	16	7	170	10.6	36	0
18.	Sammy Martin	1988-91	20	2	165	8.3	28	0
19.	Tom Stephens	1960-64	19	NA	151	7.9	26	0
20.	Fred Bruney	1960-62	30	NA	148	4.9	19	0
	Joe Bellino	1965-67	19	8	148	7.8	18	0
22.	Jay Cunningham	1965-67	22	5	140	6.4	44	0
23.	Dave Cloutier	1964	20	NA	136	6.8	40	0
	Darryl Stingley	1973-77	19	4	136	7.2	29	0
25.	Willie Porter	1968	22	5	135	6.1	24	0
26.	Stephen Starring	1983-87	19	2	108	5.7	17	0
27.	Erroll Tucker	1989	13	1	102	7.8	25	08

Top 10s

By Punt Returns

NAME	NO.
1. Fryar, I.	206
2. Meggett, D.	142
3. Haynes, M.	111
4. BROWN, T.	**104**
5. Morgan, S.	92
6. Herron, M.	74
7. Burton, R.	56
8. Smith, R.	54
9. Garrett, C.	43
10. James, R.	42

By Return Average
(Minimum of 20 Ret.)

NAME	AVG.
1. Herron, M.	12.0
2. Garrett, C.	11.3
3. Haynes, M.	10.4
4. Morgan, S.	10.4
5. BROWN, T.	**10.2**
6. Meggett, D.	10.1
7. Fryar, I.	10.0
8. Smith, R.	9.9
9. James, R.	9.5
10. Burton, R.	6.9

PATRIOTS ALL-TIME LEADERS (CONT.)

ALL-TIME LEADING KICKOFF RETURNERS

(Based on Return Yardage)

	NAME	YEARS	NO.	YDS.	AVG.	LG	TD
1.	David Meggett	1995-97	105	2,561	24.4	62	0
2.	Larry Garron	1960-67	89	2,299	25.8	95t	2
3.	Stephen Starring	1983-87	107	2,259	21.1	53	0
4.	Carl Garrett	1969-72	92	2,251	24.5	63	0
5.	**TROY BROWN**	**1993-99**	**84**	**1,834**	**21.8**	**54**	**0**
	Sammy Martin	1988-90	88	1,834	20.8	95t	1
7.	Mack Herron	1973-75	71	1,796	25.3	92t	1
8.	Raymond Clayborn	1977-89	57	1,538	27.0	101t	3
9.	Ricky Smith	1982-84	67	1,505	22.5	98t	1
10.	Derrick Cullors	1993-99	60	1,471	24.5	86t	1
11.	Jay Cunningham	1965-67	64	1,372	21.4	45	0
12.	Tony Collins	1981-87	65	1,335	20.5	46	0
13.	Jon Vaughn	1991-92	54	1,281	23.7	100t	2
14.	Horace Ivory	1977-81	45	1,191	26.5	98t	1
15.	Ron Burton	1960-65	46	1,119	24.3	91t	1
16.	J.D. Garrett	1964-67	48	1,054	22.0	42	0
17.	**KEVIN FAULK**	**1999**	**39**	**943**	**24.2**	**95**	**0**
18.	Ray Crittenden	1993-94	47	938	20.0	44	0
19.	Joe Bellino	1965-67	43	905	21.0	43	0
20.	Allen Carter	1975-76	33	898	27.2	99t	1
21.	Marvin Allen	1988-91	43	844	19.6	34	0
22.	Allan Clark	1979-80	40	837	20.9	38	0
23.	Willie Porter	1968	36	812	22.6	61	0
24.	Richard Christy	1960	24	617	25.7	52	0
25.	Odell Lawson	1970-71	27	593	22.0	52	0
26.	Andy Johnson	1974-76,78-81	28	544	19.4	41	0
27.	Walter Stanley	1992	29	529	18.2	40	0
28.	Billy Johnson	1966-69	24	453	18.9	36	0
29.	Irving Fryar	1984-92	26	495	19.0	47	0
30.	Jess Phillips	1976-77	20	490	24.5	71	0
31.	Jon Williams	1984	23	461	20.0	29	0
32.	Leroy Thompson	1994	18	376	20.9	30	0
33.	Reggie Rucker	1971-74	15	375	25.0	43	0
34.	Bob Suci	1963	17	360	21.1	35	0
35.	Ron Gardin	1971	14	321	22.9	34	0
36.	Chris Canty	1997-98	15	313	20.9	63	0

Top 10s

By Kickoff Returns

NAME	NO.
1. Starring, S.	107
2. Meggett, D.	105
3. Garrett, C.	92
4. Garron, L.	89
5. Martin, S.	88
6. BROWN, T.	**84**
7. Herron, M.	71
8. Smith, R.	67
9. Collins, T.	66
10. Cunningham, J.	64

By Kickoff Return Avg.

(Minimum of 20 Ret.)

NAME	AVG.
1. Carter, A.	27.2
2. Clayborn, R.	27.0
3. Ivory, H.	26.5
4. Garron, L.	25.8
5. Christy, D	25.7
6. Herron, M.	25.3
7. Cullors, D.	24.5
8. Garrett, C.	24.5
9. Meggett, D.	24.4
10. Burton, R.	24.3

CONSECUTIVE RECORDS

Individual

SEASONS PLAYED
16 Steve Grogan (1975-90)
14 Steve Nelson (1974-86)

GAMES PLAYED
161 Raymond Clayborn (9-18-77 to 11-22-87)
152 Gino Cappelletti (9-9-60 to 12-6-70)

GAMES STARTED
147 Raymond Clayborn (9-3-78 to 11-22-87)
110 Ray Hamilton (9-16-73 to 10-26-80)

GAMES SCORING
101 John Smith (9-28-75 to 10-2-83)

GAMES SCORING TD
7 Curtis Martin (10-13-96 to 11-24-96)
6 Robert Edwards (9/7/98 to 10/19/98)
5 Curtis Martin (10-23-95 to 11-19-95)
Michael Timpson (12-26-93 to 9-18-94)
Horace Ivory (10-22-78 to 11-19-78)
Jimmy Colclough (11-11-62 to 12-9-62)

GAMES RUSHING TD
7 Curtis Martin (10-13-96 to 11-24-96)
6 Robert Edwards (9/7/98 to 10/19/98)
5 Curtis Martin (10-23-95 to 11-19-95)
Horace Ivory (10-22-78 to 11-19-78)
4 Jim Nance (11-27-66 to 12-18-66)
Tony Collins (9-21-81 to 10-11-81)

GAMES RECEIVING TD
5 Michael Timpson (12-26-93 to 9-18-94)
Jimmy Colclough (11-11-62 to 12-9-62)
4 Stanley Morgan (9-21-86 to 10-12-86)
Stanley Morgan (9-7-80 to 9-29-80)
Art Graham (12-11-66 to 9-17-67)

GAMES PASSING TD
14 Babe Parilli (12-3-61 to 9-8-63)
12 Drew Bledsoe (12-5-93 to 10-16-94)
11 Drew Bledsoe (12-21-96 to 11-16-97)
10 Babe Parilli (12-11-66 to 10-29-67)
Mike Taliaferro (9-28-69 to 11-30-69)
Tony Eason (11-24-85 to 10-5-86)

GAMES NONE INTERCEPTED
6 Tony Eason (9-7-86 to 10-26-86)
5 Drew Bledsoe (10-23-95 to 11-19-95)

PASSING ATTEMPTS NONE INTERCEPTED
179 Drew Bledsoe (10-23-95 to 11-26-95)
178 Tony Eason (12-22-85 to 10-26-86)
141 Tony Eason (12-18-83 to 10-14-84)

GAMES RECEPTIONS MADE
63 Ben Coates (12-27-92 to 12-15-96)
42 Jim Colclough (9-9-60 to 9-8-63)
28 Stanley Morgan (12-1-85 to 11-29-87)

RECEPTIONS MADE FOR TDs
3 Derrick Ramsey (11-18-84)
Harold Jackson (9-9-79)

GAMES INTERCEPTIONS MADE
4 Mike Haynes (11-7-76 to 11-28-76)
3 Ty Law (11-26-95 to 12-10-95)
Myron Guyton (11-12-96 to 11-26-95)

FGs MADE
14 Tony Franklin (10-26-86 to 11-23-86)
12 Matt Bahr (12-19-94 to 9-25-95)
9 Tony Franklin (12-16-84 to 10-6-85), (10-7-84to 11-4-84)

GAMES FG MADE
25 Adam Vinatieri (11-24-96 to 11-9-97)
17 Matt Bahr (12-18-94 to 12-16-95)
17 Tony Franklin (11-24-85 to 11-23-86)

PATs MADE
117 Adam Vinatieri (10-27-96 to 10-31-99)
105 Gino Cappelletti (12-8-63 to 12-18-66)
79 John Smith (11-18-79 to 10-4-81)

Team

MOST VICTORIES
8 Nov. 13, 1994 to Sept. 3, 1995
7 Oct. 19, 1986 to Nov. 30, 1986
Nov. 7, 1976 to Sept. 18, 1977
Sept. 24, 1978 to Nov. 5, 1978

MOST SHUTOUT VICTORIES
2 (vs. Miami), Dec. 12, 1982 and at Seattle Dec. 19, 1982

MOST VICTORIES AT HOME
10 Sept. 19, 1976 to Oct. 30, 1977

MOST VICTORIES ON ROAD
6 Oct. 19, 1986 to Dec. 22, 1986
Sept. 10, 1978 to Nov. 19, 1978

MOST LOSSES
14 Sept. 23, 1990 to Sept. 1, 1991
10 Dec. 22, 1991 to Nov. 8, 1992
9 Oct. 25, 1981 to Dec. 20, 1981
Oct. 8, 1972 to Dec. 3, 1972
Sept. 27, 1970 to Nov. 22, 1970

MOST LOSSES AT HOME
10 Dec, 3, 1989 to Sept. 22, 1991
6 Nov. 3, 1974 to Sept. 28, 1975
Oct. 15, 1972 to Sept. 23, 1973
Sept. 27, 1970 to Dec. 13, 1970

MOST LOSSES ON ROAD
8 Sept. 13, 1981 to Dec. 20, 1981
Dec. 6, 1970 to Dec. 12, 1971
Oct. 6, 1968 to Oct. 26, 1969

MOST GAMES SCORING
125 Dec. 28, 1975 to Nov. 13, 1983

MOST QUARTERS PATRIOTS SCORELESS
10 Nov. 22, 1992 (vs. NYJ, 2nd half) to Dec. 6, 1992 (vs. Indianapolis)

MOST SHUTOUT QUARTERS ALLOWED
8 Dec. 12, 1982 (vs. Miami) to Dec. 19, 1982 (at Seattle)

MOST QUARTERS NOT ALLOWING A TD
10 Dec. 5, 1982 (at Chicago, 2nd half) thru Dec. 19, 1982 (at Seattle) (Shutout victories vs. Miami 12-12-82 and at Seattle 12-19-82)

SERIES GAME PATRIOTS VICTORIES
11 Buffalo Bills, Jan. 2, 1983 to Dec. 20, 1987

SERIES GAME PATRIOTS LOSSES
9 New York Jets, Dec. 18, 1966 to Nov. 22, 1970

PATRIOTS LONGEST PLAYS

70+ RUSHING

	PLAYER	YARDS	OPP.	DATE
1.	Larry Garron	85t	vs. Buf.	10/22/61
2.	Carl Garrett	80t	vs. Mia.	11/9/69
3.	Robert Weathers	77t	vs. Balt.	9/4/83
	Ron Burton	77t	at Den.	10/23/60
5.	Sam Cunningham	75t	at Buff.	10/20/74
6.	Craig James	73t	vs. St. Louis	12/2/84

70+ PUNT RETURNS

	PLAYER	YARDS	OPP.	DATE
1.	Mike Haynes	89t	vs. Buff.	11/7/76
2.	Irving Fryar	85t	at Buff.	9/22/85
3.	Stanley Morgan	80t	vs. Balt.	11/18/79
4.	Irving Fryar	77t	vs. Indy	11/10/85
5.	Roland James	75t	vs. NYJ	11/2/80

80+ PASS PLAYS

	PLAYER	YARDS	OPP.	DATE
1.	T. Eason to C. James	90t	at Chi.	9/15/85
2.	J. Plunkett to R. Vataha	88t	at Balt.	12/19/71
3.	T. Sherman to J. Whalen	87t	at NYJ	10/27/68
4.	**O.Bledsoe to T.Glenn**	**86t**	**at Pitt.**	**12/6/98**
5.	D.Bledsoe to B.Coates	84t	vs. Mia.	11/3/96

80+ INTERCEPTION RETURNS

	PLAYER	YARDS	OPP.	DATE
1.	Jimmy Hitchcock	100t	vs. Mia.	11/23/97
2.	Rick Sanford	99t	at Chi.	12/5/82
3.	Bob Suci	98t	vs. Hou.	11/1/63
4.	Ron Hall	87t	at Den.	9/18/66
5.	Raymond Clayborn	85t	at Clev.	10/7/84
6.	Fred Marion	83t	at Sea.	11/17/85
7.	Chris Singleton	82t	at Indy	11/15/92

90+ KICKOFF RETURNS

	PLAYER	YARDS	OPP.	DATE
1.	Raymond Clayborn	101t	at Balt.	12/18/77
2.	Raymond Clayborn	100t	at NYJ	10/2/77
	Jon Vaughn	100t	at Cin.	12/20/92
3.	Allan Carter	99t	at Balt.	12/21/75
	Jon Vaughn	99t	at Pho.	9/29/91
5.	Ricky Smith	98t	vs. NYJ	9/19/82
	Horace Ivory	98t	at Balt.	10/19/80
7.	**Kevin Faulk**	**95**	**vs. NYJ**	**11/15/99**
	Sammy Martin	95t	at Indy	11/27/88
	Larry Garron	95t	at Buff.	11/3/62
9.	Mack Herron	92t	vs. S.D.	12/2/73
10.	Ron Burton	91t	vs. Dallas	11/3/61

70+ PUNTS

	PLAYER	YARDS	OPP.	DATE
1.	Shawn McCarthy	93	at Buff.	11/3/91
2.	Luke Prestridge	89	vs. Mia.	10/21/84
3.	Bob Scarpito	87	at Den.	9/29/68
4.	Luke Prestridge	82	vs. NYJ	10/28/84
5.	Rich Camarillo	76	vs. NYJ	9/19/82
6.	Rich Camarillo	75	at Chi.	9/15/85
	Rich Camarillo	75	at Oak.	11/1/81
8.	Jeff Feagles	74	vs. Indy	10/2/88
9.	Rich Camarillo	73	vs. Miami	9/13/87

50+ Field Goals

	PLAYER	YAROS	OPP.	DATE
1.	**Adam Vinatieri**	**55**	**at St.L**	**12/13/98**
	Matt Bahr	55	at Mia.	11/12/95
2.	Jason Staurovsky	53	vs. Sea.	10/7/90
	Gino Cappelletti	53	at NYJ	11/28/65
4.	**Adam Vinatieri**	**52**	**at Indy**	**9/13/98**
	Adam Vinatieri	**52**	**vs. Buff.**	**10/12/97**
6.	**Adam Vinatieri**	**51**	**vs. Balt.**	**1/2/00**
	Charlie Gogolak	51	at Mia.	1017/71
	Gino Cappelletti	51	vs. Den.	11/20/64
8.	**Adam Vinatieri**	**50**	**at Balt.**	**10/6/96**
	Teddy Garcia	50	at Minn.	9/11/88
	Tony Franklin	50	vs. LA Raid.	11/1/87
	Tony Franklin	50	vs. Det.	12/8/85
	Tony Franklin	50	at T.B.	10/27/85
	John Smith	50	vs. K.C.	10/4/81

OPPONENTS LONGEST PLAYS

70+ RUSHING

	PLAYER	YARDS	OPP.	DATE
1.	Jack Larschied	87t	at Oak.	10/16/60
2.	Thurman Thomas	80t	at Buff.	11/18/90
	O.J. Simpson	80t	vs Buff.	9/16/73
4.	Tony Dorsett	75t	vs Dal.	9/21/81
5.	Wayne Patrick	72	at Buff.	10/11/69

60+ PUNT RETURNS

	PLAYER	YARDS	OPP.	DATE
1.	Andre Hastings	76	at N.O.	10/4/98
	Goldie Sellers	76t	at K.C.	11/17/68
	Eugene Mingo	76t	vs Den.	9/9/60
4.	Mike Nelms	75t	at Wash.	10/25/81
	Nesby Glasglow	75t	vs. Balt.	11/187/9

80+ PASS PLAYS

	PLAYER	YARDS	OPP.	DATE
1.	George Shaw to Jerry Tarr	97t	vs Den.	9/21/62
2.	Len Dawson to Frank Pitts	90t	at K.C.	11/17/68
3.	Ken O'Brien to Wesley Walker	88t	at NYJ	11/24/85
4.	Steve DeBerg to S. Paige	86t	vs. K.C.	12/2/90
	Clyde Grosscup to Don Maynard	86t	NY Titans	10/6/62
6.	John Hadl to Lance Alworth	85t	vs S.D.	10/17/65
7.	Scott Hunter to Leonard Thompson	82	vs. Det.	10/7/79

70+ INTERCEPTION RETURNS

	PLAYER	YARDS	OPP.	DATE
1.	Dick Anderson	94t	vs Mia.	11/24/68
2.	Ray Buchanan	90t	vs Indy	12/11/94
3.	Al Harris	84	at Phil.	12/19/99
4.	Leroy Irvin	80	vs LARams	11/16/80
5.	Levi Johnson	76	at Det.	10/10/76
6.	Dave Washington	72t	vs Buff.	11/3/74
7.	LeRoy Moore	70	vs. Den.	11/20/64

90+ KICKOFF RETURNS

	PLAYER	YARDS	OPP.	DATE
1.	Charlie Warner	102t	vs Buff.	11/7/65
2.	Mercury Morris	96t	at Mia.	12/6/70
3.	Mercury Morris	94t	vs Mia.	12/5/71
4.	Ode Burrell	93t	at Hou.	11/29/64
	Elbert Dubenion	93t	at Buff.	11/3/62
6.	Reggie Barrow	92t	at Jack.	12/7/97
7.	Joe Washington	90t	vs. Balt.	9/18/78
	Wallace Francis	90t	at Buff.	12/9/73
	Al Frazier	90t	at Den.	12/3/61

70+ PUNTS

	PLAYER	YARDS	OPP.	DATE
1.	Bob Parsons	81	at Chi.	11/5/82
2.	Joe Prokop	76	vs NYJ	11/5/89
3.	James Fraser	75	at Den.	11/11/62
4.	Reggie Roby	73	vs Mia.	10/5/86
5.	Mark Horan	71	vs Den.	10/27/91
6.	Lee Johnson	70	at Cin.	9/23/90
	Bryan Wagner	70	vs Chi.	10/30/88

50+ FIELD GOALS

	PLAYER	YDS	OPP	DATE
1.	Morten Anderson	54	at Atl.	10/1/95
	Norm Johnson	54	at Atl.	11/29/92
	Dean Biasucci	54	vs Indy	11/11/90
4.	Olindo Mare	53	vs. Miami	10/17/99
	Jason Elam	53	at Den.	9/7/98
	Pat Leahy	53	vs. NYJ	10/20/85
	Uwe von Schamann	53	vs Mia.	10/21/79
8.	Pat Leahy	52	vs. NYJ	10/20/85
	Raul Allegre	52	vs. Balt.	9/4/83
	Raul Allegre	52	at Balt.	10/9/83
	Uwe von Schamann	52	vs Mia.	11/13/82
	Chris Bahr	52	at Cin.	10/15/78
13.	Jason Elam	51	vs. Den.	10/8/95
	Steve Christie	51	at Buff.	11/11/95
	Tony Franklin	51	vs Mia.	11/6/88
	Chris Bahr	51	at Oak.	11/1/81
17.	50 Yards Accomplished Eight Times; Most Recent:			
	Olindo Mare	50	at Mia.	12/22/97

100+ YARD RUSHING GAMES

#	YDS	NO	NAME	DATE	OPPONENTS
1	212	23	Tony Collins	9/18/83	NY Jets
2	208	38	Jim Nance	10/30/66	Oakland
3	199	40	Curtis Martin	9/14/97	NY Jets
4	196	24	Robert Edwards	12/13/98	at St. Louis
5	185	34	Jim Nance	9/24/67	at Buffalo
6	177	25	Don Calhoun	11/28/76	Denver
7	177	22	Don Calhoun	12/5/76	N.O.
8	166	35	Curtis Martin	11/5/96	at NY Jets
9	166	19	Curtis Martin	1/5/97	Pittsburgh*
10	164	24	Jim Nance	12/17/67	at Miami
11	164	17	Curtis Martin	10/13/96	Washington
12	161	32	Tony Collins	11/28/82	Houston
13	148	31	Curtis Martin	12/10/96	NY Jets
14	148	27	Curtis Martin	11/26/96	at Buffalo
15	147	27	Leonard Russell	11/28/93	NY Jets
16	147	23	Tony Collins	10/23/83	at Buffalo
17	146	35	Michael LeBlanc	10/11/87	Buffalo
18	146	17	Jim Nance	12/11/66	at Houston
19	143	17	Don Calhoun	9/10/78	St. Louis
20	142	30	Curtis Martin	11/12/96	at Miami
21	142	25	Craig James	12/22/85	Cincinnati
22	141	35	Curtis Martin	11/24/96	Indy
23	141	25	Sam Cunningham	10/7/76	Buffalo
24	141	25	Sam Cunningham	10/16/77	at S.D.
25	141	24	Don Calhoun	11/14/76	at Baltimore
26	140	13	Larry Garron	10/26/62	Oakland
27	138	30	Craig James	12/16/84	Indy
28	138	26	Leonard Russell	12/26/93	Indy
29	137	21	Tony Collins	9/12/82	at Baltimore
30	134	25	John Stephens	10/23/88	at Buffalo
31	133	23	Jim Nance	11/27/66	at Miami
32	130	17	John Stephens	12/17/88	at Denver
33	129	22	Sam Cunningham	10/27/74	at Minnesota
34	128	21	Mosi Tatupu	12/4/83	N.O.
35	128	16	Horace Ivory	11/5/78	at Buffalo
36	127	36	Curtis Martin	10/23/96	Buffalo
37	127	29	Jim Nance	10/8/67	S.D.
38	127	21	Carl Garrett	11/28/71	at Buffalo
39	127	16	Ron Burton	10/23/60	at Denver
40	127	14	Andy Johnson	12/12/76	at Tampa
41	126	27	Terry Allen	12/26/99	Buffalo
42	126	24	Jim Nance	9/18/66	at Denver
43	126	23	John Stephens	11/19/89	Buffalo
44	125	24	Jim Nance	11/16/69	at Cincinnati
45	125	11	Sam Cunningham	10/20/74	at Buffalo
46	124	35	John Stephens	10/30/88	Chicago
47	124	27	John Stephens	12/3/89	Indy
48	124	18	Andy Johnson	10/19/75	Baltimore
49	123	30	Scott Lockwood	12/27/92	Miami
50	121	31	John Stephens	12/4/88	Seattle
51	121	25	Curtis Martin	9/7/97	at Indy
52	121	12	J.D. Garrett	10/4/64	at Denver
53	120	20	Craig James	11/4/84	at Denver
54	120	20	Curtis Martin	12/16/96	at Pittsburgh
55	119	23	Craig James	11/3/85	Miami
56	119	13	Mack Herron	10/12/75	at Cincinnati
57	118	22	Sam Cunningham	10/24/76	at Buffalo
58	118	17	Ron Burton	9/16/62	Houston
59	116	28	Leonard Russell	10/10/93	at Phoenix
60	116	12	Horace Ivory	11/18/79	Baltimore
61	116	10	Larry Garron	10/22/61	Buffalo
62	115	26	Craig James	12/8/85	Detroit
63	113	21	Sam Cunningham	11/17/74	NY Jets
64	113	20	Jim Nance	10/15/67	Miami
65	113	16	Don Calhoun	12/21/80	at N.O.
66	113	15	Horace Ivory	10/22/78	Miami
67	112	31	Curtis Martin	12/3/96	N.O.
68	112	26	Leonard Russell	12/15/91	at N.Y. Jets
69	112	19	Craig James	11/22/84	at Dallas
70	111	19	Jim Nance	12/8/68	at Miami
71	111	15	Carl Garrett	10/10/71	NY Jets
72	110	20	Jon Vaugn	11/22/92	NY Jets
73	109	27	Andy Johnson	9/18/78	Baltimore
74	109	24	Jim Nance	12/4/66	Buffalo
75	109	22	Don Calhoun	11/21/76	at NY Jets
76	109	18	Jim Nance	11/26/67	at Houston
77	109	17	Jim Nance	11/9/69	Miami
78	108	26	Jim Nance	11/5/67	Houston
79	108	25	Jim Nance	10/23/66	S.D.
80	108	23	Josh Ashton	10/1/72	Washington
81	108	14	Craig James	11/24/85	at NY Jets
82	107	22	Jim Nance	11/20/66	at K.C.
83	107	20	Tony Collins	9/16/84	Seattle
84	107	17	Larry Garron	12/8/63	at Houston
85	106	27	Leonard Russell	11/3/91	at Buffalo
86	106	21	Sam Cunningham	9/19/76	Miami
87	106	19	Don Calhoun	11/23/80	Baltimore
88	106	17	Terry Allen	10/24/99	Denver
89	105	23	Sam Cunningham	9/18/77	K.C.
90	105	22	Craig James	1/12/86	at Miami*
91	105	11	Dick Christy	11/11/60	NY Titans
92	104	25	John Stephens	11/6/88	Miami
93	104	23	Robert Edwards	10/19/98	NY Jets
94	104	23	Craig James	1/5/86	at LA Raid.*
95	104	22	Robert Edwards	10/11/98	K.C.
96	104	22	Jim Nance	11/13/66	Houston
97	104	21	Curtis Martin	11/2/97	at Minnesota
98	103	32	Tony Collins	12/19/82	at Seattle
99	103	24	Curtis Martin	12/23/96	at Indy
100	103	22	Tony Collins	10/25/81	at Washington
101	103	21	Andy Johnson	10/26/75	S.F.
102	103	15	Don Calhoun	12/7/75	NY Jets
103	103	7	Steve Grogan	10/18/76	NY Jets
104	102	19	Curtis Martin	9/3/95	Cleveland
105	101	31	Sam Cunningham	10/9/77	Seattle
106	101	24	Robert Edwards	12/20/98	San Fran.
107	101	21	Sam Cunningham	10/3/76	Oakland
108	100	22	Mark van Eeghen	12/19/82	at Seattle
109	100	21	Tony Collins	11/6/83	Buffalo
110	100	19	Sam Cunningham	11/23/75	at Buffalo
111	100	17	Vagas Ferguson	11/23/80	Baltimore
112	100	6	Robert Weathers	9/4/83	Batlimore

* = playoff

Accomplished 112 Times: 17 Nance; 15 Martin, C.; 11 Cunningham; 9 James; 8 Calhoun, Collins; 7 Stephens; 5 Russell; 4 Edwards, Johnson; 3 Garron, Ivory; 2 Allen, Burton, C. Garrett; 1 Ashton, Christy, Ferguson, J.D. Garrett, Grogan, Herron, LeBlanc,Lockwood, Tatupu, van Eeghen, Vaughn, R. Weathers.

100+ YARD RECEIVING GAMES

#	YDS	REC	NAME	DATE	OPPONENTS
1	214	13	Terry Glenn	10/3/99	at Cleveland
2	193	9	Terry Glenn	12/6/98	at Pittsburgh
3	182	5	Stanley Morgan	11/8/81	Miami
4	170	5	Stanley Morgan	11/26/78	at Indy
5	167	8	Art Graham	11/6/64	Houston
6	165	8	Irving Fryar	10/4/92	at NY Jets
7	163	7	Terry Glenn	10/27/97	Green Bay
8	162	7	Stanley Morgan	10/12/86	NY Jets
9	161	9	Vincent Brisby	10/1/95	at Atlanta
10	161	9	Irving Fryar	10/20/91	Minnesota
11	161	8	Ben Coates	9/4/94	at Miami
12	161	7	Stanley Morgan	9/21/86	Seattle
13	158	5	Stanley Morgan	11/4/79	at Buffalo
14	158	3	Ron Sellers	12/14/69	at Houston
15	156	6	Art Graham	10/5/63	at NY Jets
16	151	5	Stanley Morgan	10/28/79	at Baltimore
17	150	7	Michael Timpson	12/22/92	at Cincinnati
18	149	10	Tony Romeo	11/17/63	K.C.
19	149	6	Randy Vataha	12/7/75	NY Jets
20	148	9	Terry Glenn	12/12/99	at Indy
21	148	8	Cedric Jones	9/10/89	at NY Jets
22	148	8	Stanley Morgan	12/22/86	at Miami
23	147	7	Gino Cappelletti	10/31/64	at NY Jets
24	147	5	Harold Jackson	12/16/79	Minnesota
25	146	6	Stanley Morgan	11/1/87	LA Raid.
26	146	5	Gino Cappelletti	12/18/65	Houston
27	143	8	Irving Fryar	11/17/91	NY Jets
28	142	4	Stanley Morgan	11/30/80	at S.F.
29	142	4	Jim Colcolugh	10/6/62	NY Titans
30	141	7	Stanley Morgan	1/2/83	Buffalo
31	141	3	Stanley Morgan	11/22/81	at Buffalo
32	140	6	Stanley Morgan	10/6/85	at Cleveland
33	140	4	Aaron Marsh	9/22/68	NY Jets
34	139	7	Don Hasselbeck	10/11/81	at NY Jets
35	139	6	Russ Francis	9/26/76	at Pittsburgh
36	137	9	Jim Colclough	11/17/63	K.C.
37	136	9	Stanley Morgan	10/9/83	at Indy
38	135	5	Ben Coates	11/3/96	Miami
39	134	11	Art Graham	11/20/66	at K.C.
40	134	6	Irving Fryar	11/24/91	Buffalo
41	134	6	Jim Colclough	12/20/64	Buffalo
42	134	6	Jim Whalen	10/15/67	Miami
43	132	6	Irving Fryar	10/13/85	Buffalo
44	131	6	Shawn Jefferson	11/23/98	Miami
45	131	6	Gino Cappelletti	10/13/61	Houston
46	130	10	Hart Lee Dykes	12/17/89	at Pittsburgh
47	130	7	Stanley Morgan	12/5/82	at Chicago
48	129	7	Randy Vataha	12/5/71	Miami
49	129	6	Stanley Morgan	12/9/79	at NY Jets
50	127	6	Harold Jackson	10/19/80	at Baltimore
51	127	6	Cedric Jones	11/5/89	NY Jets
52	127	4	Stanley Morgan	12/26/82	at Pittsburgh
53	127	3	Jim Colcough	11/30/62	NY Titians
54	126	5	Harold Jackson	9/27/81	at Pittsburgh
55	126	5	Russ Francis	9/24/78	at Oakland
56	126	3	Irving Fryar	10/12/86	NY Jets
57	125	10	Michael Timpson	9/18/94	at Cincinnati
58	125	7	Russ Francis	11/23/75	at Buffalo
59	125	6	Stanley Morgan	10/5/86	Miami
60	125	5	Troy Brown	10/19/97	at NY Jets
61	125	3	Stanley Morgan	9/18/78	Baltimore
62	124	9	Ben Coates	9/11/94	Buffalo
63	124	8	Terry Glenn	12/21/96	at NY Giants
64	124	7	Harold Jackson	9/3/78	Washington
65	124	6	Troy Brown	9/21/97	Chicago
66	124	5	Stanley Morgan	11/29/79	at Miami
67	124	5	Dick Christy	11/4/60	Oakland
68	124	4	Ron Sellers	11/2/69	Houston
69	123	9	Ben Coates	10/9/94	LA Raid.
70	123	7	Jim Colcough	9/16/61	Denver
71	123	5	Jim Colcough	11/11/62	at Denver
72	123	5	Joe Johnson	11/25/60	Houston
73	122	8	Stanley Morgan	11/4/84	at Denver
74	122	7	Terry Glenn	9/19/99	Indy
75	122	5	Stanley Morgan	11/28/82	Houston
76	122	4	Jim Whalen	12/17/67	at Miami
77	122	3	Irving Fryar	10/30/88	Chicago
78	121	8	Darryl Stingley	10/30/77	NY Jets
79	121	8	Stanley Morgan	12/14/86	S.F.
80	121	4	Stanley Morgan	12/22/85	Cincinnati
81	121	4	Tony Romeo	9/21/62	Denver
82	121	3	Harold Jackson	9/9/79	NY Jets
83	120	7	Stanley Morgan	11/10/85	Indy
84	120	4	Larry Garron*	12/28/63	at Buffalo
85	119	12	Ben Coates	11/27/94	at Indy
86	119	8	Greg McMurtry	12/8/91	Indy
87	118	7	Stanley Morgan	11/16/86	at LA Rams
88	118	6	Vincent Brisby	11/12/95	at Miami
89	118	5	Harold Jackson	10/29/78	N.Y. Jets
90	118	4	Stanley Morgan	10/4/81	K.C.
91	118	3	Gino Cappelletti	11/13/66	Houston
92	117	6	Eric Sievers	12/10/89	at Miami
93	117	6	Vincent Brisby	10/2/94	Green Bay
94	116	9	Art Graham	9/9/67	at San Diego
95	116	7	Stanley Morgan	9/7/86	Indy
96	116	4	Shawn Jefferson	10/25/98	at Miami
97	116	4	Darryl Stingley	10/23/77	Baltimore
98	115	6	Vincent Brisby	12/24/94	at Chicago
99	115	4	Irving Fryar	11/4/90	at Phil.
100	114	4	Jim Colclough	11/7/65	Buffalo
101	114	3	Stanley Morgan	10/21/84	Miami
102	113	10	Michael Timpson	11/13/94	Minnesota
103	113	7	Terry Glenn	9/12/99	at NY Jets
104	113	6	Larry Garron	12/11/66	at Houston
105	113	3	Shawn Jefferson	10/31/99	at Arizona
106	113	2	Jim Whalen	10/27/68	at NY Jets
107	112	10	Terry Glenn	11/3/96	at Miami
108	112	8	Will Moore	9/10/95	Miami
109	112	5	Don Hasselbeck	10/25/81	at Washington
110	112	3	Jim Colclough	12/17/67	at Miami
111	111	8	Gino Cappelletti	12/18/66	at NY Jets
112	111	6	Don Hasselbeck	9/6/81	Baltimore
113	110	6	Irving Fryar	9/21/86	Seattle
114	110	6	Jim Colclough	10/18/63	Denver
115	109	10	Ben Coates	11/1/98	at Indy
116	109	6	Tony Collins	10/27/85	Buffalo
117	109	4	Gino Cappelletti*	12/28/63	at Buffalo
118	109	4	Tony Simmons	11/1/98	at Indy
119	109	3	Jim Whalen	10/25/65	at Oakland
120	108	8	Ben Coates	9/18/94	at Cincinnati
121	108	8	Hart Lee Dykes	12/24/89	LA Rams
122	108	6	Ben Coates	10/31/93	at Indy
123	108	6	Billy Lott	10/22/61	Buffalo
124	108	5	Reggie Rucker	11/18/73	Green Bay
125	108	5	Ron Sellers	10/4/70	Baltimore
126	108	4	Shawn Jefferson	11/2/97	at Minnesota
127	108	2	Stanley Morgan	9/21/80	at Seattle
128	108	2	Stephen Starring	9/25/83	at Pittsburgh
129	107	7	Randy Vataha	10/24/71	at Dallas
130	107	7	Tony Simmons	10/10/99	at K.C.
131	107	6	Irving Fryar	11/1/87	LA Raid.
132	107	5	Stanley Morgan	12/7/86	Cincinnati
133	106	9	Ben Coates	9/3/95	Cleveland
134	106	4	Harold Jackson	10/1/78	San Diego
135	106	2	Larry Garron	10/23/66	San Diego
136	105	5	Harold Jackson	11/29/79	at Miami
137	105	5	Hart Lee Dykes	11/12/89	N.O.
138	105	5	Troy Brown	12/19/99	at Phil.
139	105	4	Terry Glenn	10/4/98	at N.O.
140	105	3	Stephen Starring	9/2/84	at Buffalo
141	104	9	Shawn Jefferson*	1/3/98	at Pittsburgh
142	104	8	Terry Glenn	11/29/98	Buffalo
143	104	8	Stanley Morgan	9/11/86	at NY Jets
144	104	8	Derrick Ramsey	11/18/84	Indy
145	104	3	Art Graham	11/29/64	at Houston
146	104	3	Stanley Morgan	10/8/78	Phil.

100+ YARD RECEIVING GAMES

#	YDS	REC	NAME	DATE	OPPONENTS
147	103	7	Gino Cappelletti	11/3/62	at Buffalo
148	103	7	Reggie Rucker	10/8/72	at Buffalo
149	103	6	Andy Johnson	12/21/75	at Baltimore
150	103	5	Hart Lee Dykes	10/7/90	Seattle
151	102	7	Stanley Morgan	10/25/87	at Indy
152	102	5	Irving Fryar	10/22/89	at S.F.
153	102	5	Ron Sellers	10/25/70	at Baltimore
154	102	5	Stanley Morgan	11/22/87	Indy
155	102	5	Stephen Starring	9/7/86	Indy
156	102	4	Terry Glenn	9/20/98	Tennessee
157	102	3	Ron Sellers	12/7/69	at San Diego
158	102	3	Stanley Morgan	10/14/84	Cincinnati
159	102	3	Stanley Morgan	9/7/80	Cleveland
160	102	3	Stanley Morgan	9/9/79	NY Jets
161	101	8	Russ Francis*	12/31/78	Houston
162	101	6	Vincent Brisby	11/26/95	at Buffalo
163	101	6	Gino Cappelletti	10/9/64	San Diego
164	101	6	Irving Fryar	9/20/92	Seattle
165	101	5	Stanley Morgan	12/9/84	at Phil.
166	101	5	Michael Timpson	9/11/94	Buffalo
167	101	5	Ron Sellers	11/23/69	Buffalo
168	100	11	Tony Collins	11/29/87	Phil.
169	100	6	Bob Adams	12/9/73	at Buffalo
170	100	4	Randy Vataha	12/19/71	at Baltimore
171	100	3	Stanley Morgan	1/4/87	at Denver*
172	100	3	Don Calhoun	12/14/75	Buffalo

*=playoff

Accomplished 172 times: 39 times Stanley Morgan; 12 Irving Fryar; 11 Terry Glenn; 9 Ben Coates, Jim Colclough; 8 Gino Cappelletti, Harold Jackson; 6 Ron Sellers; 5 Vincent Brisby, Art Graham, Shawn Jefferson; 4 Hart Lee Dykes, Russ Francis, Michael Timpson, Jim Whalen, Randy Vataha; 3 Troy Brown, Don Hasselbeck, Stephen Starring; 2 Tony Collins, Cedric Jones, Larry Garron, Tony Romero, Reggie Rucker, Tony Simmons, Darryl Stingley; 1 Bob Adams, Don Calhoun, Dick Christy, Larry Garron, Andy Johnson, Joe Johnson, Billy Lott, Aaron Marsh, Greg McMurtry, Will Moore, Derrick Ramsey, Eric Sievers.

300+ YARD PASSING GAMES

#	YDS.	NAME	DATE	OPPONENTS	ATT	COMP	TDS	INTS	QB RATING
1	426	Drew Bledsoe	11/13/94	Minnesota	70	45	3	0	95.3
2	423	Drew Bledsoe	11/23/98	Miami	54	28	2	2	74.8
3	421	Drew Bledsoe	9/4/94	at Miami	51	32	4	2	98.6
4	419	Drew Bledsoe	11/3/96	Miami	41	30	3	2	109.7
5	414	Tony Eason	9/21/86	Seattle	45	26	3	0	110.8
6	402	Tom Ramsey	11/29/87	Philadelphia	53	34	3	2	90.3
7	401	Steve Grogan	10/12/86	NY Jets	42	23	3	0	111.3
8	400	Babe Parilli	10/16/64	Oakland	47	25	4	4	74.8
9	393	Drew Bledsoe	10/3/99	at Cleveland	43	29	1	0	104.1
10	380	Drew Bledsoe	9/11/94	Buffalo	42	26	3	2	95.3
11	379	Babe Parilli	12/17/66	at NY Jets	38	21	3	2	94.1
12	379	Drew Bledsoe	12/12/99	at Indianapolis	44	31	1	1	94.8
13	375	Tony Eason	11/16/86	at LA Rams	52	36	2	2	86.6
14	374	Steve Grogan	11/10/80	at Houston	39	25	3	2	99.7
15	373	Drew Bledsoe	10/27/96	Buffalo	45	32	1	0	103.3
16	372	Hugh Millen	11/17/91	NY Jets	43	30	1	1	94.3
17	365	Drew Bledsoe	9/18/94	at Cincinnati	50	30	1	2	72.5
18	365	Steve Grogan	11/23/75	at Buffalo	46	25	2	3	67.8
19	355	Steve Grogan	11/8/81	Miami	40	23	1	4	53.6
20	354	Babe Parilli	11/17/63	Kansas City	45	25	1	1	79.3
21	350	Steve Grogan	11/29/79	at Miami	39	21	3	2	88.6
22	350	Steve Grogan	11/4/79	at Buffalo	35	19	3	1	105.7
23	348	Jim Plunkett	11/18/73	Green Bay	32	18	2	1	102.1
24	341	Tony Eason	9/17/89	Miami	49	25	1	1	71.9
25	340	Drew Bledsoe	8/31/97	San Diego	39	26	4	0	128.2
26	340	Drew Bledsoe	9/12/99	at NY Jets	30	21	1	1	104.9
27	336	Drew Bledsoe	12/16/96	at Pittsburgh	60	39	3	1	89.3
28	334	Drew Bledsoe	10/2/94	Green Bay	53	29	2	1	78.7
29	334	Drew Bledsoe	10/10/99	at Kansas City	45	23	2	2	71.9
30	333	Babe Parilli	11/29/64	at Houston	36	20	3	1	103.1
31	331	Babe Parilli	10/18/63	Denver	31	21	2	0	124.5
32	331	Drew Bledsoe	12/19/99	at Philadelphia	49	23	0	4	35.3
33	330	Hugh Millen	12/8/91	Indianapolis	40	21	2	2	76.0
34	330	Steve Grogan	10/11/81	at NY Jets	30	19	1	2	84.0
35	329	Drew Bledsoe	1/2/94	Miami	43	27	4	1	107.6
36	327	Drew Bledsoe	12/6/98	at Pittsburgh	34	21	1	3	66.7
37	326	Hugh Millen	10/20/91	Minnesota	32	22	1	1	99.2
38	325	Matt Cavanaugh	9/27/81	at Pittsburgh	42	22	1	1	76.0
39	321	Drew Bledsoe	10/9/94	L.A. Raiders	55	23	2	3	50.6
40	317	Drew Bledsoe	10/4/98	at New Orleans	35	21	1	3	63.6
41	317	Steve Grogan	10/28/79	at Baltimore	36	15	2	1	80.4
42	315	Steve Grogan	9/9/79	NY Jets	18	13	5	0	227.8
43	313	Drew Bledsoe	11/2/97	at Minnesota	42	27	2	1	92.7
44	313	Steve Grogan	12/24/89	LA Rams	46	25	1	2	64.9
45	313	Tony Eason	11/4/84	at Denver	38	21	1	1	80.3
46	313	Tony Eason	10/21/84	Miami	29	19	3	0	136.1
47	310	Drew Bledsoe	10/6/96	at Baltimore	39	25	4	0	122.8
48	306	Drew Bledsoe	11/1/98	at Indianapolis	35	22	2	1	98.0
49	306	Steve Grogan	10/25/81	at Washington	30	17	0	2	64.0
50	304	Tom Yewcic	10/5/63	at NY Jets	38	18	3	4	57.3
51	304	Tony Eason	10/6/85	at Cleveland	28	20	1	1	103.9
52	302	Drew Bledsoe	9/3/96	Cleveland	47	30	0	0	82.0
53	301	Drew Bledsoe	9/21/97	Chicago	37	24	2	1	96.8
54	301	Drew Bledsoe	12/21/97	at NY Giants	47	31	2	2	80.2

Accomplished 49 times: 16 Bledsoe; 11 Grogan; 6 Eason; 5 Parilli; 3 Millen; 1 Cavanaugh, Plunkett, Ramsey, Yewcic.

MULTIPLE SACK PERFORMANCES

SACKS	PLAYER	POS	DATE	OPPONENT
4.0	Mike Hawkins	LB	09/09/79	N.Y. Jets
4.0	Tony McGee	DE	11/16/78	at Baltimore
4.0	Julius Adams	DE	12/04/77	at Atlanta
3.5	Chris Slade	LB	11/20/94	San Diego
3.5	Andre Tippett	LB	10/26/86	at Buffalo
3.0	Henry Thomas	DT	12/13/98	at St. Louis
3.0	Chad Eaton	DT	12/6/98	at Pittsburgh
3.0	Chris Slade	LB	9/14/97	N.Y. Jets
3.0	Chris Slade	LB	09/12/93	Detroit
3.0	Andre Tippett	LB	11/22/87	Indy
3.0	Andre Tippett	LB	11/15/87	Dallas
3.0	Andre Tippett	LB	10/18/87	at Houston
3.0	Don Blackmon	LB	09/07/86	Indy
3.0*	Garin Veris	DE	12/28/85	at N.Y. Jets
3.0	Julius Adams	DE	11/24/85	at N.Y. Jets
3.0	Andre Tippett	LB	11/10/85	Indy
3.0	Andre Tippett	LB	10/20/85	N.Y. Jets
3.0	Don Blackmon	LB	09/08/85	Green Bay
3.0	Andre Tippett	LB	09/08/85	Green Bay
3.0	Toby Williams	DE	11/18/84	at Indy
3.0	John Lee	LB	11/29/81	St. Louis
3.0	Richard Bishop	NT	11/02/80	N.Y. Jets
3.0	Ray Hamilton	DE	10/13/80	Miami
3.0	Ray Hamilton	DE	11/28/76	Denver
3.0	Tony McGee	DE	11/28/76	Denver
3.0	Pete Barnes	LB	11/14/76	at Baltimore
3.0	Connell Smith	DE	10/06/74	Baltimore
3.0	Ed Philpott	LB	09/29/68	Denver
3.0	Houston Antwine	DT	09/08/68	at Buffalo
3.0	Jim Lee Hunt	DT	12/04/66	Buffalo
3.0	Jack Rudolph	LB	09/16/60	at N.Y. Jets
2.5	Chris Slade	LB	10/02/94	Green Bay
2.5	Andre Tippett	LB	09/08/91	Cleveland
2.5	Garin Veris	DE	11/02/86	Atlanta
2.5	Andre Tippett	LB	09/02/84	at Buffalo
2.5	Tony McGee	DE	12/14/80	Buffalo
2.5	Tony McGee	DE	11/04/79	at Buffalo
2.5	Larry Eisenhauer	DE	11/13/66	Houston
2.5	Jim Lee Hunt	DT	09/18/66	at Denver
2.5	Larry Eisenhauer	DE	12/18/65	Houston

*=playoff

OPPONENT 300+ YARD PASSING GAMES

#	YDS	PLAYER	DATE	OPPONENTS	ATT	COMP	TDS	INTS	QB RATINGS
1	473	Dan Marino	9/4/94	at Miami	42	23	5	1	124.4
2	457	Jackey Lee	10/13/61	Houston	41	27	2	2	99.3
3	432	Mark Brunell	9/22/96	Jacksonville	39	23	3	1	112.3
4	389	Dan Marino	11/23/97	Miami	60	38	0	3	61.0
5	386	Ken O'Brien	11/5/89	New York	29	22	2	0	143.8
6	386	George Blanda	9/16/62	Houston	36	20	3	4	74.5
7	362	Joe Namath	11/5/67	at New York	43	22	2	2	75.9
8	359	Dan Marino	11/6/88	Miami	51	29	1	2	69.0
9	357	Dan Fouts	10/16/83	San Diego	37	25	1	1	96.3
10	356	Jim Kelly	11/19/89	Buffalo	41	21	1	2	68.8
11	353	Vinny Testaverde	10/6/96	at Baltimore	45	29	3	1	101.4
12	349	Warren Moon	11/13/94	Minnesota	42	26	1	0	96.2
13	340	Bert Jones	12/18/77	at Baltimore	30	19	3	0	135.4
14	339	Doug Flutie	11/29/98	Buffalo	39	21	2	0	100.3
15	338	Joe Namath	10/2/66	New York	56	28	2	3	58.5
16	337	Cotton Davidson	10/16/64	Oakland	34	16	4	1	109.6
17	333	Dan Marino	11/12/95	at Miami	37	27	2	2	95.9
18	333	Boomer Esiason	12/22/91	at Cincinnati	40	20	3	0	103.4
19	333	Lin Dawson	11/17/68	at Kansas City	31	17	3	3	84.5
20	331	Steve DeBerg	12/2/90	Kansas City	21	15	2	0	159.0
21	331	Jackey Lee	11/25/60	Houston	38	21	1	0	93.2
22	330	Jeff George	11/15/92	at Indianapolis	35	18	2	3	67.6
23	329	Dan Fouts	11/9/75	at San Diego	42	25	1	2	72.4
24	328	Jim Kelly	9/11/94	Buffalo	41	25	4	3	88.3
25	328	George Blanda	11/6/64	Houston	44	20	2	1	76.7
26	325	Malcom Wood	10/31/64	at New York	36	22	3	2	95.3
27	324	Lin Dawson	11/20/66	at Kansas City	38	25	2	2	88.0
28	321	Dan Marino	10/6/91	Miami	38	25	2	0	109.6
29	320	Paul McDonald	10/7/84	at Cleveland	37	23	1	1	87.7
30	317	Jim Kelly	11/7/93	Buffalo	46	29	1	0	90.6
31	317	Jack Kemp	10/26/63	at Buffalo	36	18	1	1	78.1
32	317	Rich Gannon	10/20/91	Minnesota	63	35	1	0	74.6
33	316	Brian Griese	10/24/99	Denver	38	25	1	0	100.3
34	316	Dan Marino	10/21/84	Miami	39	24	4	1	110.6
35	315	John Elway	11/4/84	at Denver	40	26	3	1	103.6
36	315	Jack Kemp	10/7/61	San Diego	24	12	3	2	105.4
37	314	Randall Cunningham	11/29/87	Philadelphia	31	18	2	1	100.7
38	313	Ken O'Brien	9/21/87	at New York	26	19	1	0	126.0
39	312	Tom Tupa	9/29/91	at Phoenix	28	17	3	1	119.9
40	312	Jim Zorn	9/21/80	at Seattle	36	20	4	1	110.0
41	311	Ken O'Brien	11/24/85	at New York	33	20	1	0	102.0
42	310	Jim Harbaugh	11/30/97	Indianapolis	41	22	2	0	94.6
43	309	Kerry Collins	10/29/95	Carolina	45	25	2	1	82.5
44	309	Ken O'Brien	11/17/91	New York	41	26	3	0	110.7
45	308	Jim Kelly	9/27/92	Buffalo	20	15	3	0	178.8
46	308	Tommy Kramer	12/16/79	Minnesota	61	35	1	1	69.6
47	305	Richard Todd	10/27/83	at New York	36	22	2	1	95.3
48	302	Lin Dawson	10/12/62	Dallas	31	16	2	2	80.3
49	301	Jeff George	9/1/91	at Indianapolis	42	27	1	2	73.6
50	301	Archie Manning	12/21/80	at New Orleans	39	24	1	0	94.1
51	300	Cotton Davidson	11/3/61	Dallas	34	18	2	2	78.1
52	300	Dan Marino	12/10/89	at Miami	32	21	0	1	82.8

OPPONENT 100+ YARD RUSHING GAMES

#	Yds	Att.	Player	Date	Opponent
1	250	29	OJ Simpson	9/16/73	Buffalo
2	219	22	OJ Simpson	12/9/73	at Buffalo
3	210	26	Greg Bell	12/24/89	LA Rams
4	197	15	Mercury Morris	9/30/73	at Miami
5	190	31	Harold Green	12/20/92	at Cincinnati
6	185	21	OJ Simpson	12/14/75	Buffalo
7	174	36	Chris Warren	9/19/93	Seattle
8	173	28	Herschel Walker	11/15/87	Dallas
9	171	32	Terrell Davis	10/6/97	at Denver
10	168	32	John Riggins	10/15/72	NY Jets
11	165	22	Thurman Thomas	11/18/90	at Buffalo
12	163	18	James Brooks	12/7/86	Cincinnati
13	162	19	Tony Dorsett	9/21/81	Dallas
14	159	23	Sammie Smith	9/9/90	Miami
15	157	33	Ruben Mayes	11/30/86	at NO
16	155	27	Roland Hooks	11/6/77	Buffalo
17	154	32	Terrell Davis	11/17/96	Denver
18	153	33	Joe Cribbs	12/13/81	Buffalo
19	152	20	John Riggins	12/7/75	NY Jets
20	151	26	Greg Pruitt	9/26/77	at Cleveland
21	150	18	Emerson Boozer	10/15/72	NY Jets
22	149	31	Curtis Martin	11/15/99	NY Jets
23	149	39	Ernest Byner	12/15/90	Wash
24	148	32	Barry Sanders	9/12/93	Detroit
25	147	30	Floyd Little	11/3/68	Denver
26	146	16	Randy McMillan	9/6/81	Baltimore
27	143	40	Johnny Hector	10/12/86	NY Jets
28	142	34	Lydell Mitchell	12/16/73	at Baltimore
29	142	32	Cookie Gilchrist	9/21/65	Denver
30	140	33	John Riggins	9/23/84	Wash
31	139	25	Hoyle Granger	12/14/69	at Houston
32	137	18	Wilbert Montgomery	9/13/81	at Phily
33	137	8	Paul Lowe	10/28/60	San Diego
34	136	28	Anthony Thompson	11/25/90	at Phoenix
35	136	22	Thurman Thomas	10/28/90	Buffalo
36	136	30	Ottis Anderson	12/2/84	St. Louis
37	136	24	Mike Pruitt	10/20/83	Cleveland
38	136	29	Franco Harris	12/8/74	Pittsburgh
39	133	32	Larry Mason	10/4/87	Cleveland
40	132	28	John Riggins	10/14/73	NY Jets
41	131	18	Barry Sanders	9/25/94	at Detroit
42	131	17	Wayne Patrick	10/11/69	at Buffalo
43	130	30	Earl Campbell	11/10/80	at Houston
44	128	31	Adrian Murrell	11/10/96	at NY Jets
45	127	29	Marshall Faulk	9/13/98	Indy
46	126	32	Thurman Thomas	11/3/91	at Buffalo
47	125	25	William Andrews	10/30/83	at Atlanta
48	124	8	Randall Cunningham	11/4/90	at Phily
49	124	19	William Andrews	9/14/80	Atlanta
50	124	22	Matt Snell	12/18/67	at NY Jets
51	124	22	Hoyle Granger	11/26/67	at Houston
52	123	15	Mario Bates	12/3/96	NO
53	123	21	Leroy Hoard	11/6/94	at Cleveland
54	123	25	Bernie Parmalee	10/30/94	Miami
55	123	24	Anthony Toney	11/29/87	Phily
56	123	17	OJ Simpson	11/1/70	Buffalo
57	122	21	Johnny Johnson	10/16/94	at NY Jets
58	122	24	Chris Warren	9/20/92	Seattle
59	122	32	OJ Simpson	10/20/74	at Buffalo
60	122	19	Abner Haynes	9/8/62	at Dallas
61	121	16	Larry Czonka	11/9/69	Miami
62	120	18	Thurman Thomas	9/27/92	Buffalo
63	120	16	Stanley Wilson	12/7/86	Cincinnati
64	120	16	Don Nottingham	9/28/75	Miami
65	119	28	Derrick Moore	10/29/95	Carolina
66	119	17	Tony Nathan	12/6/81	Miami
67	119	21	Benny Malone	10/31/76	at Miami
68	119	20	Clemon Daniels	10/8/65	Oakland
69	119	26	Thurman Thomas	10/27/96	Buffalo
70	118	32	Edgerrin James	9/19/99	Indy
71	118	14	Brent Fullwood	10/9/88	at GB
72	118	29	Eric Dickerson	10/2/88	Indy
73	118	30	Joe Cribbs	10/30/80	at Buffalo
74	118	27	Earl Campbell	12/13/78	Houston
75	117	19	Merril Hoge	12/9/90	at Pittsburgh
76	117	27	Eric Dickerson	11/22/87	Indy
77	117	23	Emerson Boozer	12/18/67	at NY Jets
78	116	26	Curt Warner	12/18/83	at Seattle
79	116	19	Delvin Williams	10/22/78	Miami
80	115	20	Kevin Mack	10/6/85	at Cleveland
81	115	21	Larry Czonka	12/6/70	at Miami
82	115	26	Karim Abdul-Jabbar	9/1/96	at Miami
83	114	24	Thurman Thomas	9/5/93	at Buffalo
84	113	24	Heath Sherman	11/4/90	at Phily
85	113	15	Mercury Morris	12/3/72	Miami
86	113	20	Larry Brown	10/1/72	Wash
87	113	23	Leroy Kelly	11/21/71	at Cleveland
88	112	19	Barry Word	12/2/90	KC
89	111	30	Thurman Thomas	11/7/93	Buffalo
90	111	17	John Fuqua	10/22/72	at Pittsburgh
91	110	18	Adrian Murrell	9/14/97	N.Y. Jets
92	110	17	Freeman McNeil	10/28/84	NY Jets
93	110	25	OJ Simpson	10/24/76	at Buffalo
94	109	13	Lorenzo Hampton	12/22/86	at Miami
95	109	23	Matt Snell	10/26/69	at NY Jets
96	109	19	Bill Mathis	10/1/61	at NY Jets
97	108	19	Mark Higgs	11/21/93	at Miami
98	107	27	Garrison Hearst	12/20/98	SF
99	107	28	Curtis Martin	10/19/98	NY Jets
100	107	23	Joe Cribbs	12/14/86	SF
101	107	23	Andre Franklin	12/12/82	Miami
102	107	23	Cookie Gilchrist	11/3/62	at Buffalo
103	106	31	J.J. Johnson	11/21/99	at Miami
104	106	26	Thurman Thomas	9/11/94	Buffalo
105	106	28	Dalton Hilliard	11/12/89	NO
106	106	25	Franco Harris	9/25/83	at Pittsburgh
107	106	19	Freeman McNeil	9/19/82	NY Jets
108	105	21	Thurman Thomas	10/1/89	at Buffalo
109	105	24	Curt Warner	11/17/85	at Seattle
110	105	18	Larry Watkins	9/16/73	Buffalo
111	105	21	Floyd Little	9/14/69	at Denver
112	104	32	Jamal Anderson	11/8/98	Atlanta
113	104	19	Ricky Waters	10/11/92	SF
114	104	19	Tim Worley	12/17/89	at Pittsburgh
115	104	22	Johnny Hector	12/13/87	NY Jets
116	104	17	Joe Cribbs	1/2/83	Buffalo

OPPONENT 100+ YARD RUSHING GAMES (Cont.)

#	Yds	Att.	Player	Date	Opponent
117	104	18	Woody Campbell	12/15/68	at Houston
118	103	22	OJ Simpson	11/19/72	Buffalo
119	102	29	Curtis Martin	12/27/98	at NY Jets
120	102	24	Eric Dickerson	11/16/86	at LA Rams
121	102	17	Kenny King	11/1/81	at Oakland
122	102	16	Curtis Dickey	11/23/80	Baltimore
123	101	20	Edgerrin James	12/12/99	at Indy
124	101	23	William Howard	12/11/88	TB
125	101	23	Franco Harris	12/26/82	at Pittsburgh
126	101	18	Joe Delaney	10/4/81	KC
127	101	23	Jim Braxton	12/14/75	Buffalo
128	100	23	Eddie George	9/20/98	Tennessee
129	100	26	Dorsey Levens	10/27/97	GB
130	100	20	Blair Thomas	9/30/90	NY Jets
131	100	19	Wilbert Montgomery	12/9/84	at Phily
132	100	32	Horace King	10/10/76	at Detroit
133	100	16	John Riggins	10/13/74	at NY Jets
134	100	14	Mercury Morris	10/28/73	Miami
135	100	8	Mark Smolinski	9/8/63	NY Jets

OPPONENT 100+ YARD RECEIVING GAMES

#	YDS	REC.	PLAYER	DATE	OPPONENT
1	232	13	Charles Hennigan	10/13/61	Houston
2	211	5	Irving Fryar	9/4/94	at Miami
3	210	13	Lance Alworth	11/10/63	San Diego
4	206	11	Art Powell	10/8/65	Oakland
5	202	8	Charles Hennigan	9/16/62	Houston
6	194	8	Keyshawn Johnson	9/12/99	at NY Jets
7	187	6	Roger Carr	9/18/78	Baltimore
8	182	6	Charles Frazier	9/19/65	at Houston
9	181	12	Charles Hennigan	11/29/64	at Houston
10	177	8	Eric Moulds	11/29/98	Buffalo
11	177	6	Lance Alworth	10/23/66	San Diego
12	175	9	Rob Moore	9/30/90	NY Jets
13	171	9	Bill Groman	11/25/60	Houston
14	169	7	Lionell Taylor	9/29/63	at Denver
15	168	9	Andre Reed	9/27/92	Buffalo
16	168	6	Wesley Walker	11/24/85	at NY Jets
17	164	5	Don Maynard	11/19/67	NY Jets
18	163	7	Anthony Johnson	11/15/92	at Indy
19	163	6	Tim McGee	9/23/90	at Cincinnati
20	162	11	Art Powell	10/6/62	at NY Jets
21	160	5	Gene Washington	10/31/71	at SF
22	160	3	Dave Kocourek	10/7/61	San Diego
23	158	6	Charles Frazier	11/13/66	Houston
24	157	7	Michael Jackson	9/3/95	Cleveland
25	156	9	Butch Johnson	11/4/84	at Denver
26	155	10	Chris Burford	9/25/66	KC
27	152	11	Keenan McCardell	12/7/97	at Jacksonville
28	152	8	Henry Ellard	10/13/96	Wash
29	151	7	Stephone Paige	12/2/90	KC
30	151	4	Jerry Tarr	9/21/62	Denver
31	150	8	Art Powell	9/22/63	at Oakland
32	150	7	Bill Groman	12/18/60	at Houston
33	148	5	Bill Groman	10/13/61	Houston
34	147	7	Andre Reed	9/11/94	Buffalo
35	147	6	Lance Alworth	12/7/69	at San Diego
36	147	4	J.D. Hill	11/23/07	at Buffalo
37	145	8	Duriel Harris	11/8/81	Miami
38	145	8	Ernie Jones	9/29/91	at Phoenix
39	144	7	Frank Jackson	12/6/64	at KC
40	143	11	Bake Turner	10/31/64	at NY Jets
41	143	9	Charles Frazier	11/6/64	Houston
42	141	8	Charlie Taylor	10/1/72	Wash
43	141	6	Glenn Bass	11/15/64	at Buffalo
44	140	10	Chris Burford	10/12/62	Dallas
45	140	6	Wesley Walker	10/20/85	NY Jets
46	138	8	Steve Largent	11/17/85	at Seattle
47	138	6	Cliff Branch	12/1/74	at Oakland
48	137	9	Donnie Stone	12/3/61	at Denver
49	137	9	Fred Biletnikoff	12/18/76	at Oakland
50	137	8	John Henderson	12/13/70	Minnesota
51	137	7	Chris Buford	11/3/61	Dallas
52	136	12	Dave Casper	10/3/76	Oakland
53	135	7	Art Powell	9/13/64	Oakland
54	134	8	Steve Watson	11/4/84	at Denver
55	133	9	Otis Taylor	11/20/66	at KC
56	133	7	Steve Largent	12/18/83	at Seattle
57	132	9	Sterling Sharpe	10/2/94	Green Bay
58	132	6	Trumaine Johnson	10/23/88	at Buffalo
59	132	5	Don Maynard	10/29/67	at NY Jets
60	131	6	Kevin Johnson	10/3/99	at Cleveland
61	131	4	Al Denson	9/3/67	at Denver
62	130	5	Rod Smith	10/6/97	at Denver
63	130	6	Haven Moses	11/23/69	Buffalo
64	130	6	Al Carmichael	9/9/60	Denver
65	129	8	Henry Ellard	11/16/86	at L.A. Rams
66	129	6	Andre Rison	10/29/89	at Indy
67	129	6	Don Maynard	12/17/66	at NY Jets
68	129	5	Eddie Brown	12/22/85	Cincinnati
69	129	3	Elbert Dubenion	12/20/64	Buffalo
70	128	5	Ernest Givins	10/8/89	Houston
71	128	3	Ray Butler	9/21/86	Seattle
72	128	8	Michael Jackson	10/6/96	at Baltimore
73	127	9	Al Toon	11/17/91	NY Jets
74	127	7	Ed Rutkowski	11/15/64	at Buffalo
75	127	6	Steve Largent	9/21/80	at Seattle
76	126	5	Frank Pitts	11/17/68	at KC
77	125	8	Tony Hill	11/22/84	at Dallas
78	124	9	Oliver Williams	10/18/87	at Houston
79	124	8	Lance Alworth	10/9/64	San Diego
80	124	6	Anderson	10/28/60	San Diego

OPPONENT 100+ YARD RECEIVING GAMES (Cont.)

#	YDS	REC.	PLAYER	DATE	OPPONENT
81	123	9	Mark Duper	9/13/87	Miami
82	122	9	Charles Hennigan	12/8/63	at Houston
83	122	7	Mark Clayton	11/3/85	Miami
84	122	6	Don Maynard	11/14/65	NY Jets
85	122	6	George Farmer	10/11/83	at L.A. Rams
86	122	4	Raymond Chester	12/18/77	Baltimore
87	121	7	Art Powell	10/16/64	Oakland
88	121	5	Andre Reed	11/3/91	at Buffalo
89	121	5	Don Maynard	11/28/65	at NY Jets
90	121	5	Mike Quick	11/29/87	Phily
91	121	4	Mel Baker	12/15/74	at Miami
92	121	4	Andre Reed	10/27/96	Buffalo
93	120	7	Sean Dawkins	11/30/97	Indy
94	120	9	Chris Burford	11/21/65	KC
95	120	7	Duriel Harris	10/7/84	at Cleveland
96	119	9	Marshall Faulk	11/1/98	at Indy
97	119	12	Lionel Taylor	9/21/62	Denver
98	119	6	Fred Banks	12/10/89	at Miami
99	119	6	Quinn Early	9/8/96	Buffalo
100	118	7	Tony Martin	10/17/99	Miami
101	118	7	Bake Turner	11/28/65	at NY Jets
102	118	7	Fred Biletnikoff	10/24/65	Oakland
103	118	6	Marvin Harrison	12/12/99	at Indy
104	117	8	Terance Mathis	11/8/98	Atlanta
105	117	8	Junior Miller	9/14/80	Atlanta
106	117	5	John Gilliam	10/27/74	at Minnesota
107	117	5	Don Maynard	10/6/62	at NY Jets
108	116	8	Cris Carter	11/2/97	at Minnesota
109	116	15	Ricky Young	12/16/79	Minnesota
110	116	7	Frank Lewis	10/23/83	at Buffalo
111	115	5	Jerry Rice	12/20/98	SF
112	115	5	Otis Taylor	9/23/73	KC
113	115	3	Bo Roberson	10/16/64	Oakland
114	115	4	Andre Rison	9/22/96	Jacksonville
115	114	10	Cris Carter	10/20/91	Minnesota
116	114	9	Patrick Johnson	1/2/00	Baltimore
117	114	4	Andre Reed	10/1/89	at Buffalo
118	114	4	Billy Cannon	9/17/67	Oakland
119	113	3	Irving Fryar	9/10/96	Miami
120	113	9	Marlin Briscoed	9/15/74	Miami
121	113	8	Don Maynard	11/30/62	NY Jets
122	113	7	Frank Lewis	1/2/83	Buffalo
123	113	7	Charles Henningan	11/25/60	Houston
124	113	4	James Lofton	9/27/92	Buffalo
125	112	6	Andre Reed	12/8/94	at Buffalo
126	112	6	Jerry Rice	10/22/89	at SF
127	112	5	Clemon Daniels	10/30/66	Oakland
128	111	8	Dan Woods	10/16/77	at San Diego
129	111	6	Roland Hooks	11/22/81	at Buffalo
130	111	5	Ed McCaffrey	10/24/99	Denver
131	111	5	Ron Shanklin	10/22/72	at Pittsburgh
132	110	9	O.J. McDuffie	11/23/97	Miami
133	110	12	Jim Jensen	11/6/88	Miami
134	110	8	Al Toon	12/13/87	NY Jets
135	110	7	Ahmad Rashad	11/3/74	Buffalo
136	110	6	Andre Reed	9/5/93	at Buffalo
137	110	6	Rich Caster	10/5/75	at NY Jets
138	110	5	Glenn Doughty	12/18/77	Baltimore
139	109	6	Don Maynard	10/31/64	at NY Jets
140	109	4	Duriel Harris	9/11/83	at Miami
141	109	3	Charlie Ferguson	10/26/63	at Buffalo
142	109	3	Al Carmichael	10/23/60	at Denver
143	109	3	Fred Biletnikoff	10/22/67	Oakland
144	109	3	Lance Alworth	10/17/65	San Diego
145	108	9	Johnny Mitchell	12/11/95	NY Jets
146	108	8	Charlie Young	11/4/73	at Phily
147	108	7	Gary Garrison	11/9/75	at San Diego
148	107	8	Perry Richards	10/22/61	Buffalo
149	107	6	Andre Reed	11/19/89	Buffalo
150	107	6	Fred Biletnikoff	10/6/68	at Oakland
151	107	4	Ricky Proehl	9/29/91	at Phoenix
152	107	4	Don Norton	10/19/62	San Diego
153	106	10	Lionel Taylor	10/23/60	at Denver
154	106	9	George Sauer	10/2/66	NY Jets
155	106	5	Don Norton	10/31/65	at San Diego
156	105	6	Ryan Yarborough	12/11/95	NY Jets
157	105	8	Paul Johns	9/16/84	Seattle
158	105	7	Marvin Harrison	9/19/99	Indy
159	105	5	Willie Frazier	9/9/67	San Diego
160	105	3	Mike Barber	11/10/80	at Houston
161	104	7	Bob Chandler	11/7/76	Buffalo
162	104	7	Elbert Dubenion	10/8/66	at Buffalo
163	104	5	Paul Warfield	9/15/74	Miami
164	104	5	Joe Auer	11/27/66	at Miami
165	104	4	Marlin Briscoe	11/29/70	at Buffalo
166	103	11	Tom Rathman	10/22/89	at SF
167	103	10	Bake Turner	9/8/63	NY Jets
168	103	6	Glenn Bass	12/20/64	Buffalo
169	102	6	Mark Clayton	12/10/89	at Miami
170	102	4	Mark Duper	10/5/86	Miami
171	102	2	Willie Frazier	11/6/64	Houston
172	101	4	Sean Dawkins	11/19/95	Indy
173	101	7	Gene Washington	12/13/70	Minnesota
174	101	6	James Brooks	12/7/86	Cincinnati
175	101	5	Bill Groman	11/12/61	at Houston
176	101	4	Willie Jackson	9/22/96	Jacksonville
177	100	6	Dave Casper	11/28/82	Houston
178	100	5	Don Maynard	11/11/60	NY Jets
179	100	3	Luther Hayes	12/17/61	at San Diego

YEAR-BY-YEAR SCORING LEADERS

YEAR	PLAYER	TD	PAT	FG	TOTAL
1960	Gino Cappelletti	0	36	8	60
1961	Gino Cappelletti	8	48	17	147
1962	Gino Cappelletti	5	38	20	128
1963	Gino Cappelletti	2	35	22	113
1964	Gino Cappelletti	7	38	25	155
1965	Gino Cappelletti	9	27	17	132
1966	Gino Cappelletti	6	35	16	119
1967	Gino Cappelletti	3	29	16	95
1968	Gino Cappelletti	2	26	15	83
1969	Gino Cappelletti	0	26	14	68
1970	Jim Nance	7	0	0	42
1971	Charlie Gogolak	0	28	12	64
1972	Carl Garrett	5	0	0	30
1973	Jeff White	0	21	14	63
1974	John Smith	0	42	16	90
1975	John Smith	0	33	9	60
1976	John Smith	0	42	15	87
1977	John Smith	0	33	15	78
1978	Horace Ivory	11	0	0	66
1979	John Smith *	0	46	23	115
1980	John Smith *	0	51	26	129
1981	John Smith	0	37	15	82
1982	John Smith	0	6	5	21
1983	Tony Collins	10	0	0	60
1984	Tony Franklin	0	42	22	108
1985	Tony Franklin	0	40	24	112
1986	Tony Franklin	0	44	32	140
1987	Tony Franklin	0	37	15	82
1988	Robert Perryman	6	0	0	36
1989	Greg Davis	0	13	16	61
1990	Jason Staurovsky	0	19	16	67
1991	Jason Staurovsky	0	10	13	49
1992	Charlie Baumann	0	22	11	55
1993	Scott Sisson	0	15	14	57
1994	Matt Bahr	0	36	27	117
1995	Matt Bahr	0	27	23	96
1996	**ADAM VINATIERI**	**0**	**39**	**27**	**120**
	Curtis Martin	17	0	0	104
1997	**ADAM VINATIERI**	**0**	**40**	**25**	**115**
1998	**ADAM VINATIERI**	**0**	**32**	**31**	**127**
1999	**ADAM VINATIERI**	**0**	**29**	**26**	**107**

*-NFL Leader

K Tony Franklin holds the Patriots' single-season scoring record for a full-time kicker with 140 in 1986.

RB Craig James rushed for the third highest single-season total in franchise history with 1,227 yards in 1985.

YEAR-BY-YEAR LEADING RUSHERS

YEAR	PLAYER	ATT	YDS	AVG	LG	TD
1960	Alan Miller	101	416	4.2	33	1
1961	Billy Lott	100	461	4.7	38	5
1962	Ron Burton	134	548	4.0	59	2
1963	Larry Garron	179	750	4.1	47t	2
1964	Larry Garron	183	585	3.2	16	2
1965	Jim Nance	111	321	2.9	20	5
1966	Jim Nance	299	1458	4.9	65t	11
1967	Jim Nance	269	1216	4.5	53	7
1968	Jim Nance	177	593	3.4	30t	4
1969	Jim Nance	193	750	3.9	43	6
1970	Jim Nance	145	522	3.6	21	7
1971	Carl Garrett	181	784	4.3	38	1
1972	Josh Ashton	128	546	4.3	35	3
1973	Sam Cunningham	155	516	3.3	25	4
1974	Mack Herron	231	824	3.6	28	7
1975	Sam Cunningham	169	666	3.9	17	6
1976	Sam Cunningham	172	824	4.8	24	3
1977	Sam Cunningham	270	1015	3.8	31t	4
1978	Sam Cunningham	199	768	3.9	52t	8
1979	Sam Cunningham	159	563	3.5	27	5
1980	Vagas Ferguson	211	818	3.9	44	2
1981	Tony Collins	204	873	4.3	29	7
1982	Tony Collins	164	632	3.9	54	1
1983	Tony Collins	219	1049	4.8	50t	10
1984	Craig James	160	790	4.9	73	1
1985	Craig James	263	1227	4.7	65t	5
1986	Craig James	154	427	2.8	16	4
1987	Tony Collins	147	474	3.2	19	3
1988	John Stephens	297	1168	3.9	52	4
1989	John Stephens	244	833	3.4	35t	7
1990	John Stephens	212	808	3.8	26	2
1991	Leonard Russell	266	959	3.6	24	4
1992	Jon Vaughn	113	451	4.0	36	1
1993	Leonard Russell	300	1088	3.6	21	7
1994	Marion Butts	243	703	2.9	26	8
1995	Curtis Martin	368	1487	4.0	49	14
1996	Curtis Martin	316	1152	3.6	57	14
1997	Curtis Martin	274	1160	4.2	70t	4
1998	**ROBERT EDWARDS**	**291**	**1115**	**3.8**	**53**	**9**
1999	Terry Allen	254	896	3.5	39	8

*-NFL Leader

YEAR-BY-YEAR LEADING PASSERS

YEAR	PLAYER	ATT	CMP	PCT.	YDS	TD	LG	INT
1960	Butch Songin	392	187	47.7	2476	22	78	15
1961	Butch Songin	212	98	46.2	1429	14	58t	9
1962	Babe Parilli	253	140	55.3	1988	18	67t	8
1963	Babe Parilli	337	153	45.4	2335	13	77t	24
1964	Babe Parilli	473	228	48.2	3465	31	80t	27
1965	Babe Parilli	426	173	40.6	2597	18	73t	26
1966	Babe Parilli	382	181	47.4	2721	20	63t	20
1967	Babe Parilli	344	161	46.8	2317	19	79t	24
1968	Tom Sherman	226	90	39.8	1199	12	87t	16
1969	Mike Taliaferro	331	160	48.3	2160	19	77	18
1970	Joe Kapp	219	98	44.7	1104	3	48	17
1971	Jim Plunkett	328	158	48.2	2158	19	88t	16
1972	Jim Plunkett	355	169	47.6	2196	8	62	25
1973	Jim Plunkett	376	193	51.3	2550	13	64	17
1974	Jim Plunkett	352	173	49.1	2457	19	69t	22
1975	Steve Grogan	274	139	50.7	1976	11	62t	18
1976	Steve Grogan	302	145	48.0	1903	18	58t	20
1977	Steve Grogan	305	160	52.5	2162	17	68	21
1978	Steve Grogan	362	181	50.0	2824	15	75t	23
1979	Steve Grogan	423	206	48.7	3286	28	63t	20
1980	Steve Grogan	306	175	57.2	2475	18	71	22
1981	Steve Grogan	216	117	54.2	1859	7	76t	16
	Matt Cavanaugh	219	115	52.5	1633	5	65	13
1982	Steve Grogan	122	66	54.1	930	7	62t	4
1983	Steve Grogan	303	168	55.4	2411	15	76t	12
1984	Tony Eason	431	259	60.1	3228	23	76t	8
1985	Tony Eason	299	168	56.2	2156	11	90t	17
1986	Tony Eason	448	276	61.6	3328	19	49	10
1987	Steve Grogan	161	93	57.8	1183	10	40	9
1988	Doug Flutie	179	92	51.4	1150	8	80t	10
1989	Steve Grogan	261	133	51.0	1697	9	55t	14
1990	Marc Wilson	265	139	52.5	1625	6	36	11
1991	Hugh Millen	409	246	60.1	3073	9	60t	18
1992	Hugh Millen	203	124	61.1	1203	8	39	10
1993	**DREW BLEDSOE**	**429**	**214**	**49.9**	**2494**	**15**	**54t**	**15**
1994	**DREW BLEDSOE**	**691**	**400**	**57.9**	**4555**	**25**	**62t**	**27**
1995	**DREW BLEDSOE**	**636**	**323**	**50.8**	**3507**	**13**	**47t**	**16**
1996	**DREW BLEDSOE**	**623**	**374**	**59.9**	**4068**	**27**	**84t**	**15**
1997	**DREW BLEDSOE**	**522**	**314**	**60.2**	**3706**	**28**	**76**	**15**
1998	**DREW BLEDSOE**	**481**	**263**	**54.7**	**3633**	**20**	**86t**	**14**
1999	**DREW BLEDSOE**	**539**	**305**	**56.6**	**3985**	**19**	**68t**	**21**

YEAR-BY-YEAR LEADING RECEIVERS

YEAR	PLAYER	NO	YDS	AVG	LG	TD
1960	Jim Colclough	49	666	13.6	61	9
1961	Gino Cappelletti	45	768	17.1	53	8
1962	Jim Colclough	40	868	21.7	78t	10
1963	Jim Colclough	42	793	18.8	56t	3
1964	Gino Cappelletti	49	865	17.7	58t	7
1965	Jim Colclough	40	677	16.9	41	3
1966	Art Graham	51	673	13.2	42	4
1967	Art Graham	41	606	14.8	79t	4
1968	Jim Whalen (TE)	47	718	15.3	87t	7
1969	Carl Garrett (RB)	29	267	9.2	34	2
1970	Ron Sellers	38	550	14.5	48	4
1971	Randy Vataha	51	872	17.1	88t	9
1972	Reggie Rucker	44	681	15.5	62	3
1973	Reggie Rucker	53	743	14.0	64	3
1974	Mack Herron (RB)	38	474	12.5	18	5
1975	Randy Vataha	46	720	15.7	47	6
1976	Andy Johnson (RB)	29	343	11.8	53	4
1977	Sam Cunningham (RB)	42	370	8.8	35	1
1978	Russ Francis (TE)	39	543	13.9	53	4
1979	Harold Jackson	45	1013	22.5	59	7
1979	Stanley Morgan	44	1002	22.8	63t	12
1980	Stanley Morgan	45	991	22.0	71	6
1981	Don Hasselbeck (TE)	46	808	17.6	51	6
	Stanley Morgan	44	1029	23.4	76t	6
1982	Stanley Morgan	28	584	20.9	75t	3
1983	Stanley Morgan	58	863	14.9	50t	2
1984	Derrick Ramsey (TE)	66	792	12.0	34	7
1985	Tony Collins (RB)	52	549	10.6	49	2
1986	Stanley Morgan	84	1491	17.8	44t	10
1987	Tony Collins (RB)	44	347	7.9	29	3
1988	Reggie Dupard (RB)	34	232	6.8	15	0
1989	Eric Sievers (TE)	54	615	11.4	46	0
1990	Irving Fryar	54	856	15.9	56	4
1991	Marv Cook (TE)	82	808	9.9	49	3
1992	Irving Fryar	55	791	14.4	54t	4
1993	Ben Coates (TE)	53	659	12.4	54t	8
1994	Ben Coates (TE)	96	1174	12.2	62t	7
1995	Ben Coates (TE)	84	915	10.9	35	6
1996	**TERRY GLENN**	**90**	**1132**	**12.6**	**37t**	**6**
1997	Ben Coates (TE)	66	737	11.2	35	8
1999	**TERRY GLENN**	**69**	**1147**	**16.6**	**67**	**4**

YEAR-BY-YEAR NET YARDS FROM SCRIMMAGE

YEAR	PLAYER	TOTAL YDS	RUSH	REC.
1960	Alan Miller	700	416	284
1961	Jim Colcough	794	37	757
	Billy Lott	794	461	333
1962	Ron Burton	1009	548	350
1963	Larry Garron	1168	750	418
1964	Larry Garron	935	585	350
1965	Gino Cappelletti	680	0	680
1966	Jim Nance	1561	1458	103
1967	Jim Nance	1412	1216	196
1968	Jim Whalen	718	0	718
1969	Carl Garrett	958	691	267
1970	Jim Nance	670	522	148
1971	Carl Garrett	1049	784	265
1972	Carl Garrett	898	488	410
1973	Reggie Rucker	742	-1	743
1974	Mack Herron	1298	824	299
1975	Sam Cunningham	919	666	253
1976	Sam Cunningham	1123	824	299
1977	Sam Cunningham	1385	1015	370
1978	Sam Cunningham	1065	768	297
1979	Harold Jackson	1025	12	1013
1980	Stanley Morgan	1027	36	991
1981	Tony Collins	1105	873	232
1982	Tony Collins	819	632	187
1983	Tony Collins	1306	1049	257
1984	Craig James	949	790	159
1985	Craig James	1587	1227	360
1986	Stanley Morgan	1491	0	1491
1987	Tony Collins	821	474	347
1988	John Stephens	1266	1168	98
1989	John Stephens	1040	833	207
1990	John Stephens	1004	808	196
1991	Leonard Russell	1040	959	81
1992	Irving Fryar	797	6	791
1993	Leonard Russell	1333	1088	245
1994	Ben Coates	1174	0	1174
1995	Curtis Martin	1748	1487	261
1996	Curtis Martin	1485	1152	333
1997	Curtis Martin	1456	1160	296
1998	**ROBERT EDWARDS**	**1446**	**1115**	**331**
1999	**TERRY GLENN**	**1147**	**0**	**1147**

YEAR-BY-YEAR LEADING INTERCEPTORS

YEAR	PLAYER	NO	YDS	AVG	LG	TD
1960	Gino Cappelletti	4	68	17.0	24	0
	Harry Jacobs	4	26	6.5	14	0
1961	Don Webb	5	153	30.6	59	2
1962	Ross O'Hanley	5	83	16.6	28	0
1963	Bob Suci	8	277	36.7	98	2
1964	Ron Hall	11	148	13.5	50	0
1965	Ron Hall	3	35	11.7	29	0
1966	Ron Hall	6	159	26.5	87	0
1967	Nick Buoniconti	4	7	1.8	7	0
	Don Webb	4	91	22.8	41	0
1968	Leroy Mitchell	7	41	5.9	20	0
1969	Larry Carwell	4	114	28.5	38	0
1970	Daryl Johnson	2	51	25.5	42	0
1971	Larry Carwell	5	72	14.4	53t	1
1972	Honor Jackson	4	133	33.3	55	0
1973	Ron Bolton	6	65	10.8	56	0
1974	Ron Bolton	7	18	2.6	10	0
1975	Ron Bolton	5	33	6.6	15	0
1976	Mike Haynes	8	90	11.3	28	0
1977	Mike Haynes	5	54	10.8	22	0
1978	Mike Haynes	6	123	20.5	50	1
1979	Raymond Clayborn	5	56	11.2	27	0
1980	Raymond Clayborn	5	87	17.4	29	0
1981	Rick Sanford	3	28	9.3	21	0
	Tim Fox	3	20	6.7	20	0
1982	Mike Haynes	4	26	6.5	26	0
1983	Rick Sanford	7	24	3.4	16	0
1984	Raymond Clayborn	3	102	34.0	85	0
1985	Fred Marion	7	189	27.0	83	0
1986	Ronnie Lippett	8	76	9.5	43	0
1987	Fred Marion	4	53	13.3	25	0
1988	Raymond Clayborn	4	65	16.3	31	0
	Fred Marion	4	47	11.8	22	0
	Roland James	4	30	7.5	22	0
1989	Maurice Hurst	5	31	6.2	16t	1
1990	Maurice Hurst	4	61	15.3	36	0
	Ronnie Lippett	4	94	23.5	73	0
	Fred Marion	4	17	4.3	16	0
1991	Maurice Hurst	3	21	7.0	21	0
1992	Jerome Henderson	3	43	14.3	34	0
	Maurice Hurst	3	29	9.7	27	0
1993	Maurice Hurst	4	53	13.3	24	0
1994	Maurice Hurst	7	68	9.7	24	0
1995	Vincent Brown	4	1	0.3	1	0
1996	Willie Clay	4	50	12.5	35	0
1997	Willie Clay	6	109	18.2	53t	1
1998	**TY LAW**	**9**	**133**	**14.8**	**59t**	**1**
1999	**LAWYER MILLOY**	**4**	**17**	**4.3**	**17**	**0**

YEAR-BY-YEAR SACK LEADERS

NOTE: Sacks did not become an offical NFL statistic until 1982.

YEAR	PLAYER	SACKS
1960	Jack Rudolph, LB	3.0
1961	Rommie Loudd, LB	7.0
1962	Larry Eisenhauer, DE	5.5
1963	Larry Eisenhauer, DE	9.0
1964	Larry Eisenhauer, DE	7.5
1965	Larry Eisenhauer, DE	9.5
1966	Jim Lee Hunt, DT	9.0
1967	Houston Antwine, DT	6.0
1968	Houston Antwine, DT	7.5
1969	Houston Antwine, DT	5.0
1970	Ron Berger, DE	9.0
1971	Steve Kiner, LB	6.5
1972	Julius Adams, DE	4.0
1973	Julius Adams, DE	8.0
1974	Julius Adams, DE	8.0
1975	Tony McGee, DE	9.0
1976	Tony McGee, DE	9.5
1977	Tony McGee, DE	12.0
1978	Tony McGee, DE	12.0
1979	Tony McGee, DE	10.5
1980	Julius Adams, DE	9.0
1981	Tony McGee, DE	5.5
1982	Don Blackmon, LB	4.5
1983	Andre Tippett, LB	8.5
1984	Andre Tippett, LB	18.5
1985	Andre Tippett, LB	16.5
1986	Garin Veris, DE	11.0
1987	Andre Tippett, LB	12.5
1988	Andre Tippett, LB	8.0
1989	Brent Williams, DE	8.0
1990	Brent Williams, DE	6.0
1991	Andre Tippett, LB	8.5
1992	Andre Tippett, LB	7.0
1993	**CHRIS SLADE, LB**	**9.0**
1994	**CHRIS SLADE, LB**	**9.5**
1995	**WILLIE McGINEST, DE**	**11.0**
1996	**WILLIE McGINEST, DE**	**9.5**
1997	**CHRIS SLADE, LB**	**9.0**
1998	**HENRY THOMAS, DT**	**6.5**
1999	**WILLIE McGINEST, DE**	**9.0**

YEAR-BY-YEAR LEADING PUNTERS

YEAR	PLAYER	NO	YARDS	AVG	LG
1960	Tom Greene	59	2235	37.9	66
1961	Tom Yewcic	62	2406	38.8	64
1962	Tom Yewcic	68	2634	38.7	56
1963	Tom Yewcic	73	2880	39.4	65
1964	Tom Yewcic	72	2787	38.7	63
1965	Tom Yewcic	76	3094	40.7	70
1966	Jim Fraser	53	2044	38.6	68
1967	Terry Swanson	65	2632	40.5	62
1968	Bob Scarpitto	34	1382	40.6	87
	Terry Swanson	62	2449	39.5	57
1969	Tom Janik	70	2903	41.5	56
1970	Tom Janik	86	3364	39.1	57
1971	Tom Janik	87	3249	37.3	58
1972	Pat Studstill	75	2859	38.1	57
1973	Bruce Barnes	55	2134	38.8	53
1974	Bruce Barnes	45	1604	35.6	50
1975	Mike Patrick	83	3223	38.8	62
1976	Mike Patrick	67	2688	40.1	52
1977	Mike Patrick	65	2354	36.2	64
1978	Jerrel Wilson	54	1921	35.6	57
1979	Eddie Hare	83	3038	36.6	58
1980	Mike Hubach	63	2392	38.0	69
1981	Rich Camarillo	47	1959	41.7	75
1982	Rich Camarillo	49	2140	43.7	76
1983	Rich Camarillo	81	3615	44.6	70
1984	Rich Camarillo	48	2020	42.1	61
1985	Rich Camarillo	92	3953	43.0	75
1986	Rich Camarillo	89	3746	42.1	64
1987	Rich Camarillo	62	2489	40.1	73
1988	Jeff Feagles	91	3482	38.3	74
1989	Jeff Feagles	64	2392	37.4	64
1990	Brian Hansen	90	3752	41.7	69
1991	Shawn McCarthy	66	2650	40.2	93
1992	Shawn McCarthy	103	4212	40.9	61
1993	Mike Saxon	73	3096	42.4	59
1994	Pat O'Neill	69	2841	41.2	67
1995	Pat O'Neill	41	1,514	36.9	57
	Byran Wagner	37	1,557	42.1	57
1996	Tom Tupa	63	2,739	43.5	62
1997	Tom Tupa	78	3,569	45.8	73
1998	Tom Tupa	74	3,294	44.5	64
1999	**LEE JOHNSON**	**90**	**3,735**	**41.5**	**58**

YEAR-BY-YEAR LEADING KICKOFF RETURNERS

YEAR	PLAYER	NO	YDS	AVG	LG	TD
1960	Dick Christy	24	617	25.7	46	0
1961	Larry Garron	16	438	27.4	89	1
1962	Larry Garron	24	686	28.5	95t	1
1963	Larry Garron	28	693	24.7	58	0
1964	J.D. Garrett	32	749	23.4	42	0
1965	Jay Cunningham	17	374	22.0	45	0
1966	Joe Bellino	18	410	22.8	43	0
1967	Jay Cunningham	30	627	20.0	41	0
1968	Willie Porter	36	812	22.6	61	0
1969	Carl Garrett	28	792	28.3	63	0
1970	Odell Lawson	25	546	21.8	52	0
1971	Carl Garrett	24	538	22.4	37	0
1972	Carl Garrett	16	410	25.6	49	0
1973	Mack Herron	41	1092	26.6	92t	1
1974	Mack Herron	28	629	18.0	62	0
1975	Allen Carter	32	879	27.5	99t	1
1976	Jess Phillips	14	397	28.4	71	0
1977	Raymond Clayborn*	28	869	31.0	101t	3
1978	Raymond Clayborn	27	636	23.6	60	0
1979	Allan Clark	37	816	22.1	38	0
1980	Horace Ivory*	36	992	27.6	98t	1
1981	Tony Collins	39	773	18.3	32	0
1982	Ricky Smith	24	567	23.6	98t	1
1983	Ricky Smith	42	916	21.8	53	0
1984	Tony Collins	26	544	20.9	46	0
1985	Stephen Starring	48	1012	21.1	53	0
1986	Stephen Starring	36	802	22.3	52	0
1987	Stephen Starring	23	445	19.3	43	0
1988	Sammy Martin	31	735	23.7	95t	1
1989	Sammy Martin	24	584	24.3	38	0
1990	Sammy Martin	25	515	20.6	38	0
1991	Jon Vaughn	34	717	21.1	99t	1
1992	Jon Vaughn	20	564	28.2	100t	1
1993	Ray Crittenden	23	478	20.8	44	0
1994	Ray Crittenden	24	460	19.2	36	0
1995	David Meggett	38	964	25.4	62	0
1996	David Meggett	34	781	23.0	54	0
1997	David Meggett	33	816	24.7	61	0
1998	Derrick Cullors	45	1085	24.1	68	0
1999	**KEVIN FAULK**	**39**	**943**	**24.2**	**95**	**0**

*=NFL Leader

KR Horace Ivory is one of only two Patriots to lead the league in kickoff return average (27.6, 1980).

CB/PR Mike Haynes holds the Patriots record with 608 punt return yards in one season (1976).

YEAR-BY-YEAR LEADING PUNT RETURNERS

YEAR	PLAYER	NO	YDS	AVG	LG	TD
1960	Billy Wells	12	66	4.6	16	0
1961	Fred Bruney	23	109	4.7	11	0
1962	Ron Burton	21	122	5.8	22	0
1963	Bob Suci	25	233	9.3	22	0
1964	Dave Cloutier	20	136	6.8	40	0
1965	Ron Burton	15	61	4.1	12	0
1966	Tom Hennessey	7	39	5.6	11	0
1967	Jay Cunningham	17	105	6.2	44	0
	Joe Bellino	15	129	8.6	18	0
1968	Willie Porter	22	135	6.1	24	0
1969	Carl Garrett	12	159	13.3	45	0
1970	Carl Garrett	17	168	9.9	62	0
1971	Carl Garrett	8	124	15.5	50	0
1972	Carl Garrett	6	36	6.0	27	0
1973	Mack Herron	27	282	10.8	54	0
1974	Mack Herron	35	517	14.8	66	0
1975	Darryl Stingley	15	113	7.5	29	0
1976	Mike Haynes	45	608	13.5	89t	2
1977	Stanley Morgan	16	220	13.8	53	0
	Mike Haynes	24	200	8.3	46	0
1978	Stanley Morgan	32	335	10.5	48	0
1979	Stanley Morgan	29	289	10.0	80t	1
1980	Roland James	33	331	10.0	75t	1
1981	Stanley Morgan	15	116	7.7	26	0
1982	Ricky Smith	16	139	8.7	19	0
1983	Ricky Smith	38	398	10.5	55	0
1984	Irving Fryar	36	347	9.6	55	0
1985	Irving Fryar	37	520	14.1	85t	2
1986	Irving Fryar	35	336	10.5	59t	1
1987	Irving Fryar	18	174	9.7	36	0
1988	Irving Fryar	38	398	10.5	30	0
1989	Sammy Martin	19	164	8.6	28	0
1990	Irving Fryar	28	133	4.8	17	0
1991	Jerome Henderson	27	201	7.4	39	0
1992	Walter Stanley	28	227	8.1	50	0
1993	**TROY BROWN**	**25**	**224**	**9.0**	**19**	**0**
1994	**TROY BROWN**	**24**	**202**	**8.4**	**38**	**0**
1995	David Meggett	45	383	8.5	23	0
1996	David Meggett	52	588	11.3	60t	1
1997	David Meggett	45	467	10.4	47	0
1998	**TROY BROWN**	**17**	**225**	**13.2**	**39**	**0**
1999	**TROY BROWN**	**38**	**405**	**10.7**	**52**	**0**

PATRIOTS INDIVIDUAL RECORDS

The following records relate to service with the Patriots and reflect only regular season activity; postseason playoff competition is excluded. Number of games per season: 1960-1977 (14); 1978-81 (16); 1982 (9); 1983-86 (16); 1987 (15), and 1988-99 (16).
bold = record set in 1999; **bold** = player on current roster

SERVICE

MOST
Seasons — 16 Steve Grogan, 1975-90
15 Julius Adams, 1971-77, 79-85, 87
14 Steve Nelson, 1974-87
13 Bruce Armstrong, 1987-99
Raymond Clayborn, 1977-89
John Hannah, 1973-85
Stanley Morgan, 1977-89
Mosi Tatupu, 1978-90

Games (100 Games Played) —

	Player, Pos.	Games	Years
1.	Julius Adams, DE	206	1971-87*
2.	Bruce Armstrong, OT	196	1987-99
3.	Mosi Tatupu, RB	194	1978-90
4.	Raymond Clayborn, CB	191	1977-89
5.	John Hannah, OG	183	1973-85
6.	Stanley Morgan, WR	180	1977-89
7.	Steve Nelson, LB	174	1974-87
8.	Tom Neville, OT	160	1965-77
9.	Pete Brock, C	154	1976-87
10.	Gino Cappelletti, K/WR	152c	1960-70
11	Andre Tippett, LB	151	1982-93
12.	Bill Lenkaitis, C	151	1971-81
13.	Steve Grogan, QB	149	1975-90
14.	Roland James, SS	145	1980-90
15.	Fred Marion, FS	144	1982-91
16.	Ben Coates, TE	142	1991-99
	Houston Antwine, DT	142	1961-71
18.	Jim Lee Hunt, DT	141	1960-70
19.	Len St. Jean, OG	140c	1964-73
20.	Don Webb, DB	134	1961-71
21.	Ray Hamilton, NT	132	1973-81
22.	Jon Morris, C	130	1964-74
23.	Irving Fryar, WR	129	1984-92
24.	Johnny Rembert, LB	126	1983-92
25.	Jim Colclough, WR	124	1960-68
	Steve King, LB	124	1973-81
	Charlie Long, OT	124	1961-69
28.	Vincent Brown, LB	123	1988-95
29.	Ronnie Lippett, CB	122	1983-91
	Lawrence McGrew, LB	122	1980-89
31.	Brent Williams, DE	121	1986-93
32.	Cedric Jones, WR	120	1982-90
33.	Sam Adams, OG	119	1972-80
	Ed Reynolds, LB	119	1983-91
	Tony McGee, DE	119	1974-81
36.	John Smith, K	116	1974-83
37.	Larry Eisenhauer, DE	115	1961-69
38.	Bob Dee, DE	112c	1960-67
39.	**Chris Slade**	**111+**	**1993-99**
40.	Tim Goad, NT	109	1988-94
41.	**Drew Bledsoe**	**106+**	**1993-99**
40.	Lin Dawson, TE	105	1981-90
41.	Maurice Hurst, CB	104	1989-95

c - denotes consecutive games played
+ - denotes active status
* - Julius Adams did not play in 1986.

SCORING

MOST POINTS
Career — 1,130 Gino Cappelletti, 1960-70
671 John Smith, 1974-82
469 Adam Vinatieri, 1996-99
442 Tony Franklin, 1984-87
408 Stanley Morgan, 1977-89

Season — 155 Gino Cappelletti, 1964 (7-td, 36-xp*, 25-fg)
147 Gino Cappelletti, 1961 (8-td, 48-xp, 17-fg)
140 Tony Franklin, 1986 (44-xp, 32 fg)
132 Gino Cappelletti, 1965 (27-xp, 17-fg, 9-td)
129 John Smith, 1980 (51-xp, 26-fg)

Game — 28 Gino Cappelletti vs. Hou., Dec. 18, 1965 (2-td, 4-xp, 4-fg)
24 Gino Cappelletti vs. Buf., Nov. 15, 1964 (3-td, 6-xp*)

Most Seasons Leading League —
5 Gino Cappelletti, 1961, 63-66
2 John Smith, 1979, 1980

TOUCHDOWNS

MOST
Career — 68 Stanley Morgan, 1977-89 (67-p, 1-rt)
50 Ben Coates, 1991-99 (50-p)
49 Sam Cunningham, 1973-79, 1981-82 (43-r, 6-p)
46 Jim Nance, 1965-71 (45-r, 1-p)
42 Gino Cappelletti, 1960-70 (42-p)
Larry Garron, 1960-68 (15-r, 26-p, 1-rt)

Season — 17 Curtis Martin, 1996 (14-r, 3-p)
15 Curtis Martin, 1995 (14-r, 1-p)
13 Stanley Morgan, 1979 (12-p, 1-rt)
Steve Grogan, 1976 (12-r, 1-f)
12 Mack Herron, 1974 (7-r, 5-p)
11 Horace Ivory, 1978 (11-r)
Sam Cunningham, 1974 (9-r, 2-p)
Jim Nance, 1966 (11-r)
Billy Lott, 1961 (5-r, 6-p)
10 Stanley Morgan, 1986 (10-p)
Irving Fryar, 1985 (1-r, 7-p, 2-rt)
Tony Collins, 1983 (10-r)
Andy Johnson, 1976 (6-r, 4-p)
Jim Colclough, 1962 (10-p)

Game — 3 Accomplished 17 times; Most recent: Curtis Martin, vs. Miami, Nov. 3, 1996 (3-r)

*includes one two-point conversion

PAT KICKS

MOST ATTEMPTS

Career — 353 Gino Cappelletti, 1960-70
323 John Smith, 1974-83
166 Tony Franklin, 1984-87
144 Adam Vinatieri, 1996-99
73 Matt Bahr, 1993-95

Season — 51 John Smith, 1980
50 Gino Cappelletti, 1961
49 John Smith,1979
46 John Smith,1976
45 Tony Franklin, 1986

Game — 8 David Posey vs. NY Jets, Oct. 29, 1978
John Smith vs. NY Jets, Sept. 9, 1979
7 Gino Cappelletti vs. Buffalo, Oct. 22, 1961
John Smith vs. Oakland, Oct. 3, 1976

MOST MADE

Career — 342 Gino Cappelletti, 1960-70
308 John Smith, 1974-83
163 Tony Franklin, 1984-87
140 Adam Vinatieri, 1996-99
73 Matt Bahr, 1993-95

Season — 51 John Smith, 1980
48 Gino Cappelletti, 1961
46 John Smith, 1979
44 Tony Franklin, 1986
42 Tony Franklin, 1984
John Smith, 1974 and 1976

Game — 8 John Smith vs. NY Jets, Sept. 9, 1979
7 David Posey vs. NY Jets, Oct. 29, 1978
Gino Cappelletti vs. Buffalo, Oct. 22, 1961

MISCELLANEOUS SCORING

SAFETY

Game — 1 Accomplished 20 times,Most recent: Don Blackmon at Tampa Bay, 10-27-85

Season — 2 Don Blackmon at Tampa Bay, 10-27-85 and vs. Green Bay, 9-8-85

(NOTE: See fumble section for scoring on fumbles)

MISSED FG RETURNED FOR TD

91 yds Ron Burton vs. Denver, Nov. 11, 1962

BLOCKED FG RETURNED FOR TD

71 yds Raymond Clayborn at Houston, Oct. 18, 1987
65 yds Mike Haynes at NY Jets, Oct. 5, 1980
45 yds Larry Carwell vs. Cincinnati, Sept. 17, 1971

BLOCKED PUNT RETURNED FOR TD

31 yds Rod McSwain at LA Rams, Nov. 16, 1986
20 yds Don Webb vs. San Diego, Dec. 17, 1961
17 yds Mosi Tatupu at New Orleans, Nov. 30, 1986
8 yds Rick Sanford vs. Baltimore, Nov. 18, 1979
4 yds Tedy Bruschi vs. Baltimore, Oct. 6, 1996
3 yds Willie Scott vs. Indianapolis, Nov. 22, 1987
0 yds Leroy Moore vs. Oakland, Nov. 17, 1961

FIELD GOALS

MOST ATTEMPTS

Career — 333 Gino Cappelletti, 1960-70
191 John Smith, 1974-83
136 Adam Vinatieri, 1996-99
125 Tony Franklin, 1984-87
72 Matt Bahr, 1993-95
69 Jason Staurovsky, 1988-91

Season — 41 Tony Franklin, 1986
39 Adam Vinatieri, 1998
38 Gino Cappelletti, 1963
37 Gino Cappelletti, 1962
Gino Cappelletti, 1964
35 Adam Vinatieri, 1996
34 Matt Bahr, 1994
John Smith, 1980
Gino Cappelletti, 1969

Game —
7 Jason Staurovsky, vs. Indy, Dec. 3, 1989
Gino Cappelletti vs. Cin., Nov. 16, 1969
Gino Cappelletti vs. Buf., Sept. 24, 1967
Gino Cappelletti vs. S.D., Sept. 20, 1964
6 Adam Vinatieri vs. Jack, Sept. 22, 1996
Gino Cappelletti vs. NYJ, Sept. 27, 1964
6 Gino Cappelletti vs. Hou., Dec. 18, 1965

Most Seasons Leading League —
3 Gino Cappelletti, 1961, 63-64

MOST MADE

Career — 176 Gino Cappelleti, 1960-70
128 John Smith, 1974-83
109 Adam Vinatieri, 1996-99
93 Tony Franklin, 1984-87
55 Matt Bahr, 1993-95
50 Jason Staurovsky, 1988-91

Season — 32 Tony Franklin, 1986
31 Adam Vinatieri, 1998
27 Adam Vinatieri, 1996
Matt Bahr, 1994
26 **Adam Vinatieri, 1999**
John Smith, 1980
25 Adam Vinatieri, 1997
Gino Cappelletti, 1964

Game —
6 Gino Cappelletti vs. Denver, Oct. 4, 1964
5 Adam Vinatieri vs. Jacksonville, Sept. 22. 1996
Jason Staurovsky, vs. Indianapolis, Dec. 3, 1989

Game (No Misses) —
6 Gino Cappelletti vs. Denver, Oct. 4, 1964

Longest Made —
55 **Adam Vinatieri at St. Louis, Dec. 13, 1998**
Matt Bahr at Miami, Nov. 12, 1995
53 Gino Cappelletti vs. NY Jets, Nov. 28, 1965
Jason Staurovsky vs. Seattle, Oct. 7, 1990
52 Adam Vinatieri vs. Buffalo, Oct. 12, 1997
51 **Adam Vinatieri, vs. Baltimore, Jan. 2, 2000**
Matt Bahr vs. Denver, Oct. 8, 1995
Charlie Gogolak vs. Miami, Oct. 17, 1971
Gino Cappelletti vs. Denver, Nov. 20, 1964

RUSHING

MOST ATTEMPTS

Career — 1,385 Sam Cunningham, 1973-79, 1981-82
1,323 Jim Nance, 1965-71
1,191 Tony Collins, 1981-87
958 Curtis Martin, 1995-97
891 John Stephens, 1988-92
820 Don Calhoun, 1975-81

Season — 368 Curtis Martin, 1995
316 Curtis Martin, 1996
300 Leonard Russell, 1993
299 Jim Nance, 1966
297 John Stephens, 1988

Game —
40 Curtis Martin vs. NYJ, Sept. 14, 1997 (199 yards)
38 Jim Nance vs. Oak., Oct. 30, 1966 (208 yds)
36 Curtis Martin vs. Buf., Oct. 23, 1995 (127 yds)
35 Curtis Martin vs. Indy, Nov. 24, 1996 (141 yds)
Curtis Martin at NYJ, Nov. 5 1995 (166 yds)
Michael LeBlanc vs. Buf., Oct. 11, 1987 (146 yds)
John Stephens vs. Chi., Oct. 30, 1988 (124 yds)
34 Jim Nance vs. Buffalo, Sept. 24, 1967 (185 yds)

Seasons Leading League — 3 Jim Nance, 1966-67, 69

MOST YARDAGE

Career — 5,453 Sam Cunningham, 1973-79, 1981-82
5,323 Jim Nance, 1965-71
4,647 Tony Collins, 1981-87
3,799 Curtis Martin 1995-97
3,391 Don Calhoun, 1975-81

Season — 1,487 Curtis Martin, 1995
1,458 Jim Nance, 1966
1,227 Craig James, 1985
1,216 Jim Nance, 1967
1,168 John Stephens, 1988
1,160 Curtis Martin, 1997
1,152 Curtis Martin, 1996
1,115 Robert Edwards, 1998
1,088 Leonard Russell, 1993
1,049 Tony Collins, 1983
1,015 Sam Cunningham, 1977

Game —
212 Tony Collins vs. NY Jets, Sept. 18, 1983 (23 att.)
208 Jim Nance vs. Oakland, Oct. 30, 1966 (38 att.)
199 Curtis Martin vs. NY Jets, Sept. 14, 1997 (40 att.)
196 Robert Edwards at St. Louis, Dec. 13, 1998 (24 att.)
185 Jim Nance vs. Buffalo, Sept. 24, 1967 (34 att.)

Seasons Leading League — 2 Jim Nance, 1966-67

LONGEST RUN FROM SCRIMMAGE

85 Larry Garron vs. Buffalo, Oct. 22, 1961 (TD)
80 Carl Garrett vs. Miami, Nov. 9,-1969 (TD)
77 Robert Weathers vs. Balt., Sept. 4, 1983 (TD)
Ron Burton at Denver, Oct. 23, 1960
75 Sam Cunningham, Oct. 20, 1974 (TD)
74 Don Calhoun at St. Louis, Sept. 10, 1978

HIGHEST AVG. GAIN

Career (450 Attempts) —
4.22 Craig James, 1984-88 (585-2,469)
4.16 Carl Garrett, 1969-72 (537-2,235)
4.13 Don Calhoun, 1974-81 (820-3,391)
4.02 Jim Nance, 1965-71 (1,323-5,323)
3.96 Curtis Martin, 1995-97 (958-3,799)
3.95 Mosi Tatupu, 1978-90 (612-2,415)
3.94 Sam Cunningham, 1973-79, 81-82 (1,385-5,453)

Season (100 Attempts) —
5.59 Don Calhoun, 1976 (129-721)
5.45 Mosi Tatupu, 1983 (106-578)
5.04 Carl Garrett, 1969 (137-691)
4.94 Craig James, 1984 (160-790)
4.91 Horace Ivory, 1978 (141-693)

Game (10 Attempts) —
11.60 Larry Garron vs. Buffalo, Oct. 22, 1961 (10-116)
11.36 Sam Cunningham at Buffalo, Oct. 20, 1974 (11-125)
10.77 Larry Garron vs. Oakland, Oct. 26, 1962 (13-140)

MOST TOUCHDOWNS

Career — 45 Jim Nance, 1965-71
43 Sam Cunningham, 1973-79, 1981
35 Steve Grogan, 1975-90
32 Curtis Martin, 1995-97
Tony Collins, 1981-87
23 Don Calhoun, 1975-81

Season — 14 Curtis Martin, 1996
Curtis Martin, 1995
12 Steve Grogan, 1976
11 Horace Ivory, 1978
Jim Nance, 1966
10 Tony Collins, 1983
9 **Robert Edwards, 1998**
Don Calhoun, 1980

Game — 3 Curtis Martin, vs. Miami, Nov. 3, 1996
Mosi Tatupu at LA Rams, Dec. 11, 1983
Tony Collins vs. NY Jets, Sept. 18, 1983
Sam Cunningham at Buffalo, Oct. 20, 1974

Seasons Leading League —
1 Jim Nance, 1966

PASSING

MOST ATTEMPTS

Career —

3,921	**Drew Bledsoe, 1993-99**
3,593	Steve Grogan, 1975-90
2,413	Vito (Babe) Parilli, 1961-67
1,503	Jim Plunkett, 1971-75
1,500	Tony Eason, 1983-89

Season —

691	**Drew Bledsoe, 1994**
636	**Drew Bledsoe, 1995**
623	**Drew Bledsoe, 1996**
539	**Drew Bledsoe, 1999**
522	**Drew Bledsoe, 1997**
481	**Drew Bledsoe, 1998**
473	Vito "Babe" Parilli, 1964

Game —

70	**Drew Bledsoe vs. Minnesota, Nov. 13, 1994***
60	**Drew Bledsoe at Pittsburgh, Dec. 16, 1995**
59	Steve Grogan vs. New Orleans, Nov. 12, 1989
56	**Drew Bledsoe vs. Denver, Oct. 8, 1995**
	Marc Wilson at Pittsburgh, Dec. 17, 1989
55	**Drew Bledsoe vs. LA Raiders, Oct. 19, 1994**

Most Season's Leading the League —

3 Drew Bledsoe, 1994-96

MOST COMPLETIONS

Career —

2,192	**Drew Bledsoe, 1993-99**
1,879	Steve Grogan, 1975-90
1,140	Vito (Babe) Parilli, 1961-67
876	Tony Eason, 1983-89
729	Jim Plunkett, 1971-75

Season —

400	**Drew Bledsoe, 1994**
373	**Drew Bledsoe, 1996**
323	**Drew Bledsoe, 1995**
314	**Drew Bledsoe, 1997**
305	**Drew Bledsoe, 1999**
276	Tony Eason,1986

Game —

45	**Drew Bledsoe vs. Minnesota, Nov. 13, 1994***
39	**Drew Bledsoe at Pittsburgh, Dec. 16, 1995**
36	Tony Eason at LA Rams, Nov. 16, 1986
34	Tom Ramsey vs. Philadelphia, Nov. 29, 1987
32	**Drew Bledsoe vs. Buffalo, Oct. 27, 1996**
	Drew Bledsoe at Miami, Sept. 5, 1994
31	**Drew Bledsoe at Indianapolis, Dec. 12, 1999**
	Drew Bledsoe at New York Giants, Dec. 21, 1996

Most Season's Leading the League —

2 Drew Bledsoe, 1994, 1996

*NFL Record

PASSING EFFICIENCY (Pct)

Career (500 Attempts) —

.604	Hugh Millen, 1991-92 (612-370)
.584	Tony Eason, 1983-89 (1500-876)
.559	**Drew Bledsoe, 1993-98 (3921-2192)**
.523	Steve Grogan, 1975-90 (3593-1879)
.485	Jim Plunkett, 1971-75 (1503-729)
.472	Babe Parilli, 1961-67 (2413-1140)
	Butch Songin, 1960-61 (604-285)

Season (100 Attempts) —

.616	Tony Eason, 1986 (448-276)
.611	Hugh Millen, 1992 (203-124)
.608	Steve Grogan, 1986 (102-62)
.602	**Drew Bledsoe, 1997 (522-314)**
.601	Tony Eason, 1984 (431-259)
	Hugh Millen, 1991 (409-246)

Game (20 Attempts) —

.800	Babe Parilli vs. Miami, Oct. 15, 1967 (20-16)
.769	Hugh Millen at Miami, Nov. 10, 1991 (26-20)
.750	Tony Eason vs. Green Bay, Sept. 8, 1985 (28-21)
.732	**Drew Bledsoe vs. Miami, Nov. 3, 1996 (41-30)**
.727	Tony Eason vs. Buffalo, Nov. 23, 1986 (33-24)

Most Seasons Leading League —

1 Vito (Babe) Parilli, 1961

MOST YARDAGE

Career —

26,886	Steve Grogan, 1975-90
25,966	**Drew Bledsoe, 1993-99**
16,747	Vito (Babe) Parilli, 1961-67
10,732	Tony Eason, 1983-89
9,932	Jim Plunkett, 1971-75

Season —

4,555	**Drew Bledsoe, 1994**
4,086	**Drew Bledsoe, 1996**
3,985	**Drew Bledsoe, 1999**
3,706	**Drew Bledsoe, 1997**
3,633	**Drew Bledsoe, 1998**
3,507	**Drew Bledsoe, 1995**
3,465	Vito (Babe) Parilli, 1964

Game —

426	**Drew Bledsoe vs. Minnesota, Nov. 13, 1994**
423	**Drew Bledsoe vs. Miami, Nov. 23, 1998**
421	**Drew Bledsoe at Miami, Sept. 5, 1994**
419	**Drew Bledsoe vs. Miami, Nov. 3, 1996**
414	Tony Eason vs. Seattle, Sept. 21, 1986
402	Tom Ramsey vs. Philadelphia, Nov. 29, 1987
401	Steve Grogan vs. NY Jets, Oct. 12, 1986

Seasons Leading League —

1 Drew Bledsoe, 1994

Vito (Babe) Parilli, 1964

PASSING (Cont.)

Longest Completion —
90t Tony Eason at Chicago, Sept. 15, 1985 (to Craig James)
88t Jim Plunkett vs. Baltimore, Dec. 19, 1971 (to Randy Vataha)
87t Tom Sherman vs. NY Jets, Oct. 27, 1968 (to Jim Whalen)
86t Drew Bledsoe at Pittsbugh, Dec. 6, 1998 (to Terry Glenn)
84t Drew Bledsoe vs. Miami, Nov. 3, 1996 (to Ben Coates)

HAD INTERCEPTED

Fewest
Career (500 Attempts) —
24 Butch Songin, 1960-61
44 Mike Taliaferro, 1968-70
48 Tony Eason, 1983-89

Season (100 Attempts) —
2 Steve Grogan, 1986 (102 att.)
4 Scott Zolak, 1992 (100 att.)
Steve Grogan, 1982 (122 att.)
5 Steve Grogan, 1985 (156 att.)
5 Tom Hodson, 1990 (156 att.)

Game (25 attempts) —
0 **Accomplished many times. Most recent: Drew Bledsoe at Buffalo, Nov. 15, 1998**

Most
Career (500 attempts) —
208 Steve Grogan, 1975-90
138 Babe Parilli, 1961-67
123 Drew Bledsoe, 1993-99
87 Jim Plunkett, 1971-75

Season —
27 Drew Bledsoe, 1994
Babe Parilli, 1964
26 Babe Parilli, 1965
25 Jim Plunkett, 1972
24 Babe Parilli, 1967
Babe Parilli, 1963
23 Steve Grogan, 1978

Game (25 attempts) —
6 Steve Grogan vs. San Francisco, Nov. 30, 1980
Babe Parilli vs. Denver, Sept. 3, 1967
5 Drew Bledsoe at Miami, Nov. 21, 1999
Drew Bledsoe at Pittsburgh, Dec. 5, 1993
Steve Grogan at Detroit, Oct. 10, 1976
Steve Grogan at Baltimore, Dec. 21, 1975
Mike Taliaferro vs. NY Jets, Oct. 27, 1968
Babe Parilli vs. Buffalo, Sept. 11, 1965
Babe Parilli vs. NY Jets, Oct. 31, 1964

Lowest Percentage Season —
1.9 Tony Eason, 1984 (8-431)
2.0 Steve Grogan, 1986 (2-102)
2.2 Tony Eason, 1986 (10-448)
2.4 Drew Bledsoe, 1996 (15-623)
2.5 Drew Bledsoe, 1995 (13-136)

Seasons Leading League —
Fewest
2 Vito (Babe) Parilli, 1961 (tied), 1962
1 Tony Eason, 1984
Ed (Butch) Songin, 1961 (tied)

Most
1 Vito (Babe) Parilli, 1964 (tied)

MOST TOUCHDOWNS

Career —
182 Steve Grogan, 1975-90
147 Drew Bledsoe, 1993-99
132 Vito (Babe) Parilli, 1961-67
62 Jim Plunkett, 1971-75
60 Tony Eason, 1983-89

Season —
31 Vito (Babe) Parilli, 1964
28 Drew Bledsoe, 1997
28 Steve Grogan, 1979
27 Drew Bledsoe, 1996
25 Drew Bledsoe, 1994
23 Tony Eason, 1984

Game —
5 Steve Grogan vs. NY Jets, Sept. 9, 1979
Vito (Babe) Parilli at Buffalo, Nov. 15, 1964
Vito (Babe) Parilli vs. Miami, Oct. 15, 1967
4 **Accomplished 15 times. Most Recent: Drew Bledsoe at Arizona, Oct. 31, 1999**

Seasons Leading League —
1 Steve Grogan, 1979 (tied Brian Sipe of Clev.-28)
1 Babe Parilli, 1964

RECEIVING

MOST RECEPTIONS

Career —

534 Stanley Morgan, 1977-89
490 Ben Coates, 1991-99
363 Irving Fryar, 1984-92
292 Gino Cappelletti, 1960-70
283 Jim Colclough, 1960-68

Season —

96 Ben Coates, 1994
90 Terry Glenn, 1996
84 Ben Coates, 1995
Stanley Morgan, 1986
82 Marv Cook, 1991
77 Tony Collins, 1986

Game —

13 Terry Glenn at Cleveland, Oct. 3, 1999 (214 yds)
12 Ben Coates at Indy, Nov. 27, 1994 (119)
11 Ben Coates at Pittsburgh, Dec. 16, 1995 (83)
Leroy Thompson vs. Min., Nov. 13, 1994 (74)
Tony Collins vs. Phi., Nov. 29, 1987 (100)
Art Graham vs. K.C., Nov. 20, 1966 (134)
10 Ben Coates vs. Buffalo, Nov. 29, 1998 (70)
Ben Coates at Indianapolis, Nov. 1, 1998 (109)
Terry Glenn vs. Miami, Nov. 3, 1996 (119)
Ben Coates vs. Min., Nov. 13,1994 (74)
Michael Timpson vs. Min., Nov. 13, 1994 (113)
Tony Romeo vs. K.C., Nov. 17, 1963 (149)
Tony Collins at LA Rams, Nov. 16, 1986 (66)
Marv Cook vs. Houston, Sept. 22, 1991 (99)

YARDAGE

Career —

10,352 Stanley Morgan, 1977-89
5,726 Irving Fryar, 1984-92
5,471 Ben Coates, 1991-99
5,001 Jim Colclough, 1960-68
4,589 Gino Cappelletti, 1960-70

Season —

1,491 Stanley Morgan, 1986
1,174 Ben Coates, 1994
1,147 Terry Glenn, 1999
1,132 Terry Glenn, 1996
1,029 Stanley Morgan, 1981
1,014 Irving Fryar, 1991
1,013 Harold Jackson, 1979
1,002 Stanley Morgan, 1979

Game —

214 Terry Glenn at Cleveland, Oct. 3, 1999 (13 rec)
193 Terry Glenn at Pittsburgh, Dec. 6, 1998 (9)
182 Stanley Morgan vs. Miami, Nov. 8, 1981 (5)
170 Stanley Morgan vs. Baltimore, Nov. 26, 1978 (5)
167 Art Graham vs. Houston, Nov. 6, 1964 (8)
165 Irving Fryar at N.Y. Jets, Oct. 4, 1992 (8)
163 Terry Glenn vs. Green Bay, Oct. 27, 1997 (7)

Longest Reception —

90t Craig James at Chicago, Sept. 15, 1985 (from Tony Eason)
88t Randy Vataha vs. Baltimore, Dec. 19, 1971 (from Jim Plunkett)
87t Jim Whalen vs. NY Jets, Oct. 27, 1968 (from Tom Sherman)
86 Terry Glenn at Pittsburgh, Dec. 6, 1998 (from Drew Bledsoe)
84t Ben Coates vs. Miami, Nov. 3, 1996 (from Drew Bledsoe)

AVERAGE GAIN

Career (150 Minimum) —

20.3 Harold Jackson, 1978-81 (156-3,162)
19.3 Stanley Morgan, 1977-89 (534-10,352)
17.7 Jim Colclough, 1960-68 (283-5,001)
15.8 Irving Fryar, 1984-92 (363-5,726)
15.7 Gino Cappelletti, 1960-70 (292-4,589)

Season (35 Minimum) —

23.4 Stanley Morgan, 1981 (44-1,029)
22.8 Stanley Morgan, 1979 (44-1,002)
22.5 Harold Jackson, 1979 (45-1,013)
22.0 Stanley Morgan, 1980 (45-991)
21.7 Jim Colclough, 1962 (40-868)

Game (4 Minimum) —

36.4 Stanley Morgan vs. Miami, Nov. 8, 1981 (5-182)
35.5 Stanley Morgan vs. S.F., Nov. 30, 1980(4-142)
Jim Colclough vs. NYJets, Oct. 6, 1962 (4-142)
35.0 Aaron Marsh vs. N.Y.Jets, Sept. 22, 1968 (4-140)
34.0 Stanley Morgan at Balt., Nov. 26, 1978 (5-170)

TOUCHDOWNS

Career —

67 Stanley Morgan, 1977-89
50 Ben Coates, 1991-99
48 Gino Cappelletti, 1960-68
39 Jim Colclough, 1960-68
37 Irving Fryar, 1984-92

Season —

12 Stanley Morgan, 1979
10 Stanley Morgan, 1986
Jim Colclough, 1962
9 Ben Coates, 1996
Randy Vataha, 1971
Gino Cappelletti, 1965
Jim Colclough, 1960,1961

Game —

3 Accomplised Seven Times. Most Recent: Ben Coates at Buffalo, Nov. 26, 1995

INTERCEPTIONS

MOST INTERCEPTIONS

Career —

36 Raymond Clayborn, 1977-89
29 Ron Hall, 1961-67
29 Roland James, 1980-90
29 Fred Marion, 1982-91
28 Mike Haynes, 1976-82

Season —

11 Ron Hall, 1964
9 Ty Law, 1998
8 Ronnie Lippett, 1986
Mike Haynes, 1976
Bob Suci, 1963
7 Accomplished 5 times. Most recent:
Maurice Hurst, 1994

Game —

3 Accomplished 6 times. Most recent:
Roland James at Buffalo, Oct. 23, 1983

RETURN YARDAGE

Career —

555 Raymond Clayborn, 1977-89
476 Ron Hall, 1961-67
457 Fred Marion, 1982-91
420 Ronnie Lippett 1984-91
393 Mike Haynes, 1976-82

Season —

277 Bob Suci, 1963
189 Fred Marion, 1985
182 Prentice McCray, 1976
159 Ron Hall, 1966
153 Don Webb, 1961

Game —

118 Prentice McCray at NY Jets, Nov. 21, 1976 (2)
115 Fred Marion at Seattle, Nov. 17, 1985 (2)
110 Bob Suci vs. Houston, Nov. 1, 1963 (2)
100 Jimmy Hitchcock, vs. Miami, Nov. 23, 1997 (1)
99 Rick Sanford at Chicago, Dec. 5, 1982 (1)

Longest Return —

100 Jimmy Hitchcock, vs. Miami, Nov. 23, 1997 (TD)
99 Rick Sanford at Chicago, Dec. 5, 1982 (TD)
98 Bob Suci vs. Houston, Nov. 1, 1963 (TD)
87 Ron Hall vs. Denver, Sept. 18, 1966
85 Raymond Clayborn at Clev., Oct. 7, 1984 (TD)
83 Fred Marion at Seattle, Nov. 17, 1985 (TD)

TOUCHDOWNS

Career —

3 Ty Law, 1995-99
2 Ronnie Lippett, 1983-91
Prentice McCray, 1974-80
Don Webb, 1961-62, 64-71
John Charles, 1967-69
Bob Suci, 1963

Season —

2 Ronnie Lippett, 1987
Prentice McCray, 1976
Bob Suci, 1963
Don Webb, 1961

Game

2 Prentice McCray at NY Jets, Nov. 21, 1976

PUNTING

MOST PUNTS

Career —

468 Rich Camarillo, 1981-87
377 Tom Yewcic, 1961-67
243 Tom Janik, 1969-71
222 Mike Patrick, 1975-78
215 Tom Tupa, 1996-98

Season —

103 Shawn McCarthy, 1992
92 Rich Camarillo, 1985
91 Jeff Feagles, 1988
90 **Lee Johnson, 1999**
Brian Hansen, 1990
89 Rich Camarillo, 1986

Game —

11 Shawn McCarthy, vs. New Orleans, Nov. 8, 1992
Rich Camarillo at Chicago, Sept. 15, 1985
Rich Camarillo at Dallas, Nov. 22, 1984
Jim Fraser vs. NY Jets, Oct. 2, 1966
10 **Lee Johnson, at Arizona, Oct. 31, 1999**
Shawn McCarthy, vs. Indy, Dec. 6, 1992
Tom Greene vs. Houston, Dec. 18, 1960
Tom Yewcic vs. Buffalo, Dec. 1, 1963
Tom Yewcic vs. Buffalo, Nov. 15, 1964
Bob Scarpitto vs. Oakland, Oct. 6, 1968
Brian Hansen vs. Indianapolis, Nov. 11, 1990

YARDAGE

Career —

19,922 Rich Camarillo, 1981-87
14,553 Tom Yewcic, 1961-67
9,602 Tom Tupa, 1996-98
9,516 Tom Janik, 1969-71
8,481 Mike Patrick, 1975-78

Season —

4,212 Shawn McCarthy, 1992
3,953 Rich Camarillo, 1985
3,752 Brian Hansen, 1990
3,746 Rich Camarillo, 1986
3,735 Lee Johnson, 1999
3,615 Rich Camarillo, 1983

Game —

514 Rich Camarillo at Chicago, Sept. 15, 1985 (11)
479 Rich Camarillo at Dallas, Nov. 22, 1984 (11)
436 Bob Scarpitto vs. Oakland, Oct. 6, 1968 (10)
426 Rich Camarillo at Oakland, Nov. 1, 1981 (9)
417 Tom Yewcic at Buffalo, Nov. 15, 1964 (10)

Longest Punt —

93 Shawn McCarthy at Buffalo, Nov. 3, 1991
89 Luke Prestridge vs. Miami, Oct. 21, 1984
87 Bob Scarpitto at Denver, Sept. 29, 1968
82 Luke Prestridge vs. NY Jets, Oct. 28, 1984
76 Rich Camarillo vs. N.Y. Jets, Sept. 19, 1982

PUNTING (Cont.)

HIGHEST AVERAGE YARDAGE

Career (100 Punts Min.) —

44.7 Tom Tupa, 1996-98 (215)
42.6 Rich Camarillo, 1981-87 (468)
40.0 Terry Swanson, 1967-68 (127)
39.8 Shawn McCarthy, 1991-92 (172)
38.6 Tom Yewcic, 1961-67 (377)
38.2 Mike Patrick, 1975-78 (222)

Season (Qualifiers) —

45.8 Tom Tupa, 1997
44.6 Rich Camarillo, 1983
44.5 Tom Tupa, 1998

Season (Qualifiers) continued —

43.7 Rich Camarillo, 1982
43.5 Tom Tupa, 1996
42.9 Rich Camarillo, 1985

Game (4 Punts Min.) —

55.6 Tom Tupa, at Indianapolis, Sept. 7, 1997 (5)
54.3 Pat O'Neill at Detroit, Sept. 25, 1994 (4)
51.9 Tom Tupa, at Denver, Oct. 6, 1997 (7)
51.3 Tom Tupa, vs. San Diego, Aug. 31, 1997 (4)
51.2 Tom Tupa, vs. Indianapolis, Nov. 30, 1997 (5)
Shawn McCarthy at Buffalo, Nov. 3, 1991 (5)

PUNT RETURNS

MOST

Career —

206 Irving Fryar, 1984-91
142 David Meggett, 1995-97
111 Mike Haynes, 1976-80
104 Troy Brown, 1993-99
92 Stanley Morgan, 1977-89

Season —

52 David Meggett, 1996
45 David Meggett, 1997
David Meggett, 1995
Mike Haynes, 1976
38 **Troy Brown, 1999**
Irving Fryar, 1988
Ricky Smith, 1983

Game —

10 Ronnie Harris at Pittsburgh, Dec. 5, 1993
7 David Meggett vs. NY Jets, Dec. 10, 1995
Ray Crittenden vs. Green Bay, Nov. 2, 1994
Irving Fryar at Dallas, Nov. 22, 1984
6 Accomplished Seven Times, Most Recent:
David Meggett vs. San Diego, Aug. 31, 1997

Most Seasons Leading League —

1 Irving Fryar, 1985
Ron Burton, 1962
Fred Bruney, 1961

MOST YARDAGE

Career —

2,055 Irving Fryar, 1984-91
1,443 David Meggett, 1995-97
1,159 Mike Haynes, 1976-81
1,056 Troy Brown, 1993-99
960 Stanley Morgan, 1977-1989

Season —

608 Mike Haynes, 1976
588 David Meggett, 1996
520 Irving Fryar, 1985
517 Mack Herron, 1974
467 David Meggett, 1997

Game —

156 Mike Haynes vs. Buffalo, Nov. 7, 1976
133 Stanley Morgan vs. Buffalo, Nov. 20, 1977
133 Irving Fryar at Buffalo, Sept. 22, 1985
126 Billy Johnson vs. Houston, Nov. 5, 1967

LONGEST PUNT RETURN

89 Mike Haynes vs. Buffalo, Nov. 7, 1976 (TD)
85 Irving Fryar at Buffalo, Sept. 22, 1985 (TD)
80 Stanley Morgan vs. Balt., Nov. 18, 1979 (TD)
77 Irving Fryar vs. Indianapolis, Nov. 10, 1985 (TD)
75 Roland James vs. NY Jets, Nov. 2, 1980

HIGHEST AVG. YARDAGE

Career (20 Returns) —

12.0 Mack Herron, 1973-75 (74-888)
11.3 Carl Garrett, 1969-72 (43-487)
10.4 Mike Haynes, 1976-81 (111-1159)
Stanley Morgan, 1977-89 (92-960)
10.2 **Troy Brown, 1993-99 (104-1056)**
David Meggett, 1995-97 (142-1443)
10.0 Irving Fryar, 1984-92 (70-2055)

Season (Qualifiers) —

14.8 Mack Herron, 1974
14.1 Irving Fryar, 1985
13.5 Mike Haynes, 1976
10.8 Mack Herron, 1973
10.7 Troy Brown, 1999

Game (3 Returns) —

39.0 Mike Haynes vs. Buffalo, Nov. 7, 1976 (4)
35.7 Ricky Smith vs. Baltimore, Sept. 4, 1981 (3)

TOUCHDOWNS

Career —

3 Irving Fryar, 1984-91
2 Mike Haynes, 1976-81

Season —

2 Irving Fryar, 1985
Mike Haynes, 1976

Game —

1 David Meggett at NY Giants, Dec. 21, 1996
Irving Fryar vs. Atlanta, Nov. 2, 1986
Irving Fryar vs. Indianapolis, Nov. 10, 1985
Irving Fryar at Buffalo, Sept. 22, 1985
Roland James vs. NY Jets, Nov. 2, 1980
Stanley Morgan vs. Baltimore, Nov. 18, 1979
Mike Haynes vs. Denver, Nov. 28, 1976
Mike Haynes vs. Buffalo, Nov. 7, 1976

KICKOFF RETURNS

MOST

Career —
107 Stephen Starring, 1983-87
105 David Meggett, 1995-97
92 Carl Garrett, 1969-72
89 Larry Garron, 1960-68
84 Troy Brown, 1993-99
80 Sammy Martin, 1988-90

Season —
48 Stephen Starring, 1985
42 Ricky Smith, 1983
41 Mack Herron, 1973
39 **Kevin Faulk, 1999**
Tony Collins, 1981
38 David Meggett, 1995

Game —
8 Willie Porter vs. NY Jets, Sept. 22, 1968
6 By many players, Most recent:
Stephen Starring at Indianapolis, Oct. 25, 1987

Most Seasons Leading League —
1 Jon Vaughn, 28.2 (20-564), 1992
Horace Ivory, 27.6 (36-992), 1980
Raymond Clayborn, 31.0 (28-869), 1977

YARDAGE

Career —
2,561 David Meggett, 1995-97
2,299 Larry Garron, 1960-68
2,259 Stephen Starring, 1983-87
2,251 Carl Garrett, 1969-72
1,834 **Troy Brown, 1993-99**
Sammy Martin, 1988-90

Season —
1,092 Mack Herron, 1973
1,085 Derrick Cullors, 1998
1,012 Stephen Starring, 1985
992 Horace Ivory, 1980
964 David Meggett, 1995

Game —
206 Allen Carter at Baltimore, Dec. 21, 1975
175 Carl Garrett vs. Buffalo, Oct. 11, 1969

LONGEST
101 Raymond Clayborn at Balt., Dec. 18, 1977 (TD)
100 Jon Vaughn at Cincinnati, Dec. 20, 1992 (TD)
Raymond Clayborn at NYJ, Oct. 2, 1977 (TD)
99 Allen Carter at Baltimore, Dec. 21, 1975 (TD)
99 Jon Vaughn at Phoenix, Sept. 29, 1991 (TD)
98 Ricky Smith vs. NY Jets, Sept. 19, 1982 (TD)
Horace Ivory at Baltimore, Oct. 19, 1980 (TD)

HIGHEST AVG. YARDAGE

Career (20 Returns) —
27.2 Allen Carter, 1975-76 (33-898)
26.9 Raymond Clayborn, 1977-89 (57-1,538)
26.5 Horace Ivory, 1978-81 (45-1,191)
25.8 Larry Garron, 1960-67 (89-2,299)
25.3 Mack Herron, 1973-75 (71-1,796)

Season (Qualifiers) —
31.0 Raymond Clayborn, 1977
28.5 Larry Garron, 1962
28.4 Jess Phillips, 1976
28.3 Carl Garrett, 1969
28.2 Jon Vaughn, 1992

Game (3 Returns) —
49.3 Ron Burton vs. Dallas Texans, Nov. 3, 1961 (3)
47.0 Horace Ivory at Baltimore, Oct. 19, 1980 (3)

TOUCHDOWNS

Career —
3 Raymond Clayborn, 1977-89
2 Jon Vaughn, 1991-92
Larry Garron, 1960-68

Season —
3 Raymond Clayborn, 1977

Game —
1 Accomplished 14 times. Most recent:
Derrick Cullors at Buf. Nov. 9, 1997, (86 yd. TD)

FUMBLES

MOST

Career —
77 Steve Grogan, 1975-90
57 Drew Bledsoe, 1993-99
49 Sam Cunningham, 1973-79, 1981
42 Vito (Babe) Parilli, 1961-67

Season —
12 Steve Grogan, 1979
Sam Cunningham, 1975
Mack Herron, 1974
11 Drew Bledsoe, 1995

Game —
4 Vito (Babe) Parilli vs. Denver, Nov. 6, 1966
3 Accomplished 10 times. Most recent:
Steve Grogan at Buffalo, Dec. 20, 1987

MOST OWN RECOVERIES

Career —
31 Steve Grogan, 1975-90
23 Drew Bledsoe, 1993-99
19 Vito (Babe) Parilli, 1961-67

Season —
6 **Drew Bledsoe, 1999**
Steve Grogan, 1987
Vito (Babe) Parilli, 1963
Ricky Smith, 1984
5 Vito (Babe) Parilli, 1964

Game —
2 Accomplished 9 times. Most recent:
Steve Grogan vs. Miami, Sept. 13, 1987

FUMBLES (Cont.)

MOST OPPONENT RECOVERIES

Career —

17 Steve Nelson, 1974-87
Andre Tippett, 1982-93
15 Jim Hunt, 1960-70
14 Raymond Hamilton, 1973-80
13 Bob Dee, 1960-67

Season —

5 Bob Dee, 1961
4 Andre Tippett, 1993
Brent Williams, 1986
Steve Nelson, 1978
John Sanders, 1975
Larry Eisenhauer, 1964
Jack Rudolph, 1960

Game — 3 Steve Nelson vs. Philadelphia, Oct. 8, 1978
2 By 20 players. Most recent:
Johnny Rembert at NY Jets, Nov. 13, 1988

MOST RETURN YARDAGE

Career —

82 Don Webb, 1961-71
67 Jim Hunt, 1960-70

Season —

54 Brent Williams, 1986
53 Chad Eaton, 1999
52 Chuck Shonta, 1960

Game —

52 Chuck Shonta vs. NY Titans, Sept. 17, 1960 (1-opp)
51 Jim Hunt vs. Houston, Dec. 15, 1968 (1-opp)

LONGEST RETURN

52 Chuck Shonta vs. NY Titans, Sept. 17, 1960 (TD)
51 Jim Hunt vs. Houston, Dec. 15, 1968

TOUCHDOWNS

Own Fumbles Recovered For TD —

1 Eight players. Most recent:
John Stephens vs. Cincinnati, Oct. 16, 1988
(Recovered Robert Perryman fumble in the end zone)

Opponents' Fumbles Recovered For TD —

1 Accomplished many times.
Most recent: Chad Eaton vs. Baltimore, Jan. 2, 2000 (Returned 23 yards for a touchdown)

SACKS *

Career —

100.0 Andre Tippett, 1982-93
79.5 Julius Adams, 1971-77, 79, 85,87
72.5 Tony McGee, 1974-81
54.0 Ray Hamilton, 1973-81
46.5 Chris Slade, 1993-99

Season —

18.5 Andre Tippett, 1984
16.5 Andre Tippett, 1985
12.5 Andre Tippett, 1987
12.0 Tony McGee, 1978
12.0 Tony McGee, 1979

Rookie Season —

10.5 Garin Veris, 1985
9.0 Chris Slade, 1993

*Sacks have been an official NFL statistic since 1982—Totals reflect all-time Patriots

Career Sack Leaders

	Player	Sacks	Career Years
1.	Andre Tippett	100.0	1982-88, 90-93
2.	Julius Adams	79.5	1971-77, 79-85, 87
3.	Tony McGee	72.5	1974-81
4.	Ray Hamilton	54.0	1973-81
5.	**Chris Slade**	**46.5**	**1993-99**
6.	Larry Eisenhauer	45.5	1961-69
7.	Brent Williams	43.5	1986-93
8.	**Willie McGinest**	**39.5**	**1994-99**
9.	Houston Antwine	39.0	1961-71
10.	Garin Veris	36.0	1985-88, 90-91
11.	Richard Bishop	32.5	1976-81
12.	Don Blackmon	29.5	1981-87
13.	Jim Lee Hunt	29.0	1960-71
14.	Bob Dee	27.5	1960-67
15.	Rod Shoate	22.5	1975-81
16.	Steve Nelson	20.0	1974-81
17.	Mel Lunsford	19.5	1973-80
18.	Nick Buoniconti	18.0	1962-68
19.	**Henry Thomas**	**16.5**	**1997-99**
20.	Vincent Brown	16.5	1988-95
21.	Ken Sims	16.0	1982-89
22.	Toby Williams	15.5	1983-88
23.	Tom Addison	15.0	1960-70
24.	Jack Rudolph	14.5	1960-65
25.	Ron Berger	14.0	1969-72

PATRIOTS TEAM RECORDS

Note: Number of games per season: 1960-1977 (14); 1978-81 (16); 1982 (9); 1983-86 (16); 1987 (15), and 1988-99 (16).
bold = record set in 1999

VICTORIES

MOST
Season—
11 1996, 1986, 1985, 1978, 1976
10 1997, 1994, 1964, 1980

FEWEST
Season—
1 1990
2 1992, 1981, 1970

OFFENSIVE SCORING

MOST POINTS SCORED
Season (Points)—
441 1980
418 1996
413 1961
412 1986
411 1979

Season (Average)—
29.5 1961
27.6 1980
26.8 1976
26.1 1996
26.0 1964

Game—
56 vs. NY Jets, Sept. 9, 1979
55 vs. NY Jets, Oct. 29, 1978
52 vs. Buffalo, Oct. 22, 1961
50 at Indy, Nov. 18, 1984
48 vs. Oakland, Oct. 3, 1976

Quarter—
1st: 21 vs. NYJ, Oct. 29, 1978
1st: 21 at Miami, Dec. 15, 1974
2nd: 27 vs. Balt., Nov. 18,1979
3rd: 22 vs. Dallas Texans, Nov. 18, 1960
4th: 27 vs. Balt., Nov. 23,1980

FEWEST POINTS SCORED
Season—
149 1970
181 1990
192 1972
205 1992
229 1968

Game—
0 17 Times: Most recent: Indianapolis 6, Patriots 0, Dec. 6, 1992

MOST POINTS SCORED, BOTH TEAMS
Game—
86 at NE 43, Oakland 43 (tie), Oct. 16, 1964
84 NE 46, at Balt. 38, Oct. 6, 1996
78 NYJ 47, at NE 31, Sept. 22, 1968
76 at Buffalo 45, NE 31, Nov. 23, 1975
at NE 55, NYJ 21, Oct. 29, 1978

FEWEST POINTS SCORED, BOTH TEAMS
Game—
3 at Patriots 3, Miami 0, Dec. 12, 1982
6 NY Jets 6, at Patriots 0, Nov. 26, 1993
Indy 6, at Patriots 0, Dec. 6, 1992
7 Houston 7, at Patriots 0, Sept. 21, 1975
9 at Patriots 7, Cincinnati 2, Dec. 12, 1993
Patriots 6, at Miami 3, Nov. 20, 1988
Patriots 6, at NY Jets 3, Dec. 15, 1991

GREATEST MARGIN OF VICTORY
Game—
53 at Patriots 56, NY Jets 3, Sept. 9, 1979
42 at Patriots 45, Houston 3, Nov. 1, 1963
41 Patriots 41, at S.D. 0, Dec. 17, 1961
39 at Patriots 42, Baltimore 3, Oct. 6, 1974
38 Patriots 45, at S.D. 7, Dec. 1, 1996
at Patriots 38, Indy 0, Dec. 26, 1993

GREATEST MARGIN OF DEFEAT
Game—
52 at Miami 52, Patriots 0, Nov. 12, 1972
42 at G.B.(Mil.) 45, Patriots 3, Oct. 9, 1988
38 at NY Jets 45, Patriots 7, Sept. 26, 1993

GREATEST MARGIN OF DEFEAT
Game—(continued)
at Cincinnati 45, Patriots 7, Dec. 20, 1970
at Miami 41, Patriots 3, Oct. 17, 1971
36 Chicago 46, Patriots 10, Jan. 26, 1986 (Super Bowl XX)

MOST TOUCHDOWNS
Season—
52 1961, 1980
49 1979
48 1976
46 1979
45 1986

Game—
8 vs. NYJets, Sept 9, 1979
vs. NYJets, Oct. 29, 1978
7 vs. Oakland, Oct. 3, 1976
vs. Buffalo, Oct. 22, 1961
6 12 times: Most recent: at S.D., Dec. 1, 1996

FEWEST TOUCHDOWNS
Season—
17 1982 (9 games)
18 1970
19 1990
22 1991
24 1972

MOST POINTS AFTER TOUCHDOWNS
Season—
51 1980
48 1961
46 1979
44 1986
42 1974, 1976, 1984

FEWEST POINTS AFTER TOUCHDOWNS
Season—
15 1982 (9 games)
17 1970
19 1990, 1991
22 1992

OFFENSIVE SCORING (Cont.)

MOST FGS ATTEMPTED
Season—
41 1986
40 1989
39 1998, 1964
38 1963
37 1962

Game—
7 vs. Indy Dec. 3,1989
at Cin., Nov. 16, 1969
at Buffalo, Sept. 24, 1967
at S.D., Sept. 20, 1964
6 vs. Jack., Sept, 22, 1996
vs. Denver, Oct. 4, 1964

FEWEST FGS ATTEMPTED
Season—
13 1982 (9 games)
16 1972
17 1975, 1992
21 1971, 1977
22 1970, 1974, 1983,

MOST FGS MADE
Season—
32 1986
31 1998
30 1989
27 1994
26 **1999**, 1980

Game—
6 at Denver, Oct. 4, 1964
5 vs. Jack., Sept. 22, 1996

FEWEST FGS MADE
Season—
8 1982 (9 games), 1972, 1970, 1960
9 1983, 1975
11 1992

FIRST DOWNS

MOST TOTAL
Season—
348 1994
339 1996
335 1995, 1989
328 1981
322 1978

Game—
31 vs. Kansas City, Oct. 11, 1998
vs. Phila., Nov. 29, 1987
at Houston, Dec. 11, 1966
30 vs. NY Jets, Sept. 9, 1979
at Indianapolis, Oct. 29, 1989

FEWEST TOTAL
Season—
146 1982 (9 games)
166 1969
181 1968
184 1970
190 1971

Game—
3 vs. Wash., Dec. 15, 1990
5 vs. Miami, Dec. 12, 1982
at NY Jets, Nov. 22, 1970
6 at K.C., Oct. 11, 1970
at Phil., Nov. 4, 1990
vs. N. O., Nov. 8, 1992

MOST RUSHING
Season—
181 1978
150 1976
139 1980
132 1977, 1979
130 1983

Game—
21 vs. Denver, Nov. 28, 1976
18 vs. NY Jets, Oct. 18, 1976
17 at Buffalo, Nov. 5, 1978
vs. Buffalo, Dec. 10, 1978

FEWEST RUSHING
Season—
55 1965
63 1970
64 1969
65 1990
66 1964

Game—
0 at N.O., Nov. 30, 1986
at Buffalo, Oct. 26, 1980
at NY Jets, Nov. 22, 1970
1 17 times. Most recent:
vs. Miami, Oct. 17, 1999

MOST PASSING
Season—
243 1994
207 1995
206 1996
202 1986
186 1984

Game—
22 at Cin., Sept 18, 1994
vs. Min., Nov. 13, 1994
21 vs. Phila., Nov. 29, 1987
20 at Miami, Sept. 4, 1994
at Indy, Nov. 18, 1984
at Houston, Nov. 10, 1980
vs. Oak., Oct. 16, 1964

FEWEST PASSING
Season—
63 1982 (nine games)
87 1969, 1989
94 1971, 1968
95 1976
98 1970

Game—
0 vs. Miami, Dec. 8, 1968
at T.B., Dec. 12, 1976
1 vs. N.O., Dec. 4, 1983
vs. Miami, Dec. 12, 1982

MOST PENALTY
Season—
35 1986
34 1989
30 1993
29 1965
27 1979

Game—
7 at Houston, Sept. 19, 1965
6 vs. Kansas City, Oct. 11, 1998
5 Seven times. Most Recent:
vs. Miami Nov. 3, 1996

FEWEST PENALTY
Season—
9 1982 (nine games)
11 1971, 1991
14 1977
15 1969, 1976, 1985

Game—
0 Many times. Most recent:
at Arizona, Oct. 31, 1999

TOTAL NET YARDS

MOST

Season—
5,965 1978
5,776 1994
5,623 1981
5,499 1985
5,470 1979
5,457 1995

Game—
597 vs. NY Jets, Sept. 9, 1979
529 vs. NY Jets, Oct. 29, 1978
526 vs. Hou., Dec. 18, 1965
506 vs. Seattle, Sept. 21, 1986
500 vs. Oakland, Oct. 16, 1964

FEWEST

Season—
2,626 1970
2,633 1982 (9 games)
3,127 1968
3,419 1969
3,556 1971

Game—
57 vs. NYJ, Sept. 19, 1982 (61r, -4p)
74 vs. Oakland, Oct. 22, 1967 (34r, 40p)
80 at NY Jets, Nov. 20, 1970 (23r, 57p)
92 at Denver, Nov. 11, 1979 (58r, 34p)
100 vs. K.C., Sept. 21, 1969 (43r, 57p)

RUSHING

MOST ATTEMPTS

Season—
671 1978
603 1977
591 1976
588 1980, 1988
565 1985

Game—
62 vs. Denver, Nov. 28, 1976 (332 yds.)
60 at Seattle, Dec. 19, 1982 (249 yds.)
58 vs. Indy, Dec. 26, 1993 (257 yds.)
55 Four times, Most recent: vs. Seattle, Dec. 4, 1988 (171 yds.)
54 at Buffalo, Nov. 20, 1977 (256 yds.)
vs. Chicago, Oct. 30, 1988 (185 yds.)

FEWEST ATTEMPTS

Season—
324 1982 (9 games)
334 1970
363 1960
367 1969
386 1972

Game—
9 vs. Denver, Nov. 17, 1996 (17 yards)
10 vs. NY Jets, Oct. 12, 1986 (17 yds)
11 vs. Wash., Sept. 23, 1984 (17 yds)
vs. Buffalo, Dec. 20, 1964 (33 yds)
12 vs. Minn., Nov. 13, 1994 (42 yds)
at K.C., Oct. 3, 1965 (32 yds)
13 at NY Jets, Sept. 26, 1993 (31 yds)
vs. K.C., Dec. 2, 1990 (64 yds)
vs. Miami, Sept. 17, 1989 (43 yds)

MOST YARDS

Season—
3,165 1978
2,948 1976
2,605 1983
2,331 1985
2,303 1977

Game—
332 vs. Denver, Nov. 28, 1976
330 vs. NYJ, Oct. 18, 1976
328 vs. NYJ, Sept. 18, 1983
281 vs. Oakland, Oct. 30, 1966
vs. Cin., Dec. 22, 1985
279 at Buffalo, Nov. 5, 1978

FEWEST YARDS

Season—
1,040 1970
1,117 1965
1,347 1982
1,332 1994
1,361 1964

Game—
2 at N.O., Nov. 30, 1986 (18 attempts)
17 vs. Denver, Nov. 17, 1996 (9 att.)
vs. NY Jets, Oct. 12, 1986 (10 att)
vs. Wash., Sept. 23, 1984 (11 att)
at LA Chargers, Oct. 28, 1960 (24 att)
18 at Miami, Oct. 18, 1992 (18 att)
22 vs. NYJ, Nov. 14, 1965 (23 att)

MOST TOUCHDOWNS

Season—
30 1978
24 1976
23 1981
21 1974
19 1983, 1980

Game—
4 Accomplished 6 times. Most recent: vs. S.D., Oct. 16, 1983

FEWEST TOUCHDOWNS

Season—
3 1982 (9 games)
4 1990
6 1997, 1992
7 1971
8 1968, 1965

PASSING

MOST ATTEMPTS
Season—
699 1994
686 1995
628 1996
610 1989
557 1986
556 1998, 1993

Game—
70 vs. Minn., Nov. 13, 1994
60 at Pitt., Dec. 16, 1995
59 vs. Denver, Oct. 8, 1995
vs. N.O., Nov. 12, 1989
56 at Pitt., Dec. 17, 1989
55 vs. LA Raid., Oct. 9, 1994

FEWEST ATTEMPTS
Season—
187 1982 (9 games)
305 1977
309 1976
330 1971
338 1969

Game—
5 vs. Miami, Dec. 12, 1982 (2 comps.)
9 vs. Miami, Nov. 9, 1969 (2 comps.)
10 Three times, Most recent: vs. Seattle, Dec. 4, 1988 (5 comps.)
11 vs. Indy, Dec. 26, 1993 (9 comps.)
vs. Oakland, Oct. 30, 1966 (4 comps.)
12 vs. Buffalo, Oct. 20, 1968 (4 comps.)

MOST COMPLETIONS
Season—
405 1994
374 1996
351 1995
340 1986
321 1997
305 1999

Game—
45 vs. Minn., Nov. 13, 1994
39 at Pitt., Dec. 16, 1995
36 at LA Rams, Nov. 16, 1986
34 vs. Phil., Nov. 29, 1987
32 vs. Buf., Oct. 27, 1996
at Miami, Sept. 4, 1994

FEWEST COMPLETIONS
Season—
93 1982 (9 games)
146 1976
159 1971
160 1977, 1968
162 1969

Game—
2 vs. Mia., Nov. 9, 1969 (9 att.)
vs. Miami, Dec. 12, 1982 (5 att.)
3 vs. N.O., Dec. 4, 1983 (10 att.)
4 Four times, Most recent: vs. Buffalo, Oct. 11, 1987
5 Seven times, Most recent: at Buffalo, Oct. 23, 1988
6 Seven times, Most recent: vs. NYJ, Sept. 19, 1982

MOST NET YARDS
Season—
4,444 1994
3,901 1996
3,954 1986
3,660 1997
3,636 1999
3,591 1995

Game—
426 vs. Minn., Nov. 13, 1994
421 at Miami, Sept. 4, 1994
414 vs. Miami, Nov. 23, 1998
409 vs. Miami, Nov. 3, 1996
405 vs. Oakland, Oct. 16, 1964

FEWEST NET YARDS
Season—
1347 1982 (9 games)
1586 1970
1746 1976
1765 1968
1887 1971

Game—
4 vs. NYJ, Sept. 19, 1982
13 vs. Miami, Dec. 12, 1982
15 at Atlanta, Nov. 29, 1992
16 vs. N.O., Dec. 4, 1983
at Miami, Dec. 8, 1968

MOST TOUCHDOWNS
Season—
31 1997, 1964
30 1979
29 1986, 1961
27 1996, 1980
26 1984

Game—
6 vs. NY Jets, Sept. 9, 1979
5 Many times, Most recent: at Buffalo, Nov. 15, 1964

FEWEST TOUCHDOWNS
Season—
7 1970
10 1972
11 1991
12 1988, 1982
13 1992, 1973

MOST HAD INTERCEPTED
Season—
34 1981
33 1968
32 1967
29 1965, 1963
28 1988, 1975, 1972, 1970

Game—
6 at Denver, Sept. 3, 1967
vs. Buffalo, Dec. 9, 1967
at K.C., Oct. 11, 1970
at S.F., Nov. 30, 1980

FEWEST HAD INTERCEPTED
Season—
9 1982 (9 games)
13 1986, 1962
14 1984
15 1997, 1996
16 1995, 1991

SACKS ALLOWED, MOST (ALLOWED BY N.E. OFFENSE)
Season—
66 1984 (454 yards)
65 1992 (458 yards)
63 1991 (436 yards)
58 1990 (443 yards)
56 1999 (349 yards)

Game—
10 at Dallas, Nov. 22, 1984 (57 yds)

SACKS ALLOWED, FEWEST (ALLOWED BY N.E. OFFENSE)
Season—
14 1977 (155 yards)
15 1982 (9 games-134 yds)
19 1976 (164 yds)
21 1974 (174 yds)
22 1994 (139 yds)
23 1993 (127 yds), 1988 (160 yds), 1962 (164 yds)

Game—
0 Accomplished many times, Most recent: vs. Kansas City, Oct. 11, 1998

PUNTING

MOST PUNTS

Season—
103 1992
96 1968
92 1990, 1986, 1985, 1984
91 1988
90 1999

Game—
11 Four times, Most recent: vs. N.O., Nov. 8, 1992
10 Seven times, Most recent: **at Arizona, Oct. 31, 1999**

FEWEST PUNTS

Season—
49 1982 (9 games)
61 1973, 1978
63 1980
64 1961
65 1967

Game—
0 3 times, Most recent: vs. Hou., Nov. 12, 1978
1 11 times, Most recent: at N.Y. Jets, Nov. 10, 1996

MOST YARDS

Season—
4,212 1992
3,953 1985
3,904 1984
3,831 1968
3,752 1990

Game—
514 at Chicago, Sept. 15, 1985
479 at Dallas, Nov. 22, 1984
436 at Oakland, Nov. 1, 1981
at Oakland, Oct. 6, 1968

FEWEST YARDS

Season—
2,137 1978
2,140 1982 (9 games)
2,297 1973
2,392 1980 & 1989
2,354 1977

Game—
0 3 times, Most recent: vs. Hou., Nov. 12, 1978

HIGHEST AVG.

Season—
45.2 1997
44.6 1983
44.5 1998
43.7 1982
43.2 1996

Game (4 Punts Min.)—
55.6 at Indy, Sept. 7, 1997 (5)
54.3 at Detroit, Sept. 25, 1994
51.3 vs. S.D., Aug. 31, 1995 (4)
51.2 vs. Indy, Nov. 30, 1997 (5)
at Buff., Nov. 3, 1991 (5)

LOWEST AVG.

Season—
34.6 1977
35.0 1978

PUNT RETURNS

MOST

Season—
60 1980
52 1996
51 1993
48 **1999**, 1984, 1976
47 1978

Game—
10 at Pittsburgh, Dec. 5, 1993
7 vs. NY Jets, Dec. 12, 1995
at Dallas, Nov. 22, 1984
vs. Houston, Nov. 5, 1967
6 Accomplished 13 times, Most recent: **at Cleveland Oct. 3, 1999**

FEWEST RETURNS

Season—
16 1982
17 1972
23 1969
24 1966
25 1987

MOST YARDS

Season—
628 1976
588 1996
533 1974
530 1985
520 1978

Game—
167 vs. Buffalo, Nov. 7, 1976
139 at Buffalo, Nov. 20, 1977

FEWEST YARDS

Season—
37 1972
134 1990
138 1962
139 1982
143 1966

HIGHEST AVG.

Season—
13.3 1974
13.1 1976
13.0 1961
12.6 1985
11.3 1996

LOWEST AVG.

Season—
2.2 1972
4.6 1990
5.3 1968, 1962
5.6 1965
5.8 1971

MOST TOUCHDOWNS

Season—
2 1985, 1976

Game—
1 at NYG, Dec. 21, 1996
vs. Atlanta, Nov. 2, 1986
vs. Indy, Nov. 10, 1985
at Buffalo, Sept. 22, 1985
vs. NY Jets, Nov. 2, 1980
vs. Balt., Nov. 18, 1979
vs. Denver, Nov. 28, 1976
vs. Buffalo, Nov. 7, 1976

KICKOFF RETURNS

MOST

Season—

77 1990
75 1995
73 1967
71 1968
69 1989

Game—

10 vs. Buffalo, Dec. 9, 1967
9 at Dallas, Oct. 24, 1971
vs. NYJ, Sept. 22, 1968
vs. Oakland, Oct. 16, 1964

FEWEST

Season—

28 1982 (9 games)
39 1977
46 1976
47 1993
48 1987
49 1961

Game—

0 vs. Cin., Dec. 12, 1993
at Buffalo, Dec. 20, 1987
vs. Seattle, Oct. 9, 1977
at Denver, Sept. 14, 1969

MOST YARDS

Season—

1,691 1995
1,520 1975
1,498 1999
1,462 1989
1,442 1968

Game—

245 at Dallas, Oct. 24, 1971
230 at Balt., Dec. 21, 1975
178 at NY Jets, Oct. 2, 1977
175 vs. NY Jets, Oct. 11, 1969
170 **vs. NY Jets, Nov. 15, 1999**
at Denver, Sept. 7, 1998

FEWEST YARDS

Season—

646 1982 (9 games)
819 1993
901 1987 (15 games)
1,051 1977
1,087 1976

Game—

0 at Buffalo, Dec. 20, 1987
vs. Seattle, Oct. 9, 1977
at Denver, Sept. 14, 1969

HIGHEST AVG.

Season—

26.9 1977
25.2 1997
24.2 1999
24.1 1973
23.7 1960
23.6 1976

LOWEST AVG.

Season—

17.4 1993
17.8 1994
18.1 1990
18.3 1981
18.8 1987 & 1979

MOST TOUCHDOWNS

Season—

3 1977
2 1961
1 1997, 1992, 1991, 1988, 1982, 1980, 1975, 1973, 1962

Game—

1 13 times, Most recent: At Cin., Dec. 20,1992

PENALTIES

MOST

Season—

114 1985
112 1977
111 1992
108 1998
102 1976

Game—

15 at Indianapolis, Dec. 15, 1999
14 at N.Y. Jets, Dec. 23, 1990
at Indy, Dec. 1, 1985
at Cin., Oct. 15, 1978
at Denver, Dec.1, 1991
13 vs. K.C., Sept. 18, 1977

FEWEST

Season—

50 1973
52 1962
53 1982 (9 games) & 1964
58 1965
59 1967

Game—

1 12 times, Most recent: vs. Buffalo, Oct. 23, 1995

MOST YARDS

Season—

1,051 1992
931 1977
914 1976
864 1979
853 1998

Game—

139 vs. Buffalo, Nov. 6, 1983
135 at Indianapolis, Sept. 19, 1999
134 at Cin., Dec. 20,1992
125 vs. NY Jets, Oct. 29, 1978
at Cin., Oct. 15, 1978

FEWEST YARDS

Season—

412 1982 (9 games)
456 1962
467 1964
506 1987
509 1989

Game—

5 Seven times, Most recent vs. Buffalo, Oct. 23, 1995

FUMBLES

MOST
Season—
51 1973
47 1983
43 1975
42 1992
37 1967, 1962

Game—
8 vs. Baltimore, Oct. 7, 1973
6 7 times, Most recent: vs. Miami, Dec. 15, 1974

FEWEST
Season—
15 1969
16 1982 (9 games)
18 1970
19 1998, 1988, 1980
23 1964

Game—
0 Many times, Most recent: **vs. Baltimore, Jan. 2, 2000**

MOST TOTAL RECOVERED
Season—
43 1983, 1973
37 1985
36 1975

Game—
8 at Pitt., Sept. 26, 1976
7 at LA Rams, Dec. 11, 1983

FEWEST TOTAL RECOVERED
Season—
8 1982 (9 games)
15 **1999**, 1988
18 1990

MOST OWN RECOVERED
Season—
25 1973
24 1983

Game—
5 at Wash., Oct. 25, 1981
vs. Baltimore, Oct. 7, 1973

FEWEST OWN RECOVERED
Season—
5 1970, 1969
8 1982 (9 games), 1971, 1968

MOST OPPONENTS' RECOVERED
Season—
27 1976
24 1985
21 1987, 1978

Game—
6 at LA Rams, Dec. 11, 1983
at Pitt., Sept. 26, 1976
5 at N.O., Nov. 30, 1986
vs. Denver, Nov. 6, 1966

FEWEST OPPONENTS' RECOVERED
Season—
8 1998, 1984
9 1993
1965
10 1977, 1962
11 1982 (9 games)

DEFENSIVE—NET YARDS ALLOWED

MOST NET YARDS ALLOWED
Season—
5,827 1981
5,764 1995
5,697 1990
5,644 1989
5,576 1983

Game—
584 vs. Cin., Dec. 7, 1986
552 vs. Miami, Oct. 21, 1984
540 vs. Houston, Oct. 13, 1961
525 at Miami, Sept. 4, 1994
514 at Phil., Nov. 4, 1990
501 vs. Miami, Dec. 3, 1972

FEWEST NET YARDS ALLOWED
Season—
2,812 1982 (9 games)
3,834 1963
4,022 1976
4,067 1974
4,072 1971

Game—
65 vs. Seattle, Dec. 4, 1988
86 vs. Balt., Oct. 23, 1977
88 vs. Miami, Oct. 12, 1980
94 vs. Indy, Nov. 6, 1992

SCORING ALLOWED

MOST POINTS ALLOWED
Season—
446 1972 & 1990
406 1968
391 1989
389 1967
377 1995

Game—
52 at Miami, Nov. 12, 1972
48 at Phil., Nov. 4, 1990
48 at NY Jets, Oct. 27, 1968
vs. Oakland, Oct. 22, 1967
45 at NY Jets, Sept. 26, 1993

Shutout Game—
52 at Miami, Nov. 12, 1972
34 at Dallas Texans, Dec. 11, 1960

FEWEST POINTS ALLOWED
Season (Points)—
157 1982 (9 games)
217 1977
236 1976
257 1963
283 1966

Season (Average)—
15.5 1977
16.9 1976
17.8 **1999**, 1988
17.9 1993 & 1978
18.1 1991, 1985 & 1983

Game—
0 17 times, Most recent: vs. Arizona, Sept. 15,1996 (31-0)

RUSHING ALLOWED

MOST ATTEMPTS ALLOWED
Season—
644 1981
565 1990
560 1973
555 1975
549 1983

Game—
58 vs. NY Jets, Oct. 14, 1973
54 vs. Clev., Oct. 4, 1987
vs. St. Louis, Dec. 2, 1984
vs. Wash., Sept. 23, 1984
vs. NY Jets, Oct. 15, 1972

FEWEST ATTEMPTS ALLOWED
Season—
310 1963
314 1982 (9 games)
350 1961
356 1964
369 1966

Game—
10 at Oakland, Dec. 9, 1961
14 at Seattle, Dec. 19, 1982
15 vs. Hou., Dec. 18, 1965

MOST YARDS
Season—
2,950 1981
2,850 1973
2,717 1972
2,676 1990
2,359 1969

Game—
360 vs. Buffalo, Sept. 16, 1973
349 vs. Buffalo, Dec. 14, 1975

FEWEST YARDS
Season—
1,041 1961
1,107 1963
1,135 1966
1,143 1964
1,289 1972

Game—
2 at S.D., Dec. 17, 1961
19 vs. Houston, Nov. 1, 1963

MOST TOUCHDOWNS
Season—
29 1990
27 1972
22 1979, 1968
21 1960
20 1988, 1985, 1981, 1870

Game—
6 at NY Jets, Oct. 27, 1968
5 at G.B. (Mil.), Oct. 9, 1988

FEWEST TOUCHDOWNS
Season—
5 1991
6 1999
7 1966
8 1998, 1977
9 1993, 1983,
1982 (nine games), 1961

PASSING ALLOWED

MOST ATTEMPTS ALLOWED
Season—
616 1997
596 1996
570 1998
565 1991
549 1995
545 1994

Game—
63 vs. Minn., Oct. 20, 1991
61 vs. Minn., Dec. 16, 1979
60 vs. Miami, Nov. 23, 1997
56 vs. NY Jets, Oct. 2, 1966
vs. Denver, Sept. 21, 1962
55 at Indy, Oct. 20, 1996

FEWEST ATTEMPTS ALLOWED
Season—
240 1973
267 1982 (9 games)
325 1972
334 1970
348 1969

Game—
7 at Buffalo, Dec. 9, 1973
vs. NY Jets, Oct. 14, 1973
9 vs. NY Jets, Oct. 15, 1972

MOST COMPLETIONS ALLOWED
Season—
368 1997
342 1995
336 1998
335 1991
322 1996
298 1994

Game—
38 vs. Miami, Nov. 23, 1997
36 at Indy, Oct. 20, 1996
35 vs. Minn., Dec. 16, 1979
vs. Minn., Oct. 20, 1991
34 at Miami, Nov. 12, 1995

FEWEST COMPLETIONS ALLOWED
Season—
134 1973
142 1982 (9 games)
170 1971
174 1972
177 1970

Game—
1 vs. NY Jets, Oct. 14, 1973
2 at Buffalo, Dec. 9, 1973

MOST NET YARDS ALLOWED
Season—
3,886 1995
3,852 1991
3,803 1996
3,772 1997
3,737 1994
3,666 1989

Game—
467 vs. Minn., Dec. 16, 1979
456 at Miami, Sept. 4, 1994

FEWEST NET YARDS ALLOWED
Season—
1,338 1973
1,519 1982 (9 games)
2,033 1977
2,154 1971
2,175 1976

Game—
0 vs. NY Jets, Oct. 14, 1973
8 vs. NY Jets, Oct. 10, 1971

PASSING ALLOWED (Cont.)

MOST TOUCHDOWNS ALLOWED
Season—
29 1995
28 1967, 1980
27 1961, 1989
26 1966
25 1991, 1984

Game—
5 vs. Oakland, Oct. 22, 1967
vs. K.C., Sept. 25, 1966

FEWEST TOUCHDOWNS ALLOWED
Season—
9 1982 (9 games)
11 1973
13 1988, 1979
14 1997, 1985
15 1986

SACKS, MOST RECORDED (BY N.E. DEFENSE)
Season—
58 1977 (471 yards), NFL leaders
57 1979 (512 yards), NFL leaders
56 1963 (626 yards)
55 1984 (452 yards)
51 1985 (334 yards)

Game—
10 at Oakland, Sept. 22, 1963 (100 yds)
9 **vs. Miami, Oct. 17, 1999 (53 yds)**
at Houston, Dec. 8, 1963 (100 yds)
vs. NY Jets, Sept. 9, 1979 (86 yds)
vs. Denver, Nov. 28, 1976 (59 yds)

SACKS, FEWEST RECORDED (BY N.E. DEFENSE)
Season—
15 1972 (101 yards)
20 1982 (9 games-134 yds), 1981 (175 yards) 1992 (114 yards)
22 1969 (159 yards) 1966 (209 yards)

Game—
0 Accomplished many times, Most recent: **at Philadelphia, Dec. 19, 1999**

FIRST DOWNS ALLOWED

MOST TOTAL ALLOWED
Season—
328 1981
326 1983
322 1997
312 1991
311 1984

Game—
33 vs. Miami, Nov. 23, 1997
vs. Miami, Oct. 21, 1984
30 at Pitt., Sept. 25, 1983
vs. NYJ, Sept. 19, 1982
vs. Minn., Dec. 16, 1979

FEWEST TOTAL ALLOWED
Season—
185 1982 (9 games)
215 1977, 1973
219 1967
220 1962
222 1963

Game—
2 vs. Seattle, Dec. 4, 1988
5 at Chicago, Oct. 14, 1979
vs. Indy, Nov. 11, 1990

MOST RUSHING
Season—
160 1981
151 1990
144 1972
142 1969, 1973
129 1983

Game—
20 vs. NYJ, Sept. 19, 1982
19 vs. Buffalo, Dec. 14, 1975
vs. NY Jets, Oct. 15, 1972

FEWEST RUSHING
Season—
59 1963
61 1967
63 1964
68 1966, 1962
72 1961

Game—
0 6 times, Most recent: vs. Indy, Nov. 11, 1990

MOST PASSING
Season—
208 1998
199 1991
183 1997
182 1984
178 1996
176 1989

Game—
21 vs. Miami, Nov. 23, 1997
20 at S.F., Oct. 22, 1989
18 vs. Buffalo, Nov. 7, 1993
at Denver, Nov. 4, 1984
vs. S.D., Oct. 16, 1983
vs. S.F., Oct. 2, 1983

FEWEST PASSING
Season—
67 1973
88 1982 (9 games)
105 1970
111 1971, 1977
115 1969

Game—
1 vs. NY Jets, Oct. 14, 1973
2 Accomplished 9 times, Most recent: vs. Seattle, Dec. 4, 1988

MOST PENALTY
Season—
31 1992
28 1968
25 1997,1996,1983
24 1985, 1960
22 1987, 1976, 1970, 1966

Game—
7 at Oakland, Oct. 6, 1968
6 at NY Jets, Oct. 27, 1968

FEWEST PENALTY
Season—
6 1973
10 1982 (9 games)
11 1993, 1974, 1980
13 1965
15 1988, 1986, 1978, 1964

Game—
0 Many times, Most recent: **vs. Philadelphia Dec. 19, 1999**

INTERCEPTIONS BY PATRIOTS

MOST

Season—

31 1964
29 1963
25 1962, 1960
24 **1998**, 1980, 1974
23 1996, 1985, 1976, 1968
22 1994

Game—

7 at NY Jets, Nov. 21, 1976
6 vs. NY Jets, Sept. 27, 1964
vs. Houston, Nov. 1, 1963

FEWEST

Season—

8 1970
10 1972
12 1991, 1982
13 1993, 1975, 1973
14 1992, 1990

MOST YARDS

Season—

645 1963
505 1976
427 1985, 1964
366 1997
365 1962
358 1978

Game—

204 vs. Houston, Nov. 1, 1963
160 vs. Miami, Nov. 23, 1997
145 at NY Jets, Nov. 21, 1976

FEWEST YARDS

Season—

99 1991
105 1973
110 1999
118 1989
122 1993
143 1995

MOST TOUCHDOWNS

Season—

4 1997
3 1998, 1992, 1976, 1963, 1962
2 **1999**, 1996, 1987, 1974, 1971, 1967, 1961

Game—

2 **vs. Miami, Nov. 17, 1999**
at Indy, Nov. 15, 1992
at NY Jets, Nov. 21, 1976
vs. Houston, Nov. 1, 1963

FEWEST TOUCHDOWNS

Season—

0 1995, 1993, 1991, 1990, 1988, 1984, 1981, 1977, 1973, 1972, 1970, 1966, 1965, 1960
1 1994, 1989, 1986, 1985, 1983, 1982, 1980, 1979, 1978, 1975, 1969, 1968, 1964

TEAM RECORDS SET IN 2000

NOTES


NEW ENGLAND PATRIOTS
PLAYOFF
HISTORY

PATRIOTS PLAYOFF RESULTS

The Patriots have played in 17 playoff games during their 40-year history, including six over the past four seasons. Their overall record is 7-10. The Patriots have been to three Championship games, 1963 at San Diego (AFL Championship), 1985 vs. Chicago (Super Bowl XX) and 1996 vs. Green Bay (Super Bowl XXXI).

Date	Playoff	Opponent	Result	Site	Attendance
12/28/63	AFL Divisional	at Buffalo Bills	W 26-8	War Memorial Stadium	33,044
1/5/64	AFL Championship	at San Diego Chargers	L 10-51	Balboa Stadium	30,127
12/18/76	AFC Divisional	at Oakland Raiders	L 21-24	Oakland County Coliseum	53,045
12/31/78	AFC Divisional	vs. Houston Oilers	L 14-31	Schaefer Stadium	60,881
1/8/83	First Round Playoff	at Miami Dolphins	L 13-28	Orange Bowl	73,479
12/28/85	AFC Wild Card	at New York Jets	W 26-14	Meadowlands	70,958
1/5/86	AFC Divisional	at LA Raiders	W 27-20	LA Coliseum	88,936
1/12/86	AFC Championship	at Miami Dolphins	W 31-14	Orange Bowl	74,978
1/26/86	Super Bowl XX	vs. Chicago Bears	L 10-46	Superdome (New Orleans)	73,818
1/4/87	AFC Divisional	at Denver Broncos	L 17-22	Mile High Stadium	76,105
1/1/95	AFC Wild Card	at Cleveland Browns	L 13-20	Cleveland Stadium	77,452
1/5/97	AFC Divisional	vs. Pittsburgh Steelers	W 28-3	Foxboro Stadium	60,188
1/12/97	AFC Championship	vs. Jacksonville Jaguars	W 20-6	Foxboro Stadium	60,190
1/26/97	Super Bowl XXXI	vs. Green Bay Packers	L 35-21	Superdome (New Orleans)	72,301
12/28/97	AFC Wild Card	vs. Miami Dolphins	W 17-3	Foxboro Stadium	60,041
1/3/98	AFC Divisional	at Pittsburgh Steelers	L 6-7	Three Rivers Stadium	61,228
1/3/99	AFC Wild Card	at Jacksonville Jaguars	L 10-25	ALLTELL Stadium	71,139

PATRIOTS PLAYOFF PARTICIPATION

POS	#	YR	NAME	GP	GS
DT	95	13	Thomas, Henry	13	12
DE	55	7	McGinest, Willie	7	7
G	71	8	Rucci, Todd	7	7
OLB	53	8	Slade, Chris	7	7
G	68	7	Lane, Max	7	6
TE	84	6	Bjornson, Eric	7	2
P	10	15	Johnson, Lee	7	0
SS	25	7	Whigham, Larry	7	0
QB	11	8	Bledsoe, Drew	6	6
CB	24	6	Law, Ty	6	6
SS	36	5	Milloy, Lawyer	6	6
WR	82	8	Brisby, Vincent	6	1
OLB	54	5	Bruschi, Tedy	6	1
DT	90	4	Eaton, Chad	6	1
WR	80	8	Brown, Troy	6	0
K	4	5	Vinatieri, Adam	6	0
WR	88	5	Glenn, Terry	5	5
LB	52	6	Johnson, Ted	5	5
CB	43	7	Langham, Antonio	4	2
WR	18	6	Bailey, Aaron	4	0
FB	30	7	Carter, Tony	3	1
FS	42	4	Carter, Chris	3	0
RB	28	5	Harris, Raymont	2	2
DE	98	4	Mitchell, Brandon	2	0
RB	47	2	Edwards, Robert	1	1
TE	83	3	Rutledge, Rod	1	1
C/G	63	6	Scott, Lance	1	1
T	76	5	Williams, Grant	1	1
FB	37	3	Floyd, Chris	1	0
CB	34	2	Jones, Tebucky	1	0
RB	44	3	Shaw, Harold	1	0
WR	81	3	Simmons, Tony	1	0
DE	94	3	Spires, Greg	1	0
			PLAYOFF TOTALS	**147**	**81**

VETERAN PATRIOTS WHO HAVE NOT APPEARED IN A PLAYOFF GAME

Pos	#	Yr.	Name
C	67	3	Andersen, Jason
QB	7	2	Bishop, Michael
T	66	3	Ellis, Ed
RB	33	2	Faulk, Kevin
T-G	64	2	Fletcher, Derrick
S	41	2	George, Tony
DE	91	3	Harris, Jon
LB	59	2	Katzenmoyer, Andy
WR	85	1	Morey, Sean
CB	31	2	Serwanga, Kato
C	65	2	Woody, Damien

PLAYOFF TIE BREAKERS

Selection of Clubs

1. Three division champions from each conference.
2. Three "Wild Card" clubs (non-champions with three best records) from each conference. All Wild Cards may come from the same division. Clubs eliminated in divisional champion tiebreakers are eligible if their records qualify them.

Tie-Breaking Procedures

The following procedures will be used to break standings ties for postseason playoffs and to determine regular-season schedules.

To Break a Tie Within a Division

If, at the end of the regular season, two or more clubs in the same division finish with identical won-lost-tied percentages, the following steps will be taken until a champion is determined.

Three or More Clubs

(Note: If two clubs remain tied after a third club is eliminated during any step, the tiebreaker reverts back to step 1 of the two-club format).
(Note: If one team wins multiple-team tiebreaker to advance to playoff round, remaining teams revert to step 1 of applicable two-club format, i.e., either in division tiebreaker or Wild Card tiebreaker. If two teams in a multiple-team tie possess superior marks in a tiebreaking step, this pair of teams revert to top of applicable two-club format to break tie. One team advances to playoff round, while other returns to original group and step 1 of applicable tiebreaker).

1. Head-to-head (best won-lost-tied percentage in games among the clubs).
2. Best won-lost-tied percentage in games played within the division.
3. Best won-lost-tied percentage in games played within the conference.
4. Best won-lost-tied percentage in common games.
5. Best net points in division games.
6. Best net points in all games.
7. Strength of schedule.
8. Best net touchdowns in all games.
9. Coin toss.

To Break a Tie for the Wild Card Team

If it is necessary to break ties to determine the three Wild Card clubs from each conference, the following steps will be taken.

1. If the tied clubs are from the same division, apply division tiebreaker.
2. If the tied clubs are from different divisions, apply the following steps.

Two Clubs

1. Head-to-head, if applicable.
2. Best won-lost-tied percentage in games played within the conference.
3. Best won-lost-tied percentage in common games, minimum of four.
4. Best average net points in conference games.
5. Best net points in all games.
6. Strength of schedule.
7. Best net touchdowns in all games.
8. Coin toss.

LAST TIME IT HAPPENED—PLAYOFFS

TEAM

At Least 400 total yards:
By Opponent: 441, at Denver Jan. 4, 1987 (188R - 253P)

At Least 200 yards rushing:
By Patriots: 255, at Miami, Jan, 12, 1986
By Opponent: 214, at Miami, Jan. 8, 1983

At Least 300 yards rushing:
By Opponent: 318, at San Diego, Jan. 5, 1964, AFL Championship

At Least 300 NET Yards Passing:
By Patriots: 300, vs. Buffalo, Dec. 28, 1963
By Opponent: 301, vs. Buffalo, Dec. 28, 1963

INDIVIDUAL OFFENSE

100-Yard Rushing Game:
By Patriots: Curtis Martin, vs. Pittsburgh, Jan. 5, 1997 (19-166-3)
By Opponent: Fred Taylor, at Jacksonville, Jan. 3, 1999 (33-162-1)

200-Yard Rushing Game:
By Opponent: Keith Lincoln, at San Diego, Jan. 5, 1965 (13-206)

100-Yard Receiving Game:
By Patriots: Shawn Jefferson, at Pittsburgh, Jan. 3, 1998 (9-104)
By Opponent: Antonio Freeman, vs. Green Bay, Jan. 26, 1997 (3-105-1)

Two-100 Yard Receivers in One Game:
By Patriots: Larry Garron (4-120) and Gino Cappelletti (4-129) vs. Buffalo, Dec. 28, 1963

250-Yard Passing Game:
By Patriots: Drew Bledsoe, at Pittsburgh, Jan. 3, 1998 (264 yds)
By Opponent: Vinny Testaverde, at Cleveland, Jan. 1, 1995 (268 yds)

300-Yard Passing Game:
By Patriots: Babe Parilli at Buffalo, Dec. 28, 1963 (300 yards)

3 Touchdown Passing Game:
By Patriots: Tony Eason at Miami, Jan. 12, 1986
By Opponent: Dan Pastorini vs. Houston, Dec. 31, 1978

INDIVIDUAL DEFENSE

Interception Return for a Touchdown:
By Patriots: Todd Collins, vs. Miami, Dec. 28, 1997 (40 yds)
By Opponent: Reggie Phillips, vs Chicago, Jan. 26, 1986, Super Bowl XX (28 yds)

Fumble Return for a Touchdown:
By Patriots: Otis Smith, vs. Jacksonville, Jan. 12, 1997 (47 yards)

Fumble Recovered in End Zone for a Touchdown:
By Patriots: Jim Bowman at Raiders, Jan. 5, 1986

Safety:
By Opponent: Rulon Jones, at Denver, Jan. 4, 1987 (sacked Tony Eason)

At least THREE Sacks:
By Patriots: Garin Veris, vs. NY Jets, Dec. 28, 1985

At least TWO Interceptions:
By Patriots: Ronnie Lippett, at LA Raiders, Jan. 5, 1986

INDIVIDUAL SPECIAL TEAMS

Blocked Punt:
By Opponent: Greg Townsend at LA Raiders, Jan. 5, 1986 (Rich Camarillo att.)

Missed Extra Point:
By Opponent: George Blair (dropped snap),vs. S.D., Jan. 5, 1964.

Fake Punt:
By Patriots: Pat O'Neill 21-yard pass to Corwin Brown, Jan. 1, 1995

Blocked Field Goal Attempt:
By Patriots: Troy Barnett, at Cleveland, Jan. 1, 1995 (Matt Stover att.)

3 Field Goals in a Game:
By Patriots: Tony Franklin at N.Y. Jets, Dec. 28, 1985 (4)
By Opponent: Mike Hollis, at Jacksonville, Jan. 3, 1999 (4)

4 Field Goals in a Game:
By Patriots: Tony Franklin at N.Y. Jets, Dec. 28, 1985
By Opponent: Mike Hollis, at Jacksonville, Jan. 3, 1999

underline denotes last season

PATRIOTS INDIVIDUAL PLAYOFF RECORDS

The following records reflect on only the postseason performances by the Patriots. The Patriots have played in a total of 17 playoff games during their 40-year history.

PLAYOFF SCORING

MOST POINTS

Career—

39 Tony Franklin (9 Fgs, 12 PAT kicks)
30 Adam Vinatieri (6 Fgs, 12 PAT kicks)
30 Curtis Martin (5 Rush touchdowns)
18 Gino Cappelletti (5 Fgs, 3 PAT kicks)
18 Stanley Morgan (3 Rec. touchdowns)

Game—

18 Curtis Martin vs. Pittsburgh, Jan. 5, 1997 (3R TDs)
14 Gino Cappelletti at Buffalo, Dec. 28, 1963 (4 FGs, 2 PAT kicks)
14 Tony Franklin at NY Jets, Dec. 28, 1985 (4 FGs, 2 PAT kicks)
12 Stanley Morgan at Denver, Jan. 4, 1987 (2 rec TDs)
12 Larry Garron at Buffalo, Dec. 28, 1963 (2 rec TDs)

MOST FGs MADE

Career—

9 Tony Franklin (5 games)
6 Adam Vinatieri (6 games)
5 Gino Cappelletti (2 games)
2 Matt Bahr (1 game)
John Smith (2 games)

Game—

4 Tony Franklin at NY Jets, Dec. 28, 1985 (33, 41, 20, 26)
Gino Cappelletti at Buffalo, Dec. 28, 1963 (28,12, 33, 36)
2 **Adam Vinatieri, at Pittsburgh, Jan. 4, 1998 (31, 46)**
Adam Vinatieri, vs. Jacksonville, Jan. 12, 1997 (29, 20)
Matt Bahr at Cleveland, Jan. 1, 1995 (23, 33)
Tony Franklin at LA Raiders., Jan. 5, 1986 (45, 32)
John Smith at Miami, Jan. 8, 1983 (23,42)

MOST FGs ATTEMPTED

Career—

11 Tony Franklin (5 games)
9 Adam Vinatieri (6 games)
6 Gino Cappelletti (2 games)
3 John Smith (2 games)
2 Matt Bahr (1 game)

Game—

5 Tony Franklin at NY Jets, Dec. 28, 1985 (33,41,20,41wl,26)
Gino Cappelletti, at Buffalo, Dec. 28, 1963 (28,12,33,36,45s)
3 Adam Vinatieri, vs. Miami, Dec. 28, 1997 (48wl, 47 wr, 22G)
Adam Vinatieri, vs. Jacksonville, Jan. 12, 1997 (29G, 20G, 46n)
2 Accomplished five times, Most Recent:
Adam Vinatieri, at Pittsburgh, Jan. 4, 1998 (31G, 46G)

LONGEST FG

46 Adam Vinatieri, at Pittsburgh, Jan. 3, 1998
45 Tony Franklin at L.A. Raiders, Jan. 5, 1986
42 John Smith at Miami, Jan. 8, 1983
41 Tony Franklin at NY Jets, Dec. 28, 1985

PLAYOFF RUSHING

MOST ATTEMPTS

Career—

82 Craig James (5 games)
49 Curtis Martin (3 games)
47 Tony Collins (6 games)
30 Sam Cunningham (2 games)
29 Derrick Cullors (3 games)
26 Robert Weathers (3 games)

Game—

23 Craig James, at LA Raiders, Jan. 5, 1986
22 Derrick Cullors, vs. Miami, Dec. 27, 1997
Craig James, at Miami, Jan. 12, 1986
Craig James, at NY Jets, Dec. 28, 1985
20 Sam Cunningham, at Oak., Dec. 18, 1976
19 Curtis Martin, vs. Jacksonville, Jan. 12, 1997
Curtis Martin, vs. Pittsburgh, Jan. 5, 1997
Larry Garron, at Buffalo, Dec. 28, 1963

MOST YARDAGE

Career—

290 Craig James (5 games)
267 Curtis Martin (3 games)
200 Tony Collins (6 games)
110 Sam Cunningham (2 games)
108 Robert Weathers (3 games)

Game—

166 Curtis Martin, vs. Pittsburgh, Jan. 5, 1997
105 Craig James, at Miami, Jan. 12, 1986
104 Craig James, at L.A. Raiders, Jan. 5, 1986
87 Robert Weathers, at Miami, Jan. 12, 1986
86 Derrick Cullors, vs. Miami, Dec. 28, 1997

LONGEST RUN FROM SCRIMMAGE

78t Curtis Martin, vs. Pittsburgh, Jan. 5, 1997
45 Robert Weathers at Miami, Jan. 12, 1986
23t Curtis Martin, vs. Pittsburgh, Jan. 5, 1997
23 Tony Collins at Denver, Jan. 4, 1987
22 Sam Cunningham at Oak., Dec. 18, 1976
Mosi Tatupu at Miami, Jan. 12, 1986

TDs RUSHING

Career—

5 Curtis Martin (3 games)
1 **Robert Edwards (1 game)**
Craig James (4 games)
Mosi Tatupu (7 games)
Andy Johnson (2 games)
Jess Philips (1 game)
Larry Garron (2 games)

LONGEST TD (RUSHING)

78 Curtis Martin vs. Pittsburgh, Jan. 5, 1997
23 Curtis Martin vs. Pittsburgh, Jan. 5, 1997
18 Curtis Martin vs. Green Bay, Jan. 26, 1997

PLAYOFF PASSING

YARDS PASSING

Career—
1,233 Drew Bledsoe (6 games)
633 Babe Parilli (2 games)
571 Steve Grogan (4 game)
561 Tony Eason (5 game)

Game—
300 Babe Parilli at Buffalo Dec. 28, 1963
264 Drew Bledsoe, at Pittsburgh, Jan. 3, 1998
253 Drew Bledsoe vs. Green Bay, Jan. 26, 1997
235 Drew Bledsoe at Cleveland, Jan. 1, 1995
194 Tony Eason, at Denver, Jan. 4, 1987

PASSING ATTEMPTS

Career—
231 Drew Bledsoe (6 games)
95 Steve Grogan (4 games)
72 Tony Eason (5 games)
64 Babe Parilli (2 games)

Game—
50 Drew Bledsoe at Cleveland, Jan. 1, 1995
48 Drew Bledsoe vs. Green Bay, Jan. 26, 1997
44 Scott Zolak, at Jacksonville, Jan. 3 1999
Drew Bledsoe, at Pittsburgh, Jan. 3, 1998
35 Babe Parilli at Buffalo, Dec. 28, 1963
32 Drew Bledsoe, vs. Miami, Dec. 28, 1997

PASSING COMPLETIONS

Career—
119 Drew Bledsoe (6 games)
48 Steve Grogan (4 games)
42 Tony Eason (5 games)
28 Babe Parilli (2 games)

Game—
23 Drew Bledsoe, at Pittsburgh, Jan. 3, 1998
21 Scott Zolak, at Jacksonville, Jan. 3, 1999
Drew Bledsoe at Cleveland, Jan. 1, 1995
20 Drew Bledsoe vs. Jacksonville, Jan. 12, 1997
17 Steve Grogan vs. Chicago, Jan. 26, 1986
16 Drew Bledsoe, vs. Miami, Dec. 28, 1997
Steve Grogan at Miami, Jan. 8, 1983

COMPLETION PERCENTAGE

Career—
58.3 Tony Eason (5 games)
55.0 Tom Owen (1 game)
51.5 Drew Bledsoe (6 games)
50.5 Steve Grogan (4 games)

Game—
83.0 Tony Eason, at Miami, Jan. 12, 1986 (12-10)
75.0 Tony Eason, at NYJ, Dec. 28, 1986 (16-12)
60.6 Drew Bledsoe, vs. Jacksonville, Jan. 12, 1997 (33-20)
58.3 Drew Bledsoe, vs. Pittsburgh, Jan. 5, 1997 (24-14)
57.0 Steve Grogan, vs. Chicago, Jan. 26, 1986 (30-17)

TDs PASSING

Career—
7 Tony Eason (5 games)
5 Drew Bledsoe (6 games)
3 Steve Grogan (4 games)
2 Babe Parilli (2 games)

Game—
3 Tony Eason at Miami, Jan. 12, 1986
2 **Drew Bledsoe vs. Green Bay, Jan. 26, 1997**
Tony Eason at Denver, Jan. 4, 1987
Babe Parilli at Buf., Dec. 28, 1963
1 Accomplished nine times, Most Recent:
Drew Bledsoe, vs. Miami, Dec. 28, 1997

INTERCEPTIONS

Career—
12 Drew Bledsoe (6 games)
7 Steve Grogan (4 games)
2 Babe Parilli (2 games)
1 Tom Owen (1 game)
1 Tom Yewcic (2 games)
0 Tony Eason (5 games)

Game—
4 Drew Bledsoe, vs. Green Bay, Jan. 26, 1997
3 Drew Bledsoe, at Cleveland, Jan. 1, 1995
2 Accomplished four times, Most Recent:
Drew Bledsoe, at Pittsburgh, Jan. 3, 1998
1 Accomplished six times, Most Recent:
Scott Zolak, at Jacksonville, Jan. 3, 1999

PLAYOFF RECEPTIONS

MOST CATCHES

Career—
24 Shawn Jefferson (6 games)
22 Ben Coates (7 games)
21 Terry Glenn (5 games)
19 Stanley Morgan (6 games)
14 Keith Byars (5 games)

Game—
9 Shawn Jefferson, at Pittsburgh, Jan. 3, 1998
8 Russ Francis vs. Hou., Dec. 31, 1978
7 Stanley Morgan vs. Chi., Jan. 26, 1986
7 Don Hasselbeck at Mia., Jan. 8, 1983
6 Ben Coates, vs. Green Bay, Jan. 26, 1996
Vincent Brisby, at Cleveland, Jan. 1, 1995
Ben Coates, at Cleveland, Jan. 1, 1995

YARDS RECEIVING

Career—
321 Stanley Morgan (6 games)
317 Terry Glenn (5 games)
284 Shawn Jefferson (6 games)
204 Ben Coates (7 games)
197 Russ Francis (2 games)
181 Gino Cappelletti (2 games)

Game—
120 Larry Garron at Buffalo, Dec. 28, 1963 (4 Rec.)
109 Gino Cappelletti at Buffalo, Dec. 28, 1963 (4)
104 Shawn Jefferson, at Pittsburgh, Jan. 3, 1998 (9)
101 Russ Francis vs. Houston, Dec. 31, 1978 (8)
100 Stanley Morgan at Denver, Jan. 4, 1987 (3)
96 Terry Glenn, at Pittsburgh, Jan. 3, 1998 (5)
Russ Francis, at Raiders, Dec. 18, 1976 (4)

TD RECEPTIONS

Career—
3 Stanley Morgan (6 games)
2 Keith Byars (5 games)
Russ Francis (2 games)
Larry Garron (2 games)

Game—
2 Larry Garron at Buffalo, 12-28-63
Stanley Morgan at Denver, 1-4-87
1 Accomplished 15 times. Most Recent:
Troy Brown, vs. Miami, Dec. 28, 1997 (24-yards)

LONGEST RECEPTION

59t Larry Garron from Babe Parilli, at Buffalo, 12-28-63
53 Terry Glenn from Drew Bledsoe, vs. Pittsburgh, 1-5-97
51 Gino Cappelletti from Babe Parilli, at Buffalo, 12-28-63
49 Gino Cappelletti from Babe Parilli, at San Diego, 1-5-64
45t Stanley Morgan from Tony Eason, at Denver, 1-4-87
45 Art Graham from Babe Parilli, at San Diego, 1-5-6

PLAYOFF INTERCEPTIONS

MOST

Career—
3 Fred Marion
2 Willie Clay
Ron Lippett
Ross O'Hanley
Bob Dee
1 Held by many Patriots

Game—
2 Ron Lippett, at LA Raiders, Jan. 5, 1986
2 Ross O'Hanley, at Buffalo, Dec. 28, 1963
2 Bob Dee, at Buffalo, Dec. 28, 1963
1 Accomplished 15 times, Most Recent:
Steve Israel, at Pittsburgh, Jan. 3, 1998

RETURN YARDAGE

Career—
69 Fred Marion
40 Todd Collins
22 Chris Slade

Game—
40 Todd Collins vs. Miami, Dec. 28, 1997 (one int.)
26 Fred Marion at NYJ, 12-28-85 (one int.)
22 Chris Slade vs. Miami, Dec. 28, 1997 (one int.)
Fred Marion at L.A. Rai., 1-5-86 (one int.)
21 Fred Marion at Miami, 1-12-86 (one int.)

LONGEST INTERCEPTION RETURN

40 Todd Collins vs. Miami, Dec. 28, 1997 (TD)
22 Chris Slade vs. Miami, Dec. 28, 1997
Fred Marion at L.A. Rai., 1-5-86
21 Fred Marion at Miami, 1-12-86

PLAYOFF PUNTS

MOST PUNTS

Career—
36 Tom Tupa (5 games)
35 Rich Camarillo (6 games)
14 Tom Yewcic (2 games)

Game—
9 Rich Camarillo at Denver, Jan. 4, 1987 (50.2 avg.)
8 Tom Tupa, at Jacksonville, Jan. 3, 1999 (47.3)
Tom Tupa, vs. Green Bay, Jan. 26, 1997 (45.1)
7 Tom Tupa, at Pittsburgh, Jan. 3, 1998 (42.0)
Tom Tupa, vs. Miami, Dec. 28, 1997 (36.7)
Tom Tupa vs. Pittsburgh, Jan. 5, 1997 (43.6)
Tom Yewcic at Buffalo, Dec. 28, 1963 (32.3)
Tom Yewcic at San Diego, 1-5-64 (47.0)

BEST PUNT AVG.

50.2 Rich Camarillo at Den., Jan. 4, 1987 (9 kicks)
47.3 Tom Tupa at Jacksonville, Jan. 3, 1999 (8)
46.9 Tom Yewcic at S.D., Jan. 5, 1964 (7)
45.1 Tom Tupa vs. Green Bay, Jan. 26, 1997 (8)
45.0 Rich Camarillo, at LA Raiders, Jan 5, 1986 (5)

LONGEST PUNT

68 Tom Yewcic at S.D., Jan. 5, 1964
62 Rich Camarillo vs. Chi., Jan. 26, 1986
60 Rich Camarillo, at Denver, Jan. 4, 1987

PLAYOFF PUNT RETURNS

MOST

Career—
18 David Meggett (5 games)
8 Irving Fryar (5 games)

Game—
7 David Meggett vs. Pittsburgh, Jan. 5, 1997
4 **Troy Brown, at Jacksonville, Jan. 3, 1999**
David Meggett vs. Green Bay, Jan. 26, 1997
Irving Fryar, at NY Jets, Dec. 28, 1985
3 David Meggett, at Pittsburgh, Jan. 3, 1998
David Meggett vs. Jacksonville, Jan. 12, 1997

YARDS

Career—
165 David Meggett (5 games)
47 Irving Fryar (5 games)
34 Art Graham (2 games)

Game—
72 David Meggett, vs. Pittsburgh, Jan. 5, 1997
34 Art Graham, at Buffalo, Dec. 28, 1963
30 David Meggett, vs. Green Bay, Jan. 26, 1997
29 David Meggett, vs. Jacksonville, Jan. 12, 1997
27 Troy Brown, at Jacksonville, Jan. 3, 1999

LONGEST PUNT RETURN

28 Art Graham, at Buffalo., 12-28-63
20 David Meggett, vs. Green Bay, Jan. 26, 1997
17 Troy Brown, at Jacksonville, Jan. 3, 1999
14 David Meggett, vs. Pittsburgh, Jan. 5, 1997

PLAYOFF KICKOFF RETURNS

MOST

Career—
15 Stephen Starring (5 games)
8 David Meggett (5 games)
7 Derrick Cullors (3 games)
4 Leroy Thompson (1 game)
4 Jess Phillips (1 game)

Game—
7 Stephen Starring, vs. Chicago, Jan. 26, 1986
6 Derrick Cullors, at Jacksonville, Jan. 3, 1999
5 David Meggett, vs. Green Bay, Jan. 26, 1997
4 Leroy Thompson, at Cleveland, Jan. 1, 1995
Jess Phillips, at Oakland, Dec. 18, 1976

YARDS

Career—
315 Stephen Starring (5 games)
169 David Meggett (5 games)
81 Derrick Cullors (3 games)
71 Leroy Thompson (1 game)

Game—
153 Stephen Starring, vs. Chicago, Jan. 26, 1986
117 David Meggett, vs. Green Bay, Jan. 26, 1997
71 Leroy Thompson, at Cleveland, Jan. 1, 1995
68 James McAlister, vs. Houston, Dec. 31, 1978
Raymond Clayborn, vs. Houston, Dec. 31, 1978

LONGEST KICKOFF RETURN

47 Raymond Clayborn vs. Hou., 12-31-78
37 Stephen Starring at Mia., 1-12-86
36 Stephen Starring, vs. Chicago, Jan. 26, 1986

TEAM PLAYOFF RECORDS

MOST POINTS SCORED

31 at Miami, Jan. 12, 1986 (31-14 w)
28 vs. Pittsburgh, Jan. 5, 1997 (28-3 w)
27 at L.A. Raid., Jan. 5, 1986 (27-20 w)
26 at NY Jets, Dec. 28, 1985 (26-14 w)
at Buffalo, Dec. 28, 1963 (26-8 w)

FEWEST POINTS ALLOWED

3 vs. Miami, Dec. 28, 1997 (17-3 w)
vs. Pittsburgh, Jan. 5, 1997 (28-3 w)
6 vs. Jacksonville, Jan.12, 1997 (20-6 w)
7 at Pittsburgh, Jan. 3, 1997 (7-6 L)
8 at Buf., Dec. 28, 1963 (26-8 w)

FIRST DOWNS

Total—
23 at Oakland Dec. 18, 1976
21 at Miami, Jan. 12, 1986
20 at Cleveland, Jan. 1, 1995
17 vs. Pittburgh, Jan. 5, 1997
16 vs. Green Bay, Jan. 26, 1997
at Buffalo, Dec. 28, 1963

Rushing—
15 at Miami, Jan. 12, 1986
10 at Oakland Dec. 18, 1976
9 vs. Pittsburgh, Jan. 5, 1997
at LA Raiders, Jan. 5, 1986
6 Accomplished six times,
Most Recent:
vs. Jacksonville, Jan. 12, 1997

Passing—
14 at Pittsburgh, Jan. 3, 1997
at Cleveland, Jan. 1, 1995
12 vs. Green Bay, Jan. 26, 1996
11 at Jacksonville, Jan. 3, 1999
10 vs. Chicago, Jan. 26, 1986

Penalty—
7 at Oakland, Dec. 18, 1976
2 vs. Pittsburgh, Jan. 5, 1996
at Buffalo, Dec. 28, 1963
1 Accomplished five times,
Most Recent:
vs. Green Bay, Jan. 26, 1996

3rd Down Efficiency—
.500 at L.A. Raiders, Jan. 5, 1986 (8/16)
at Oakland, Dec. 18, 1976 (7/14)
.438 at Miami, Jan. 12, 1986 (7/16)
.461 vs. Houston, Dec. 31, 1978 (6/13)

TOTAL NET YARDS

Most—
375 at Buf., Dec. 28, 1963
(83 Rush, 292 Pass, 70 Plays)
346 vs. Pitt., Jan. 5, 1996
(194 R, 152 Pa, 60 Pl)
331 at Oak., Dec. 18, 1976
(164 R, 167 Pa, 73 Pl)
326 at Mia., Jan. 12, 1986
(255 R, 71 Pa, 71 Pl)
303 at Clev., Jan. 1, 1995
(57R, 246Pa, 68 Pl)

NO. OF PLAYS

73 at Oak., Dec. 18, 1976
(49 Rush, 24 Pass)
71 at Miami, Jan. 12, 1986 (59 R, 12 P)
70 at Buffalo, Dec. 28, 1963 (36 R, 34 P)
68 at Clev., Jan. 1, 1995 (16 R, 51 P)
67 at LA Raid., Jan. 5, 1986 (49 R, 15 P)

RUSHING

Attempts—
59 at Miami, Jan. 12, 1986
49 at Oakland, Dec. 18, 1976
at L.A. Raiders, Jan. 5, 1986
39 at NY Jets, Dec. 28, 1985
36 at Buffalo, Dec. 28, 1963

Yards Rushing—
255 at Miami, Jan. 12, 1986
194 vs. Pittsburgh, Jan. 5, 1997
164 at Oakland, Dec. 18, 1976
156 at LA Raiders, Jan. 5, 1986
121 at Denver, Jan. 4, 1987

Rushing TDs—
3 vs. Pittsburgh, Jan. 5, 1997
1 Many times, Most Recent:
at Jacksonville, Jan. 3, 1999

PASSING

Attempts—
51 at Cleveland, Jan. 1, 1995
48 vs. Green Bay, Jan. 26, 1996
44 at Jacksonville, Jan. 3,1999
at Pittsburgh, Jan. 3, 1997
37 vs. San Diego, Jan. 5, 1964
36 vs. Chicago, Jan. 26, 1986

Completions—
25 vs. Green Bay, Jan. 26, 1996
23 at Pittsburgh, Jan. 3, 1997
22 at Cleveland, Jan. 1, 1995
21 at Jacksonville, Jan. 3, 1999
20 vs. Jacksonville, Jan. 12, 1996

Yards Passing—
292 at Buffalo, Dec. 28, 1983
246 at Cleveland, Jan. 1, 1995
244 at Pittsburgh, Jan. 3, 1997
214 vs. Green Bay, Jan. 26, 1996
186 at San Diego, Jan. 5, 1964
180 vs. Houston, Dec. 31, 1978

TDs Passing—
3 at Miami, Jan. 12, 1986
2 vs. Green Bay, Jan. 26, 1997
at Denver, Jan. 4, 1987
vs. Houston, Dec. 31, 1978
at Buffalo, Dec. 28, 1963

Interceptions (Most)—
4 vs. Green Bay, Jan. 26, 1997
3 at Cleveland, Jan. 1, 1995
3 vs. Houston, Dec. 31, 1978

Interceptions (Fewest)—
0 Accomplished five times,
Most Recent:
vs. Miami, Dec. 28, 1997
1 at Buffalo, Dec. 28, 1963.

Sacks Against—
0 at Miami, Jan. 12, 1986
at L.A. Raiders, Jan. 5, 1986
1 at Cleveland, Jan. 1, 1996 (10 yds)
2 at Jacksonville, Jan. 3, 1999 (13)
at Pittsburgh, Jan. 3, 1997 (20)
vs. Jacksonville, Jan. 12, 1997 (17)
vs. Pittsburgh, Jan. 5, 1997 (15)

PUNTING

Most Punts For—
9 at Denver, Jan. 4, 1987 (50.2 avg.)
8 at Jacksonville, Jan. 3, 1999 (47.3)
vs. Green Bay, Jan. 26, 1997 (45.1)
7 at Pittsburgh, Jan. 3, 1997 (42.0)
vs. Miami, Dec. 28, 1997 (36.7)
vs. Pittsburgh, Jan. 5, 1997 (43.6)
at Buffalo, Dec. 28, 1963 (32.3)
at San Diego, Jan. 5, 1963 (47.0)

Fewest Punts For—
3 at Oak., Dec. 18, 1976 (44.0 avg.)
4 at Clev., Jan. 1, 1995 (42.3.)
vs. Hou., Dec. 31, 1978 (43.3)

PENALTIES

Most vs.—
10 at Oakland, Dec. 18, 1976 (83 yds)
8 vs. Hou., Dec. 31, 1978 (92)
7 at Pittsburgh, Jan. 3, 1997 (68)
at Buffalo, Dec. 28, 1963 (65)
6 at LA Raiders, Jan. 5, 1986 (45)

Fewest vs.—
1 at NY Jets, Dec. 28, 1985 (10 yds)
at San Diego, Jan. 5, 1964 (18)
2 vs. Green Bay, Jan. 26, 1997 (22)
vs. Jacksonville, Jan. 12, 1997 (5)
vs. Pittsburgh, Jan. 5, 1997 (21)

Most Yards For—
92 vs. Hou., Dec. 31, 1978 (8 pen.)
83 at Oakland, Dec. 18, 1976 (10)
65 at Buffalo, Dec. 28, 1963 (7)

Fewest Yards For—
5 vs. Jacksonville, Jan. 12, 1997 (2 pen.)
10 at NY Jets, Dec. 28, 1985 (1)
15 at Miami, Jan. 12, 1986 (2)
18 at San Diego, Jan. 5, 1964 (1)

Sacks By—
5 vs. Green Bay, Jan. 26, 1997 (38 yds)
at NY Jets, Dec. 28, 1985 (51)
4 vs. Miami, Dec. 28, 1997 (21)
vs. Houston, Dec. 31, 1978 (26)
at Oakland, Dec. 18, 1976 (32)

DEFENSE--YARDS ALLOWED

Fewest—
162 vs. Miami, Dec. 28, 1997
213 vs. Pittsburgh, Jan. 5, 1997
240 at NY Jets, Dec. 28, 1985

Most—
610 at San Diego, Jan. 5, 1963
448 vs. Miami, Jan 8, 1983
441 at Denver, Jan. 4, 1987

PLAYOFF GAME-BY-GAME

1963 AFL DIVISIONAL PLAYOFFS • PATRIOTS 26, BUFFALO 8 • War Memorial Stadium

December 28, 1963 • Weather: Fair - Cold • Attendance - 33,044

	1	2	3	4	OT	F
Boston Patriots	**10**	**6**	**0**	**10**	--	**26**
Buffalo Bills	0	0	8	0	--	8

TEAM	Q	PLAY	SCORE Visitor	SCORE Home
Boston	1	G.Cappelletti 28 yd field goal	3	0
Boston	1	L.Garron 59 yd pass fm Parilli (Cappelletti kick)	10	0
Boston	2	G.Cappelletti 12 yd field goal	13	0
Boston	2	G.Cappelletti 33 yd field goal	16	0
Buffalo	3	E.Dubenion 93 yd pass from Lamonica (Tracey-Lamonica pass)	16	8
Boston	4	L.Garron 17 yd pass fm Parilli (Cappelletti kick)	23	8
Boston	4	G.Cappelletti 36 yd field goal	26	8

FINAL INDIVIDUAL STATISTICS

RUSHING	NO	YDS	AVG	LG	TD
L. Garron	19	44	2.3	9	0
T. Neumann	1	16	16.0	16	0
R. Burton	8	12	1.5	15	0
H. Crump	5	9	1.8	4	0
B. Lott	2	2	1.0	3	0
V. Parilli	1	0	0.0	0	0
Patriots:	**36**	**83**	**2.3**	**16**	**0**

RUSHING	NO	YDS	AVG	LG	TD
C. Gilchrist	8	7	0.9	6	0
G. Bass	2	4	2.0	2	0
J. Kemp	2	-4	-2.0	0	0
Buffalo:	**12**	**7**	**0.6**	**6**	**0**

RECEIVING	NO	YDS	AVG	LG	TD
L. Garron	4	120	30.0	59t	2
G. Cappelletti	4	109	27.3	51	0
R. Burton	3	22	7.3	12	0
A. Graham	1	22	22.0	22	0
B. Lott	1	18	18.0	18	0
J. Colclough	1	9	9.0	9	0
Patriots:	**14**	**300**	**21.4**	**59t**	**2**

RECEIVING	NO	YDS	AVG	LG	TD
C. Ferguson	4	47	11.8	15	0
G. Bass	4	45	11.3	27	0
E. Dubenion	3	115	38.3	93t	1
E. Rutkowski	3	45	15.0	16	0
E. Warlick	3	33	11.0	13	0
C.Gilchrist	1	11	11.0	11	0
B. Miller	1	5	5.0	5	0
Buffalo:	**19**	**301**	**15.8**	**93t**	**1**

INTERCEPTIONS	NO	YDS	AVG	LG	TD
R. O'Hanley	2	13	6.5	13	0
B. Dee	2	0	0.0	0	0
Patriots:	**4**	**13**	**3.3**	**13**	**0**

INTERCEPTIONS	NO	YDS	AVG	LG	TD
R. Abruzzese	1	9	9.0	9	0
Buffalo:	**1**	**9**	**9.0**	**9**	**0**

PUNT RETURN	NO	YDS	AVG	LG	TD
A. Graham	2	34	17.0	28	0
Patriots:	**2**	**34**	**17.0**	**28**	**0**

PUNT RETURN	NO	YDS	AVG	LG	TD
R. Abruzzese	3	8	2.7	5	0
Buffalo:	**3**	**8**	**2.7**	**5**	**0**

KICKOFF RET.	NO	YDS	AVG	LG	TD
B. Suci	2	38	19.0	23	0
Patriots:	**2**	**38**	**19.0**	**23**	**0**

KICKOFF RET.	NO	YDS	AVG	LG	TD
E. Dubenion	5	136	27.2	62	0
E. Rutkowski	1	18	18.0	18	0
J. Murdock	1	3	3.0	3	0
Buffalo:	**7**	**157**	**22.4**	**62**	**0**

PASSING	A	C	YDS	PCT.	TD	I	LG	S/YD	RATING
V. Parilli	35	14	300	40.0	2	1	59t	-/-	78.3
Patriots:	**35**	**14**	**300**	**40.0**	**2**	**1**	**59t**	**-/-**	**78.3**

PASSING	A	C	YDS	PCT.	TD	I	LG	S/YD	RATING
Lamonica	24	9	168	37.5	1	3	93t	-/-	24.3
J. Kemp	21	10	133	47.6	0	1	27	-/-	48.3
Buffalo:	**45**	**19**	**301**	**42.2**	**1**	**4**	**93t**	**-/-**	**35.5**

TEAM STATISTICS	BOS	BUF
TOTAL FIRST DOWNS	**16**	**13**
By Rushing	5	0
By Passing	9	11
By Penalty	2	2
TOTAL NET YARDS	**375**	**286**
NET YARDS RUSHING	**83**	**7**
Total Rushing Plays	36	12
Avg. per Rush	2.3	0.6
NET YARDS PASSING	**292**	**279**
Gross Yards Passing	300	301
Att.-Comp.-I	35-14-1	45-19-4
Completion Pct.	40.0	42.2
PUNTS/AVERAGE	**7/32.3**	**8/35.1**
PENALTIES/YARDS	**7/65**	**9/100**
FUMBLES/BALLS LOST	**0/0**	**3/2**
FIELD GOALS	**28,12,33**,45,**36**	None

NE PATRIOTS STARTING LINEUP

WR	G. Cappelletti	DE	B. Dee
T	D. Oakes	DT	H. Antwine
G	C. Long	DT	J. Richardson
C	W. Cudzik	DE	L. Eisenhauer
G	B. Neighbors	LB	T. Addison
T	M. Graham	LB	N. Buoniconti
TE	T. Romeo	LB	J. Rudolph
WR	J. Colclough	CB	D. Felt
QB	V. Parilli	CB	B. Suci
RB	R. Burton	S	R. Hall
FB	L. Garron	S	R. O'Hanley

BUFFALO BILLS STARTING LINEUP

E	E. Warlick	DE	R. McDole
T	S. Barber	DT	J. Dunaway
G	T. Day	DT	T. Sestak
C	D. Bemiller	DE	S. Youngelman
G	B. Shaw	LB	J. Tracey
T	K. Rice	LB	H. Jacobs
E	B. Miller	LB	M. Stratton
QB	J. Kemp	CB	W. West
HB	E. Dubenion	CB	B. Edgerso
HB	G. Bass	S	G. Saimes
HB	C. Gilchrist	S	R. Abruzzese

GAME NOTES

- The Patriots held Buffalo to only seven yards rushing on 12 attempts (0.6 average). It ranks as the lowest rushing output by a Patriots playoff opponent.
- K Gino Cappelletti converted four of five field goal attempts against the Bills. Each are Patriot single-game playoff records (tied with Tony Franklin).
- The game marked the only time in team playoff history that two receivers gained over 100 yards in one playoff game for the Patriots. Larry Garron caught four passes for 120 yards and Gino Cappelletti caught four passes for 109 yards.

1963 AFL CHAMPIONSHIP GAME • SAN DIEGO 51, PATRIOTS 10 • Balboa Stadium

January 5, 1964 • Weather: 71 degrees; wind NW 11 mph • Attendance - 30,127

	1	2	3	4	OT	F
Boston Patriots	**7**	**3**	**0**	**0**	--	**10**
San Diego	21	10	7	13	--	51

TEAM	Q	PLAY	SCORE Visitor	SCORE Home
SD	1	T.Rote 2 yd run (Blair kick)	0	7
SD	1	K.Lincoln 67 yd run (Blair kick)	0	14
Boston	1	L.Garron 7 yd run (Cappelletti kick)	7	14
SD	1	P.Lowe 58 yd run (Blair kick)	7	21
SD	2	G.Blair 11 yd field goal	7	24
Boston	2	G.Cappelletti 15 yd field goal	10	24
SD	2	D.Norton 14 yd pass fm Rote (Blair kick)	10	31
SD	3	L.Alworth 48 yd pass fm Rote (Blair kick)	10	38
SD	4	K.Lincoln 25 yd pass fm Hadl (pass failed)	10	44
SD	4	J.Hadl 1 yd run (Blair kick)	10	51

FINAL INDIVIDUAL STATISTICS

RUSHING	NO	YDS	AVG	LG	TD
H. Crump	7	18	2.6	6	0
L. Garron	3	15	5.0	7t	1
B. Lott	3	15	5.0	6	0
T. Yewcic	1	14	14.0	14	0
V. Parilli	1	10	10.0	10	0
R. Burton	1	3	3.0	3	0
Patriots:	**16**	**75**	**4.7**	**14**	**1**

RUSHING	NO	YDS	AVG	LG	TD
K. Lincoln	13	206	15.8	67t	1
P. Lowe	12	94	7.8	58t	1
T. Rote	4	15	3.8	10	1
G. McDougall	1	2	2.0	2	0
J. Hadl	1	1	1.0	1t	1
B. Jackson	1	0	0.0	0	0
San Diego:	**32**	**318**	**9.9**	**6**	**4**

RECEIVING	NO	YDS	AVG	LG	TD
R. Burton	4	12	3.0	8	0
J. Colclough	3	26	8.7	10	0
G. Cappelletti	2	72	36.0	49	0
A. Graham	2	68	34.0	45	0
H. Crump	2	28	14.0	28	0
B. Lott	2	16	8.0	11	0
L. Garron	2	6	3.0	5	0
Patriots:	**17**	**222**	**13.1**	**49**	**0**

RECEIVING	NO	YDS	AVG	LG	TD
K. Lincoln	7	123	17.6	32	1
L. Alworth	4	77	19.3	48	1
J. MacKinnon	2	53	26.5	33	0
D. Norton	2	44	22.0	30	1
D. Kocourek	1	5	5.0	5	0
G. McDougall	1	4	4.0	4	0
San Diego:	**17**	**306**	**18.0**	**48**	**3**

INTERCEPTIONS	NO	YDS	AVG	LG	TD
Patriots:	**0**	**0**	**0.0**	**0**	**0**

INTERCEPTIONS	NO	YDS	AVG	LG	TD
B. Mitinger	1	5	5.0	5	0
P. Maguire	1	10	10.0	10	0
San Diego:	**2**	**15**	**7.5**	**10**	**0**

PUNT RETURN	NO	YDS	AVG	LG	TD
None					

PUNT RETURN	NO	YDS	AVG	LG	TD
None					

KICKOFF RET.	NO	YDS	AVG	LG	TD
L. Garron	2	32	16.0	17	0
H. Crump	2	31	15.5	22	0
R. Burton	2	27	13.5	18	0
B. Suci	1	18	18.0	18	0
T. Romeo	1	9	9.0	9	0
B. Yates	1	5	5.0	5	0
Patriots:	**9**	**122**	**13.6**	**23**	**0**

KICKOFF RET.	NO	YDS	AVG	LG	TD
L. Alworth	2	47	23.5	28	0
P. Lowe	1	23	23.0	23	0
San Diego:	**0**	**0**	**18.0**	**62**	**0**

PASSING	A	C	YDS	PCT.	TD	I	LG	S/YD	RATING
Parilli	29	14	189	48.2	0	1	45	-/-	55.1
Yewcic	8	3	39	37.5	0	1	23	-/-	39.6
Patriots:	**37**	**17**	**228**	**45.9**	**0**	**2**	**45**	**-/-**	**43.5**

PASSING	A	C	YDS	PCT.	TD	I	LG	S/YD	RATING
Rote	15	10	173	66.6	2	0	48	-/-	150.1
Hadl	10	6	112	60.0	1	0	33	-/-	132.1
Lincoln	1	1	20	100.0	0	0	20	-/-	118.8
San Diego:	**25**	**16**	**305**	**64.0**	**3**	**0**	**48**	**-/-**	**146.3**

TEAM STATISTICS	BOS	SD
TOTAL FIRST DOWNS	**14**	**21**
By Rushing	6	11
By Passing	8	9
By Penalty	0	1
TOTAL NET YARDS	**262**	**610**
Total Offensive Plays	59	60
NET YARDS RUSHING	**75**	**318**
Total Rushing Plays	16	32
Avg. per Rush	4.7	9.9
NET YARDS PASSING	**186**	**292**
Gross Yards Passing	228	305
Att.-Comp.-I	37-17-2	26-17-0
Completion Pct.	45.9	65.4
PUNTS/AVERAGE	**7/47**	**2/44**
PENALTIES/YARDS	**1/18**	**6/30**
FUMBLES/BALLS LOST	**1/0**	**1/1**
FIELD GOALS	**15**	**11**

NE PATRIOTS STARTING LINEUP

WR	G. Cappelletti	DE	B. Dee
T	D. Oakes	DT	H. Antwine
G	C. Long	DT	J. Richardson
C	W. Cudzik	DE	L. Eisenhauer
G	B. Neighbors	LB	T. Addison
T	M. Graham	LB	N. Buoniconti
TE	T. Romeo	LB	J. Rudolph
WR	J. Colclough	CB	D. Felt
QB	V. Parilli	CB	B. Suci
RB	R. Burton	S	R. Hall
FB	L. Garron	S	R. O'Hanley

SAN DIEGO CHARGERS STARTING LINEUP

WR	D. Norton	DE	E. Faison
T	E. Wright	DT	H. Schmidt
G	S. DeLuca	DT	G. Gross
C	D. Rogers	DE	B. Patrich
G	P. Shea	LB	E. Karas
T	R. Mix	LB	C. Allen
TE	D. Kocourck	LB	P. Maguire
WR	L. Alworth	CB	B. Whitehead
QB	T. Rote	CB	D.Harris
RB	K. Lincoln	S	G. Blair
FB	P. Lowe	S	G. Glick

GAME NOTES

- This was the first of three championship games involving the Patriots. (Super Bowls XX following the 1985 season and XXXI following 1996.)
- The 610 yards yielded by the Patriots defense still ranks as the highest total ever given up by the Patriots.
- The Patriots committed only one penalty versus the Chargers. It is the lowest single game total in team playoff history (tied with Dec. 28, 1985 at NY Jets).

1976 AFC DIVISIONAL PLAYOFFS • OAKLAND 24, PATRIOTS 21 • Oakland-Alameda County Coliseum

December 18, 1976 • Weather: 58 degrees; wind WNW 8 mph • Attendance - 53,045

	1	2	3	4	OT	F
New England Patriots	**7**	**0**	**14**	**0**	**--**	**21**
Oakland Raiders	3	7	0	14	--	24

TEAM	Q	PLAY	SCORE Visitor	SCORE Home
NE	1	A. Johnson 1 yd run (Smith kick)	7	0
Oakland	1	E.Mann 40 yd field goal	7	3
Oakland	2	F.Biletnikoff 31 yd pass from Stabler (Mann kick)	7	10
NE	3	R.Francis 26 yd pass from Grogan (Smith kick)	14	10
NE	3	J. Phillips 3 yd run (Smith kick)	21	10
Oakland	4	M.van Eeghen 1 yd run (Mann kick)	21	17
Oakland	4	K.Stabler 1 yd (Mann kick)	21	24

FINAL INDIVIDUAL STATISTICS

RUSHING	NO	YDS	AVG	LG	TD
S. Cunningham	20	68	3.4	22	0
S. Grogan	7	35	5.0	10	0
A. Johnson	14	32	2.3	8	1
D. Calhoun	5	17	3.4	7	0
J. Phillips	3	12	4.0	6	1
Patriots:	**49**	**164**	**3.3**	**22**	**2**

RUSHING	NO	YDS	AVG	LG	TD
M. van Eeghen	11	39	3.5	6	1
C. Davis	7	29	4.1	9	0
P. Banaszak	4	8	2.0	5	0
C. Garrett	1	4	4.0	4	0
K. Stabler	1	1	1.0	1t	1
Oakland:	**24**	**81**	**3.4**	**9**	**2**

RECEIVING	NO	YDS	AVG	LG	TD
R. Francis	4	96	24.0	40	1
D. Stingley	2	36	18.0	24	0
S. Cunningham	2	14	7.0	7	0
A. Johnson	2	13	6.5	9	0
M. Briscoe	1	7	7.0	7	0
A. Chandler	1	1	1.0	1	0
Patriots:	**12**	**167**	**13.9**	**40**	**1**

RECEIVING	NO	YDS	AVG	LG	TD
F. Biletnikoff	9	137	15.2	31t	1
D. Casper	4	47	11.8	21	0
C. Branch	3	32	10.7	17	0
M. van Eeghen	1	8	8.0	8	0
C. Davis	1	5	5.0	5	0
C. Garrett	1	4	4.0	4	0
Oakland:	**19**	**233**	**12.3**	**31t**	**1**

INTERCEPTIONS	NO	YDS	AVG	LG	TD
Patriots:	**0**	**0**	**0.0**	**0**	**0**

INTERCEPTIONS	NO	YDS	AVG	LG	TD
S. Thomas	1	18	18.0	18	0
M. Johnson	1	0	0.0	0	0
Oakland:	**2**	**18**	**9.0**	**18**	**0**

PUNTING	NO	YDS	AVG	In20	LG
M. Patrick	3	132	44.0	1	51

PUNTING	NO	YDS	AVG	In20	LG
R. Guy	5	189	37.8	2	48

PUNT RETURN	NO	FC	YDS	AVG	LG	TD
M. Haynes	1	1	13	13.0	13	0
Patriots:	**1**	**1**	**13**	**13.0**	**13**	**0**

PUNT RETURN	NO	FC	YDS	AVG	LG	TD
N. Colzie	3	0	53	17.7	24	0
Oakland:	**3**	**0**	**53**	**17.7**	**24**	**0**

KICKOFF RET.	NO	YDS	AVG	LG	TD
J. Phillips	4	67	16.8	22	0
G. Webster	1	0	0.0	0	0
Patriots:	**5**	**67**	**13.4**	**23**	**0**

KICKOFF RET.	NO	YDS	AVG	LG	TD
C. Garrett	4	119	29.8	41	0
Oakland:	**4**	**119**	**29.8**	**41**	**0**

PASSING	A	C	YDS	PCT.	TD	I	LG	S/YD	RATING
S. Grogan	23	12	167	52.2	1	1	40	0/0	72.2
R. Francis	1	0	0	0.0	0	1	0	0/0	39.6
Patriots:	**24**	**12**	**167**	**50.0**	**1**	**2**	**40**	**0/0**	**51.9**

PASSING	A	C	YDS	PCT.	TD	I	LG	S/YD	RATING
K. Stabler	32	19	233	59.4	1	0	31t	4/32	92.3
Oakland:	**32**	**19**	**233**	**59.4**	**1**	**0**	**31t**	**4/32**	**92.3**

TEAM STATISTICS	NE	OAK
TOTAL FIRST DOWNS	**23**	**20**
By Rushing	10	5
By Passing	6	13
By Penalty	7	2
Third Down: Md/Att.	7/14	6/12
Third Down: Eff.	50%	50%
TOTAL NET YARDS	**331**	**282**
Total Offensive Plays	73	70
Average Per Play	4.5	4.0
NET YARDS RUSHING	**164**	**81**
Total Rushing Plays	49	24
Avg. per Rush	3.3	3.8
NET YARDS PASSING	**167**	**201**
Gross Yards Passing	167	233
Att.-Comp.-I	24-12-2	32-19-0
Completion Pct.	50.0	59.4
PUNTS/AVERAGE	**3/44.0**	**5/37.8**
PENALTIES/YARDS	**10/83**	**11/93**
FUMBLES/BALLS LOST	**1/1**	**1/1**
FIELD GOALS	50	40

NE PATRIOTS STARTING LINEUP

WR	R. Vataha	DE	M. Lunsford
T	L. Gray	NT	R. Hamilton
G	J. Hannah	DE	J. Adams
C	B. Lenkaitis	LB	S. Zabel
G	S. Adams	LB	S. Hunt
T	B. McKay	LB	S. Nelson
TE	R. Francis	LB	P. Barnes
WR	D. Stingley	CB	B. Howard
QB	S. Grogan	CB	M. Haynes
RB	A. Johnson	S	P. McCray
FB	S. Cunningham	S	T. Fox

OAKLAND RAIDERS STARTING LINEUP

WR	C. Branch	DE	J. Mutuszak
T	A. Shell	NT	D. Rowe
G	G. Upshaw	DE	O. Sistrunk
C	D. Dalby	LB	P. Villapiano
G	G. Buehler	LB	W. Hall
T	J. Vella	LB	M. Johnson
TE	D. Casper	LB	T. Hendricks
WR	F. Biletnikoff	CB	S. Thomas
QB	K. Stabler	CB	W. Brown
RB	C. Davis	S	G. Atkinson
FB	M. Van Eeghen	S	J. Tatum

GAME NOTES

- The game was marred by a controversial roughing the passer call on NT Ray Hamilton. The Patriots had seemingly stopped the Raiders when a Ken Stabler pass on a 3rd and 18 fell incomplete. However, penalty flags were thrown and the Raiders had a first and ten at the Patriot 13. Five plays later Stabler rolled around left end for the winning score.
- The Patriots finished the season 11-3, rebounding from a 3-11 record in 1975.

1978 AFC DIVISIONAL PLAYOFF • HOUSTON 31, PATRIOTS 14 • Foxboro Stadium

December 31, 1978 • Weather: 39 degrees; wind SSE 7 mph • Attendance - 60,881

	1	2	3	4	OT	F
Houston Oilers	0	21	3	7	--	31
New England Patriots	**0**	**0**	**7**	**7**	**--**	**14**

TEAM	Q	PLAY	SCORE Visitor	SCORE Home
Houston	2	K.Burrough 71 yd pass from Pastorini (Fritsch kick)	7	0
Houston	2	M.Barber 19 yd pass from Pastorini (Fritsch kick)	14	0
Houston	2	M.Barber 13 yd pass from Pastorini (Fritsch kick)	21	0
Houston	3	T.Fritsch 30 yd field goal	24	0
NE	3	H.Jackson 24 yd pass from Johnson (Smith kick)	24	7
NE	4	R.Francis 24 yd pass from Owen (Smith kick)	24	14
Houston	4	E.Campbell 2 yd run (Fritsch kick)	31	14

FINAL INDIVIDUAL STATISTICS

RUSHING	NO	YDS	AVG	LG	TD
S. Cunningham	10	42	4.2	8	0
S. Grogan	1	16	16.0	16	0
A. Johnson	6	14	2.3	4	0
H. Ivory	3	11	3.7	6	0
Patriots:	**20**	**83**	**4.2**	**16**	**0**

RUSHING	NO	YDS	AVG	LG	TD
E. Campbell	27	118	4.4	35	1
T. Wilson	14	26	1.9	8	0
R. Coleman	7	19	2.7	12	0
B. Duncan	2	7	3.5	5	0
L. Poole	3	7	2.3	4	0
G. Nielson	1	-3	-3.0	-3	0
Houston:	**54**	**174**	**3.2**	**35**	**1**

RECEIVING	NO	YDS	AVG	LG	TD
R. Francis	8	101	12.6	24t	1
S. Cunningham	3	28	9.3	15	0
S. Morgan	2	37	18.5	19	0
A. Johnson	2	16	8.0	11	0
H. Jackson	1	24	24.0	24t	1
Patriots:	**16**	**206**	**12.9**	**24t**	**2**

RECEIVING	NO	YDS	AVG	LG	TD
M. Barber	5	83	16.6	22	2
K. Burrough	3	91	30.3	71t	1
R. Caster	2	12	6.0	7	0
E. Campbell	1	10	10.0	10	0
R. Woods	1	4	4.0	4	0
Houston:	**12**	**200**	**16.7**	**71t**	**3**

INTERCEPTIONS	NO	YDS	AVG	LG	TD
T. Fox	1	0	0.0	0	0
Patriots:	**1**	**0**	**0.0**	**0**	**0**

INTERCEPTIONS	NO	YDS	AVG	LG	TD
M. Reinfeldt	2	27	13.5	27	0
G. Bingham	1	19	19.0	19	0
Houston:	**3**	**46**	**15.3**	**27**	**0**

PUNTING	NO	YDS	AVG	In20	LG
J. Wilson	4	173	43.3	1	55

PUNTING	NO	YDS	AVG	In20	LG
C. Parsley	5	174	34.8	0	47

PUNT RETURN	NO	FC	YDS	AVG	LG	TD
S. Morgan	2	1	6	3.0	6	0
M. Haynes	1	0	0	0.0	0	0
Patriots:	**3**	**1**	**6**	**2.0**	**6**	**0**

PUNT RETURN	NO	FC	YDS	AVG	LG	TD
K. Knoff	2	0	7	3.5	7	0
R. Woods	1	0	-1	-1.0	-1	0
Houston:	**3**	**0**	**6**	**2.0**	**7**	**0**

KICKOFF RET.	NO	YDS	AVG	LG	TD
J. McAlister	3	68	22.7	28	0
R. Clayborn	2	68	34.0	47	0
Patriots:	**5**	**136**	**27.2**	**47**	**0**

KICKOFF RET.	NO	YDS	AVG	LG	TD
J. Dirben	2	37	18.5	22	0
R. Woods	1	16	16.0	16	0
Houston:	**3**	**53**	**17.7**	**22**	**0**

PASSING	A	C	YDS	PCT.	TD	I	LG	S/YD	RATING
T. Owen	22	12	144	54.5	1	1	24t	3/23	71.0
S. Grogan	12	3	38	25.0	0	2	18	1/3	39.6
A. Johson	1	1	24	100.0	1	0	24t	0/0	118.8
Patriots:	**35**	**16**	**206**	**45.7**	**2**	**3**	**24t**	**4/26**	**48.0**

PASSING	A	C	YDS	PCT.	TD	I	LG	S/YD	RATING
D. Pastorini	15	12	200	80.0	3	1	71t	3/30	163.2
Houston:	**15**	**12**	**200**	**80.0**	**3**	**1**	**71t**	**3/30**	**163.2**

TEAM STATISTICS	NE	HOU
TOTAL FIRST DOWNS	**15**	**21**
By Rushing	6	11
By Passing	8	8
By Penalty	1	2
Third Down: Md/Att.	6/13	11/17
Third Down: Eff.	46%	65%
TOTAL NET YARDS	**263**	**344**
Total Offensive Plays	59	72
Average Per Play	4.5	4.8
NET YARDS RUSHING	**83**	**174**
Total Rushing Plays	20	54
Avg. per Rush	4.2	3.2
NET YARDS PASSING	**180**	**170**
Gross Yards Passing	206	200
Att.-Comp.-I	35-16-3	15-12-1
Completion Pct.	45.7	80.0
PUNTS/AVERAGE	**4/43.3**	**5/34.8**
PENALTIES/YARDS	**8/92**	**2/25**
FUMBLES/BALLS LOST	**2/0**	**1/0**
FIELD GOALS	43	**30**

NE PATRIOTS STARTING LINEUP

WR	S. Morgan	DE	M. Lunsford
T	L. Gray	NT	R. Hamilton
G	J. Hannah	DE	R. Bishop
C	B. Lenkaitis	LB	S. Zabel
G	S. Adams	LB	S. Hunt
T	S. Jordan	LB	S. Nelson
TE	R. Francis	LB	R. Shoate
WR	H. Jackson	CB	R. Clayborn
QB	S. Grogan	CB	M. Haynes
RB	A. Johnson	S	T. Fox
FB	S. Cunningham	S	D. Beaudoin

HOUSTON OILERS STARTING LINEUP

WR	K. Burrough	DE	J. Young
T	G. Sampson	NT	C. Culp
G	G. Reihner	DE	E. Bethea
C	C. Mauck	LB	R. Brazile
G	E. Fisher	LB	G. Bingham
T	C. Hayman	LB	S. Kiner
TE	M. Barber	LB	T. Washington
WR	R. Caster	CB	G. Stemrick
QB	D. Pastorini	CB	W. Alexander
RB	E. Campbell	S	B. Currier
FB	T. Wilson	S	M. Reinfeldt

GAME NOTES

- This was the first home playoff game ever played by the Patriots.
- The Patriots finished the 1978 season with an 11-5 record and earned the AFC Eastern Division Championship.
- TE Russ Francis' eight catches are the second highest single game total in team playoff history. (WR Shawn Jefferson recorded nine at Pittsburgh, Jan. 3, 1998)

1982 SUPER BOWL TOURNAMENT • MIAMI 28, PATRIOTS 13 • Orange Bowl

January 8, 1983 • Weather: 76 degrees; wind E 8 mph • Attendance - 68,842

	1	2	3	4	OT	F
New England Patriots	**0**	**3**	**3**	**7**	--	**13**
Miami Dolphins	0	14	7	7	--	28

TEAM	Q	PLAY	SCORE Visitor	SCORE Home
NE	2	J.Smith 23 yd field goal	3	0
Miami	2	B.Hardy 2 yd pass from Woodley (von Schamann kick)	3	7
Miami	2	T.Franklin 1 yd run (von Schamann kick)	3	14
NE	3	J.Smith 42 yd field goal	6	14
Miami	3	W.Bennett 2 yd run (von Schamann kick)	6	21
Miami	4	B.Hardy 2 yd pass from Woodley (von Schamann kick)	6	28
NE	4	D.Hasselbeck 22 yd pass from Grogan (Smith kick)	13	28

FINAL INDIVIDUAL STATISTICS

RUSHING	NO	YDS	AVG	LG	TD
M. van Eeghen	9	40	4.4	9	0
T. Collins	7	35	5.0	7	0
M. Tatupu	1	4	4.0	4	0
S. Morgan	1	-2	-2.0	-2	0
Patriots:	**18**	**77**	**4.3**	**9**	**0**

RUSHING	NO	YDS	AVG	LG	TD
A. Franklin	26	112	4.3	12	1
T. Nathan	12	71	5.9	16	0
D. Woodley	1	16	16.0	16	0
W. Bennett	5	10	2.0	3	1
T. Vigorito	1	5	5.0	5	0
Miami:	**45**	**214**	**4.8**	**16**	**2**

RECEIVING	NO	YDS	AVG	LG	TD
D. Hasselbeck	7	87	12.4	22t	1
L. Dawson	4	49	12.3	17	0
T. Collins	1	17	17.0	17	0
K. Toler	1	16	16.0	16	0
P. Brown	1	8	8.0	8	0
A. Johnson	1	7	7.0	7	0
M. van Eeghen	1	5	5.0	5	0
Patriots:	**16**	**189**	**11.8**	**22t**	**1**

RECEIVING	NO	YDS	AVG	LG	TD
T. Nathan	5	68	13.6	26	0
B. Hardy	3	23	7.7	19	2
J. Rose	2	47	23.5	35	0
T. Vigorito	2	40	20.0	23	0
J. Cefalo	2	27	13.5	16	0
D. Harris	1	36	36.0	36	0
R. Diana	1	5	5.0	5	0
Miami:	**16**	**246**	**15.4**	**36**	**2**

INTERCEPTIONS	NO	YDS	AVG	LG	TD
Patriots:	**0**	**0**	**0.0**	**0**	**0**

INTERCEPTIONS	NO	YDS	AVG	LG	TD
D. McNeal	1	16	16.0	16	0
G. Small	1	0	0.0	0	0
F. Walker	0	9	--	9	0
Miami:	**2**	**25**	**12.5**	**16**	**0**

PUNTING	NO	YDS	AVG	In20	LG
R. Camarillo	5	218	43.6	1	58

PUNTING	NO	YDS	AVG	In20	LG
T. Orosz	1	51	51.0	0	51

PUNT RETURN	NO	FC	YDS	AVG	LG	TD
Patriots:	**0**	**0**	**0**	**0.0**	**0**	**0**

PUNT RETURN	NO	FC	YDS	AVG	LG	TD
T. Vigorito	4	0	40	10.0	13	0
Miami:	**4**	**0**	**40**	**10.0**	**13**	**0**

KICKOFF RET.	NO	YDS	AVG	LG	TD
R. Smith	3	54	18.0	20	0
Patriots:	**3**	**54**	**18.0**	**20**	**0**

KICKOFF RET.	NO	YDS	AVG	LG	TD
F. Walker	3	73	24.3	30	0
Miami:	**3**	**73**	**24.3**	**30**	**0**

PASSING	A	C	YDS	PCT.	TD	I	LG	S/YD	RATING
S. Grogan	30	16	189	53.3	1	2	22t	4/29	56.1
Patriots:	**30**	**16**	**189**	**53.3**	**1**	**2**	**22t**	**4/29**	**56.1**

PASSING	A	C	YDS	PCT.	TD	I	LG	S/YD	RATING
D. Woodley	19	16	246	84.2	2	0	36	2/12	161.3
Miami:	**19**	**16**	**246**	**84.2**	**2**	**0**	**36**	**2/12**	**161.3**

TEAM STATISTICS	NE	MIA
TOTAL FIRST DOWNS	**14**	**27**
By Rushing	6	12
By Passing	8	14
By Penalty	0	1
Third Down: Md/Att.	1/9	7/9
Third Down: Eff.	11%	78%
TOTAL NET YARDS	**237**	**448**
Total Offensive Plays	52	66
Average Per Play	4.6	6.8
NET YARDS RUSHING	**77**	**214**
Total Rushing Plays	18	45
Avg. per Rush	4.3	4.8
NET YARDS PASSING	**160**	**234**
Sacked/Yards Lost	4/29	2/12
Gross Yards Passing	189	246
Att.-Comp.-I	30-16-2	19-16-0
Completion Pct.	53.3	84.2
PUNTS/AVERAGE	**5/43.6**	**1/51.0**
PENALTIES/YARDS	**4/27**	**2/15**
FUMBLES/BALLS LOST	**1/1**	**3/3**
FIELD GOALS	**23**	**42**

NE PATRIOTS STARTING LINEUP

WR	S. Morgan	DE	K. Sims
T	B. Holloway	NT	L. Williams
G	J. Hannah	DE	J. Adams
C	P. Brock	LB	L. McGrew
G	R. Wooten	LB	S. Nelson
T	S. Jordan	LB	C. Weishuhn
TE	D. Hasselbeck	LB	D. Blackmon
WR	P. Brown	CB	M. Haynes
QB	S. Grogan	CB	R. Clayborn
FB	M. van Eeghen	S	K. Lee
TE	L. Dawson	S	R. Sanford

MIAMI DOLPHINS STARTING LINEUP

TE	R. Lee	DE	K. Bokamper
T	J. Giesler	NT	B. Baumhower
G	B. Kuechenberg	DE	D. Betters
C	D. Stephenson	LB	B. Brudzinski
G	J. Toews	LB	A. Duhe
T	E. Laakso	LB	E. Rhone
TE	B. Hardy	LB	L. Gordon
WR	J. Cefalo	CB	G. Small
QB	D. Woodley	CB	D. McNeal
RB	T. Vigorito	S	G. Blackwood
FB	T. Franklin	S	L. Blackwood

GAME NOTES

- This was the first of three meetings between the Patriots and the Dolphins in the playoffs. They also met in the 1985 AFC Championship game and the 1997 Wild Card game.
- The Patriots finished the strike shortened season 5-4 and in seventh place in the AFC.

1985 AFC WILD CARD • NEW ENGLAND 26, NY JETS 14 • Meadowlands Stadium

December 28, 1985 • Weather: 33 degrees; wind SW 15-30 mph • Attendance - 70,958

	1	2	3	4	OT	F
New England Patriots	**3**	**10**	**10**	**3**	--	**26**
New York Jets	0	7	7	0	--	14

TEAM	Q	PLAY	SCORE Visitor	SCORE Home
NE	1	T.Franklin 33 yd field goal	3	0
New York	2	J.Hector 11 yd pass from O'Brien (Leahy kick)	3	7
NE	2	T.Franklin 41 yd field goal	6	7
NE	2	S.Morgan 36 yd pass from Eason (Franklin kick)	13	7
NE	3	T.Franklin 20 yd field goal	16	7
NE	3	J.Rembert 15 yd fumble return (Franklin kick)	23	7
New York	3	M.Shuler 12 yd pass from Ryan (Leahy kick)	23	14
NE	4	T.Franklin 26 yd field goal	26	14

FINAL INDIVIDUAL STATISTICS

RUSHING	NO	YDS	AVG	LG	TD
C. James	22	49	2.2	12	0
T. Collins	11	36	3.3	8	0
T. Eason	6	14	2.3	12	0
Patriots:	**39**	**99**	**2.5**	**12**	**0**

RUSHING	NO	YDS	AVG	LG	TD
F. McNeil	16	41	2.6	7	0
J. Hector	4	13	3.3	7	0
K. O'Brien	1	4	4.0	4	0
NY Jets:	**21**	**58**	**2.8**	**7**	**0**

RECEIVING	NO	YDS	AVG	LG	TD
S. Morgan	4	62	15.5	36t	1
I. Fryar	2	47	23.5	39	0
C. James	2	36	18.0	24	0
L. Dawson	2	20	10.0	12	0
T. Collins	2	14	7.0	11	0
Patriots:	**12**	**179**	**14.9**	**39**	**1**

RECEIVING	NO	YDS	AVG	LG	TD
A. Toon	9	93	10.3	16	0
M. Shuler	5	53	10.6	21	1
W. Walker	4	54	13.5	24	0
F. McNeil	3	13	4.3	5	0
J. Hector	1	11	11.0	11t	1
R. Klever	1	9	9.0	9	0
NY Jets:	**23**	**233**	**10.1**	**24**	**2**

INTERCEPTIONS	NO	YDS	AVG	LG	TD
F. Marion	1	26	26.0	26	0
G. Veris	1	18	18.0	18	0
Patriots:	**2**	**44**	**22.0**	**26**	**0**

INTERCEPTIONS	NO	YDS	AVG	LG	TD
NY Jets:	**0**	**0**	**0.0**	**0**	**0**

PUNTING	NO	YDS	AVG	In20	LG
R. Camarillo	5	200	40.0	1	54

PUNTING	ND	YDS	AVG	In20	LG
D. Jennings	5	192	38.4	1	49

PUNT RETURN	NO	FC	YDS	AVG	LG	TD
I. Fryar	4	0	12	3.0	8	0
Patriots:	**4**	**0**	**12**	**3.0**	**8**	**0**

PUNT RETURN	NO	FC	YDS	AVG	LG	TD
K. Sohn	1	1	3	3.0	3	0
NY Jets:	**1**	**1**	**3**	**3.0**	**3**	**0**

KICKOFF RET.	NO	YDS	AVG	LG	TD
S. Starring	1	19	19.0	19	0
C. Jones	1	11	11.0	11	0
Patriots:	**2**	**30**	**15.0**	**19**	**0**

KICKOFF RET.	NO	YDS	AVG	LG	TD
J. Hector	6	115	19.2	33	0
B. Humphery	1	50	50.0	50	0
NY Jets:	**7**	**165**	**23.6**	**50**	**0**

PASSING	A	C	YDS	PCT.	TD	I	LG	S/YD	RATING
T. Eason	16	12	179	75.0	1	0	39	3/20	132.0
Patriots:	**16**	**12**	**179**	**75.0**	**1**	**0**	**39**	**3/20**	**132.0**

PASSING	A	C	YDS	PCT.	TD	I	LG	S/YD	RATING
K. O'Brien	17	13	149	76.5	1	1	24	2/21	97.4
P. Ryan	17	10	84	58.8	1	1	13	3/30	66.8
NY Jets:	**34**	**23**	**233**	**67.6**	**2**	**2**	**24**	**5/51**	**82.1**

TEAM STATISTICS	NE	NYJ
TOTAL FIRST DOWNS	**12**	**15**
By Rushing	5	3
By Passing	6	12
By Penalty	1	0
Third Down: Md/Att.	3/14	5/13
Third Down: Eff.	21%	38%
TOTAL NET YARDS	**258**	**240**
Total Offensive Plays	58	60
Average Per Play	4.4	4.0
NET YARDS RUSHING	**99**	**58**
Total Rushing Plays	39	21
Avg. per Rush	2.5	2.8
NET YARDS PASSING	**159**	**182**
Sacked/Yards Lost	3/20	5/51
Gross Yards Passing	179	233
Att.-Comp.-I	16-12-0	34-23-2
Completion Pct.	75.0	67.6
PUNTS/AVERAGE	**5/40.0**	**5/38.4**
PENALTIES/YARDS	**1/10**	**6/48**
FUMBLES/BALLS LOST	**2/0**	**3/2**
FIELD GOALS	**33, 41, 20**, 41, **26**	None

NE PATRIOTS STARTING LINEUP

WR	S. Morgan	DE	G. Veris
T	B. Holloway	NT	L. Williams
G	J. Hannah	DE	J. Adams
C	P. Brock	LB	A. Tippett
G	R. Wooten	LB	S. Nelson
T	S. Moore	LB	L. McGrew
TE	L. Dawson	LB	D. Blackmon
WR	I. Fryar	CB	R. Lippett
QB	T. Eason	CB	R. Clayborn
RB	T. Collins	S	R. James
FB	C. James	S	F. Marion

NY JETS STARTING LINEUP

TE	A. Toon	DE	M. Gastineau
T	R. McElroy	DT	J. Klecko
G	J. Sweeney	DT	B. Bennett
C	J. Fields	DE	M. Lyons
G	D. Alexander	LB	K. Clifton
T	M. Powell	LB	L. Mehl
TE	M. Shuler	LB	B. Crable
WR	W. Walker	CB	J. Lynn
QB	K. O'Brien	CB	R. Carter
RB	F. McNeil	S	K. Springs
FB	R. Klever	S	H. Hamilton

GAME NOTES

- DE Garin Veris recorded three sacks and an interception against the Jets. His three sacks rank as the best single-game total in Patriots' playoff history.
- K Tony Franklin converted four of five field goals against the Jets. Each are Patriots' single-game playoff records (tied with Gino Cappelletti).

1985 AFC DIVISIONAL • NEW ENGLAND 27, L.A. Raiders 20 • L.A. Coliseum

January 5, 1986 • Weather: 67 degrees; wind E 5 mph • Attendance - 88,936

	1	2	3	4	OT	F
New England Patriots	**7**	**10**	**10**	**0**	--	**27**
Los Angeles Raiders	3	17	0	0	--	20

TEAM	Q	PLAY	SCORE Visitor	SCORE Home
NE	1	L.Dawson 13 yd pass from Eason (Franklin kick)	7	0
Los Angeles	1	C.Bahr 29 yd field goal	7	3
Los Angeles	2	J.Hester 16 yd pass from Wilson (Bahr kick)	7	10
Los Angeles	2	M.Allen 11 yd run (Bahr kick)	7	17
NE	2	C.James 2 yd run (Franklin kick)	14	17
NE	2	T.Franklin 45 yd field goal	17	17
Los Angeles	2	C.Bahr 32 yd field goal	17	20
NE	3	T.Franklin 32 yd field goal	20	20
NE	3	J.Bowman fumble rec. for TD (Franklin kick)	27	20

FINAL INDIVIDUAL STATISTICS

RUSHING	NO	YDS	AVG	LG	TD
C. James	23	104	4.5	16	1
T. Collins	9	18	2.0	7	0
R. Weathers	9	18	2.0	5	0
M. Tatupu	4	17	4.3	22	0
I. Fryar	1	3	3.0	3	0
T. Eason	3	-4	-1.3	0	0
Patriots:	**49**	**156**	**3.2**	**22**	**1**

RUSHING	NO	YDS	AVG	LG	TD
M. Allen	22	121	5.5	17	1
F. Hawkins	4	33	8.3	23	0
M. Wilson	1	9	9.0	9	0
LA Raiders:	**27**	**163**	**6.0**	**7**	**1**

RECEIVING	NO	YDS	AVG	LG	TD
C. James	3	48	16.0	24	0
D. Ramsey	2	34	17.0	29	0
S. Morgan	1	22	22.0	22	0
L. Dawson	1	13	13.0	13t	1
T. Collins	1	8	8.0	8	0
Patriots:	**8**	**125**	**15.6**	**29**	**1**

RECEIVING	NO	YDS	AVG	LG	TD
T. Christensen	4	78	19.5	31	0
D. Williams	3	33	11.0	14	0
M. Allen	3	8	2.7	6	0
J. Hester	1	16	16.0	16t	1
LA Raiders:	**11**	**135**	**12.3**	**31**	**1**

INTERCEPTIONS	NO	YDS	AVG	LG	TD
R. Lippett	2	1	0.5	1	0
F. Marion	1	22	22.0	22	0
Patriots:	**3**	**23**	**7.7**	**22**	**0**

INTERCEPTIONS	NO	YDS	AVG	LG	TD
LA Raiders:	**0**	**0**	**0.0**	**0**	**0**

PUNTING	NO	YDS	AVG	In20	LG
R. Camarillo	5	225	45.0	0	50

PUNTING	NO	YDS	AVG	In20	LG
R. Guy	2	68	34.0	1	35

PUNT RETURN	NO	FC	YDS	AVG	LG	TD
F. Marion	0	1	0	0.0	0	0
Patriots:	**0**	**1**	**0**	**0.0**	**0**	**0**

PUNT RETURN	NO	FC	YDS	AVG	LG	TD
F. Walker	4	0	36	9.0	16	0
LA Raiders:	**4**	**0**	**36**	**9.0**	**16**	**0**

KICKOFF RET.	NO	YDS	AVG	LG	TD
S. Starring	2	45	22.5	24	0
C. Jones	2	9	4.5	8	0
Patriots:	**4**	**54**	**13.5**	**24**	**0**

KICKOFF RET.	NO	YDS	AVG	LG	TD
F. Walker	3	59	19.7	36	0
S. Seale	2	7	3.5	7	0
LA Raiders:	**5**	**66**	**13.2**	**36**	**0**

PASSING	A	C	YDS	PCT.	TD	I	LG	S/YD	RATING
T. Eason	14	7	117	50.0	1	0	29	3/27	102.4
C. James	1	1	8	100.0	0	0	8	0/0	118.8
Patriots:	**15**	**8**	**125**	**53.3**	**1**	**0**	**29**	**3/27**	**103.5**

PASSING	A	C	YDS	PCT.	TD	I	LG	S/YD	RATING
M. Wilson	27	11	135	40.7	1	3	31	2/11	22.9
LA Raiders:	**27**	**11**	**135**	**40.7**	**1**	**3**	**31**	**2/11**	**22.9**

TEAM STATISTICS	NE	LAR
TOTAL FIRST DOWNS	**15**	**17**
By Rushing	9	11
By Passing	5	6
By Penalty	1	0
Third Down: Md/Att.	8/16	3/9
Third Down: Eff.	50%	33%
TOTAL NET YARDS	**254**	**298**
Total Offensive Plays	67	56
Average Per Play	3.8	5.3
NET YARDS RUSHING	**156**	**163**
Total Rushing Plays	49	27
Avg. per Rush	3.2	6.0
NET YARDS PASSING	**98**	**124**
Sacked/Yards Lost	3/27	2/11
Gross Yards Passing	125	135
Att.-Comp.-I	15-8-0	27-11-3
Completion Pct.	53.3	40.7
PUNTS/AVERAGE	**5/45.0**	**2/34.0**
PENALTIES/YARDS	**6/45**	**6/53**
FUMBLES/BALLS LOST	**3/2**	**5/3**
FIELD GOALS	**45, 32**	**29**, 44, 32

NE PATRIOTS STARTING LINEUP

WR	S. Morgan	DE	G. Veris
T	B. Holloway	NT	L. Williams
G	J. Hannah	DE	J. Adams
C	P. Brock	LB	A. Tippett
G	R. Wooten	LB	S. Nelson
T	S. Moore	LB	L. McGrew
TE	L. Dawson	LB	D. Blackmon
WR	I. Fryar	CB	R. Lippett
QB	T. Eason	CB	R. Clayborn
RB	T. Collins	S	R. James
FB	C. James	S	F. Marion

LA RAIDERS STARTING LINEUP

TE	J. Hester	DE	H. Long
T	B. Davis	DT	B. Pickel
G	C. Hannah	DE	S. Jones
C	D. Mosebar	LB	B. Van Pelt
G	M. Marvin	LB	M. Millen
T	H. Lawrence	LB	R. McKenzie
TE	T. Christensen	LB	R. Martin
WR	D. Williams	CB	L. Hayes
QB	M. Wilson	CB	M. Haynes
RB	F. Hawkins	S	S. Toran
RB	M. Allen	S	V. McElroy

GAME NOTES

- The Patriots defense forced six turnovers, three interceptions and three fumble recoveries. New England scored 20 of its 27 points off of turnovers.
- Patriots CB Ronnie Lippett became only the third Patriot to record two interceptions in a single game.

1985 AFC CHAMPIONSHIP • NEW ENGLAND 31, MIAMI 14 • Orange Bowl

January 12, 1986 • Weather: 64 degrees; wind NE 7 mph • Attendance - 74,978

	1	2	3	4	OT	F
New England Patriots	**3**	**14**	**7**	**7**	--	**31**
Miami Dolphins	0	7	0	7	--	14

TEAM	Q	PLAY	SCORE Visitor	SCORE Home
NE	1	T.Franklin 23 yd field goal	3	0
Miami	2	D.Johnson 10 yd pass from Marino (Reveiz kick)	3	7
NE	2	T.Collins 4 yd pass from Eason (Franklin kick)	10	7
NE	2	D.Ramsey 1 yd pass from Eason (Franklin kick)	17	7
NE	3	R.Weathers 2 yd pass from Eason (Franklin kick)	24	7
Miami	4	T.Nathan 10 yd pass from Marino (Reviez kick)	24	14
NE	4	M.Tatupu 1 yd run (Franklin kick)	31	14

FINAL INDIVIDUAL STATISTICS

RUSHING	NO	YDS	AVG	LG	TD
C. James	22	105	4.8	13	0
R. Weathers	16	87	5.4	45	0
T. Collins	12	61	5.1	14	0
M. Tatupu	6	9	1.5	2	1
T· Eason	3	-7	-2.3	-2	0
Patriots:	**59**	**255**	**4.3**	**45**	**1**

RUSHING	NO	YDS	AVG	LG	TD
J. Carter	6	56	9.3	19	0
R. Davenport	3	6	2.0	3	0
T. Nathan	2	4	2.0	2	0
W. Bennett	1	2	2.0	2	0
D. Marino	1	0	0.0	0	0
Miami:	**13**	**68**	**5.2**	**19**	**0**

RECEIVING	NO	YDS	AVG	LG	TD
D. Ramsey	3	18	6.0	15	1
T. Collins	3	15	5.0	9	1
S. Morgan	2	30	15.0	18	0
M. Tatupu	1	6	6.0	6	0
R. Weathers	1	2	2.0	2t	1
Patriots:	**10**	**71**	**7.1**	**18**	**3**

RECEIVING	NO	YDS	AVG	LG	TD
T. Nathan	5	57	11.4	20	1
B. Hardy	3	52	17.3	29	0
M. Duper	3	45	15.0	18	0
M. Clayton	3	41	13.7	16	0
R. Davenport	3	23	7.7	9	0
D. Johnson	1	10	10.0	10t	1
N. Moore	1	10	10.0	10	0
J. Rose	1	10	10.0	10	0
Miami:	**20**	**248**	**12.4**	**29**	**2**

INTERCEPTIONS	NO	YDS	AVG	LG	TD
F. Marion	1	21	21.0	21	0
R. Clayborn	1	0	0.0	0	0
Patriots:	**2**	**21**	**10.5**	**21**	**0**

INTERCEPTIONS	NO	YDS	AVG	LG	TD
Miami:	**0**	**0**	**0.0**	**0**	**0**

PUNTING	NO	YDS	AVG	In20	LG
R. Camarillo	5	201	40.2	2	49

PUNTING	NO	YDS	AVG	In20	LG
R. Roby	4	165	41.3	1	49

PUNT RETURN	NO	FC	YDS	AVG	LG	TD
R. James	2	2	2	1.0	2	0
Patriots:	**2**	**2**	**2**	**1.0**	**2**	**0**

PUNT RETURN	NO	FC	YDS	AVG	LG	TD
T. Vigorito	1	1	8	8.0	8	0
Miami:	**1**	**1**	**8**	**8.0**	**8**	**0**

KICKOFF RET.	NO	YDS	AVG	LG	TD
S. Starring	3	67	22.3	37	0
Patriots:	**3**	**67**	**22.3**	**37**	**0**

KICKOFF RET.	NO	YDS	AVG	LG	TD
L. Hampton	6	91	15.2	23	0
Miami:	**6**	**91**	**15.2**	**23**	**0**

PASSING	A	C	YDS	PCT.	TD	I	LG	S/YD	RATING
T. Eason	12	10	71	83.3	3	0	18	0/0	179.5
Patriots:	**12**	**10**	**71**	**83.3**	**3**	**0**	**18**	**0/0**	**179.5**

PASSING	A	C	YDS	PCT.	TD	I	LG	S/YD	RATING
D. Marino	48	20	248	41.7	2	2	29	1/14	54.9
Miami:	**48**	**20**	**248**	**41.7**	**2**	**3**	**29**	**1/14**	**54.9**

TEAM STATISTICS	NE	MIA
TOTAL FIRST DOWNS	**21**	**18**
By Rushing	15	3
By Passing	6	15
By Penalty	0	0
Third Down: Md/Att.	7/16	3/10
Third Down: Eff.	44%	30%
TOTAL NET YARDS	**326**	**302**
Total Offensive Plays	71	62
Average Per Play	4.6	4.9
NET YARDS RUSHING	**255**	**68**
Total Rushing Plays	59	13
Avg. per Rush	4.3	5.2
NET YARDS PASSING	**71**	**248**
Sacked/Yards Lost	0/0	1/14
Gross Yards Passing	71	234
Att.-Comp.-I	12-10-0	48-20-2
Completion Pct.	83.3	41.7
PUNTS/AVERAGE	**5/40.2**	**4/41.3**
PENALTIES/YARDS	**2/15**	**4/35**
FUMBLES/BALLS LOST	**2/2**	**5/4**
FIELD GOALS	**23**, 41	31

NE PATRIOTS STARTING LINEUP

WR	S. Morgan	DE	G. Veris
T	B. Holloway	NT	L. Williams
G	J. Hannah	DE	J. Adams
C	P. Brock	LB	A. Tippett
G	R. Wooten	LB	S. Nelson
T	S. Moore	LB	L. McGrew
TE	L. Dawson	LB	D. Blackmon
WR	S. Starring	CB	R. Lippett
QB	T· Eason	CB	R. Clayborn
RB	T. Collins	S	R. James
FB	C. James	S	F. Marion

MIAMI DOLPHINS STARTING LINEUP

TE	M. Duper	DE	D. Betters
T	J. Giesler	DT	M. Charles
G	R. Foster	DE	K. Bokamper
C	D. Stephenson	LB	B. Brudzinski
G	S. Clark	LB	J. Brophy
T	R. Lee	LB	J. Shipp
TE	B. Hardy	LB	H. Green
WR	M. Clayton	CB	P. Lankford
WR	N. Moore	CB	W. Judson
QB	Dan Marino	S	G. Blackwood
RB	T. Nathan	S	B. Brown

GAME NOTES

- The Patriots became the first team to ever reach the Super Bowl by winning three games on the road.
- The 31 points scored by the Patriots are a team playoff record.
- Patriots RB Craig James rushed for 105 yards on 22 carries, becoming the only Patriot to ever eclipse the 100-yard mark in consecutive games.

SUPER BOWL XX • CHICAGO 46, NEW ENGLAND 10 • Superdome

January 26, 1986 • Weather: Indoors • Attendance - 73,818

	1	2	3	4	OT	F
Chicago Bears	13	10	21	2	--	46
New England Patriots	**3**	**0**	**0**	**7**	**--**	**10**

TEAM	Q	PLAY	SCORE Visitor	SCORE Home
NE	1	T.Franklin 36 yd field goal	0	3
Chicago	1	K.Butler 28 yd field goal	3	3
Chicago	1	K.Butler 24 yd field goal	6	3
Chicago	1	M.Suhey 11 yd run (Butler kick)	13	3
Chicago	2	J.McMahon 2 yd run (Butler kick)	20	3
Chicago	2	K.Butler 24 yd field goal	23	3
Chicago	3	J.McMahon 1 yd run (Butler kick)	30	3
Chicago	3	R.Phillips 28 yd interception return (Butler kick)	37	3
Chicago	3	W.Perry 1 yd run (Butler kick)	44	3
NE	4	I.Fryar 8 yd pass from Grogan (Franklin kick)	44	10
Chicago	4	Safety, Grogan tackled by Waechter in end zone	46	10

FINAL INDIVIDUAL STATISTICS

RUSHING	NO	YDS	AVG	LG	TD
T. Collins	3	4	1.3	3	0
R. Weathers	1	3	3.0	3	0
S. Grogan	1	3	3.0	3	0
C. James	5	1	0.2	3	0
G. Hawthorne	1	-4	-4.0	-4	0
Patriots:	**11**	**7**	**0.6**	**3**	**0**

RUSHING	NO	YDS	AVG	LG	TD
W. Payton	22	61	2.8	7	0
M. Suhey	11	52	4.7	11	1
T. Sanders	4	15	3.8	10	0
D. Gentry	3	15	5.0	8	0
J. McMahon	5	14	2.8	7	2
C. Thomas	2	8	4.0	7	0
W. Perry	1	1	1.0	1t	1
S. Fuller	1	1	1.0	1	0
Chicago:	**49**	**167**	**3.4**	**11**	**4**

RECEIVING	NO	YDS	AVG	LG	TD
S. Morgan	7	70	10.0	19	0
S. Starring	2	39	19.5	24	0
I. Fryar	2	24	12.0	16	1
T. Collins	2	19	9.5	11	0
D. Ramsey	2	16	8.0	11	0
C. James	1	6	6.0	6	0
R. Weathers	1	3	3.0	3	0
Patriots:	**17**	**177**	**10.4**	**24**	**1**

RECEIVING	NO	YDS	AVG	LG	TD
W. Gault	4	129	32.3	60	0
D. Gentry	2	41	20.5	27	0
K. Margerum	2	36	18.0	29	0
E. Moorehead	2	22	11.0	14	0
M. Suhey	1	24	24.0	24	0
C. Thomas	1	4	4.0	4	0
Chicago:	**12**	**256**	**21.3**	**60**	**0**

INTERCEPTIONS	NO	YDS	AVG	LG	TD
Patriots:	**0**	**0**	**0.0**	**0**	**0**

INTERCEPTIONS	NO	YDS	AVG	LG	TD
R. Phillips	1	28	28.0	28t	1
J. Morrissey	1	47	47.0	47	0
Chicago:	**2**	**75**	**37.5**	**47**	**1**

PUNTING	NO	YDS	AVG	In20	LG
R. Camarillo	6	263	43.8	1	62

PUNTING	NO	YDS	AVG	In20	LG
M. Buford	4	173	43.3	1	52

PUNT RETURN	NO	FC	YDS	AVG	LG	TD
I. Fryar	2	0	22	11.0	12	0
Patriots:	**2**	**0**	**22**	**11.0**	**12**	**0**

PUNT RETURN	NO	FC	YDS	AVG	LG	TD
K. Ortego	2	1	20	10.0	12	0
Chicago:	**2**	**1**	**20**	**10.0**	**12**	**0**

KICKOFF RET.	NO	YDS	AVG	LG	TD
S. Starring	7	153	21.9	36	0
Patriots:	**7**	**153**	**21.9**	**36**	**0**

KICKOFF RET.	NO	YDS	AVG	LG	TD
W. Gault	4	49	12.3	18	0
Chicago:	**4**	**49**	**12.3**	**18**	**0**

PASSING	A	C	YDS	PCT.	TD	I	LG	S/YD	RATING
S. Grogan	30	17	177	56.7	1	2	24	4/33	57.2
T. Eason	6	0	0	0.0	0	0	0	3/28	39.6
Patriots:	**36**	**17**	**177**	**47.2**	**1**	**2**	**24**	**7/61**	**48.0**

PASSING	A	C	YDS	PCT.	TD	I	LG	S/YD	RATING
J. McMahon	20	12	256	60.0	0	0	60	1/3	105.4
W. Fuller	4	0	0	0.0	0	0	0	1/11	39.6
W. Perry	0	0	0	0.0	0	0	0	1/1	--
Chicago:	**24**	**12**	**256**	**50.0**	**0**	**0**	**60**	**3/15**	**88.2**

TEAM STATISTICS	NE	CHI
TOTAL FIRST DOWNS	**12**	**23**
By Rushing	1	13
By Passing	10	9
By Penalty	1	1
Third Down: Md/Att.	1/10	7/14
Third Down: Eff.	10%	50%
TOTAL NET YARDS	**123**	**408**
Total Offensive Plays	54	76
Average Per Play	2.3	5.4
NET YARDS RUSHING	**7**	**167**
Total Rushing Plays	11	49
Avg. per Rush	0.6	3.4
NET YARDS PASSING	**116**	**241**
Sacked/Yards Lost	7/61	3/15
Gross Yards Passing	177	256
Att.-Comp.-I	36-17-2	24-12-0
Completion Pct.	47.2	50.0
PUNTS/AVERAGE	**6/43.8**	**4/43.3**
PENALTIES/YARDS	**5/35**	**7/40**
FUMBLES/BALLS LOST	**4/4**	**3/2**
FIELD GOALS	**36**	**28,24,24**

NE PATRIOTS STARTING LINEUP

WR	S. Morgan	DE	G. Veris
T	B. Holloway	NT	L. Williams
G	J. Hannah	DE	J. Adams
C	P. Brock	LB	A. Tippett
G	R. Wooten	LB	S. Nelson
T	S. Moore	LB	L. McGrew
TE	L. Dawson	LB	D. Blackmon
WR	S. Starring	CB	R. Lippett
QB	T. Eason	CB	R. Clayborn
RB	T. Collins	S	R. James
FB	C. James	S	F. Marion

CHICAGO BEARS STARTING LINEUP

WR	W. Gault	DE	D. Hampton
T	J. Covert	DL	S. McMichael
G	M. Bortz	DL	W. Perry
C	J. Hilgenberg	DE	R. Dent
G	T. Thayer	LB	O. Wilson
T	K. VanHorne	LB	M. Singletary
TE	E. Moorehead	LB	W. Marshall
WR	D. McKinnon	CB	M. Richardson
QB	J. McMahon	CB	L. Frazier
RB	W. Payton	S	D. Duerson
FB	M. Suhey	S	G. Fencik

GAME NOTES

- This game marked the second of three championship games involving the Patriots. (1963 AFC Championship and Super Bowl XXXI following 1996)
- New England scored the quickest points in Super Bowl history when K Tony Franklin booted a 36-yard field goal 1:19 into the contest.

1986 AFC PLAYOFF • DENVER 22, NEW ENGLAND 17 • Mile High Stadium

January 4, 1987 • Weather: 65 degrees; wind S 9 mph • Attendance - 76,105

	1	2	3	4	OT	F
New England Patriots	**0**	**10**	**7**	**0**	--	**17**
Denver Broncos	3	7	10	2	--	22

TEAM	Q	PLAY	SCORE Visitor	SCORE Home
Denver	1	R.Karlis 27 yd field goal	0	3
NE	2	S.Morgan 19 yd pass from Eason (Franklin kick)	7	3
Denver	2	J.Elway 22 yd run (Karlis kick)	7	10
NE	2	T.Franklin 38 yd field goal	10	10
Denver	3	R.Karlis 22 yd field goal	10	13
NE	3	S.Morgan 45 yd pass from Eason (Franklin kick)	17	13
Denver	3	V.Johnson 48 yd pass (Karlis kick)	17	20
Denver	4	safety, Eason tackled by Jones	17	22

FINAL INDIVIDUAL STATISTICS

RUSHING	NO	YDS	AVG	LG	TD
T. Collins	5	46	9.2	23	0
C. James	10	31	3.1	17	0
T. Eason	2	23	11.5	13	0
R. Dupard	5	18	3.6	8	0
G. Hawthorne	1	5	5.0	5	0
I. Fryar	1	-2	-2.0	-2	0
Patriots:	**24**	**121**	**5.0**	**23**	**0**

RUSHING	NO	YDS	AVG	LG	TD
S. Winder	19	102	5.4	16	0
G. Lang	11	44	4.0	14	0
J. Elway	5	18	3.6	22t	1
K. Bell	2	12	6.0	8	0
S. Sewell	2	8	4.0	8	0
G. Willhite	3	4	1.3	3	0
Denver:	**42**	**188**	**4.5**	**22t**	**1**

RECEIVING	NO	YDS	AVG	LG	TD
T. Collins	4	46	11.5	20	0
S. Morgan	3	100	33.3	45t	2
G. Baty	3	31	10.3	13	0
I. Fryar	2	11	5.5	7	0
G. Hawthorne	1	6	6.0	6	0
Patriots:	**13**	**194**	**14.9**	**45t**	**2**

RECEIVING	NO	YDS	AVG	LG	TD
V. Johnson	4	89	22.3	48t	1
S. Sewell	3	41	13.7	39	0
O. Mobley	2	69	34.5	49	0
S. Watson	1	21	21.0	21	0
B. Micho	1	20	20.0	20	0
S. Winder	1	16	16.0	16	0
G. Lang	1	1	1.0	1	0
Denver:	**13**	**257**	**21.3**	**49**	**1**

INTERCEPTIONS	NO	YDS	AVG	LG	TD
R. McSwain	1	2	2.0	2	0
J. Rembert	1	0	0.0	0	0
Patriots:	**2**	**2**	**1.0**	**2**	**0**

INTERCEPTIONS	NO	YDS	AVG	LG	TD
Denver:	**0**	**0**	**0.0**	**0**	**0**

PUNTING	NO	YDS	AVG	In20	LG
R. Camarillo	9	452	50.2	0	60

PUNTING	NO	YDS	AVG	In20	LG
M. Horan	5	245	49.0	3	54
J. Elway	1	31	31.0	1	31
Denver:	**6**	**276**	**46.0**	**4**	**54**

PUNT RETURN	NO	FC	YDS	AVG	LG	TD
I. Fryar	2	0	13	6.5	9	0
Patriots:	**2**	**0**	**13**	**6.5**	**9**	**0**

PUNT RETURN	NO	FC	YDS	AVG	LG	TD
V. Johnson	3	0	26	8.7	13	0
G. Willhite	1	1	9	9.0	9	0
Denver:	**4**	**1**	**35**	**8.8**	**13**	**0**

KICKOFF RET.	NO	YDS	AVG	LG	TD
S. Starring	2	31	15.5	21	0
Patriots:	**2**	**31**	**15.5**	**21**	**0**

KICKOFF RET.	NO	YDS	AVG	LG	TD
K. Bell	3	63	21.0	35	0
G. Lang	1	21	21.0	21	0
Denver:	**4**	**84**	**21.0**	**35**	**0**

PASSING	A	C	YDS	PCT.	TD	I	LG	S/YD	RATING
T. Eason	24	13	194	54.2	2	0	45t	6/44	108.7
Patriots:	**24**	**13**	**194**	**54.2**	**2**	**0**	**45t**	**6/44**	**108.7**

PASSING	A	C	YDS	PCT.	TD	I	LG	S/YD	RATING
J. Elway	32	13	257	40.6	1	2	49	1/4	53.8
Broncos:	**32**	**13**	**257**	**40.6**	**1**	**2**	**49**	**1/4**	**53.8**

TEAM STATISTICS	NE	DEN
TOTAL FIRST DOWNS	**12**	**23**
By Rushing	6	12
By Passing	6	9
By Penalty	0	2
Third Down: Md/Att.	2/12	5/15
Third Down: Eff.	17%	33%
TOTAL NET YARDS	**271**	**441**
Total Offensive Plays	54	75
Average Per Play	5.0	5.9
NET YARDS RUSHING	**121**	**188**
Total Rushing Plays	24	42
Avg. per Rush	5.0	4.5
NET YARDS PASSING	**150**	**253**
Sacked/Yards Lost	6/44	1/4
Gross Yards Passing	194	257
Att.-Comp.-I	24-13-0	32-13-2
Completion Pct.	51.2	40.6
PUNTS/AVERAGE	**9/50.2**	**6/46.0**
PENALTIES/YARDS	**5/45**	**3/20**
FUMBLES/BALLS LOST	**1/0**	**0/0**
FIELD GOALS	**38**	**27.22**

NE PATRIOTS STARTING LINEUP

WR	S. Morgan	DE	G. Veris
T	B. Holloway	NT	T. Williams
G	P. Fairchild	DE	B. Williams
C	P. Brock	LB	A. Tippett
G	R. Wooten	LB	J. Rembert
T	D. Haley	LB	L. McGrew
TE	G. Baty	LB	D. Blackmon
WR	I. Fryar	CB	E. Gibson
QB	T. Eason	CB	R. Clayborn
RB	T. Collins	S	R. James
FB	M. Tatupu	S	F. Marion

DENVER BRONCOS STARTING LINEUP

WR	V. Johnson	DE	R. Jones
T	D. Studdard	DL	G. Kragen
G	K. Bishop	DE	A. Townsend
C	B. Bryan	LB	J. Ryan
G	P. Howard	LB	K. Mecklenburg
T	K. Lanier	LB	R. Hunley
TE	J. Hackett	LB	T. Jackson
WR	S. Watson	CB	L. Wright
QB	J. Elway	CB	M. Harden
RB	S. Winder	S	S. Foley
FB	O. Mobley	S	R. Robbins

GAME NOTES

- Patriots WR Stanley Morgan recorded three catches for 100 yards and two touchdowns. It was only the second two touchdown performance in Patriots playoff history (Larry Garron, Dec. 28, 1963).
- Patriots QB Tony Eason earned a quarterback rating of 108.7 against the Broncos. It was his fourth rating over 100.0 in his five playoff games.

1994 AFC WILD CARD • CLEVELAND 20, NEW ENGLAND 13 • Cleveland Stadium

January 1, 1995 • Weather: 35 degrees; wind NW 15 mph • Attendance - 77,452

	1	2	3	4	OT	F
New England Patriots	**0**	**10**	**0**	**3**	**--**	**13**
Cleveland Browns	3	7	7	3	--	20

TEAM	Q	PLAY	SCORE Visitor	SCORE Home
Cleveland	1	M.Stover 30 yd field goal	0	3
NE	2	L.Thompson 13 yd pass from Bledsoe (Bahr kick)	7	3
Cleveland	2	M.Carrier 13 yd pass from Testaverde (Stover kick)	7	10
NE	2	M.Bahr 23 yd field goal	10	10
Cleveland	3	L.Hoard 10 yd run (Stover kick)	10	17
Cleveland	4	M.Stover 21 yd field goal	10	20
NE	4	M.Bahr 33 yd field goal	13	20

FINAL INDIVIDUAL STATISTICS

RUSHING	NO	YDS	AVG	LG	TD	RUSHING	NO	YDS	AVG	LG	TD
C. Croom	9	35	3.9	13	0	L. Hoard	17	66	3.9	10t	1
L. Thompson	4	16	4.0	8	0	E. Byner	10	30	3.0	5	0
K. Turner	1	4	4.0	4	0	V. Testaverde	5	19	3.8	9	0
D. Bledsoe	2	2	1.0	3	0	E. Metcalf	2	10	5.0	7	0
Patriots:	**16**	**57**	**3.6**	**13**	**0**	**Cleveland:**	**34**	**125**	**3.7**	**10t**	**1**

RECEIVING	NO	YDS	AVG	LG	TD	RECEIVING	NO	YDS	AVG	LG	TD
V. Brisby	6	83	13.8	18	0	M. Jackson	7	122	17.4	36	0
B. Coates	6	79	13.2	24	0	D. Alexander	5	69	13.8	23	0
L. Thompson	4	33	8.3	13t	1	F. Hartley	2	17	8.5	12	0
M. Timpson	2	20	10.0	13	0	E. Byner	2	16	8.0	10	0
C. Brown	1	21	21.0	21	0	M. Carrier	2	13	6.5	8	1
J. Burke	1	8	8.0	8	0	L. Hoard	1	25	25.0	25	0
K. Turner	1	7	7.0	7	0	B. Kinchen	1	6	6.0	6	0
C. Croom	1	5	5.0	5	0	**Cleveland:**	**20**	**268**	**13.4**	**36**	**1**
Patriots:	**22**	**256**	**11.6**	**24**	**1**						

INTERCEPTIONS	NO	YDS	AVG	LG	TD	INTERCEPTIONS	NO	YDS	AVG	LG	TD
Patriots:	**0**	**0**	**0.0**	**0**	**0**	E. Turner	1	28	28.0	28	0
						L. Riddick	1	16	16.0	16	0
						P. Johnson	1	3	3.0	3	0
						Cleveland:	**3**	**47**	**15.7**	**28**	**0**

PUNTING	NO	YDS	AVG	In20	LG	PUNTING	NO	YDS	AVG	In20	LG
P. O'Neill	4	169	42.3	3	51	T. Tupa	3	113	37.7	0	45

PUNT RETURN	NO	FC	YDS	AVG	LG	TD	PUNT RETURN	NO	FC	YDS	AVG	LG	TD
T. Brown	2	0	5	2.5	5	0	E. Metcalf	1	1	1	1.0	1	0
Patriots:	**2**	**0**	**5**	**2.5**	**5**	**0**	**Cleveland:**	**1**	**1**	**1**	**1.0**	**1**	**0**

KICKOFF RET.	NO	YDS	AVG	LG	TD	KICKOFF RET.	NO	YDS	AVG	LG	TD
L. Thompson	4	71	17.8	24	0	E. Metcalf	2	46	23.0	27	0
R. Crittenden	1	28	28.0	28	0	B. Kinchen	1	24	24.0	24	0
C. Brown	0	0	0.0	0	0	**Cleveland:**	**3**	**70**	**23.3**	**27**	**0**
Patriots:	**5**	**99**	**19.8**	**28**	**0**						

PASSING	A	C	YDS	PCT.	TD	I	LG	S/YD	RATING
D. Bledsoe	50	21	235	42.0	1	3	24	1/10	38.3
P. O'Neill	1	1	21	100.0	0	0	21	0/0	118.8
Patriots:	**51**	**22**	**256**	**43.1**	**1**	**3**	**24**	**1/10**	**41.0**

PASSING	A	C	YDS	PCT.	TD	I	LG	S/YD	RATING
V. Testaverde	30	20	268	66.7	1	0	36	2/14	106.0
Cleveland:	**30**	**20**	**268**	**66.7**	**1**	**0**	**36**	**2/14**	**106.0**

TEAM STATISTICS	NE	CLE
TOTAL FIRST DOWNS	**20**	**22**
By Rushing	6	8
By Passing	14	14
By Penalty	0	0
Third Down: Md/Att.	5/14	5/12
Third Down: Eff.	36%	42%
TOTAL NET YARDS	**303**	**379**
Total Offensive Plays	68	66
Average Per Play	4.5	5.7
NET YARDS RUSHING	**57**	**125**
Total Rushing Plays	16	34
Avg. per Rush	3.6	3.7
NET YARDS PASSING	**246**	**254**
Sacked/Yards Lost	1/10	2/14
Gross Yards Passing	256	268
Att.-Comp.-I	51-22-3	30-20-0
Completion Pct.	43.1	66.6
PUNTS/AVERAGE	**4/42.3**	**3/37.7**
PENALTIES/YARDS	**3/21**	**4/25**
FUMBLES/BALLS LOST	**0/0**	**2/1**
FIELD GOALS	**23/33**	**30/50**

NE PATRIOTS STARTING LINEUP

WR	V. Brisby	DE	M. Pitts
T	B. Armstrong	NT	R. Agnew
G	B. Kratch	DE	M. Jones
C	M. Arthur	LB	W. McGinest
G	T. Rucci	LB	V. Brown
T	P. Harlow	LB	M. Moore
TE	B. Coates	LB	C. Slade
WR	M. Timpson	CB	R. Reynolds
QB	D. Bledsoe	CB	M. Hurst
RB	C. Croom	S	H. Barnett
FB	S. Gash	S	M. Guyton

CLEVELAND BROWNS STARTING LINEUP

WR	M. Jackson	DE	R. Burnett
T	T. Jones	DT	B. Johnson
G	D. Dawson	DL	M.D. Perry
C	S. Everitt	DE	A. Pleasant
G	B. Dahl	LB	C. Banks
T	Q. Brown	LB	P. Johnson
TE	B. Kinchen	LB	F. Stams
TE	F. Hartley	CB	A. Langham
WR	D. Alexander	CB	D. Griffin
QB	V. Testaverde	S	L Riddick
RB	E. Byner	S	E. Turner

GAME NOTES

- The Patriots won their final seven games of the 1994 season to reach the playoffs for the first time since 1986.
- QB Drew Bledsoe completed 21 of 50 passes for 194 yards in his first playoff appearance.

1996 AFC DIVISIONAL • NEW ENGLAND 28, PITTSBURGH 3 • Foxboro Stadium

January 5, 1997 • Weather: 46 degrees; wind E 6 mph • Attendance - 60,188

	1	2	3	4	OT	F
Pittsburgh Steelers	0	0	3	0	--	3
New England Patriots	**14**	**7**	**0**	**7**	**--**	**28**

TEAM	Q	PLAY	SCORE Visitor	SCORE Home
NE	1	C.Martin 2 yd run (A.Vinatieri kick)	0	7
NE	1	K.Byars 34 yd pass from D.Bledsoe (A.Vinatieri kick)	0	14
NE	2	C.Martin 78 yd run (A.Vinatieri kick)	0	21
Pittsburgh	3	N.Johnson 29 yd Field Goal	3	21
NE	4	C.Martin 23 yd run (A.Vinatieri kick)	3	28

FINAL INDIVIDUAL STATISTICS

RUSHING	ND	YDS	AVG	LG	TD
C. Martin	19	166	8.7	78t	3
D. Meggett	2	18	9.0	14	0
K. Byars	2	8	4.0	7	0
M. Grier	5	7	1.4	4	0
S. Zolak	3	-4	-1.3	-1	0
D. Bledsoe	1	-1	-1.0	-1	0
Patriots:	**32**	**194**	**6.1**	**78t**	**3**

RUSHING	NO	YDS	AVG	LG	TD
J. Bettis	13	43	3.3	11	0
F. McAfee	5	30	6.0	10	0
M. Tomczak	2	20	10.0	10	0
K. Stewart	4	19	4.8	10	0
J. Witman	3	11	3.7	14	0
Pittsburgh:	**27**	**123**	**4.6**	**14**	**0**

RECEIVING	ND	YDS	AVG	LG	TD
K. Byars	4	53	13.3	34t	1
T. Glenn	3	69	23.0	53	0
B. Coates	3	18	6.0	8	0
R. Jefferson	3	18	6.0	9	0
C. Martin	2	9	4.5	6	0
Patriots:	**15**	**167**	**11.1**	**53**	**1**

RECEIVING	NO	YDS	AVG	LG	TD
A. Hastings	5	55	11.0	23	0
K. Botkin	2	20	10.0	11	0
J. Arnold	2	16	8.0	11	0
E. Mills	2	15	7.5	8	0
F. McAfee	2	7	3.5	9	0
J. Bettis	2	-1	-0.5	2	0
J. Witman	1	-2	-2.0	-2	0
Pittsburgh:	**16**	**110**	**6.9**	**23**	**0**

INTERCEPTIONS	NO	YDS	AVG	LG	TD
W. Clay	1	14	14.0	14	0
L. Milloy	1	0	0.0	0	0
Patriots:	**2**	**14**	**7.0**	**14**	**0**

INTERCEPTIONS	NO	YDS	AVG	LG	TD
C. Brown	1	0	0.0	0	0
W. Williams	1	0	0.0	0	0
Pittsburgh:	**2**	**0**	**0.0**	**0**	**0**

PUNTING	NO	YDS	AVG	In20	LG
T. Tupa	7	305	43.6	2	52

PUNTING	NO	YDS	AVG	In20	LG
J. Miller	9	378	42.0	1	48

PUNT RETURN	NO	FC	YDS	AVG	LG	TD
D. Meggett	7	2	72	10.3	14	0
Patriots:	**7**	**2**	**72**	**10.3**	**14**	**0**

PUNT RETURN	NO	FC	YDS	AVG	LG	TD
J. Arnold	5	0	34	6.8	16	0
Pittsburgh:	**5**	**0**	**34**	**6.8**	**16**	**0**

KICKOFF RET.	NO	YOS	AVG	LG	TD
T. Brown	2	54	27.0	29	0
Patriots:	**2**	**54**	**27.0**	**29**	**0**

KICKOFF RET.	NO	YDS	AVG	LG	TD
E. Mills	5	99	19.8	36	0
Pittsburgh:	**5**	**99**	**19.8**	**36**	**0**

PASSING	A	C	YDS	PCT.	TD	I	LG	S/YD	RATING
D. Bledsoe	24	14	164	58.3	1	2	53	2/15	58.3
S. Zolak	2	1	3	50.0	0	0	3	0/0	50.0
Patriots:	**26**	**15**	**167**	**57.7**	**1**	**2**	**53**	**2/15**	**57.7**

PASSING	A	C	YDS	PCT.	TD	I	LG	S/YD	RATING
M. Tomczak	29	16	110	55.2	0	2	23	2/15	35.1
K. Stewart	10	0	0	0.0	0	0	0	1/5	39.6
Pittsburgh:	**39**	**16**	**110**	**41.0**	**0**	**2**	**23**	**3/20**	**26.7**

TEAM STATISTICS	NE	PIT
TOTAL FIRST DOWNS	**17**	**12**
By Rushing	9	7
By Passing	6	5
By Penalty	2	0
Third Down: Md/Att.	5/13	3/18
Third Down: Eff.	38%	17%
TOTAL NET YARDS	**346**	**213**
Total Offensive Plays	60	69
Average Per Play	5.8	3.1
NET YARDS RUSHING	**194**	**123**
Total Rushing Plays	32	27
Avg. per Rush	6.1	4.6
NET YARDS PASSING	**152**	**90**
Sacked/Yards Lost	2/15	3/20
Gross Yards Passing	167	110
Att.-Comp.-I	26-15-2	39-16-2
Completion Pct.	57.7	41.0
PUNTS/AVERAGE	**7/43.6**	**9/42.0**
PENALTIES/YARDS	**2/21**	**3/15**
FUMBLES/BALLS LOST	**0/0**	**0/0**
FIELD GOALS	None	29

NE PATRIOTS STARTING LINEUP

WR	S. Jefferson	DE	F. Collons
T	B. Armstrong	DL	M. Wheeler
G	W. Roberts	DL	P. Sagapolutele
C	D. Wohlabaugh	DE	W. McGinest
G	T. Rucci	LB	C. Slade
T	M. Lane	LB	T. Johnson
TE	B. Coates	LB	T. Collins
WR	T. Glenn	CB	T. Law
QB	D. Bledsoe	CB	O. Smith
RB	C. Martin	S	L. Milloy
FB	K. Byars	S	W. Clay

PITTSBURGH STEELERS STARTING LINEUP

WR	C. Johnson	DE	B. Johnson
T	J. Jackson	NT	J. Steed
G	W. Wolford	DE	K. Henry
C	D. Dawson	LB	J. Gildon
G	B. Stai	LB	L. Kirkland
T	J. Strzelczyk	LB	J. Olsavsky
TE	J. Hayes	LB	C. Brown
WR	A. Hastings	CB	R. Woodson
QB	M. Tomczak	CB	W. Williams
RB	J. Bettis	S	C. Lake
FB	T. Lester	S	D. Perry

GAME NOTES

- The Patriots earned their first home playoff win in team history, defeating the Steelers 28-3. The 28 points scored by the Patriots are the second highest single game total in team history.
- New England's RB Curtis Martin set a Patriots playoff record with 166 rushing yards and three rushing touchdowns.
- Patriots' QB Drew Bledsoe completed his first seven passes for 123 yards and a touchdown.

1996 AFC CHAMPIONSHIP • NEW ENGLAND 20, JACKSONVILLE 6 • Foxboro Stadium

January 12, 1997 • Weather: 27 degrees; wind WNW 30 mph • Attendance - 60,190

	1	2	3	4	OT	F
Jacksonville Jaguars	0	3	3	0	--	6
New England Patriots	**7**	**6**	**0**	**7**	**--**	**20**

TEAM	Q	PLAY	SCORE Visitor	SCORE Home
NE	1	C.Martin 1 yd run (A.Vinatieri kick)	0	7
Jacksonville	2	M.Hollis 32 yd Field Goal (13-62,6:03)	3	7
NE	2	A.Vinatieri 29 yd Field Goal (4-7,1:29)	3	10
NE	2	A.Vinatieri 20 yd Field Goal (9-68,1:29)	3	13
Jacksonville	3	M.Hollis 28 yd Field Goal (9-27,5:39)	6	13
NE	4	O.Smith 47 yd fumble ret. (A.Vinatieri kick)	6	20

FINAL INDIVIDUAL STATISTICS

RUSHING	NO	YDS	AVG	LG	TD	RUSHING	NO	YDS	AVG	LG	TD
C. Martin	19	59	3.1	15	1	Means	19	43	2.3	9	0
D. Meggett	3	9	3.0	8	0	J. Stewart	7	40	5.7	16	0
D. Bledsoe	1	4	4.0	4	0	M. Brunell	6	34	5.7	14	0
K. Byars	1	1	1.0	1	0	B. Barker	1	-16	-16.0	-16	0
Patriots:	**24**	**73**	**3.0**	**15**	**1**	**Jacksonville:**	**33**	**101**	**3.1**	**16**	**0**

RECEIVING	NO	YDS	AVG	LG	TD	RECEIVING	NO	YDS	AVG	LG	TD
T. Glenn	5	33	6.6	11	0	P. Mitchell	7	63	9.0	13	0
S. Jefferson	4	91	22.8	38	0	K. McCardell	6	62	10.3	15	0
K. Byars	4	16	4.0	6	0	J. Smith	3	45	15.0	22	0
C. Martin	3	18	6.0	12	0	J. Stewart	2	8	4.0	8	0
D. Meggett	3	15	5.0	9	0	D. Brown	1	10	10.0	10	0
B. Coates	1	5	5.0	5	0	R. Barlow	1	2	2.0	2	0
Patriots:	**20**	**178**	**8.9**	**38**	**0**	**Jacksonville:**	**20**	**190**	**9.5**	**22**	**0**

INTERCEPTIONS	NO	YDS	AVG	LG	TD	INTERCEPTIONS	NO	YDS	AVG	LG	TD
T. Bruschi	1	12	12.0	12	0	A. Beasley	1	15	15.0	15	0
W. Clay	1	0	0	0	0	**Jacksonville:**	**1**	**15**	**15.0**	**15**	**0**
Patriots:	**2**	**12**	**6.0**	**12**	**0**						

PUNTING	NO	YDS	AVG	In20	LG	PUNTING	NO	YDS	AVG	In20	LG
T. Tupa	6	238	39.7	3	46	B. Barker	5	182	36.4	0	43

PUNT RETURN	NO	FC	YDS	AVG	LG	TD	PUNT RETURN	NO	FC	YDS	AVG	LG	TD
D. Meggett	3	1	29	9.7	12	0	C. Hudson	4	0	15	3.8	9	0
Patriots:	**3**	**1**	**29**	**9.7**	**12**	**0**	**Jacksonville:**	**4**	**0**	**15**	**3.8**	**9**	**0**

KICKOFF RET.	NO	YDS	AVG	LG	TD	KICKOFF RET.	NO	YDS	AVG	LG	TD
D. Meggett	3	52	17.3	18	0	B. Brooks	4	69	17.3	27	0
Patriots:	**3**	**52**	**17.3**	**18**	**0**	**Jacksonville:**	**4**	**69**	**17.3**	**27**	**0**

PASSING	A	C	YDS	PCT.	TD	I	LG	S/YD	RATING
D. Bledsoe	33	20	178	60.6	0	1	38	2/17	62.4
Patriots:	**33**	**20**	**178**	**60.6**	**0**	**1**	**38**	**2/17**	**62.4**

PASSING	A	C	YDS	PCT.	TD	I	LG	S/YD	RATING
M. Brunell	38	20	190	52.6	0	2	22	1/2	44.8
Jacksonville:	**38**	**20**	**190**	**52.6**	**0**	**2**	**22**	**1/2**	**44.8**

TEAM STATISTICS	NE	JAX
TOTAL FIRST DOWNS	**13**	**18**
By Rushing	6	6
By Passing	7	12
By Penalty	0	0
Third Down: Md/Att.	2/13	5/14
Third Down: Eff.	15%	36%
TOTAL NET YARDS	**234**	**289**
Total Offensive Plays	59	72
Average Per Play	4.0	4.0
NET YARDS RUSHING	**73**	**101**
Total Rushing Plays	24	33
Avg. per Rush	3.0	3.1
NET YARDS PASSING	**161**	**188**
Sacked/Yards Lost	2/17	1/2
Gross Yards Passing	178	190
Att.-Comp.-I	33-20-1	38-20-2
Completion Pct.	60.6	52.6
PUNTS/AVERAGE	**6/39.7**	**5/36.4**
PENALTIES/YARDS	**2/5**	**4/23**
FUMBLES/BALLS LOST	**2/1**	**3/2**
FIELD GOALS	**29,20,46**	**32,28**

NE PATRIOTS STARTING LINEUP

TE	J. Burke	DE	F. Collons
T	B. Armstrong	DL	M. Wheeler
G	W. Roberts	DL	P. Sagapolutele
C	D. Wohlabaugh	DE	W. McGinest
G	T. Rucci	LB	C. Slade
T	M. Lane	LB	T. Johnson
TE	B. Coates	LB	T. Collins
FB	M. Grier	CB	T. Law
QB	D. Bledsoe	CB	O. Smith
RB	C. Martin	S	L. Milloy
FB	K. Byars	S	W. Clay

JACKSONVILLE JAGUARS STARTING LINEUP

WR	J. Smith	LE	T. Brackens
T	T. Boselli	DT	C. Simmons
G	B. Coleman	DT	P. Frase
C	D. Widell	DT	D. Davey
G	R. Tylski	DT	J. Jurkovic
T	L. Searcy	DE	J. Lageman
TE	D. Brown	LB	B. Boyer
WR	K McCardell	LB	T. McManus
QB	M. Brunell	DB	T. Davis
RB	N. Means	DB	D. Hall
TE	P. Mitchell	DB	R. Massey

GAME NOTES

- The Patriots defense forced four Jaguar turnovers, including a James Stewart fumble which CB Otis Smith returned for the Patriots' final score.
- New England's defense limited Jaguar RB Natrone Means to only 43 yards on 19 carries. Means had gained 315 yards in his two playoff games prior to the AFC Championship game.

SUPER BOWL XXXI • GREEN BAY 35, NEW ENGLAND 21 • Superdome

January 26, 1997 • Weather: Indoors • Attendance - 72,301

	1	2	3	4	OT	F
New England Patriots	**14**	**0**	**7**	**0**	--	**21**
Green Bay Packers	10	17	8	0	--	35

TEAM	Q	PLAY	SCORE Visitor	SCORE Home
Green Bay	1	A.Rison 54 yd pass from Favre (Jacke kick)	0	7
Green Bay	1	C.Jacke 37 yd Field Goal	0	10
NE	1	K.Byars 1 yd pass from Bledsoe (Vinatieri kick)	7	10
NE	1	B.Coates 4 yd pass from Bledsoe (Vinatieri kick)	14	10
Green Bay	2	A.Freeman 81 yd pass from Favre (Jacke kick)	14	17
Green Bay	2	C.Jacke 31 yd Field Goal	14	20
Green Bay	2	B.Favre 2 yd run (C.Jacke kick)	14	27
NE	3	C.Martin 18 yd run (A.Vinatieri kick)	21	27
Green Bay	3	D.Howard 99 yd kickoff return (M.Chmura-Favre pass)	21	35

FINAL INDIVIDUAL STATISTICS

RUSHING	NO	YDS	AVG	LG	TD
C. Martin	11	42	3.8	18t	1
D. Bledsoe	1	1	1.0	1	0
D. Meggett	1	0	0	0	0
Patriots:	**13**	**43**	**3.3**	**18t**	**1**

RUSHING	NO	YDS	AVG	LG	TD
D. Levens	14	61	4.4	12	0
E. Bennett	17	40	2.4	10	0
B. Favre	4	12	3.0	12	1
W. Henderson	1	2	2.0	2	0
Green Bay:	**36**	**115**	**3.2**	**12**	**1**

RECEIVING	NO	YDS	AVG	LG	TD
B. Coates	6	67	11.2	19	1
T. Glenn	4	62	15.5	44	0
K. Byars	4	42	10.5	32	1
S. Jefferson	3	34	11.3	14	0
C. Martin	3	28	9.3	20	0
D. Meggett	3	8	2.7	5	0
V. Brisby	2	12	6.0	7	0
Patriots:	**25**	**253**	**10.1**	**44**	**2**

RECEIVING	NO	YDS	AVG	LG	TD
A. Freeman	3	105	35.0	81t	1
D. Levens	3	23	7.7	14	0
A. Rison	2	77	38.5	54t	1
W. Henderson	2	14	7.0	8	0
M. Chmura	2	13	6.5	8	0
K. Jackson	1	10	10.0	10	0
E. Bennett	1	4	4.0	4	0
Green Bay:	**14**	**246**	**17.6**	**81t**	**2**

INTERCEPTIONS	NO	YDS	AVG	LG	TD
Patriots:	**0**	**0**	**0.0**	**0**	**0**

INTERCEPTIONS	NO	YDS	AVG	LG	TD
B. Williams	1	16	16.0	16	0
M. Prior	1	8	8.0	8	0
D. Evans	1	0	0	0	0
C. Newsome	1	0	0	0	0
Green Bay:	**4**	**24**	**15.0**	**16**	**0**

PUNTING	NO	YDS	AVG	In20	LG
T. Tupa	8	361	45.1	3	53

PUNTING	NO	YDS	AVG	In20	LG
C. Hentrich	7	299	42.7	1	58

PUNT RETURN	NO	FC	YDS	AVG	LG	TD
D. Meggett	4	2	30	7.5	20	0
Patriots:	**4**	**2**	**30**	**7.5**	**20**	**0**

PUNT RETURN	NO	FC	YDS	AVG	LG	TD
D. Howard	6	1	90	15.0	34	0
Green Bay:	**6**	**1**	**90**	**15.0**	**34**	**0**

KICKOFF RET.	NO	YDS	AVG	LG	TD
D. Meggett	5	117	23.4	26	0
H. Graham	1	18	18.0	18	0
Patriots:	**6**	**135**	**22.5**	**26**	**0**

KICKOFF RET.	NO	YDS	AVG	LG	TD
D. Howard	4	154	38.5	99t	1
Green Bay:	**4**	**154**	**38.5**	**99t**	**1**

PASSING	A	C	YDS	PCT.	TD	I	LG	S/YD	RATING
D. Bledsoe	48	25	253	52.1	2	4	44	5/39	46.6
Patriots:	**48**	**25**	**253**	**52.1**	**2**	**4**	**44**	**5/39**	**46.6**

PASSING	A	C	YDS	PCT.	TD	I	LG	S/YD	RATING
B. Favre	27	14	246	51.9	2	0	81t	5/38	107.9
Green Bay:	**27**	**14**	**246**	**51.9**	**2**	**0**	**81t**	**5/38**	**107.9**

TEAM STATISTICS	NE	GB
TOTAL FIRST DOWNS	**16**	**16**
By Rushing	3	8
By Passing	12	6
By Penalty	1	2
Third Down: Md/Att.	4/14	3/15
Third Down: Eff.	29%	20%
TOTAL NET YARDS	**257**	**323**
Total Offensive Plays	66	68
Avg. per Play	3.9	4.8
NET YARDS RUSHING	**43**	**115**
Total Rushing Plays	13	36
Avg. per Rush	3.3	3.2
NET YARDS PASSING	**214**	**208**
Sacked/Yards Lost	5/39	5/38
Gross Yards Passing	253	246
Att.-Comp.-Int	48-25-4	27-14-0
Completion Pct.	52.1	51.9
PUNTS/AVERAGE	**8/45.1**	**7/42.7**
PENALTIES/YARDS	**2/22**	**3/41**
FUMBLES/BALLS LOST	**0/0**	**0/0**
FIELD GOALS	None	**37,31,**47

NE PATRIOTS STARTING LINEUP

WR	S. Jefferson	DE	F. Collons
T	B. Armstrong	DL	M. Wheeler
G	W. Roberts	DL	P. Sagapolutele
C	D. Wohlabaugh	DE	W. McGinest
G	T. Rucci	LB	C. Slade
T	M. Lane	LB	T. Johnson
TE	B. Coates	LB	T. Collins
WR	T. Glenn	CB	T. Law
QB	D. Bledsoe	CB	O. Smith
RB	C. Martin	S	L. Milloy
FB	K. Byars	S	W. Clay

GREEN BAY PACKERS STARTING LINEUP

WR	A. Freeman	LE	R. White
T	B. Wilkerson	DT	S. Dotson
G	A. Taylor	NT	Gi. Brown
C	F. Winters	DE	S. Jones
G	A. Timmerman	LB	W. Simmons
T	E. Dotson	LB	R. Cox
TE	M. Chmura	LB	B. Williams
WR	A. Rison	CB	C. Newsome
QB	B. Favre	CB	D. Evans
RB	E. Bennett	S	L. Butler
RB	W. Henderson	S	E. Robinson

GAME NOTES

- This game marked the third of three championship games involving the Patriots. (1963 AFC Championship and Super Bowl XX following 1985)
- The two teams combined for a Super Bowl record 24 points in the first quarter. (New England - 14; Green Bay - 10)
- Green Bay's Desmond Howard became the first special teams player to be awarded the Super Bowl MVP trophy.

1997 AFC WILD CARD • NEW ENGLAND 17, MIAMI 3 • Foxboro Stadium

January 28, 1997 • Weather: 35 degrees; wind N 15 mph • Attendance - 60,041

	1	2	3	4	OT	F
Miami	0	0	0	3	--	3
New England	**0**	**7**	**10**	**0**	**--**	**17**

TEAM	Q	PLAY	SCORE Visitor	SCORE Home
NE	2	T. Brown 24 yd pass from Bledsoe (Vinatieri kick)	0	7
NE	3	T. Collins 40 yd interception return (Vinatieri kick)	0	14
NE	3	A. Vinatieri 22 yd field goal	0	17
Dolphins	4	O. Mare 38 yd field goal	3	17

FINAL INDIVIDUAL STATISTICS

RUSHING	NO	YDS	AVG	LG	TD
D. Cullors	22	86	3.9	13	0
M. Grier	6	16	2.7	10	0
D. Bledsoe	2	4	2.0	4	0
D. Meggett	1	2	2.0	2	0
Patriots:	**31**	**108**	**3.5**	**13**	**0**

RUSHING	NO	YDS	AVG	LG	TD
B. Parmalee	9	22	2.4	5	0
K. Abdul-Jabbar	5	16	3.2	15	0
J. McPhail	1	4	4.0	4	0
D. Marino	1	2	2.0	2	0
S. Pritchett	1	-2	-2.0	-2	0
Miami:	**17**	**42**	**2.5**	**15**	**0**

RECEIVING	NO	YDS	AVG	LG	TD
T. Glenn	4	57	14.3	24	0
B. Coates	4	25	6.3	9	0
T. Brown	2	32	16.0	24t	1
D. Meggett	2	11	5.5	14	0
S. Jefferson	1	7	7.0	7	0
L. Purnell	1	4	4.0	4	0
S. Gash	1	3	3.0	3	0
D. Cullors	1	0	0	0	0
Patriots:	**16**	**139**	**8.7**	**24t**	**1**

RECEIVING	NO	YDS	AVG	LG	TD
J. McPhail	5	28	5.6	16	0
L. Thomas	3	62	20.7	42	0
B. Parmalee	3	13	4.3	9	0
OJ McDuffie	3	6	2.0	5	0
B. Perriman	1	13	13.0	13	0
C. Jordan	1	11	11.0	11	0
T. Drayton	1	8	8.0	8	0
Miami:	**17**	**141**	**8.3**	**42**	**0**

INTERCEPTIONS	NO	YDS	AVG	LG	TD
T. Collins	1	40	40.0	40t	1
C. Slade	1	22	22.0	22	0
Patriots:	**2**	**62**	**31.0**	**40**	**1**

INTERCEPTIONS	NO	YDS	AVG	LG	TD
Miami:	**0**	**0**	**0.0**	**0**	**0**

PUNTING	NO	YDS	AVG	In20	LG
T. Tupa	7	257	36.7	1	49

PUNTING	NO	YDS	AVG	In20	LG
J. Kidd	7	262	37.4	1	47

PUNT RETURN	NO	FC	YDS	AVG	LG	TD
D. Meggett	1	0	10	10.0	10	0
T. Brown	1	2	0	0.0	0	0
Patriots:	**2**	**2**	**10**	**5.0**	**10**	**0**

PUNT RETURN	NO	FC	YDS	AVG	LG	TD
OJ McDuffie	4	2	34	0.0	12	0
T. Buckley	1	0	11	0.0	11	0
Miami:	**5**	**2**	**45**	**9.0**	**12**	**0**

KICKOFF RET.	NO	YDS	AVG	LG	TD
D. Cullors	1	17	17.0	17	0
Patriots:	**1**	**17**	**17.0**	**17**	**0**

KICKOFF RET.	NO	YDS	AVG	LG	TD
C. Harris	3	77	25.7	40	0
Miami:	**3**	**77**	**25.7**	**40**	**0**

PASSING	A	C	YDS	PCT.	TD	I	LG	S/YD	RATING
D. Bledsoe	32	16	139	50.0	1	0	24t	3/19	72.3
Patriots:	**32**	**16**	**139**	**50.0**	**1**	**0**	**24t**	**3/19**	**72.3**

PASSING	A	C	YDS	PCT.	TD	I	LG	S/YD	RATING
D. Marino	43	17	141	39.5	0	2	42	4/21	29.3
Miami:	**43**	**17**	**141**	**39.5**	**0**	**2**	**42**	**4/21**	**29.3**

TEAM STATISTICS	NE	MIA
TOTAL FIRST DOWNS	**15**	**10**
By Rushing	7	2
By Passing	7	6
By Penalty	1	2
Third Down: Md/Att.	7/17	5/17
Third Down: Eff.	41%	29%
TOTAL NET YARDS	**228**	**162**
Total Offensive Plays	66	64
Avg. per Play	3.5	2.5
NET YARDS RUSHING	**108**	**42**
Total Rushing Plays	31	17
Avg. per Rush	3.5	2.5
NET YARDS PASSING	**120**	**120**
Sacked/Yards Lost	3/19	4/21
Gross Yards Passing	139	141
Att.-Comp.-Int	32-16-0	43-17-2
Completion Pct.	50.0	39.5
PUNTS/AVERAGE	**7/36.7**	**7/37.4**
PENALTIES/YARDS	**5/31**	**5/21**
FUMBLES/BALLS LOST	**2/0**	**2/1**
FIELD GOALS	48,47, **22**	**38**

NE PATRIOTS STARTING LINEUP

WR	S. Jefferson	DE	C. Sullivan
T	B. Armstrong	DL	M. Wheeler
G	M. Lane	DL	H. Thomas
C	D. Wohlabaugh	DE	W. McGinest
G	T. Rucci	LB	C. Slade
T	Z. Moss	LB	T. Johnson
TE	B. Coates	LB	T. Collins
WR	T. Glenn	CB	T. Law
QB	D. Bledsoe	CB	J. Hitchcock
RB	D. Cullors	S	L. Milloy
FB	K. Byars	S	W. Clay

MIAMI DOLPHINS STARTING LINEUP

WR	L. Thomas	LE	T. Armstrong
T	R. Webb	DT	T. Bowens
G	J. Buckey	NT	D. Gardner
C	T. Ruddy	DE	J. Taylor
G	E. McIver	LB	A. Harris
T	J. Brown	LB	Z. Thomas
TE	T. Drayton	LB	D. Hollier
WR	OJ McDuffie	CB	T. Buckley
QB	D. Marino	CB	S. Madison
RB	B. Parmalee	S	S. Wooden
RB	S. Pritchett	S	C. Jackson

GAME NOTES

- The Patriots' victory marked their third consecutive home playoff win.
- New England held the Dolphins to only three points, the lowest total in Patriots' playoff history (tied with Jan. 5, 1997, vs. Pittsburgh). They also limited Miami's offense to 162 yards, the lowest total in team playoff history.
- New England did not turn the ball over, while forcing Miami into two interceptions and a fumble. One interecption was returned 40-yards for a touchdown by LB Todd Collins.

1997 AFC DIVISIONAL • PITTSBURGH 7, NEW ENGLAND 6 • Three Rivers Stadium

January 3, 1998 • Weather: 55 degrees; wind SW 12 mph • Attendance - 61,228

	1	2	3	4	OT	F
New England	**0**	**3**	**0**	**3**	--	**6**
Pittsburgh	7	0	0	0	--	7

TEAM	Q	PLAY	SCORE Visitor	SCORE Home
Pittsburgh	1	K. Stewart 40 yd run (Johnson kick)	0	7
NE	2	A. Vinatieri 31 yd field goal	3	7
NE	4	A. Vinatieri 46 yd field goal	6	7

FINAL INDIVIDUAL STATISTICS

RUSHING	NO	YDS	AVG	LG	TD
S. Shaw	10	22	2.2	9	0
D. Cullors	7	18	2.6	8	0
D. Bledsoe	2	-4	-2.0	3	0
Patriots:	**19**	**36**	**1.9**	**9**	**0**

RUSHING	NO	YDS	AVG	LG	TD
K. Stewart	11	68	6.2	40t	1
J. Bettis	25	67	2.7	14	0
F. McAfee	1	10	10.0	10	0
Pittsburgh:	**37**	**145**	**3.9**	**40t**	**1**

RECEIVING	NO	YDS	AVG	LG	TD
S. Jefferson	9	104	11.6	19	0
T. Glenn	5	96	19.2	39	0
V. Brisby	3	37	12.3	20	0
K. Byars	2	1	0.5	2	0
S. Shaw	1	13	13.0	13	0
T. Brown	1	6	6.0	6	0
S. Gash	1	6	6.0	6	0
D. Cullors	1	1	1.0	1	0
Patriots:	**23**	**264**	**11.5**	**39**	**0**

RECEIVING	NO	YDS	AVG	LG	TD
C. Hawkins	4	28	7.0	9	0
Y. Thigpen	3	54	18.0	28	0
C. Johnson	3	28	9.3	10	0
T. Lester	2	3	1.5	3	0
W. Blackwell	1	14	14.0	14	0
J. Bettis	1	7	7.0	7	0
Pittsburgh:	**14**	**134**	**9.6**	**28**	**0**

INTERCEPTIONS	NO	YDS	AVG	LG	TD
S. Israel	1	0	0.0	0	0
Patriots:	**1**	**0**	**0.0**	**0**	**0**

INTERCEPTIONS	NO	YDS	AVG	LG	TD
C. Scott	1	27	27.0	27	0
L. Kirkland	1	21	21.0	21	0
Pittsburgh:	**2**	**48**	**24.0**	**27**	**0**

PUNTING	NO	YDS	AVG	In20	LG
T. Tupa	7	294	42.0	2	54

PUNTING	NO	YDS	AVG	In20	LG
J. Miller	9	294	32.7	4	46

PUNT RETURN	NO	FC	YDS	AVG	LG	TD
D. Meggett	3	2	24	8.0	10	0
Patriots:	**3**	**2**	**24**	**8.0**	**10**	**0**

PUNT RETURN	NO	FC	YDS	AVG	LG	TD
W. Blackwell	4	0	78	19.5	58	0
C. Hawkins	0	1	0	0.0	0	0
Pittsburgh:	**4**	**1**	**78**	**19.5**	**58**	**0**

KICKOFF RET.	NO	YDS	AVG	LG	TD
C. Canty	2	36	18.0	23	0
Patriots:	**2**	**36**	**18.0**	**23**	**0**

KICKOFF RET.	NO	YDS	AVG	LG	TD
W. Blackwell	3	36	12.0	18	0
A. Coleman	0	8	--	8	0
Pittsburgh:	**3**	**44**	**14.7**	**18**	**0**

PASSING	A	C	YDS	PCT.	TD	I	LG	S/YD	RATING
D. Bledsoe	44	23	264	52.3	0	2	39	2/20	51.7
Patriots:	**44**	**23**	**264**	**52.3**	**0**	**2**	**39**	**2/20**	**51.7**

PASSING	A	C	YDS	PCT.	TD	I	LG	S/YD	RATING
K. Stewart	31	14	134	45.2	0	1	28	2/0	44.3
Pittsburgh:	**31**	**14**	**134**	**45.2**	**0**	**1**	**28**	**2/0**	**44.3**

TEAM STATISTICS	NE	PIT
TOTAL FIRST DOWNS	**15**	**16**
By Rushing	1	6
By Passing	14	8
By Penalty	0	2
Third Down: Md/Att.	6/15	8/18
Third Down: Eff.	40%	44%
TOTAL NET YARDS	**280**	**279**
Total Offensive Plays	65	70
Avg. per Play	4.3	4.0
NET YARDS RUSHING	**36**	**145**
Total Rushing Plays	19	37
Avg. per Rush	1.9	3.9
NET YARDS PASSING	**244**	**134**
Sacked/Yards Lost	2/20	2/0
Gross Yards Passing	264	134
Att./Comp./Int	44-23-2	31-14-1
Completion Pct.	52.3	45.2
PUNTS/AVERAGE	**7/42.0**	**9/32.7**
PENALTIES/YARDS	**7/68**	**5/41**
FUMBLES/BALLS LOST	**2/2**	**0/0**
FIELD GOALS	**31, 46**	None

NE PATRIOTS STARTING LINEUP

WR	S. Jefferson	DE	C. Sullivan
T	B. Armstrong	DL	M. Wheeler
G	M. Lane	DL	H. Thomas
C	D. Wohlabaugh	DE	W. McGinest
G	T. Rucci	LB	C. Slade
T	Z. Moss	LB	T. Johnson
TE	B. Coates	LB	T. Collins
WR	T. Glenn	CB	T. Law
QB	D. Bledsoe	CB	J. Hitchcock
RB	D. Cullors	S	L. Milloy
FB	S. Gash	S	W. Clay

PITTSBURGH STEELERS STARTING LINEUP

WR	Y. Thigpen	LE	N. Harrison
T	J. Jackson	DT	J. Steed
G	W. Wolford	DE	K. Henry
C	D. Dawson	LB	J. Gildon
G	B. Stai	LB	L. Kirkland
T	J. Strzelczyk	LB	E. Holmes
TE	M. Bruener	LB	D. Jones
WR	C. Johnson	CB	C. Scott
QB	K. Stewart	CB	C. Lake
RB	T. Lester	S	M. Bell
RB	J. Bettis	S	D. Perry

GAME NOTES

- Patriots K Adam Vinatieri accounted for all the Patriots scoring, connecting on two field goals (31 and 46 yards).
- Patriots' WR Shawn Jefferson caught a team playoff record nine passes for 104 yards. Jefferson has caught a franshise record 24 passes in his six playoff games with the Patriots.

1998 AFC WILD CARD • JACKSONVILLE 25, NEW ENGLAND 10 • Alltel Stadium

January 3, 1999 • Weather: 60 degrees; wind W 10 mph • Attendance - 71,139

	1	2	3	4	OT	F
New England	**0**	**0**	**7**	**3**	--	**10**
Jacksonville	6	6	0	13	--	25

TEAM	Q	PLAY	SCORE Visitor	SCORE Home
Jacksonville	1	M. Hollis 35 yd field goal	0	3
Jacksonville	1	M. Hollis 24 yd field goal	0	6
Jacksonville	2	F. Taylor 13 yd run (two-point attempt failed)	0	12
NE	3	R. Edwards 1 yd run (Vinatieri kick)	7	12
NE	4	A. Vinatieri 27 yd field goal	10	12
Jacksonville	4	J. Smith 37 yd pass from Brunell (Hollis kick)	10	19
Jacksonville	4	M. Hollis 34 yd field goal	10	22
Jacksonville	4	M. Hollis 21 yd field goal	10	25

FINAL INDIVIDUAL STATISTICS

RUSHING	NO	YDS	AVG	LG	TD
Edwards	17	28	1.6	7	1
S. Shaw	1	4	4.0	4	0
T. Carter	1	3	3.0	3	0
Patriots:	**19**	**35**	**1.8**	**7**	**1**

RUSHING	NO	YDS	AVG	LG	TD
F. Taylor	33	162	4.9	46	1
M. Brunell	4	-2	-0.5	0	0
Jacksonville:	**37**	**160**	**4.3**	**46**	**1**

RECEIVING	NO	YDS	AVG	LG	TD
T. Brown	4	46	11.5	21	0
S. Jefferson	4	30	7.5	10	0
T. Simmons	3	42	14.0	16	0
R. Edwards	3	33	11.0	17	0
D. Cullors	2	17	8.5	13	0
B. Coates	2	10	5.0	8	0
T. Carter	2	3	1.5	3	0
L. Purnell	1	9	9.0	9	0
Patriots:	**21**	**190**	**9.0**	**21**	**0**

RECEIVING	NO	YDS	AVG	LG	TD
K. McCardell	6	72	12.0	19	0
J. Smith	5	56	11.2	37	1
P. Mitchell	1	22	22.0	22	0
D. Jones	1	8	8.0	8	0
D. Shelton	1	3	3.0	3	0
Jacksonville:	**14**	**161**	**11.5**	**37**	**1**

INTERCEPTIONS	NO	YDS	AVG	LG	TD
Patriots:	**0**	**0**	**0.0**	**0**	**0**

INTERCEPTIONS	NO	YDS	AVG	LG	TD
C. Hudson	1	17	17.0	17	0
Jacksonville:	**1**	**17**	**17.0**	**17**	**0**

PUNTING	NO	YDS	AVG	In20	LG
T. Tupa	8	378	47.3	1	58

PUNTING	NO	YDS	AVG	In20	LG
B. Barker	6	269	44.8	1	60

PUNT RETURN	NO	FC	YDS	AVG	LG	TD
T. Brown	4	0	27	6.8	17	0
Patriots:	**4**	**0**	**27**	**6.8**	**17**	**0**

PUNT RETURN	NO	FC	YDS	AVG	LG	TD
R. Barlow	7	0	72	10.3	14	0
Jacksonville:	**7**	**0**	**72**	**10.3**	**14**	**0**

KICKOFF RET.	NO	YDS	AVG	LG	TD
D. Cullors	6	64	10.7	21	0
S. Shaw	1	14	14.0	14	0
Patriots:	**7**	**78**	**11.1**	**21**	**0**

KICKOFF RET.	NO	YDS	AVG	LG	TD
R. Barlow	3	66	22.0	25	0
Jacksonville:	**3**	**66**	**22.0**	**25**	**0**

PASSING	A	C	YDS	PCT.	TD	I	LG	S/YD	RATING
S. Zolak	44	21	190	47.7	0	1	21	2/19	50.4
Patriots:	**44**	**21**	**190**	**47.7**	**0**	**1**	**21**	**2/19**	**50.4**

PASSING	A	C	YDS	PCT.	TD	I	LG	S/YD	RATING
M. Brunell	34	14	161	41.1	1	0	37	2/13	65.9
Jacksonville:	**34**	**14**	**161**	**41.1**	**1**	**0**	**37**	**2/13**	**65.9**

TEAM STATISTICS	PATS	JAX
TOTAL FIRST DOWNS	**14**	**17**
By Rushing	3	6
By Passing	11	9
By Penalty	0	2
Third Down: Md/Att.	5/15	7/18
Third Down: Eff.	33%	39%
TOTAL NET YARDS	**206**	**308**
Total Offensive Plays	65	73
Avg. per Play	3.2	4.2
NET YARDS RUSHING	**35**	**160**
Total Rushing Plays	19	37
Avg. per Rush	1.8	4.3
NET YARDS PASSING	**171**	**148**
Sacked/Yards Lost	2/19	2/13
Gross Yards Passing	190	161
Att./Comp./Int	44/21/1	34/14/0
Completion Pct.	47.7	41.2
PUNTS/AVERAGE	**8/47.3**	**6/44.8**
PENALTIES/YARDS	**6/50**	**4/35**
FUMBLES/BALLS LOST	**4/2**	**1/0**
FIELD GOALS	**27**	**35,24, 34, 21**

NE PATRIOTS STARTING LINEUP

WR	S. Jefferson	DE	F. Collons
T	B. Armstrong	DT	C. Eaton
G	M. Lane	DT	H. Thomas
C	D. Wohlabaugh	DE	W. McGinest
G	T. Rucci	LB	C. Slade
T	Z. Moss	LB	M. Moore
TE	B. Coates	LB	T. Bruschi
TE	R. Rutledge	CB	T. Law
QB	S. Zolak	CB	S. Israel
RB	R. Edwards	S	L. Milloy
FB	T. Carter	S	W. Clay

JACKSONVILLE JAGUARS STARTING LINEUP

WR	J. Smith	LE	J. Smeenge
T	T. Boselli	DT	J. Jurkovic
G	B. Coleman	DT	K. Pritchett
C	J. Wade	DE	E. Curry
G	B. DeMarco	LB	B. Paup
T	L. Searcy	LB	B. Schwartz
TE	P. Mitchell	LB	K. Hardy
WR	K. McCardell	CB	A. Beasley
QB	M. Brunell	CB	D. Thomas
RB	F. Taylor	S	D. Darius
RB	D. Shelton	S	C. Hudson

GAME NOTES

- This was the Patriots' sixth playoff game in three years and it marked the third consecutive season they qualified for postseason play.
- Despite playing without four starters, the Patriots trailed by only two points, 12-10, early in the fourth quarter.
- Jacksonville's RB Fred Taylor rushed for 162 yards on 33 carries, the second highest total recorded against the Patriots in playoff history.

NOTES

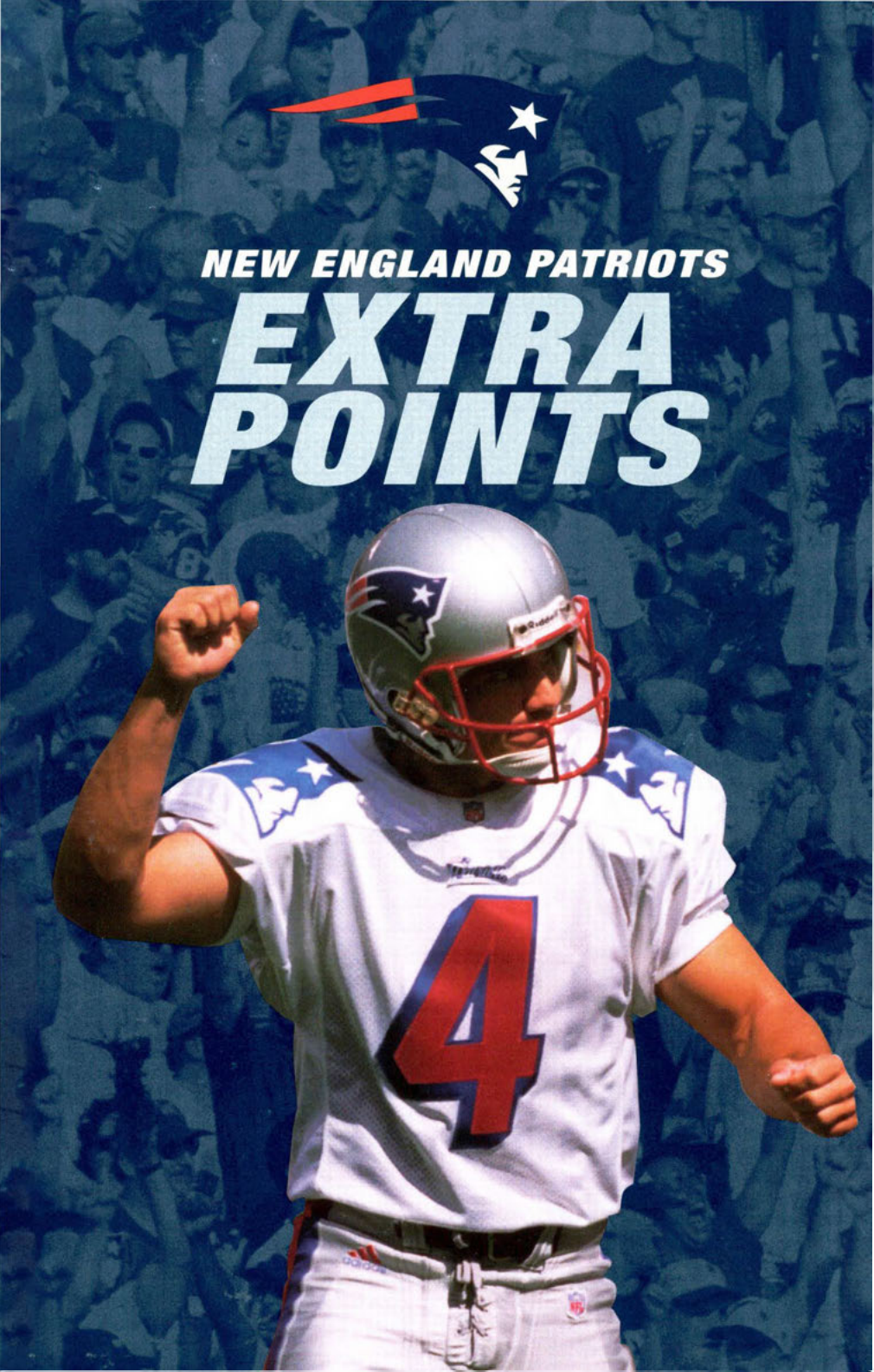
NEW ENGLAND PATRIOTS
EXTRA POINTS
4

PATRIOTS PRESEASON BROADCAST CREW

For the sixth consecutive season, the New England Patriots will team with WCVB-TV Channel 5 to televise three of the Patriots locally produced preseason games. The Patriots are responsible for the advertising sales of the games and will oversee the game production, which will be handled by Boston Bureau Productions. The play-by-play responsibilities and color commentary will be handled by Don Criqui and Jerry Glanville, who return for their sixth season in the Patriots broadcast booth. WCVB's sports director Mike Lynch will continue to offer analysis throughout the game as a sideline reporter.

The Patriots will open the 2000 preseason in Canton, Ohio against the San Francisco 49ers in the 38th Hall of Fame game. The game will be broadcast nationally on ABC and will be the first of two nationally televised games during the preseason. They will open their home preseason schedule on FOX against the Tampa Bay Buccaneers on Aug. 20. It will be the first year in team history that they are featured on two nationally televised preseason games and the fifth consecutive they have been on at least one nationally televised game in the preseason. New England's broadcast trio will begin their schedule on Aug. 4 at Detroit against the Lions. The next weekend, they will travel to Washington when the Patriots play the Redskins on Aug. 11. They will conclude their preseason broadcasts in Foxboro against the Carolina Panthers on Aug. 24.

All games will be televised in Boston on WCVB-TV (Channel 5) and in Providence on WNAC (Channel 64), WTXX in Hartford, Conn. (Ch. 20) and WMTW in Portland, Maine (Ch 8).

Don Criqui

Jerry Glanville

Mike Lynch

PATRIOTS RADIO FLAGSHIP — WBCN 104.1 FM

WBCN 104.1 FM begins its sixth season as the flagship station for the Patriots and will broadcast every Patriots preseason and regular season game in stereo. The Patriots are the only major sports franchise in New England to broadcast its games in stereo all year long.

Gil Santos and broadcast partner Gino Cappelletti will once again deliver play-by-play account for each of the Patriots games this season. The popular broadcast team celebrates their 17th season together — sixth on WBCN's Rock Radio Network.

Santos is now in his 24th season as the voice of the Patriots, having covered the team for WBZ Radio from 1966-79 and again from 1991-95. The veteran play-by-play broadcaster remains at WBZ as the station's sports director.

Cappelletti enters his 20th season offering his insight and expert analysis of the game. It would be hard to find anyone more knowledgeable on the subject of the Patriots than Cappelletti. He was one of the original members of the Boston Patriots and retired in 1970 after an 11-year all-star career. He remains the Patriots' all-time leading scorer (1,130 points) and ranks fourth among the Patriots' all-time leading receivers entering the 2000 season. Following his playing career, he spent three seasons on the Patriots sidelines (1979-81) as an assistant on Ron Erhardt's staff and 16 years in the broadcast booth, providing game analysis along with Santos (1972-78 and 91-present) and Dale Arnold (1988-90).

WBCN also broadcasts a three-hour pre-game show with host Bill Abbate and former Patriot Pete Brock. They also host a two-hour post-game show that includes exclusive coverage of Bill Belichick's post game press conference and interviews with Patriot players.

PATRIOTS RADIO NETWORK

The 2000 New England Patriots Radio Network


Gil Santos


Gino Cappelletti

Flagship Station

WBCN	104.1 FM	Boston, Mass.

Connecticut

WLAD	800 AM	Danbury
WTIC	1080 AM	Hartford
WAXK	102.3 FM	New London
WINY	1350 AM	Putnam

Maine

WZON	610 AM	Bangor
WMDI	107.7 FM	Bar Harbor
WIDE	1400 AM	Biddeford
WQDY	1230 AM	Calais
WQSS	102.5 FM	Camden
WDME	103.1 FM	Dover-Foxcroft
WTME	1240 AM	Lewiston
WJAB	1440 AM	Portland
WSKW	1160 AM	Skowhegan

Massachusetts

WSAR	1480 AM	Fall River
WEIM	1280 AM	Fitchburg
WINQ	97.7 FM	Gardner
WGAM	1520 AM	Greenfield
WBSM	1240 AM	New Bedford
WHMP	99.3 FM	North Hampton
WBEC	1420 AM	Pittsfield
WHYN	560 AM	Springfield
WTAG	580 AM	Worcester

New Hampshire

WMOU	1230 AM	Berlin
WTSL	1400 AM	Hanover
WKBK	1220 AM	Keene
WBHG	101.5 FM	Laconia
WLTN	1400 AM	Littleton
WMTK	106.3 FM	Littleton
WGIR	610 AM	Manchester
WPNH	100.1FM	Plymouth
WQSO	96.7 FM	Portsmouth

Rhode Island

WADK	1540 AM	Newport
WSKO	790 AM	Providence
WOON	1240 AM	Woonsocket

Vermont

WKVT	92.7 FM	Brattleboro
WEAV	960 AM	Burlinton
WDEV	550 AM	Waterbury
WDEV	96.1 FM	Waterbury

STAY TUNED

PATRIOTS MONDAY

The highly-rated Patriots Monday is an in-depth radio show that is broadcast throughout New England and can be heard internationally via patriots.com on Monday afternoons. Butch Stearns returns to host Patriots Monday. He will be joined by Will McDonough of the *Boston Globe* and Jim Donaldson from the *Providence Journal*. The show provides exclusive interviews the day after each game with Patriots' head coach Bill Belichick and quarterback Drew Bledsoe. This season's show will feature an interview with the player of the game. The show can be heard live Monday afternoons from 4 p.m. to 7 p.m. on flagship station WNRB (1510 AM) One-on-One Sports and throughout New England on network affiliates (see local listings).

PATRIOTS ALL ACCESS
Saturday's at 11 a.m. and 7:00 p.m.

Patriots All Access provides inside information on the New England Patriots every week that can be found only on one show. The Emmy Award winning *Patriots All Access*, is hosted by Mike Lynch who is joined each week by Patriots' head coach Bill Belichick, as well as a Patriots' player. In addition, fans can look forward to previews, reviews, analysis of Patriots games and a weekly feature story provided by John Dennis. *Patriots All Access* can be seen in Boston on WCVB Channel 5, beginning Saturday, September 2, 2000. The show will air twice every Saturday, at 11 a.m. and 7:00 p.m. In Providence, *Patriots All Access* can be seen on WPRI (Ch. 12) Sunday's at 11:00 a.m. and in Portland, Maine on WMTW (Ch. 8) Sundays at noon. For other New England markets, be sure to check your local listings.

PATRIOTS 5th QUARTER

Immediately after the game, tune into the popular *Patriots Fifth Quarter*, featuring live coverage of the postgame press conferences with head coach Bill Belichick and quarterback Drew Bledsoe. It's a complete wrap-up with highlights and player interviews. This year, the show will air following select regular season games on WBZ Ch. 4 in Boston.

PATRIOTS.COM RADIO

This season the New England Patriots will add Internet broadcasts to the organization's play list. Beginning in August, the Patriots will broadcast over the Internet via www.patriots.com each weekday from noon to 6:00 p.m. Patriots.com will feature *Patriots Cafe*, a candid lunch-hour chat with players, coaches, team officials, writers and broadcasters; *Sounds of the Patriots*, including live press conferences, music, sounds from the game and various team sound bites; and *PFW in Progress*, a show featuring the staff of Patriots Football Weekly, who will discuss different aspects of the team and preview the weeks upcoming issue. Patriots.com Radio will air beginning at training camp through the end of the season.

PATRIOTS POOL REPORTERS

Veteran beat reporters Glen Farley of the *Brockton Enterprise* and Ron Hobson of the *Quincy Patriot Ledger* will serve as the Patriots pool reporters for the upcoming season. In the event that there is the need to get comments from a game official after a game, a pool reporter will be allowed access to ask questions and record comments. The comments will then be distributed by the Pool Reporter to all other media. Farley and Hobson each sit in the first row of the Patriots press box on game days.

Glen Farley
Brockton Enterprise

Ron Hobson
Quincy Patriot Ledger

TRAINING CAMP

BRYANT COLLEGE
SMITHFIELD, RHODE ISLAND

CAMP OPENS:
Sunday, July 23, 2000

CAMP ENDS:
Sunday, August 13, 2000

MAILING ADDRESS:
Bryant College
c/o New England Patriots
1150 Douglas Pike
Smithfield, R.I. 02917

OFFICE PHONE:
(401) 232-1776

FAN INFO LINE:
(401) 232-6480

For the 25th year, the Patriots will use Bryant College as the site of their summer training camp. This prestigious business college, located on a 387-acre campus in close proximity to Providence, Boston, and Worcester, attracts students from 32 states and 43 countries.

Bryant College has a 137-year tradition in higher education offering undergraduate and graduate degrees. State-of-the-art technology, a curriculum that balances business with liberal arts, and an outstanding faculty help students achieve their personal best in life and in business. The college's accreditation by AACSB-The International Association for Management Education, and the New England Association of Schools and Colleges, demonstrates its commitment to academic excellence. Barron's listed Bryant as one of the "Best Buys" in higher education.

Bryant's academic reputation is enhanced by the resources it provides to support the region's business community. Many businesses utilize the facility for meetings, conferences, and retreats or work with the Executive Development Center for educational and training programs. The John H. Chafee Center for International Business assists organizations with import/export and international trade issues and the college has developed strategic alliances with businesses and government to support small business development and telecommunication advances.

For more information about Bryant College, call (401) 232-6000; or visit their Web site at www.bryant.edu.

Director/ Choreographer
Tracy Sormanti

Line Captains
Nicole Chapman
Michelle Ebrecht
Kalen Samsel
Dena Thibodeau

"Pat Patriot" Mascot
Matthew Noonan

Veterans
Doni Akers
Sandra Anastasi
Jennifer Brody
Valerie Brooks
Rachel Ferrante
Alani Gabriel
Sarah Galarneau
April Graffeo
Tracie Guenette
Stephanie Hammond
Elizabeth Harlow
Cathe Healey
Julie Joyce
Meghan Kennedy
Alyssa Manzi
Beth Newton
Paula Odierno
Christina Previti
Dawn Quintiliani
Linda Smith
Gabrielle Valliere

Rookies
Jamie Bellofatto
Danielle Bergeron
Kristie Borges
Stefanie DeSantis
Benita Dewing
Michelle Gagnon
Debra Molloy
Barbara Ann Noe
Randee Quickel
Debra Savastano
Randi Shea

2000 NEW ENGLAND PATRIOTS CHEERLEADERS

The New England Patriots are committed to performing at a championship level both on the field and in the community. That commitment is personified by the New England Patriots Cheerleaders, who are considered among the premier professional dance teams in the nation.

The squad provides entertainment to thousands of Patriots fans with their high-energy dance routines on the sidelines of every game at Foxboro Stadium. Their dance performances combine gymnastics, stunts and kick lines. Tracy Sormanti, the staff's director and choreographer, employs a wide repertoire of routines, earning the Patriots Cheerleaders a reputation for being among the most versatile in the league.

This year's squad consists of 36 of New England's most talented and beautiful performers. The range of occupational backgrounds, which include school teachers, college students, business owners, accountants, social workers and public relations representatives, reflects the talents which make up this year's squad.

In addition to performing on the Patriots' sidelines, the Patriots Cheerleaders are also committed to community service. In 1999 alone, the squad volunteered over 1,500 hours to charitable organizations throughout New England such as the Make-A-Wish Foundation, the D.A.R.E. program, the Genesis Fund and Special Olympics, just to name a few.

The Patriots Cheerleaders also make hundreds of appearances for corporations and businesses throughout New England each year. For appearance rates and availability, please contact the Patriots Cheerleaders Director and Choreographer, Tracy Sormanti, at (508) 384-9101.

Patriots CHEERLEADERS

FOXBORO STADIUM

STADIUM SEATING DIAGRAM

To purchase individual game tickets or to add your name to the Patriots season ticket waiting list, please call a Patriots ticket representative at 1-800-543-1776.

Chairs $75	Sideline A.....$47	Family Section $34
Corner Chairs $51	Sideline B.....$47	End Zone $31

DIRECTIONS TO FOXBORO STADIUM

The New England Patriots administrative offices are located at the north end of Foxboro Stadium. Visitors should enter Gate P4. For more detailed directions, please call (508) 543-8200. Below are directions from Logan Airport in Boston and T.F. Green Airport in Providence.

From downtown Boston/Logan Airport: Stay in the center lanes when exiting the airport and follow signs to the Sumner Tunnel (toll) to I-93 south. Take Interstate 93 south to Exit 1 (to Providence) approximately 18 miles. Exit 1 puts you on Interstate 95 south. Follow I-95 south for 7.4 miles to Exit 9 (Wrentham), which exits onto Route 1 south. Continue on Route 1 south for four miles. Foxboro Stadium is on the left. For access to the administration builinding, enter lot P4.

From downtown Providence/T.F. Green Airport: Exit T.F. Green airport following signs to I-95 North. Take I-95 North 26 miles to I-495 North (Exit 6B off I-95). Take I-495 North 2.6 miles to Route 1 North (Exit 14). Take Route 1 North 4.4 miles. Foxboro Stadium is on the right.

THE NEW ENGLAND PATRIOTS
Charitable Foundation

THE PATRIOTS AND THE COMMUNITY: A WINNING TEAM

"THE NEW ENGLAND PATRIOTS CHARITABLE FOUNDATION, INC. HAS BEEN ESTABLISHED AS A VEHICLE TO HELP SUPPORT THE YOUTH AND FAMILIES OF NEW ENGLAND. THE FOUNDATION'S MISSION IS TO ASSIST A VARIETY OF CHARITABLE ORGANIZATIONS AND PROGRAMS THAT FOSTER CULTURAL DIVERSITY, EDUCATION, FAMILY AND HEALTH. THE FOUNDATION USES ITS RESOURCES TO SERVE THE YOUTH OF NEW ENGLAND BY ENCOURAGING THEIR EDUCATION, GROWTH, CREATIVITY, DEVELOPMENT OF CHARACTER, AND TO HELP PROVIDE A BETTER QUALITY OF LIFE IN THE COMMUNITIES THE FOUNDATION SERVES."

Patriots safety Tony George hung out with the kids at Family Support Group for Diabetes in Foxboro. George was diagnosed with diabetes in 1991 but he has not let it affect his play.

Since the New England Patriots Charitable Foundation kicked off in 1994, more than $2 million has been donated to over 4,500 New England charities and non-profit organizations. Myra and Robert Kraft founded the Foundation in order to foster cultural diversity, youth sports, education, family, health, and women's issues. By utilizing the Patriots' high visibility, the Foundation has generated funds and awareness of a wide range of civic issues - through fundraisers and community outreach - to aid communities throughout New England.

The New England Patriots Charitable Foundation assists a variety of organizations from small youth groups such as the Chelmsford Lions Girls Squirt Team to large national charities such as the United Way. More than 75 percent of the Foundation's resources are dispersed into communities of New England. These funds are obtained through personal contributions from players and staff, personalized messages appearing on the scoreboard during Patriots home games and three annual Foundation events. The three major fundraising events sponsored by the Charitable Foundation are the Patriots Kickoff Gala, Football 101 and the Patriots Charity Golf Tournament.

Each August, the Patriots Kickoff Gala raises over $250,000 for the Foundation. Each Patriot player and coach and approximately 750 New England Patriots Charitable Foundation supporters gather for a reception and dinner.

Football 101 is a program designed for female football fans. Current and former Patriots players team up with women who love football and give them an insider's look at the rules and life in the NFL. The course includes audience participation and all of the proceeds benefit the Foundation's many charities.

The Third Annual Patriots Charity Golf Tournament on June 1, 2000 raised more than $300,000. This was a $125,000 increase from the $175,000 raised the first year, to help support New England non-profit organizations.

The funds generated throughout the year are used to implement special programs. During the holiday season, the Patriots participate in numerous programs to reach out to children and needy families in the Boston

Wide receiver Troy Brown lends a hand at the Lazarus House Ministries of Greater Boston Celebrity Dinner.

area. Teaming up with Morgan Memorial/Goodwill Industries, the Patriots players donate more than $10,000 annually to provide Thanksgiving dinner baskets filled with turkeys complete with all the trimmings to feed 100 Roxbury families through the Patriots Adopt-a-Family Program.

At the Salvation Army's annual Christmas Party in Boston, Patriots players sign autographs, pose for pictures and play games with more than 200 children while the Patriots Wives Club distributes toys. Four hundred and fifty New England Patriots heavy winter jackets were donated to five area shelters by the Patriots. Fans also contribute to the holiday gift giving by bringing toys to Foxboro when attending Patriots home games as part of the "Toys for Tots" program.

The Patriots Charitable Foundation has a close association with the Boston based R.O.S.E. Fund (Regaining One's Self-Esteem). The R.O.S.E. Fund is a national, non-profit organization concerned with ending violence against women by educating society and helping women survivors to rebuild their lives and regain their self-esteem. Patriots players attend many R.O.S.E. functions and fundraisers to raise additional funds for the organization. Patriots players assisted the R.O.S.E. Fund in raising more than $200,000 at the Fund's annual dinner in 1999. The Foundation has teamed up with Northeastern University to fund the New England Patriots/R.O.S.E. Fund Scholarship, providing a full scholarship to a victim of domestic abuse.

Players serve as instructors at many youth football clinics and schools to emphasize the importance of education, the Foundation donates $100,000 worth of tickets each year to the Boys and Girls Clubs of Boston to enable inner-city youth the opportunity to experience a professional football game.

The New England Patriots Charitable Foundation has donated financial and human resources to improve the region that supports the team. The Patriots recognize that success is based upon the dedication of their fans. Each year, the Foundation has grown, allowing for additional programs to be added. In the upcoming year, the Foundation will build upon its past accomplishments to help level the playing field by continuing to increase opportunities for those in need.

Patriots safeties Larry Whigham and safety Lawyer Milloy have some fun at the annual Patriots Kickoff Gala. The Gala raises over $250,000 annually for the foundation.

To Contact The Foundation

For more information about the New England Patriots Charitable Foundation, Inc., please contact Associate Director Joshua Blumenthal at (508) 543-8200 ext. 5162. If you have a donation request, please make it in writing on your charitable organization's letterhead and mail it at least six weeks prior to your event to:

New England Patriots Charitable Foundation c/o Joshua Blumenthal,
Foxboro Stadium, 60 Washington Street, Foxboro, MA 02035.

2000 AMERICAN FOOTBALL CONFERENCE TEAM SCHEDULES

(All Times Local)

BALTIMORE RAVENS

SEP. 3	at Pittsburgh	1:00
SEP. 10	JACKSONVILLE	1:00
SEP. 17	at Miami	8:35
SEP. 24	CINCINNATI	1:00
OCT.1	at Cleveland	1:00
OCT.8	at Jacksonville	8:35
OCT. 15	at Washington	1:00
OCT. 22	TENNESSEE	1:00
OCT. 29	PITTSBURGH	1:00
NOV.5	at Cincinnati	1:00
NOV. 12	at Tennessee	12:00
NOV. 19	DALLAS	4:15
NOV. 26	CLEVELAND	1:00
DEC.3	OPEN DATE	
DEC. 10	SAN DIEGO	1:00
DEC. 17	at Arizona	2:15
DEC. 24	NEW YORK JETS	1:00

DENVER BRONCOS

SEP.4	at St. Louis (Mon.)	8:00
SEP. 10	ATLANTA	2:15
SEP. 17	at Oakland	1:05
SEP. 24	KANSAS CITY	2:15
OCT.1	NEW ENGLAND	2:05
OCT.8	at San Diego	1:15
OCT. 15	CLEVELAND	2:05
OCT. 22	at Cincinnati	1:00
OCT. 29	OPEN DATE	
NOV.5	at New York Jets	4:15
NOV. 13	OAKLAND (Mon.)	7:00
NOV. 19	SAN DIEGO	2:05
NOV. 26	at Seattle	1:15
DEC.3	at New Orleans	12:00
DEC. 10	SEATTLE	2:05
DEC. 17	at Kansas City	12:00
DEC. 23	SAN FRANCISCO (Sat.)	2:15

MIAMI DOLPHINS

SEP.3	SEATTLE	4:15
SEP. 10	at Minnesota	12:00
SEP. 17	BALTIMORE	8:35
SEP. 24	NEW ENGLAND	1:00
OCT.1	at Cincinnati	4:05
OCT.8	BUFFALO	1:00
OCT. 15	OPEN DATE	
OCT.23	at New York Jets (Mon)	9:00
OCT. 29	GREEN BAY	1:00
NOV.5	at Detroit	1:00
NOV. 12	at San Diego	1:05
NOV. 19	NEW YORK JETS	4:05
NOV. 26	at Indianapolis	1:00
DEC.3	at Buffalo	1:00
DEC. 10	TAMPA BAY	1:00
DEC. 17	INDIANAPOLIS	4:15
DEC. 24	at New England	1:00

PITTSBURGH STEELERS

SEP.3	BALTIMORE	1:00
SEP. 10	OPEN DATE	
SEP. 17	at Cleveland	1:00
SEP. 24	TENNESSEE	1:00
OCT.1	at Jacksonville	1:00
OCT.8	at New York Jets	1:00
OCT. 15	CINCINNATI	1:00
OCT. 22	CLEVELAND	1:00
OCT. 29	at Baltimore	1:00
NOV.5	at Tennessee	12:00
NOV. 12	PHILADELPHIA	1:00
NOV. 19	JACKSONVILLE	8:35
NOV. 26	at Cincinnati	1:00
DEC.3	OAKLAND	1:00
DEC. 10	at New York Giants	1:00
DEC. 16	WASHINGTON(Sat.)	12:30
DEC. 24	at San Diego	1:05

BUFFALO BILLS

SEP.3	TENNESSEE	8:35
SEP. 10	GREEN BAY	1:00
SEP. 17	at New York Jets	1:00
SEP. 24	OPEN DATE	
OCT.1	INDIANAPOLIS	1:00
OCT.8	at Miami	1:00
OCT. 15	SAN DIEGO	1:00
OCT. 22	at Minnesota	12:00
OCT. 29	NEW YORK JETS	1:00
NOV.5	at New England	1:00
NOV. 12	CHICAGO	1:00
NOV. 19	at Kansas City	12:00
NOV. 26	at Tampa Bay	1:00
DEC.3	MIAMI	1:00
DEC. 11	at Indianapolis (Mon.)	9:00
DEC. 17	NEW ENGLAND	1:00
DEC. 23	at Seattle (Sat.)	5:35

INDIANAPOLIS COLTS

SEP.3	at Kansas City	12:00
SEP. 10	OAKLAND	12:00
SEP. 17	OPEN DATE	
SEP. 25	JACKSONVILLE (Mon.)	8:00
OCT.1	at Buffalo	1:00
OCT.8	at New England	1:00
OCT. 15	at Seattle	1:05
OCT. 22	NEW ENGLAND	12:00
OCT. 29	DETROIT	1:00
NOV.5	at Chicago	12:00
NOV. 12	NEW YORK JETS	8:35
NOV. 19	at Green Bay	12:00
NOV. 26	MIAMI	1:00
DEC.3	at New York Jets	4:15
DEC. 11	BUFFALO (Mon.)	9:00
DEC. 17	at Miami	4:15
DEC. 24	MINNESOTA	4:15

NEW ENGLAND PATRIOTS

SEP.3	TAMPA BAY	1:00
SEP. 11	at New York Jets (Mon.)	9:00
SEP. 17	MINNESOTA	4:15
SEP. 24	at Miami	1:00
OCT.1	at Denver	2:05
OCT.8	INDIANAPOLIS	1:00
OCT. 15	NEW YORK JETS	4:05
OCT. 22	at Indianapolis	12:00
OCT. 29	OPEN DATE	
NOV.5	BUFFALO	1:00
NOV. 12	at Cleveland	1:00
NOV. 19	CINCINNATI	1:00
NOV. 23	at Detroit (Thu.)	12:30
DEC.4	KANSAS CITY (Mon.)	9:00
DEC. 10	at Chicago	12:00
DEC. 17	at Buffalo	1:00
DEC. 24	MIAMI	1:00

SAN DIEGO CHARGERS

SEP.3	at Oakland	1:15
SEP. 10	NEW ORLEANS	1:15
SEP. 17	at Kansas City	12:00
SEP. 24	SEATTLE	1:15
OCT.1	at St. Louis	12:00
OCT.8	DENVER	1:15
OCT. 15	at Buffalo	1:00
OCT. 22	OPEN DATE	
OCT. 29	OAKLAND	5:35
NOV.5	at Seattle	1:15
NOV. 12	MIAMI	1:05
NOV. 19	at Denver	2:05
NOV. 26	KANSAS CITY	1:15
DEC.3	SAN FRANCISCO	1:05
DEC. 10	at Baltimore	1:00
DEC. 17	at Carolina	1:00
DEC. 24	PITTSBURGH	1:05

CINCINNATI BENGALS

SEP.3	OPEN DATE	
SEP. 10	CLEVELAND	1:00
SEP. 17	at Jacksonville	1:00
SEP. 24	at Baltimore	1:00
OCT.1	MIAMI	4:05
OCT.8	TENNESSEE	1:00
OCT. 15	at Pittsburgh	1:00
OCT. 22	DENVER	1:00
OCT. 29	at Cleveland	1:00
NOV.5	BALTIMORE	1:00
NOV. 12	at Dallas	12:00
NOV. 19	at New England	1:00
NOV. 26	PITTSBURGH	1:00
DEC.3	ARIZONA	1:00
DEC. 10	at Tennessee	12:00
DEC. 17	JACKSONVILLE	1:00
DEC. 24	at Philadelphia	1:00

JACKSONVILLE JAGUARS

SEP.3	at Cleveland	1:00
SEP. 10	at Baltimore	1:00
SEP. 17	CINCINNATI	1:00
SEP. 25	at Indianapolis (Mon.)	8:00
OCT.1	PITTSBURGH	1:00
OCT.8	BALTIMORE	8:20
OCT. 16	at Tennessee (Mon.)	8:00
OCT. 22	WASHINGTON	4:15
OCT. 29	at Dallas	3:15
NOV.5	OPEN DATE	
NOV. 12	SEATTLE	1:00
NOV. 19	at Pittsburgh	8:35
NOV. 26	TENNESSEE	4:15
DEC.3	CLEVELAND	4:15
DEC. 10	ARIZONA	1:00
DEC. 17	at Cincinnati	1:00
DEC. 23	at N.Y. Giants(Sat.)	12:30p

NEW YORK JETS

SEP.3	at Green Bay	3:15
SEP. 11	NEW ENGLAND (Mon.)	9:00
SEP. 17	BUFFALO	1:00
SEP. 24	at Tampa Bay	4:15
OCT.1	OPEN DATE	
OCT.8	PITTSBURGH	1:00
OCT. 15	at New England	4:05
OCT. 23	MIAMI (Mon.)	9:00
OCT. 29	at Buffalo	1:00
NOV.5	DENVER	4:15
NOV. 12	at Indianapolis	8:35
NOV. 19	at Miami	4:05
NOV.26	CHICAGO	1:00
DEC.3	INDIANAPOLIS	4:15
DEC. 10	at Oakland	5:35
DEC. 17	DETROIT	1:00
DEC. 24	at Baltimore	1:00

SEATTLE SEAHAWKS

SEP.3	at Miami	4:15
SEP. 10	ST. LOUIS	1:15
SEP. 17	NEW ORLEANS	1:15
SEP. 24	at San Diego	1:15
OCT.2	at Kansas City (Mon.)	8:00
OCT.8	at Carolina	4:15
OCT. 15	INDIANAPOLIS	1:05
OCT. 22	at Oakland	1:05
OCT. 29	KANSAS CITY	1:15
NOV.5	SAN DIEGO	1:15
NOV. 12	at Jacksonville	1:00
NOV. 19	OPEN DATE	
NOV. 26	DENVER	1:15
DEC.3	at Atlanta	1:00
DEC. 10	at Denver	2:05
DEC. 16	OAKLAND (Sat.)	1:05
DEC. 23	BUFFALO (Sat.)	5:35

CLEVELAND BROWNS

SEP.3	JACKSONVILLE	1:00
SEP. 10	at Cincinnati	1:00
SEP. 17	PITTSBURGH	1:00
SEP. 24	at Oakland	1:15
OCT.1	BALTIMORE	1:00
OCT.8	at Arizona	1:15
OCT. 15	at Denver	2:05
OCT. 22	at Pittsburgh	1:00
OCT. 29	CINCINNATI	1:00
NOV.5	NEW YORK GIANTS	1:00
NOV. 12	NEW ENGLAND	1:00
NOV. 19	at Tennessee	12:00
NOV. 26	at Baltimore	1:00
DEC.3	at Jacksonville	4:15
DEC. 10	PHILADELPHIA	1:00
DEC. 17	TENNESSEE	1:00
DEC. 24	OPEN DATE	

KANSAS CITY CHIEFS

SEP.3	INDIANAPOLIS	12:00
SEP. 10	at Tennessee	12:00
SEP. 17	SAN DIEGO	12:00
SEP. 24	at Denver	2:15
OCT.2	SEATTLE (Mon.)	8:00
OCT.8	OPEN DATE	
OCT. 15	OAKLAND	12:00
OCT. 22	ST. LOUIS	12:00
OCT. 29	at Seattle	1:15
NOV.5	at Oakland	1:15
NOV. 12	at San Francisco	1:05
NOV. 19	BUFFALO	12:00
NOV. 26	at San Diego	1:15
DEC.4	at New England (Mon.)	9:00
DEC. 10	CAROLINA	12:00
DEC. 17	DENVER	12:00
DEC. 24	at Atlanta	1:00

OAKLAND RAIDERS

SEP.3	SAN DIEGO	1:15
SEP. 10	at Indianapolis	12:00
SEP. 17	DENVER	1:05
SEP. 24	CLEVELAND	1:15
OCT.1	OPEN DATE	
OCT.8	at San Francisco	1:15
OCT. 15	at Kansas City	12:00
OCT. 22	SEATTLE	1:05
OCT. 29	at San Diego	5:35
NOV.5	KANSAS CITY	1:15
NOV. 13	at Denver (Mon.)	7:00
NOV. 19	at New Orleans	12:00
NOV. 26	ATLANTA	1:05
DEC.3	at Pittsburgh	1:00
DEC. 10	NEW YORK JETS	5:35
DEC. 16	at Seattle (Sat.)	1:05
DEC. 24	CAROLINA	1:15

TENNESSEE TITANS

SEP.3	at Buffalo	8:35
SEP. 10	KANSAS CITY	12:00
SEP. 17	OPEN DATE	
SEP. 24	at Pittsburgh	1:00
OCT.1	NEW YORK GIANTS	12:00
OCT.8	at Cincinnati	1:00
OCT. 16	JACKSONVILLE (Mon.)	8:00
OCT. 22	at Baltimore	1:00
OCT. 30	at Washington (Mon.)	9:00
NOV.5	PITTSBURGH	12:00
NOV. 12	BALTIMORE	12:00
NOV. 19	CLEVELAND	12:00
NOV. 26	at Jacksonville	4:15
DEC.3	at Philadelphia	1:00
DEC. 10	CINCINNATI	12:00
DEC. 17	at Cleveland	1:00
DEC. 25	DALLAS (Mon.)	8:00

2000 NATIONAL FOOTBALL CONFERENCE TEAM SCHEDULES

(All Times Local)

ARIZONA CARDINALS

SEP.3	at New York Giants	1:00
SEP. 10	DALLAS	5:35
SEP. 17	OPEN DATE	
SEP. 24	GREEN BAY	1:05
OCT.1	at San Francisco	1:15
OCT.8	CLEVELAND	1:15
OCT. 15	PHILADELPHIA	1:15
OCT. 22	at Dallas	12:00
OCT. 29	NEW ORLEANS	2:05
NOV.5	WASHINGTON	2:05
NOV. 12	at Minnesota	12:00
NOV. 19	at Philadelphia	1:00
NOV. 26	NEW YORK GIANTS	6:20
DEC.3	at Cincinnati	1:00
DEC. 10	at Jacksonville	1:00
DEC. 17	BALTIMORE	2:15
DEC. 24	at Washington	1:00

DALLAS COWBOYS

SEP.3	PHILADELPHIA	3:05
SEP. 10	at Arizona	5:35
SEP. 18	at Washington (Mon.)	9:00
SEP. 24	SAN FRANCISCO	12:00
OCT.1	at Carolina	1:00
OCT.8	OPEN DATE	
OCT. 15	at New York Giants	1:00
OCT. 22	ARIZONA	12:00
OCT. 29	JACKSONVILLE	3:15
NOV.5	at Philadelphia	1:00
NOV. 12	CINCINNATI	12:00
NOV. 19	at Baltimore	4:15
NOV. 23	MINNESOTA (Thu.)	3:05
DEC.3	at Tampa Bay	1:00
DEC. 10	WASHINGTON	3:15
DEC. 17	NEW YORK GIANTS	7:35
DEC. 25	at Tennessee (Mon.)	8:00

NEW ORLEANS SAINTS

SEP.3	DETROIT	12:00
SEP. 10	at San Diego	1:15
SEP. 17	at Seattle	1:15
SEP. 24	PHILADELPHIA	12:00
OCT.1	OPEN DATE	
OCT.8	at Chicago	12:00
OCT. 15	CAROLINA	12:00
OCT. 22	at Atlanta	1:00
OCT. 29	at Arizona	2:05
NOV.5	SAN FRANCISCO	12:00
NOV. 12	at Carolina	1:00
NOV. 19	OAKLAND	12:00
NOV. 26	at St. Louis	12:00
DEC.3	DENVER	12:00
DEC. 10	at San Francisco	1:15
DEC. 17	ATLANTA	12:00
DEC. 24	ST. LOUIS	12:00

ST. LOUIS RAMS

SEP.4	DENVER (Mon.)	8:00
SEP. 10	at Seattle	1:15
SEP. 17	SAN FRANCISCO	12:00
SEP. 24	at Atlanta	1:00
OCT.1	SAN DIEGO	12:00
OCT.8	OPEN DATE	
OCT. 15	ATLANTA	12:00
OCT. 22	at Kansas City	12:00
OCT. 29	at San Francisco	1:05
NOV.5	CAROLINA	7:35
NOV. 12	at New York Giants	4:15
NOV. 20	WASHINGTON (Mon.)	8:00
NOV. 26	NEW ORLEANS	12:00
DEC.3	at Carolina	1:00
DEC. 10	MINNESOTA	12:00
DEC. 18	at Tampa Bay (Mon.)	9:00
DEC. 24	at New Orleans	12:00

ATLANTA FALCONS

SEP.3	SAN FRANCISCO	1:00
SEP. 10	at Denver	2:15
SEP. 17	at Carolina	1:00
SEP. 24	ST. LOUIS	1:00
OCT.1	at Philadelphia	8:35
OCT.8	NEW YORK GIANTS	4:05
OCT. 15	at St. Louis	12:00
OCT. 22	NEW ORLEANS	1:00
OCT. 29	CAROLINA	1:00
NOV.5	TAMPA BAY	1:00
NOV. 12	at Detroit	1:00
NOV. 19	at San Francisco	1:15
NOV. 26	at Oakland	1:05
DEC.3	SEATTLE	1:00
DEC. 10	OPEN DATE	
DEC. 17	at New Orleans	12:00
DEC. 24	KANSAS CITY	1:00

DETROIT LIONS

SEP.3	at New Orleans	12:00
SEP. 10	WASHINGTON	4:15
SEP. 17	TAMPA BAY	1:00
SEP. 24	at Chicago	12:00
OCT.1	MINNESOTA	1:00
OCT.8	GREEN BAY	1:00
OCT. 15	OPEN DATE	
OCT. 19	at Tampa Bay (Thu.)	8:35
OCT. 29	at Indianapolis	1:00
NOV.5	MIAMI	1:00
NOV. 12	ATLANTA	1:00
NOV. 19	at New York Giants	1:00
NOV. 23	NEW ENGLAND (Thu.)	12:30
NOV. 30	at Minnesota (Thu.)	7:35
DEC. 10	at Green Bay	12:00
DEC. 17	at New York Jets	1:00
DEC. 24	CHICAGO	1:00

NEW YORK GIANTS

SEP.3	ARIZONA	1:00
SEP. 10	at Philadelphia	1:00
SEP. 17	at Chicago	3:15
SEP. 24	WASHINGTON	8:35
OCT.1	at Tennessee	12:00
OCT.8	at Atlanta	4:05
OCT. 15	DALLAS	1:00
OCT. 22	OPEN DATE	
OCT. 29	PHILADELPHIA	4:05
NOV.5	at Cleveland	1:00
NOV. 12	ST. LOUIS	4:15
NOV. 19	DETROIT	1:00
NOV. 26	at Arizona	6:35
DEC.3	at Washington	1:00
DEC. 10	PITTSBURGH	1:00
DEC. 17	at Dallas	7:35
DEC. 23	JACKSONVILLE (Sat.)	12:30

TAMPA BAY BUCCANEERS

SEP.3	at New England	1:00
SEP. 10	CHICAGO	1:00
SEP. 17	at Detroit	1:00
SEP. 24	NEW YORK JETS	4:15
OCT.1	at Washington	4:15
OCT.9	at Minnesota (Mon.)	8:00
OCT. 15	OPEN DATE	
OCT. 19	DETROIT (Thu.)	8:35
OCT. 29	MINNESOTA	1:00
NOV.5	at Atlanta	1:00
NOV. 12	GREEN BAY	4:15
NOV. 19	at Chicago	12:00
NOV. 26	BUFFALO	1:00
DEC.3	DALLAS	1:00
DEC. 10	at Miami	1:00
DEC. 18	ST. LOUIS (Mon.)	9:00
DEC. 24	at Green Bay	12:00

CAROLINA PANTHERS

SEP.3	at Washington	1:00
SEP. 10	at San Francisco	1:15
SEP. 17	ATLANTA	1:00
SEP. 24	OPEN DATE	
OCT.1	DALLAS	1:00
OCT.8	SEATTLE	4:15
OCT. 15	at New Orleans	12:00
OCT. 22	SAN FRANCISCO	1:00
OCT. 29	at Atlanta	1:00
NOV.5	at St. Louis	7:35
NOV. 12	NEW ORLEANS	1:00
NOV. 19	at Minnesota	12:00
NOV. 27	GREEN BAY (Mon.)	9:00
DEC.3	ST. LOUIS	1:00
DEC. 10	at Kansas City	12:00
DEC. 17	SAN DIEGO	1:00
DEC. 24	at Oakland	1:15

GREEN BAY PACKERS

SEP.3	NEW YORK JETS	3:15
SEP. 10	at Buffalo	1:00
SEP. 17	PHILADELPHIA	12:00
SEP. 24	at Arizona	1:05
OCT.1	CHICAGO	3:15
OCT.8	at Detroit	1:00
OCT. 15	SAN FRANCISCO	3:15
OCT. 22	OPEN DATE	
OCT. 29	at Miami	1:00
NOV.6	MINNESOTA (Mon.)	8:00
NOV. 12	at Tampa Bay	4:15
NOV. 19	INDIANAPOLIS	12:00
NOV. 27	at Carolina (Mon.)	9:00
DEC.3	at Chicago	7:35
DEC. 10	DETROIT	12:00
DEC. 17	at Minnesota	12:00
DEC. 24	TAMPA BAY	12:00

PHILADELPHIA EAGLES

SEP.3	at Dallas	3:05
SEP. 10	NEW YORK GIANTS	1:00
SEP. 17	at Green Bay	12:00
SEP. 24	at New Orleans	12:00
OCT.1	ATLANTA	8:35
OCT.8	WASHINGTON	1:00
OCT. 15	at Arizona	1:15
OCT. 22	CHICAGO	1:00
OCT. 29	at New York Giants	4:05
NOV.5	DALLAS	1:00
NOV. 12	at Pittsburgh	1:00
NOV. 19	ARIZONA	1:00
NOV. 26	at Washington	1:00
DEC.3	TENNESSEE	1:00
DEC. 10	at Cleveland	1:00
DEC. 17	OPEN DATE	
DEC. 24	CINCINNATI	1:00

WASHINGTON REDSKINS

SEP.3	CAROLINA	1:00
SEP. 10	at Detroit	4:15
SEP. 18	DALLAS (Mon.)	9:00
SEP. 24	at New York Giants	8:35
OCT.1	TAMPA BAY	4:15
OCT.8	at Philadelphia	1:00
OCT. 15	BALTIMORE	1:00
OCT. 22	at Jacksonville	4:15
OCT. 30	TENNESSEE (Mon.)	9:00
NOV.5	at Arizona	2:05
NOV. 12	OPEN DATE	
NOV. 20	at St. Louis (Mon.)	8:00
NOV. 26	PHILADELPHIA	1:00
DEC.3	NEW YORK GIANTS	1:00
DEC. 10	at Dallas	3:15
DEC. 16	at Pittsburgh (Sat.)	12:30
DEC. 24	ARIZONA	1:00

CHICAGO BEARS

SEP.3	at Minnesota	12:00
SEP. 10	at Tampa Bay	1:00
SEP. 17	NEW YORK GIANTS	3:15
SEP. 24	DETROIT	12:00
OCT.1	at Green Bay	3:15
OCT.8	NEW ORLEANS	12:00
OCT. 15	MINNESOTA	7:20
OCT. 22	at Philadelphia	1:00
OCT. 29	OPEN DATE	
NOV.5	INDIANAPOLIS	12:00
NOV. 12	at Buffalo	1:00
NOV. 19	TAMPA BAY	12:00
NOV. 26	at New York Jets	1:00
DEC.3	GREEN BAY	7:35
DEC. 10	NEW ENGLAND	12:00
DEC. 17	at San Francisco	1:05
DEC. 24	at Detroit	1:00

MINNESOTA VIKINGS

SEP.3	CHICAGO	12:00
SEP. 10	MIAMI	12:00
SEP. 17	at New England	4:15
SEP. 24	OPEN DATE	
OCT.1	at Detroit	1:00
OCT.9	TAMPA BAY (Mon.)	8:00
OCT. 15	at Chicago	7:20
OCT. 22	BUFFALO	12:00
OCT. 29	at Tampa Bay	1:00
NOV.6	at Green Bay (Mon.)	8:00
NOV. 12	ARIZONA	12:00
NOV. 19	CAROLINA	12:00
NOV. 23	at Dallas (Thu.)	3:05
NOV. 30	DETROIT (Thu.)	7:20
DEC. 10	at St. Louis	12:00
DEC. 17	GREEN BAY	12:00
DEC. 24	at Indianapolis	4:15

SAN FRANCISCO 49ers

SEP.3	at Atlanta	1:00
SEP. 10	CAROLINA	1:15
SEP. 17	at St. Louis	12:00
SEP. 24	at Dallas	12:00
OCT.1	ARIZONA	1:15
OCT.8	OAKLAND	1:15
OCT. 15	at Green Bay	3:15
OCT. 22	at Carolina	1:00
OCT. 29	ST. LOUIS	1:05
NOV.5	at New Orleans	12:00
NOV. 12	KANSAS CITY	1:05
NOV. 19	ATLANTA	1:15
NOV. 26	OPEN DATE	
DEC.3	at San Diego	1:05
DEC. 10	NEW ORLEANS	1:15
DEC. 17	CHICAGO	1:05
DEC. 23	at Denver (Sat.)	2:15

2000 NFL WEEK BY WEEK SCHEDULE

(All Times Eastern)

First Week
(Open Date: Cincinnati)
Sunday, September 3
Arizona at New York Giants 1:00
Baltimore at Pittsburgh 1:00
Carolina at Washington 1:00
Chicago at Minnesota 1:00
Detroit at New Orleans 1:00
Indianapolis at Kansas City 1:00
Jacksonville at Cleveland 1:00
San Francisco at Atlanta 1:00
Tampa Bay at New England 1:00
Philadelphia at Dallas 4:05
New York Jets at Green Bay 4:05
San Diego at Oakland 4:15
Seattle at Miami 4:15
Tennessee at Buffalo (ESPN) 8:35
Monday, September 4
Denver at St. Louis (ABC) 9:00

Second Week
(Open Date: Pittsburgh)
Sunday, September 10
Chicago at Tampa Bay 1:00
Cleveland at Cincinnati 1:00
Green Bay at Buffalo 1:00
Jacksonville at Baltimore 1:00
Kansas City at Tennessee 1:00
Miami at Minnesota 1:00
Oakland at Indianapolis 1:00
New York Giants at Philadelphia ...1:00
Atlanta at Denver 4:15
Carolina at San Francisco 4:15
New Orleans at San Diego 4:15
St. Louis at Seattle 4:15
Washington at Detroit 4:15
Dallas at Arizona (ESPN) 8:35
Monday, September 11
New England at N.Y. Jets (ABC) .9:00

Third Week
(Open Dates: Arizona, Tennessee, Indianapolis)
Sunday, September 17
Atlanta at Carolina 1:00
Buffalo at New York Jets 1:00
Cincinnati at Jacksonville 1:00
Philadelphia at Green Bay 1:00
Pittsburgh at Cleveland 1:00
San Diego at Kansas City 1:00
San Francisco at St. Louis 1:00
Tampa Bay at Detroit 1:00
New Orleans at Seattle 4:15
New York Giants at Chicago 4:15
Denver at Oakland 4:05
Minnesota at New England 4:15
Baltimore at Miami (ESPN) 8:35
Monday, September 18
Dallas at Washington (ABC) 9:00

Fourth Week
(Open Dates: Buffalo, Carolina, Minnesota)
Sunday, September 24
Cincinnati at Baltimore 1:00
Detroit at Chicago 1:00
New England at Miami 1:00
Philadelphia at New Orleans 1:00
St. Louis at Atlanta 1:00
San Francisco at Dallas 1:00
Tennessee at Pittsburgh 1:00
Green Bay at Arizona 4:05
Cleveland at Oakland 4:15
Kansas City at Denver 4:15
New York Jets at Green Bay 4:15
Seattle at San Diego 4:15
Washington at N.Y Giants (ESPN) .8:35
Monday, September 25
Jacksonville at Indianapolis (ABC) .9:00

Fifth Week
(Open Dates: New Orleans, New York Jets, Oakland)
Sunday, October 1
Baltimore at Cleveland 1:00
Dallas at Carolina 1:00
Indianapolis at Buffalo 1:00
Minnesota at Detroit 1:00
New York Giants at Tennessee 1:00
Pittsburgh at Jacksonville 1:00
San Diego at St. Louis 1:00
Miami at Cincinnati 4:05
New England at Denver 4:05
Arizona at San Francisco 4:15
Chicago at Green Bay 4:15
Tampa Bay at Washington 4:15
Atlanta at Philadelphia (ESPN) 8:35
Monday, October2
Seattle at Kansas City (ABC) 9:00

Sixth Week
(Open Dates: Dallas, Kansas City, St. Louis)
Sunday, October 8
Buffalo at Miami 1:00
Green Bay at Detroit 1:00
Indianapolis at New England 1:00
New Orleans at Chicago 1:00
Pittsburgh at New York Jets 1:00
Tennessee at Cincinnati 1:00
Washington at Philadelphia 1:00
New York Giants at Atlanta 4:05
Oakland at San Francisco 4:15
Seattle at Carolina 4:15
Cleveland at Arizona 4:15
Denver at San Diego 4:15
Baltimore at Jacksonville (ESPN) .8:35
Monday, October 9
Tampa Bay at Minnesota (ABC) ...9:00

Seventh Week
(Open Dates: Detroit, Miami, Tampa Bay)
Sunday, October 15
Atlanta at St. Louis 1:00
Baltimore at Washington 1:00
Carolina at New Orleans 1:00
Cincinnati at Pittsburgh 1:00
Dallas at New York Giants 1:00
Indianapolis at Seattle 1:00
Oakland at Kansas City 1:00
San Diego at Buffalo 1:00
New York Jets at New England ...4:05
Cleveland at Denver 4:05
Philadelphia at Arizona 4:15
San Francisco at Green Bay 4:15
Minnesota at Chicago (ESPN) 8:35
Monday, October 16
Jacksonville at Tennessee (ABC) ..9:00

Eighth Week
(Open Dates: Green Bay, New York Giants, San Diego)
Thursday, October 19
Detroit at Tampa Bay (ESPN) 8:35
Sunday, October 22
Arizona at Dallas 1:00
Buffalo at Minnesota 1:00
Chicago at Philadelphia 1:00
Tennessee at Baltimore 1:00
Denver at Cincinnati 1:00
New England at Indianapolis 1:00
New Orleans at Atlanta 1:00
St. Louis at Kansas City 1:00
San Francisco at Carolina 1:00
Cleveland at Pittsburgh 4:05
Seattle at Oakland 4:05
Washington at Jacksonville 4:15
Monday, October 23
Miami at New York Jets (ABC) 9:00

Ninth Week
(Open Dates: Chicago, Denver, **New England**)
Sunday, October 29
Carolina at Atlanta 1:00
Cincinnati at Cleveland 1:00
Detroit at Indianapolis 1:00
Green Bay at Miami 1:00
Minnesota at Tampa Bay 1:00
New York Jets at Buffalo 1:00
Pittsburgh at Baltimore 1:00
New Orleans at Arizona 4:05
Philadelphia at New York Giants ...4:05
St. Louis at San Francisco 4:05
Jacksonville at Dallas 4:15
Kansas City at Seattle 4:15
Oakland at San Diego(ESPN) 8:35
Monday, October 30
Tennessee at Washington(ABC) ...9:00

2000 NFL WEEK BY WEEK SCHEDULE

(All Times Eastern)

Tenth Week
(Open Date: Jacksonville)
Sunday, November 5
Baltimore at Cincinnati 1:00
Buffalo at New England 1:00
Dallas at Philadelphia 1:00
Indianapolis at Chicago 1:00
Miami at Detroit 1:00
New York Giants at Cleveland 1:00
Pittsburgh at Tennessee 1:00
San Francisco at New Orleans 1:00
Tampa Bay at Atlanta 1:00
Washington at Arizona 4:05
Kansas City at Oakland 4:15
Denver at New York Jets 4:15
San Diego at Seattle 4:15
Carolina at St. Louis (ESPN) 8:35
Monday, November 6
Minnesota at Green Bay (ABC) 9:00

Eleventh Week
(Open Date: Washington)
Sunday, November 12
Arizona at Minnesota 1:00
Atlanta at Detroit 1:00
Baltimore at Tennessee 1:00
Chicago at Buffalo 1:00
Cincinnati at Dallas 1:00
New England at Cleveland 1:00
New Orleans at Carolina 1:00
Philadelphia at Pittsburgh 1:00
Seattle at Jacksonville 1:00
Kansas City at San Francisco 4:05
Miami at San Diego 4:05
Green Bay at Tampa Bay 4:15
St. Louis at New York Giants 4:15
New York Jets at Indianapolis (ESPN) 8:35
Monday, November 13
Oakland at Denver(ABC) 9:00

Twelfth Week
(Open Date: Seattle)
Sunday, November 19
Arizona at Philadelphia 1:00
Buffalo at Kansas City 1:00
Carolina at Minnesota 1:00
Cincinnati at New England 1:00
Cleveland at Tennessee 1:00
Tampa Bay at Chicago 1:00
Detroit at New York Giants 1:00
Indianapolis at Green Bay 1:00
Oakland at New Orleans 1:00
New York Jets at Miami 4:05
San Diego at Denver 4:05
Dallas at Baltimore 4:15
Atlanta at San Francisco 4:15
Jacksonville at Pittsburgh(ESPN) 8:35
Monday, November 20
Washington at St. Louis (ABC) 9:00

Thirteenth Week
(Open Date: San Francisco)
Thursday, November 23
New England at Detroit 12:30
Minnesota at Dallas 4:05
Sunday, November 26
Buffalo at Tampa Bay 1:00
Chicago at New York Jets 1:00
Cleveland at Baltimore 1:00
Miami at Indianapolis 1:00
New Orleans at St. Louis 1:00
Philadelphia at Washington 1:00
Pittsburgh at Cincinnati 1:00
Denver at Seattle 4:15
Kansas City at San Diego 4:15
Atlanta at Oakland 4:05
Tennessee at Jacksonville 4:15
New York Giants at Arizona(ESPN) 8:35
Monday, November 27
Green Bay at Carolina (ABC) 9:00

Fourteenth Week
(Open Date: Baltimore)
Thursday, November 30
Detroit at Minnesota 8:20
Sunday, December 3
Arizona at Cincinnati 1:00
Dallas at Tampa Bay 1:00
Denver at New Orleans 1:00
Miami at Buffalo 1:00
New York Giants at Washington 1:00
Oakland at Pittsburgh 1:00
St. Louis at Carolina 1:00
Seattle at Atlanta 1:00
Tennessee at Philadelphia 1:00
San Francisco at San Diego 4:05
Indianapolis at New York Jets 4:15
Cleveland at Jacksonville 4:15
Green Bay at Chicago (ESPN) 8:35
Monday, December 4
Kansas City at New England (ABC) 9:00

Fifteenth Week
(Open Date: Atlanta)
Sunday, December 10
Arizona at Jacksonville 1:00
Carolina at Kansas City 1:00
Cincinnati at Tennessee 1:00
Detroit at Green Bay 1:00
Minnesota at St. Louis 1:00
New England at Chicago 1:00
Philadelphia at Cleveland 1:00
Pittsburgh at New York Giants 1:00
San Diego at Baltimore 1:00
Tampa Bay at Miami 1:00
Seattle at Denver 4:05
Washington at Dallas 4:15
New Orleans at San Francisco 4:15
New York Jets at Oakland (ESPN) 8:35
Monday, December 11
Buffalo at Indianapolis(ABC) 9:00

Sixteenth Week
(Open Date: Philadelphia)
Saturday, December 16
Washington at Pittsburgh 12:30
Oakland at Seattle 4:05
Sunday, December 17
Atlanta at New Orleans 1:00
Denver at Kansas City 1:00
Detroit at New York Jets 1:00
Green Bay at Minnesota 1:00
Jacksonville at Cincinnati 1:00
New England at Buffalo 1:00
San Diego at Carolina 1:00
Tennessee at Cleveland 1:00
Chicago at San Francisco 4:05
Baltimore at Arizona 4:15
Indianapolis at Miami 4:15
New York Giants at Dallas (ESPN) 8:35
Monday, December 18
St. Louis at Tampa Bay (ABC) 9:00

Seventeenth Week
(Open Date: Cleveland)
Saturday, December 23
Jacksonville at New York Giants 12:30
San Francisco at Denver 4:15
Buffalo at Seattle (ESPN) 8:35
Sunday, December 24
New York Jets at Baltimore 1:00
Arizona at Washington 1:00
Chicago at Detroit 1:00
Cincinnati at Philadelphia 1:00
Kansas City at Atlanta 1:00
Miami at New England 1:00
St. Louis at New Orleans 1:00
Tampa Bay at Green Bay 1:00
Pittsburgh at San Diego 4:05
Minnesota at Indianapolis 4:15
Carolina at Oakland 4:15

Monday, December 25
Dallas at Tennessee (ABC) 9:00

POSTSEASON SCHEDULE
Wild Card Weekend
December 30-31
Divisional Playoffs
January 6-7
Conference Championships
January 14
Super Bowl XXXV, Raymond James Stadium, Tampa Bay, Fla.
January 28
Pro Bowl, Honolulu, Hawaii
February 4

NATIONAL FOOTBALL LEAGUE

280 Park Avenue • New York, NY 10017 • (212) 450-2000 • (212) 281-7573 (Fax)

AMERICAN FOOTBALL CONFERENCE

BALTIMORE RAVENS
11001 Owings Mills Blvd.
Owings Mills, MD 21117
(410) 654-6200
(410) 654-6249 (FAX)

BUFFALO BILLS
Ralph Wilson Stadium
One Bills Drive
Orchard Park, NY 14127
(716) 648-1800
(716) 649-6446 (FAX)

CINCINNATI BENGALS
One Paul Brown Stadium
Cincinnati, OH 45204
(513) 621-3550
(513) 621-3570 (FAX)

CLEVELAND BROWNS
76 Lou Groza Boulevard
Berea, OH 44017
(440) 891-5000
(440) 891-5009 (FAX)

DENVER BRONCOS
13655 Broncos Parkway
Englewood, CO 80112
(303) 649-9000
(303) 649-9354 (FAX)

INDIANAPOLIS COLTS
7001 West 56th Street
Indianapolis, IN 46254
(317) 297-2658
(317) 388-0982 (FAX)

JACKSONVILLE JAGUARS
One Allteal Stadium Place
Jacksonville, FL 32202
(904) 633-6000
(904) 633-6050 (FAX)

KANSAS CITY CHIEFS
One Arrowhead Drive
Kansas City, MO 64129
(816) 920-9300
(816) 923-4719 (FAX)

OAKLAND RAIDERS
1220 Harbor Bay Parkway
Alameda, CA 94502
(510) 864-5000
(510) 864-5134 (FAX)

MIAMI DOLPHINS
Joe Robbie Stadium
7500 S.W. 30th St.
Davie, FL 33314
(954) 452-7010
(954) 452-7055 (FAX)

NEW ENGLAND PATRIOTS
60 Washington Street
Foxboro, MA 02035
(508) 543-8200
(508) 543-9053 (FAX)

NEW YORK JETS
1000 Fulton Avenue
Hempstead, NY 11550
(516) 560-8100
(516) 560-8197 (FAX)

PITTSBURGH STEELERS
Three Rivers Stadium
300 Stadium Circle
Pittsburgh, PA 15212
(412) 323-1200
(412) 323-2183 (FAX)

SAN DIEGO CHARGERS
Qualcomm Stadium
9449 Friars Road
San Diego, CA 92108
(619) 874-4500
(619) 292-2760 (FAX)

SEATTLE SEAHAWKS
11220 N.E. 53rd Street
Kirkland, WA 98033
(425) 827-9777
(425) 893-5108 (FAX)

TENNESSEE TITANS
Baptist Sports Park
460 Great Circle Rd.
Nashville, TN 37221
(615) 565-4000
(615) 565-4105 (FAX)

NATIONAL FOOTBALL CONFERENCE

ARIZONA CARDINALS
8701 South Hardy Drive
Tempe, AZ 85284-2800
(602) 379-0101
(602) 379-1821 (FAX)

ATLANTA FALCONS
One Falcon Place
Suwanee, GA 30024-2198
(770) 945-1111
(770) 945-6566 (FAX)

CAROLINA PANTHERS
800 South Mint Street
Charlotte, NC 28202
(704) 358-7000
(704) 358-7656 (FAX)

CHICAGO BEARS
1000 Football Drive
Halas Hall @ Conway Park
250 North Washington Road
Lake Forest, IL 60045
(847) 295-6600
(847) 295-8986 (FAX)

DALLAS COWBOYS
One Cowboys Parkway
Irving, TX 75063-4999
(972) 556-9900
(972) 556-9304 (FAX)

DETROIT LIONS
1200 Featherstone Road
Pontiac, MI 48342
(248) 335-4131
(248) 335-0764 (FAX)

GREEN BAY PACKERS
1265 Lombardi Avenue
Green Bay, WI 54304
(920) 496-5700
(920) 496-5712 (FAX)

MINNESOTA VIKINGS
9520 Viking Drive
Eden Prairie, MN 55344
(612) 828-6500
(612) 828-6540 (FAX)

NEW ORLEANS SAINTS
5800 Airline Drive
Metairie, LA 70003
(504) 733-0255
(504) 731-1888 (FAX)

NEW YORK GIANTS
Giants Stadium
East Rutherford, NJ 07073
(201) 935-8111
(201) 935-8493 (FAX)

PHILADELPHIA EAGLES
Veterans Stadium
3501 S. Broad Street
Philadelphia, PA 19148
(215) 463-2500
(215) 339-5464 (FAX)

SAN FRANCISCO 49ERS
4949 Centennial Boulevard
Santa Clara, CA 95054-1229
(408) 562-4949
(408) 727-2760 (FAX)

ST. LOUIS RAMS
1 Rams Way
St. Louis, MO 63045
(314) 982-7267
(314) 770-9261 (FAX)

TAMPA BAY BUCCANEERS
One Buccaneer Place
Tampa, FL 33607
(813)870-2700
(813) 878-0813 (FAX)

WASHINGTON REDSKINS
21300 Redskin Park Drive
Ashburn, VA 20147
(703) 478-8900
(703) 729-7605 (FAX)

READ ALL ABOUT IT!!

Patriots Football Weekly
THE OFFICIAL NEWSPAPER OF THE NEW ENGLAND PATRIOTS

Patriots fans can follow their favorite team all year long with a subscription to Patriots Football Weekly - the official newspaper of the New England Patriots. The nation's only full-color football newspaper, Patriots Football Weekly is published weekly throughout the season and monthly during the offseason and provides readers with exclusive insight to the New England Patriots. Each issue of Patriots Football Weekly is loaded with the latest news, game previews and reviews, feature stories, detailed statistics and full-color posters.

Readers will also enjoy weekly interviews with Head Bill Belichick and columns by nationally-known football writers Vic Carucci of *NFL Insider* and Paul Domowitch of the *Philadelphia Daily News*. All that is in addition to the behind-the-scenes information PFW readers have grown accustomed to reading each week. To subscribe to Patriots Football Weekly, all 1-800-494-PATS. All subscribers receive a free copy of the 2000 official Patriots Yearbook.

Additionally, PFW subscribers can read the newspaper online at: www.pfwonline.com

PFWonline will provide fans with everything they've come to expect from the newspaper along with frequent up-to-the minute news and updates, audio and video opportunities as well as faster delivery.

www.nfl.com

For an in depth look at the other 31 teams in the NFL, the latest news about the National Football League or scoring updates on Sunday's during the 2000 season, just type www.nfl.com

www.nflmedia.com

The NFL maintaines this site for all media to access league and team information. In addition, statistics, game summaries, weekly capsules and much, much more are available on this site.

PATRIOTS ON THE INTERNET - www.patriots.com

With the 2000 season, the Patriots once again offer one of the most advanced and exciting web sites in all of sports. In its sixth season, fans worldwide will enjoy a completely new-look Patriots.com. All the features like Bulletin Boards, Chat Rooms and daily news updates will remain but there's much more...

Patriots Video News is Patriots fans' digital eyes and ears. Watch streaming daily video updates with player interviews, in-depth analysis and action-packed video. It will pick up where the newspapers and the TV reports leave off. Watch the Patriots Video News every Monday, Wednesday and Friday during the season and get your late-breaking Patriots information direct-to-digital video show. Now in its fourth season.

Patriots.com Radio is new for 2000. Every Monday through Friday beginning in September, seven hours of original programming will begin at noon (Eastern) and end at 7 p.m. Fans will be able to interact with hosts and guest via phone and email.

Patriots Digital Gold Club -- The new online club for fans featuring exclusive access to archived and feature sections plus the HyperCD, every members' ticket to behind-the-scenes and exclusive video played right from their CD ROM drive.

Patriots LIVE! -- Video post-game shows of all prime time games and live coverage of Patriots press conferences.

Ultimate Game Analyzer is the game every Patriots fan will be talking about this season. Scout every upcoming opponent and match your football wits against other fans around the world in this one-of-a-kind game exclusively on Patriots.com.

MediaWorld -- The largest image, video and audio database of any sports team on the web

Patriots ProShop with thousands of items featuring the latest Patriots merchandise.

Online Auctions with great bargains on Patriots merchandise and special signed memorabilia with the proceeds going to the Patriots Charitable Foundation.

That's only a short list of the features on the new Patriots.com. Log in for a visit today.

Web site development by TWli. They can be contacted at (617) 964-7300.

Deal of the WEEK
ticketmaster.com

Check out
ticketmaster.com
each week for deals
on tickets

www.ticketmaster.com/dotw/

WE MAKE 110%

MATHEMATICALLY POSSIBL

EVALUATE | PRESCRIBE | IMPLEMENT | RECOVER | COMMIT

Want to give more during the game? You can find more power, speed and agility at TrainingforSport.com. A personalized set of drills based upon your current athletic ability can be your on-field advantage. It's simple math.

adidas

AININGFORSPORT.COM

thE patRiots
rOck Radio
netWork
(in stereo)
104.1 FM