




# NEW ENGLAND PATRIOTS MEDIA GUIDE

BUILDING  
EXCITEMENT IN  
**2001**



# MEDIA RELATIONS & COMMUNITY RELATIONS CONTACTS



**Stacey James**  
Director



**Anthony Moretti**  
Assistant Director



**Kathleen Whiteside**  
Assistant



**Tracey Goulet**  
Community Relations

The 2001 New England Patriots Media Guide has been prepared to assist all members of the media in their coverage of the Patriots during the 2001 season. Should you require additional information, further assistance or wish to arrange an interview, please contact a member of the Patriots media relations staff. For all community relations and player appearance requests, contact Tracey Goulet.

## MEDIA / COMMUNITY RELATIONS CONTACTS

Foxboro Stadium ★ 60 Washington Street ★ Foxboro, MA 02035 ★ 508-543-8200 ★ Fax: 508-543-9053

	Office Phone	Cell Phone	E-mail Address
Stacey James	(508) 384-9105	(508) 326-6868	staceyj@patriots.com
Anthony Moretti	(508) 384-9111	(508) 326-6870	anthonym@patriots.com
Kathleen Whiteside	(508) 384-9119		kathleenw@patriots.com
Tracey Goulet	(508) 384-9124		traceyg@patriots.com

## PATRIOTS 2001 SCHEDULE

### 2001 PRESEASON SCHEDULE

Date	Opponents	Eastern Time	Affiliate
Friday, Aug. 10	New York Giants	8:00 p.m.	WCVB
Sunday, Aug. 18	at Carolina Panthers	8:00 p.m.	WCVB
Saturday, Aug. 25	at Tampa Bay Buccaneers	7:30 p.m.	WCVB
Thursday, Aug. 30	Washington Redskins	8:00 p.m.	WCVB

### 2001 REGULAR SEASON SCHEDULE

Date	Opponent	Eastern Time	Network	Affiliate
Sunday, Sept. 9	at Cincinnati Bengals	1:00 p.m.	CBS	WBZ
Sunday, Sept. 16	at Carolina Panthers	1:00 p.m.	CBS	WBZ
Sunday, Sept. 23	New York Jets	4:05 p.m.	CBS	WBZ
Sunday, Sept. 30	Indianapolis Colts	1:00 p.m.	CBS	WBZ
Sunday, Oct. 7	at Miami Dolphins	1:00 p.m.	CBS	WBZ
Sunday, Oct. 14	San Diego Chargers	1:00 p.m.	CBS	WBZ
Sunday, Oct. 21	at Indianapolis Colts	1:00 p.m.	CBS	WBZ
Sunday, Oct. 28	at Denver Broncos	4:15 p.m.	CBS	WBZ
Sunday, Nov. 4	at Atlanta Falcons	1:00 p.m.	CBS	WBZ
Sunday, Nov. 11	Buffalo Bills	1:00 p.m.	CBS	WBZ
<b>Sunday, Nov. 18</b>	<b>St. Louis Rams</b>	<b>8:30 p.m.</b>	<b>ESPN</b>	<b>WCVB</b>
Sunday, Nov. 25	New Orleans Saints	4:05 p.m.	FOX	WFXT
Sunday, Dec. 2	at New York Jets	1:00 p.m.	CBS	WBZ
Sunday, Dec. 9	Cleveland Browns	1:00 p.m.	CBS	WBZ
Sunday, Dec. 16	at Buffalo Bills	1:00 p.m.	CBS	WBZ
<b>Saturday, Dec. 22</b>	<b>Miami Dolphins</b>	<b>1:30 p.m.</b>	<b>CBS</b>	<b>WBZ</b>

**BOLD** indicates nationally televised games

# 2001 MEDIA GUIDE INDEX

100 Games-Played .....	407	Internet .....	464
100-Yard Receivers .....	397	Last Time It Happened .....	268
100-Yard Receivers (opponent) .....	401	Last Time Playoffs .....	430
100-Yard Rushers .....	396	Longest Plays .....	394
100-Yard Rushers (opponent) .....	399	Monday Night Football .....	342
300-Yard Passers .....	398	New Stadium .....	2
300-Yard Passers (opponent) .....	402	NFL Directory .....	459
<b>2000 Year In Review</b> .....	245	NFL Schedule .....	462
Final Defensive Statistics .....	248	Overtime Games .....	340
Final Offensive Statistics .....	247	Patriots Cheerleaders .....	458
Game-by-Game Statistics .....	250	<b>Playoffs</b> .....	427
Game-by-Game Review .....	271	Game-by-Game .....	435
Honors and Awards .....	260	Tie Breaking Formula .....	429
NFL Standings .....	246	Records .....	431
Participation Chart .....	262	Pool Reporters .....	456
Starters .....	263	Preseason Television Network .....	455
Transactions .....	265	Prime Time Performances .....	342
<b>All-Time Results</b> .....	333	Pro Bowl Selections .....	295
Preseason .....	334	Pronunciation Guide .....	8
Regular Season .....	344	Radio Broadcast Network .....	454
Series .....	336	<b>Records</b> .....	385
Anniversary Teams .....	293	Consecutive .....	393
Attendance Figures by Year .....	343	Individual .....	386
Largest Crowds .....	336	Longest Plays .....	394
<b>Biographies</b> .....		Playoffs .....	431
Football Staff .....	17	Sacks .....	416
Draft Choices .....	220	Team .....	417
Executive Bios .....	9	Record When .....	249
Rookie & First-Year Free Agents .....	234	<b>Rosters</b> .....	241
Index .....	8	2001 Alphabetical .....	241
Veteran Players .....	45	2001 Numerical .....	243
Bryant College .....	457	All-Time .....	305
Calendar (Important Dates) .....	16	Staff Directory .....	6
Coaches All-Time Records .....	33	Trades .....	327
Coaches All-Time Roster .....	34	Training Camp .....	457
Draft (All-Time) .....	317	Year-by-Year Leaders .....	403
<b>Foxboro Stadium</b> .....	4		
Directions to .....	4		
Future Super Bowl Sites .....	16		
Hall of Fame .....	288		
Historical Highlights .....	296		
How the Patriots Were Built .....	44		

## 2001 PATRIOTS MEDIA GUIDE CREDITS

This media guide includes a compilation of information that has been gathered and preserved by each of the team's previous public relations departments. Many thanks to everyone who has helped prepare and preserve this information.

**Written By:** Anthony Moretti and Stacey James

**Graphic Design:** Michelle Muise

**Special Assistance:** Kathleen Whiteside, Andy Hart, Dave Gaylinn, Craig Farley, Casey Morrow and Casey O'Connell

**Advertising Sales:** Lou Imbriano

**Photos:** David Silverman and Tom Croke  
**Printed by:**



WordTech Corporation  
42 D Pleasant Street  
Stoneham, MA 02180




# BUILDING EXCITEMENT

Excitement is building in Foxboro. While the players and coaching staff focus on building a championship-contending team for their final season in Foxboro Stadium, just outside the stadium a construction team continues to build excitement as CMGI Field nears its completion. The Patriots will kick off their 2002 season in a magnificent, 68,000-seat, privately-financed football facility. It will be celebrated as the team's first state-of-the-art venue in


its 42-year history and will feature open concourse views to the field, an open plaza in one end zone, a distributed sound system throughout the stadium, better seats, better sights and three times the overall space. With a bridge to a lighthouse in the North Plaza end zone creating a signature view unique to New England, CMGI Field will be recognized as the premier entertainment venue in New England and the most fan-friendly football facility in the NFL.

**cmgi**  
**field**



2001





## OUT WITH THE OLD STADIUM FACTS IN WITH THE NEW

Approximately \$6 million

7,281

53,011

16 inches (Bench)

34

504

0

0

11,000

117

1

35 feet

6

3,600 square feet

1

29 feet x 29 feet

7.95 acres

10

10

0

167

115

Single Point Sound

Cost

Chairback Seats

Bench Seats

Width of Seats

Luxury Suites

Luxury Suite Seats

Club Seats

Club Lounges

Parking Spaces

Concession Points of Sale

Number of Concourses

Width of Concourses

Permanent Novelty Stands

Team Store

Video Screens

Size of Video Screens

Stadium Footprint

Men's Restrooms

Women's Restrooms

Family Restrooms

Port-a-Johns

Television Monitors

Sound System

Approximately \$325 million

68,000

0

19-21 inches (Chair)

80 (Ranging from 800-1800 sf)

2,000

6,000 (21 inches wide)

2 (60,000 sf each)

over 14,000

over 350

3

70 feet

15

6,000 square feet

2

48 feet x 27 feet

17.3 acres

22

22

16

0

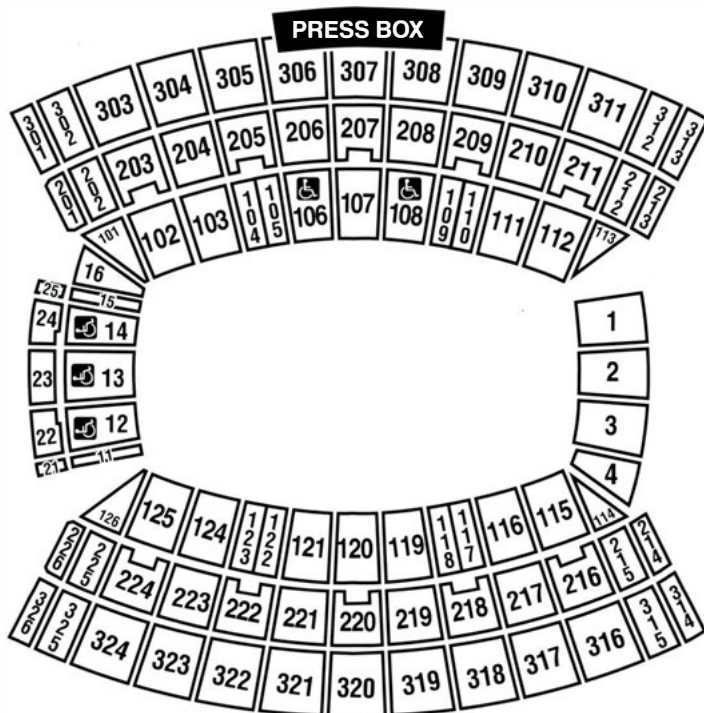
Over 1,000

Full Stadium Distributed Sound



# FOXBORO STADIUM

## STADIUM DIAGRAM



## DIRECTIONS TO FOXBORO STADIUM

The New England Patriots administrative offices are located at the north end of Foxboro Stadium. Visitors should enter Gate P4. For more detailed directions, please call (508) 543-8200. Below are directions from Logan Airport in Boston and T.F. Green Airport in Providence.

### From downtown Boston/Logan Airport:

Follow signs to the Sumner Tunnel (toll) to I-93 South. Take Interstate 93 south to Exit 1 (to Providence) approximately 18 miles. Exit 1 puts you on Interstate 95 South. Follow I-95 South for 7.4 miles to Exit 9 (Wrentham), which exits onto Route 1 South. Continue on Route 1 South for four miles. Foxboro Stadium is on the left. For access to the administration building, enter lot P4.

### From downtown Providence/T.F. Green Airport:


Exit T.F. Green airport following signs to I-95 North. Take I-95 North 26 miles to I-495 North (Exit 6B off I-95). Take I-495 North 2.6 miles to Route 1 North (Exit 14). Take Route 1 North 4.4 miles. Foxboro Stadium is on the right.






# PAST PATRIOTS HOMES



Boston University Field was the Patriots first regular season "home" when the Boston Patriots of the AFL debuted there from 1960-62.



Year	Home Field	Home Record	Overall Record
1960	Boston University Field	3-4-0	5-9-0
1961	Boston University Field	4-2-1	9-4-1
1962	Harvard Stadium	1-0-0	
	Boston University Field	5-1-0	9-4-1
1963	B.C. Alumni Stadium	1-0-0	
	Fenway Park	4-1-1	7-6-1
1964	Fenway Park	4-2-1	10-3-1
1965	Fenway Park	1-4-2	4-8-2
1966	Fenway Park	4-1-1	8-4-2
1967	San Diego Stadium	0-0-1	
	Fenway Park	2-4-0	3-10-1
1968	Legion Field, Birmingham	0-1-0	
	Fenway Park	2-4-0	4-10-0
1969	B.C. Alumni Stadium	2-5-0	4-10-0
1970	Harvard Stadium	1-6-0	2-12-0
1971	Schaefer Stadium	5-2-0	6-8-0
1972	Schaefer Stadium	2-5-0	3-11-0
1973	Schaefer Stadium	3-4-0	5-9-0
1974	Schaefer Stadium	3-4-0	7-7-0
1975	Schaefer Stadium	2-5-0	3-11-0
1976	Schaefer Stadium	6-1-0	11-3-0
1977	Schaefer Stadium	6-1-0	9-5-0
1978	Schaefer Stadium	5-3-0	11-5-0
1979	Schaefer Stadium	6-2-0	9-7-0
1980	Schaefer Stadium	6-2-0	10-6-0
1981	Schaefer Stadium	2-6-0	2-14-0
1982	Schaefer Stadium	3-1-0	5-4-0
1983	Sullivan Stadium	5-3-0	8-8-0
1984	Sullivan Stadium	5-3-0	9-7-0
1985	Sullivan Stadium	7-1-0	11-5-0
1986	Sullivan Stadium	4-4-0	11-5-0
1987	Sullivan Stadium	5-3-0	8-7-0
1988	Sullivan Stadium	7-1-0	9-7-0
1989	Sullivan Stadium	3-5-0	5-11-0
1990	Foxboro Stadium	0-8-0	1-15-0
1991	Foxboro Stadium	4-4-0	6-10-0
1992	Foxboro Stadium	1-7-0	2-14-0
1993	Foxboro Stadium	3-5-0	5-11-0
1994	Foxboro Stadium	5-3-0	10-6-0
1995	Foxboro Stadium	3-5-0	6-10-0
1996	Foxboro Stadium	6-2-0	11-5-0
1997	Foxboro Stadium	6-2-0	10-6-0
1998	Foxboro Stadium	6-2-0	9-7-0
1999	Foxboro Stadium	5-3-0	8-8-0
2000	Foxboro Stadium	3-5-0	5-11-0



# 2001 STAFF DIRECTORY

## Executive Administration

**Robert K. Kraft**, Chairman and Owner  
**Jonathan Kraft**, Vice Chairman  
**Andy Wasynczuk**, Senior Vice President and Chief Operating Officer

## Administration

**Richard Karelitz**, General Counsel  
**Jack Mula**, Director of Legal and Business Affairs  
**Jane Becker**, Legal Counsel  
**Marie Coukos**, Legal Counsel  
**Richard Miller**, Player Compensation Analyst  
**Joanne Nichols**, Human Resources Director  
**Alex Tsianatellis**, Business Contracts Administrator

## Coaching

**Bill Belichick**, Head Coach  
**Dante Scarnecchia**, Assistant Head Coach/Offensive Line  
**Romeo Crennel**, Defensive Coordinator  
**Charlie Weis**, Offensive Coordinator/Running Backs  
**Jeff Davidson**, Assistant Offensive Line  
**Ivan Fears**, Wide Receivers  
**Pepper Johnson**, Inside Linebackers  
**Eric Mangini**, Defensive Backs  
**Randy Melvin**, Defensive Line  
**Markus Paul**, Assistant Strength and Conditioning  
**Dick Rehbein**, Quarterbacks  
**Rob Ryan**, Outside Linebackers  
**Brad Seely**, Special Teams  
**Mike Woicik**, Strength and Conditioning

## Football Operations

**Ernie Adams**, Football Research Director  
**Ned Burke**, Coaching Assistant  
**Nick Carparelli**, Director of Operations  
**Brian Daboll**, Coaching Assistant  
**Berj Najarian**, Executive Administrator to Head Coach  
**Jimmy Dee**, Video Director  
**Fernando Neto**, Video Assistant  
**Matt Walsh**, Video Assistant  
**Don Brocher**, Equipment Manager  
**John Hillebrand**, Assistant Equipment Manager

## Player Personnel

**Scott Pioli**, Director of Player Personnel  
**Larry Cook**, Director of College Scouting  
**Andre Tippett**, Assistant Director of Pro Scouting  
**Lionel Vital**, Assistant Director of College Scouting  
**Bucko Kilroy**, Scouting Consultant  
**Jason Licht**, National Scout  
**Marvin Allen**, College Scout  
**Jake Hallum**, College Scout  
**Paul Pawlak**, College Scout  
**Matt Russell**, Pro Scout  
**Ken Sternfeld**, College Scout  
**Nancy Meier**, Personnel Administrator  
**Jay Muraco**, College Scouting Coordinator  
**Clay Barnett**, Personnel Assistant  
**Nick Caserio**, Personnel Assistant  
**Josh McDaniels**, Personnel Assistant  
**Bob Quinn**, Personnel Assistant

## Medical

**Ron O'Neil**, Head Trainer  
**Joe Van Allen**, Assistant Trainer and Director of Rehabilitation  
**Bertram Zarins, M.D.**, Team Physician

## Player Programs/Community Relations

**Don Lowery**, Vice President of Player Development and Community Affairs  
**Tracey Goulet**, Director of Community Relations  
**Josh Blumenthal**, New England Patriots Charitable Foundation Associate Director

## Finance

**Jim Hausmann**, Vice President Finance  
**Jim Nolan**, Director of Finance  
**Jim Wilson**, Controller  
**Ben Lentz**, Cash Manager  
**Rob MacDonald**, Accounting Manager  
**Michael Bromberg**, Staff Accountant  
**Susan Desrosiers**, Assistant  
**Maureen Doherty**, Assistant  
**Katie Mangus**, Staff Accountant  
**Ginnie Santucci**, Head Banker

## Ticket Office

**John Traverse**, Ticket Office Manager  
**Kate Delay**, Ticket Office Supervisor  
**Sarah Boyce**, Ticket Office Assistant  
**Michael Nichols**, CMGI Field Transition Project Manager

## Retail Operations

**Ken Flanders**, Director of Retail Operations  
**Mike Perriello**, Manager Pro Shop  
**Anthony Jardim**, Manager E-Commerce and Catalogue Sales  
**Sean Coogan**, Asst. Manager E-Commerce and Catalogue Sales  
**Brian O'Connor**, Assistant Manager Pro Shop

## Sales and Marketing

**Lou Imbriano**, Vice President of Marketing and Special Events  
**Samantha Bushy**, Sales Assistant  
**Chris Daniels**, Associate Producer  
**Jen Ferron**, Director of Promotions and Events  
**Gary Grodecki**, Director of Entertainment and Broadcast Productions  
**Murray Kohl**, Corporate Account Manager  
**Jon Levy**, Director of Sales  
**Joe Mariani**, Director of Sales  
**Kellie Jo Morton**, Marketing Assistant  
**Bill Nelsen**, Hospitality Manager  
**Gail Reinolda**, Marketing Fulfillment Manager  
**Christine Robillard**, Events Coordinator  
**Kathleen Ryder**, Marketing Coordinator  
**Peter Sinagra**, Corporate Sales Executive  
**Kelly Williams**, Broadcast and Promotions Manager  
**Ed Wright**, Corporate Sales Executive



# 2001 STAFF DIRECTORY

## CMGI Field Premium Seat Sales

**David Pearlstein**, Director of Premium Seat Sales  
**Melissa Aghjayan**, Sales Associate  
**Jeff Connors**, Sales Associate  
**Heather Johnson**, Sales Assistant  
**Brad Thornton**, Sales Associate

## Media Relations

**Stacey James**, Director of Media Relations  
**Anthony Moretti Jr.**, Assistant Director of Media Relations  
**Kathleen Whiteside**, Media Relations Assistant  
**Andy Hart**, Graduate Assistant  
**David Silverman**, Team Photographer

## Patriots Football Weekly/Patriots.com

**Fred Kirsch**, Publisher/Editor-in-Chief and Director of Interactive Media  
**Trent Adams**, Producer of New Media  
**Shane Donaldson**, Circulation Assistant/Contributing Writer  
**Robert Doyle**, Patriots Video News Editor  
**David Dudek**, Webmaster  
**Shawn Dunn**, Sales Account Supervisor  
**Carrol Hardy**, Circulation Manager  
**Leslie Kestenbaum**, Graphics Production Assistant  
**Bryan Morry**, Editor  
**Michelle Muise**, Art Director  
**Paul Perillo**, Assistant Editor  
**David Querzoli**, Host/Producer

## Patriots Cheerleaders

**Tracy Sormanti**, Director of Cheerleaders

## Information Technology

**Paul Concannon**, IT Manager  
**Dan Famosi**, Senior Developer  
**Steve Masi**, Senior Developer  
**Rick O'Hare**, Senior Network Administrator

## Foxboro Stadium Associates

**Dan Murphy**, General Manager  
**Mark Boss**, Field Operations  
**George Boyagian**, Catering  
**Dennis Brolin**, Field Superintendent  
**John Burchell**, Building Services  
**Seth Bussaglia**, Field Operations  
**Sean Cardin**, Catering  
**Jacques Caron**, Field Operations  
**Jeff Davenport**, Concessions Manager  
**Steve Frazer**, Building Services  
**Steve Freeman**, Building Services  
**Jeremy Fuller**, Field Operations  
**Al Labelle**, Catering Manager  
**Charles London**, Director of Stadium Operations  
**Frank Mendes**, Assistant Director of Security  
**Edie Myers**, Stadium Operations  
**Al Parillo**, Stadium Parking  
**Daryl Smith**, Administration Manager  
**Mike Titus**, Project Manager  
**Dale Vose**, Building Services Supervisor  
**Chris Wheeler**, Assistant to General Manager

## Administrative Support

**Kim Norton**, Executive Assistant to the Owner  
**Ann Thompson**, Administrative Assistant to Sr. V.P. and C.O.O.  
**Jeanne Glynn**, Office Staff  
**Sheila Tisdale**, Office Staff

## CMGI Field

**Tim McManus**, Program Director  
**Ted Fire**, Director of Administration  
**David Hamill**, Project Control Manager  
**Dan Krantz**, Director of Site Development  
**Kevin Luczkow**, Construction Administration Manager  
**Casey MacDonald**, Administrative Assistant  
**Mark Negrotti**, Project Manager Site Development  
**Bernie Reinhart**, Building Services Manager

## BETTER SEATS. BETTER SIGHTS. BETTER HURRY.



For eight years, every Patriots game has been sold out. With season ticket holders assured an opportunity to renew their accounts for seating in CMGI Field and nearly 40,000 fans currently on the season ticket waiting list, the only seats still available at CMGI Field are the Club Memberships, which include the best seats in the house and access to either of the 60,000-square-foot Clubs 365 days a year. But, seats are limited, so you better hurry. For more information on how you can take advantage of this opportunity, please call a premium seat representative at (617) 434-PATS.



# BIOGRAPHICAL INDEX

NAME	Page	NAME	Page	NAME	Page
Adams, Ernie .....	40	Holloway, Jabari .....	225	Paulk, Jeff .....	175
Akbar, Hakim .....	227	Holmberg, Rob .....	118	Pawlak, Paul .....	39
Allen, Marvin .....	39	Huard, Damon .....	120	Paxton, Lonie .....	176
Andruzzi, Joe .....	46	Imbriano, Lou .....	14	Pioli, Scott .....	35
Beadles, Terrance .....	234	Inzer, Drew .....	237	Pleasant, Anthony .....	177
Belichick, Bill .....	18	Isabelle, Yubrenal .....	238	Pochman, Owen .....	231
Bishop, Michael .....	47	Izzo, Larry .....	124	Rawlings, Josh .....	238
Bledsoe, Drew .....	49	Jackson, Curtis .....	126	Redmond, J.R. ....	180
Bowie, Larry .....	75	Johnson, Charles .....	127	Rehbein, Dick .....	26
Brady, Tom .....	76	Johnson, Garrett .....	130	Robinson-Randall, Greg .....	183
Brocher, Don .....	42	Johnson, Lee .....	131	Ruegamer, Grey .....	184
Brown, Troy .....	77	Johnson, Pepper .....	23	Russell, Matt .....	38
Bruschi, Teddy .....	85	Johnson, Ted .....	136	Rutledge, Rod .....	184
Burke, Ned .....	32	Jones, Kenyatta .....	224	Ryan, Rob .....	27
Carparelli, Nick .....	41	Jones, Tebucky .....	140	Sayler, Jace .....	239
Chatham, Matt .....	89	Katzenmoyer, Andy .....	142	Scarnecchia, Dante .....	28
Compton, Mike .....	89	Kilroy, Bucko .....	36	Seely, Brad .....	29
Cook, Larry .....	36	Klemm, Adrian .....	144	Serwanga, Kato .....	186
Costello, Brad .....	234	Kraft, Jonathan .....	12	Seymour, Richard .....	220
Crennel, Romeo .....	21	Kraft, Robert .....	10	Shaw, Terrance .....	188
Daboll, Brian .....	32	Law, Ty .....	145	Simmons, Tony .....	190
Dalton, Antico .....	235	Licht, Jason .....	38	Small, Torrance .....	192
Daniels, Ronney .....	235	Light, Matt .....	221	Smith, Antowain .....	196
Davidson, Jeff .....	22	Looker, Dane .....	150	Smith, Otis .....	200
Davis, Adam .....	236	Love, Arther .....	228	Spies, Greg .....	204
Davis, Shockmain .....	91	Lowery, Don .....	15	Sternfeld, Ken .....	40
Dee, Jimmy .....	43	Mangini, Eric .....	24	Stevens, Matt .....	206
Edwards, Marc .....	92	McGinest, Willie .....	151	Tippett, Andre .....	37
Edwards, Robert .....	94	McWilliams, Johnny .....	157	Tuitele, Maugaula .....	239
Eitzmann, Chris .....	97	Melvin, Randy .....	25	Turner, T.J. ....	232
Emanuel, Bert .....	97	Milloy, Lawyer .....	159	Van Allen, Joe .....	42
Faulk, Kevin .....	100	Mitchell, Brandon .....	164	Vinatieri, Adam .....	208
Fears, Ivan .....	22	Morey, Sean .....	166	Vital, Lionel .....	37
Gatrell, Rob .....	236	Myers, Leonard .....	229	Vrabel, Mike .....	214
George, Tony .....	104	Najarian, Berj .....	41	Walsh, Matt .....	43
Glenn, Terry .....	106	Neto, Fernando .....	43	Wasynczuk, Andy .....	13
Grimes, Reggie .....	113	Nugent, David .....	167	Weis, Charlie .....	30
Hadenfeldt, Dan .....	237	O'Neil, Ron .....	41	Wiggins, Jermaine .....	215
Hallum, Jake .....	39	Osborne, Chuck .....	168	Williams, Brock .....	223
Hamilton, Bobby .....	113	Panos, Joe .....	169	Williams, Grant .....	217
Harris, Antwan .....	116	Parker, Riddick .....	170	Williams, Walter .....	240
Hausmann, Jim .....	14	Pass, Patrick .....	172	Woicik, Mike .....	32
Hill, Ray .....	117	Patten, David .....	173	Woody, Damien .....	218
Hillebrand, John .....	42	Paul, Markus .....	26		

## PATRIOTS PRONUNCIATION CHART

<b>Hakim Akbar</b> .....	..ha-KEEM	<b>Owen Pochman</b> .....	..POTCH-man
<b>Tedy Bruschi</b> .....	..BREW-ski	<b>Grey Ruegamer</b> .....	..ROO-gah-mer
<b>Larry Bowie</b> .....	..BOO-ee	<b>Kato Serwanga</b> .....	..kah-TOE SIR-wahn-gah
<b>Chris Eitzmann</b> .....	..ITES-man	<b>Antowain Smith</b> .....	..AN-twon
<b>Jabari Holloway</b> .....	..jah-BAR-ee	<b>Maugaula Tuitele</b> .....	..MAH-gah-oola TOO-eh-tele
<b>Damon Huard</b> .....	..HUE-ard	<b>Adam Vinatieri</b> .....	..VIN-a-TERRY
<b>Yubrenal Isabelle</b> .....	..YOU-bren-al		





NEW ENGLAND PATRIOTS

# EXECUTIVE BIOS





## ROBERT KRAFT

### CHAIRMAN AND OWNER



As he begins his eighth year of ownership of the New England Patriots, Robert Kraft has become one of the NFL's most influential and respected leaders. In 1998, he was appointed the chairman of the league's Finance Committee and played a leading role as a member of the Television and Broadcast Committee, which negotiated the most lucrative broadcast contract in the history of sports. Most recently, he was instrumental in the passing of a league proposal to unite the league's Internet ventures, which will allow revenues to be divided evenly among the teams. He also serves on the Enterprise Committee and Management Council Committee.

Kraft's pursuit toward ownership of the Patriots began in 1988 when he purchased the team's current stadium out of bankruptcy court. With a binding lease through 2001, the acquisition proved to be an invaluable asset.

In January of 1994, the fate of the New England Patriots rested in his hands. A Patriots fan since the team's early AFL days in Boston and a season ticket holder since 1971, Kraft faced the most difficult business decision of his career. He could commit nearly \$200 million of family resources to purchase the Patriots, or accept a \$75 million buyout offer to void the final years of the team's stadium lease, an offer that would allow team owners to move the franchise out of New England.

On Jan. 21, 1994, Kraft passed on the buyout offer, choosing instead to make an 11th-hour bid to buy the team by offering the highest purchase price in the history of the NFL. The sale met league approval on Feb. 25, 1994. The following day, season tickets for the 1994 season went on sale and Patriots fans showed their support of Kraft's decision in record numbers. By the end of that first business day, amidst a winter nor'easter, 5,958 season ticket orders had been made, shattering the previous single-day sales record of 979. That show of support validated Kraft's decision to buy the team and gave him the confidence to focus on another long-term project: the construction of a state-of-the-art football facility.

In 2000, 12 years after Kraft began his pursuit of owning and operating the New England Patriots and six years after committing a record amount to

purchase the team, Kraft committed another \$325 million to privately finance a 68,000-seat state-of-the-art stadium. When completed in 2002, CMGI Field's creative design will offer the NFL's most fan-friendly views of the field and will feature a distinctive New England theme, with a lighthouse and a seafaring bridge creating a signature view in the north end zone.

Kraft first became a fan of the Boston Patriots in their AFL days during the early 1960s. He attended games at each of the team's Boston venues, which included Boston University Field, Fenway Park, B.C. Alumni Stadium and Harvard Stadium. When the team moved to Foxboro, he invested in season tickets for his family. It is the memories and experiences shared with other Patriots fans over the last 40 years that gives Kraft such satisfaction in building a new stadium that the players and fans will be proud to call home.

In 1994, Kraft inherited a team whose payroll in 1993 was the lowest in the NFL. Upon taking ownership, Kraft immediately provided the financial resources needed to build a championship-contending team. As a result, the Patriots fielded four playoff teams in Kraft's first five seasons of ownership and won two division titles and a conference title. His personal investment in the team restored the faith of Patriots fans and rejuvenated interest throughout New England. In 1994, season ticket sales soared to new heights, eclipsing 40,000 for the first time in franchise history. By the start of his first season, every game was sold out, a feat that had not been accomplished in the franchise's previous 34 seasons. That meant that the local broadcast blackout would be lifted and every Patriots game, home and away, would be televised throughout New England for the first time in team history, an invaluable benefit to fans throughout the region.

In his first year of ownership, Patriots fans were rewarded with a dramatic playoff race when the team put together a season-ending, seven-game win streak that propelled them into the playoffs for the first time in eight years. In just one year, the Patriots had taken a quantum leap.

In 1996, the Patriots won their first division title in 10 years and hosted just their second playoff game in franchise history, scoring a resounding 28-3



victory over the Pittsburgh Steelers. The following week, the Patriots hosted the franchise's first conference championship game and advanced to Super Bowl XXXI with a 20-6 victory over Jacksonville.

In 1997, the Patriots repeated as division champions for the first time in franchise history and hosted Miami in the first round of the playoffs. The Patriots improved to 3-0 in home playoff games during Kraft's ownership with a 17-3 victory. A one-point loss in the divisional playoff game at Pittsburgh the following week kept the Patriots from hosting their second consecutive AFC Championship Game and from defending their conference title. In 1998, the Patriots returned to the playoffs for a third consecutive year, another franchise first.

Now in his eighth season as owner, Kraft has seen the popularity and support for the Patriots continue to grow to unprecedented levels. Once again, every Patriots game sold out prior to the start of the season. By the end of the 2001 regular season, the Patriots will have extended their consecutive sellout streak to 81 games, including preseason and postseason games. For purposes of comparison, consider that there are 70 percent more fans on the Patriots season ticket waiting list (approximately 40,000) than there were season ticket holders (28,954) in 1993.

A native of Brookline, Mass., Kraft attended local public schools before entering Columbia University

on an academic scholarship. Upon graduation, he received a fellowship to attend the Harvard School of Business, where he earned a master's degree in business administration.

Kraft began his business career with the Rand-Whitney Group, Inc. of Worcester, Mass., a company he later acquired. In 1972, he founded International Forest Products, a trader of paper commodities that now does business in over 80 countries around the world. Together, Rand-Whitney and International Forest Products comprise one of the largest privately owned paper and packaging companies in the United States. In 1998, he founded the Kraft Group to serve as the holding company for the family's varied business interests, whose holdings include the Rand-Whitney Group, Rand-Whitney Containerboard, International Forest Products, the New England Revolution and a portfolio of more than 30 private equity investments.

Over the past 25 years, the Krafts have been among Boston's most philanthropic families, donating millions of dollars in support of local charities and civic affairs. Robert serves on the Executive Committee of the Dana-Farber Cancer Institute and established the Robert K. Kraft Family Blood Donor Center. He also served on the Board of Overseers of the Boston Symphony Orchestra, is a trustee of his alma mater at Columbia University and serves on the Board of Directors of many other philanthropic institutions.



At last year's Pro Football Hall of Fame game, Robert and Jonathan Kraft (Center Right to Left) visited with two Patriots Hall of Famers, John Hannah and Mike Haynes.





## JONATHAN KRAFT

### VICE CHAIRMAN



Jonathan A. Kraft is now in his eighth season with the Patriots. As Vice Chairman, he oversees the overall development of each department within the organization and assists in their strategic planning. He also works closely with his father to represent the Patriots in all league matters.

He has played an integral role in the two biggest developments in the franchise's recent history. In 1994, he was a key figure in the negotiations that led to the family's purchase of the Patriots and saved the team from an inevitable move out of New England. Then, in 1999, he was instrumental in the team's efforts to receive town approval to build a new, privately-financed \$325 million stadium. On Dec. 6, 1999, the Town of Foxboro voted overwhelmingly in support of the proposal, giving the team final approval to begin the project. It is safe to say that over the past seven years, no one has contributed more time or energy exploring long-term stadium solutions for the Patriots. Now, with CMGI Field set to open in 2002, Patriots fans will finally be able to attend games in a state-of-the-art facility in Foxboro for generations to come, ending 40 years of Patriots instability and uncertainty.

Over the last few years, Kraft has worked diligently with stadium designers to create the model for one of the most fan-friendly football facilities ever built and is credited with developing a creative financing plan that will prevent the need for personal seat licenses to finance the project. The construction project has also drawn praise for its innovative environmental practices, including the "daylighting" of the Neponset River, a new wastewater treatment facility, the recycling of water use and the recycling of on-site resources and materials.

Also to the benefit of Patriots fans locally, nationally and internationally, Kraft initiated multi-media outlets designed to give Patriots fans unprecedented access to follow their favorite team. In March of 1995, the team's official web site, [www.patriots.com](http://www.patriots.com) debuted. It was the first web site introduced by a professional sports team. The site continues to be among the most aggressive in

introducing new technologies. In 1997, the site launched the first nightly streaming video by a sports team. This year, Patriots Video News will continue to broadcast a nightly Patriots report at 7:00 p.m. ET. The shows are cataloged and are available to view throughout the season. In addition, fans can tune in to watch Patriots Live!, featuring live feeds of every major press conference.

In April of 1995, the team began publishing the franchise's first full-color team newspaper, *Patriots Football Weekly*. It remains the only full-color weekly publication offered by an NFL team and is the first of its kind in professional sports. It appears on newsstands throughout New England and is distributed to Patriots fans internationally. In just six years, the publication's circulation has grown exponentially and now ranks among the league's top three team newspapers.


In addition to his role with the Patriots, Kraft also plays a leading role in each of the family's other business pursuits as the President and Chief Operating Officer of the Kraft Group. The Kraft Group is the holding company of Rand-Whitney Containerboard, the Rand-Whitney Group, International Forest Products, the New England Revolution and a portfolio of more than 30 private equity investments.

He has helped bring world class events to Foxboro Stadium, including the following major concerts: The Rolling Stones, Aerosmith, Elton John, Billy Joel, Pink Floyd and The Dave Matthews Band. For his efforts, the Greater Boston Convention and Visitors Bureau, Inc. presented Kraft with the "Spirit of Tourism" Award for promoting tourism and economic activity in the Commonwealth.

A Williams College graduate, Kraft received his MBA from the Harvard School of Business. He is on the Board of Directors for several organizations, including the Massachusetts Sports Partnership and the Genesis Fund. He is also on the Board of Trustees for the Belmont Hill School.

Jonathan and his wife, Patti, have two children, Harry and Sadie.





## **ANDY WASYNCZUK**

**SENIOR VICE PRESIDENT**  
**CHIEF OPERATING OFFICER**



Andy Wasynczuk, now in his eighth season with the Patriots, was appointed Senior Vice President and Chief Operating Officer in 1999. As COO, he oversees the daily operations of each department in the organization.

For the past two years, he has also served as the team's primary representative in overseeing all developments during the construction of CMGI Field, including the naming rights negotiations for the state-of-the-art 68,000-seat stadium that will be home to the New England Patriots and the New England Revolution beginning in 2002. His diligent work with local officials and project consultants has been paramount in the efforts to keep the construction project on time and on budget. He has also played an important role in the integration of many environmentally conscious initiatives that, when completed, will provide tremendous environmental and economic benefits to the region.

In addition, he also manages the team's salary cap, working in concert with Bill Belichick and Scott Pioli on all personnel signings. With the assistance of Jack Mula, Wasynczuk oversees all contract negotiations.

In addition to his Patriots commitments, Wasynczuk also has responsibilities to the National Football League as a member of the league's Technology Committee.

Prior to joining the Krafts' organization, Wasynczuk was a consultant at Bain and Company

in Boston, an internationally recognized consulting firm. At Bain, he developed market strategies and business plans for international corporations in the packaging and financial service industries. In January 1989, he joined Foxboro Stadium Associates as the Chief Operating Officer. Over the last 13 years, his responsibilities in that capacity have included the overall management of the stadium and the long-term development of the stadium complex. Since his arrival, Foxboro Stadium has been among the busiest outdoor stadium entertainment venues in the world. Home to the New England Patriots and New England Revolution, the stadium has hosted hundreds of sporting events, as well as some of the largest touring concerts in the nation. In 1994, Wasynczuk played an important role in attracting the World Cup to Foxboro.

Wasynczuk earned a bachelor's and a master's degree in electrical engineering from Case Western Reserve University. In 1983, he added a second master's degree in business administration from the Harvard Business School.

He is active in a variety of community activities, including the Board of Directors for the Marketplace Network. He is a frequent guest speaker at local community service organizations and various academic institutions.

Andy and his wife, Rebecca, have three children and reside in Westwood, Mass.





## **JIM HAUSMANN**

### **VICE PRESIDENT FINANCE**



Jim Hausmann, now in his 10th season with the Patriots, was appointed Vice President of Finance on Jan. 21, 1994.

His primary duty as Chief Financial Officer is to oversee all financial activity involving the organization's football and stadium operations. In 1996, his role was expanded to include the financial operations for the New England Revolution, the Major League Soccer franchise the Krafts took ownership of in 1995. He reports directly to both Robert and Jonathan Kraft on all matters involving the financial aspects of the Patriots, the Revolution and Foxboro Stadium.

Hausmann and his staff are also responsible for the financial and construction accounting of CMGI Field.

Hausmann joined the Patriots on May 17, 1992 as its Vice President and Chief Financial Officer. In 1993, he

was named the Executive Vice President of Business Operations.

Before joining the Patriots, Hausmann was employed as a senior audit manager with the international accounting firm of Deloitte, Haskins & Sells (now Deloitte & Touche). He worked in their St. Louis, Mo. office from 1970-84 and again from 1990-92. He took a brief hiatus from the accounting firm from 1985-89 when he was named the chief financial officer of a regional stock brokerage firm in St. Louis.

Hausmann graduated from Southern Illinois University in 1970 with a bachelor's degree in business administration and accounting. In 1973, he earned his CPA certificate while working at Deloitte.

Jim and his wife, Terri, have three children and reside in Foxboro, Mass.



## **LOU IMBRIANO**

### **VICE PRESIDENT MARKETING AND SPECIAL EVENTS**



Lou Imbriano joined the Patriots in 1997 when he was named the director of marketing and special events. After just three seasons, he was promoted to Vice President. In his current role, he oversees all aspects of marketing and any special events involving the Patriots, Revolution, CMGI Field, Foxboro Stadium or Spooky World.

He is the principal negotiator for corporate sponsorships, including the naming rights sponsorships associated with the new stadium. He also oversees the marketing, sales and special events staffs that handle the marketing efforts for all of the Kraft family's sports and entertainment ventures. His staff's responsibilities include all sales initiatives, Club Membership sales, marketing programs, advertising, promotions, event planning and implementation, as well as game entertainment.

He has implemented a number of successful ongoing events for the Patriots, including the creation of the Patriots Experience, an interactive football theme

park that is enjoyed by families in the festival area before each Patriots game and during the summer at the team's training camp. He is also credited with the initiation of the Patriots Charitable Foundation Annual Golf Tournament, a tournament that has raised over \$1 million in the past four years to support charitable causes throughout New England.

Prior to joining the Patriots, he played an integral role in the development of Sports Radio WEEI in Boston. As the marketing director and program coordinator, he was responsible for implementing all marketing campaigns, station promotions, events and programming concepts. While at WEEI, he created the highly acclaimed Sports Jam, a sports interactive fan festival in which all five Boston professional sports teams participated as a joint event. He also formed the "A-Team," which has become one of the highest rated sports radio programs in the history of Boston radio. The Hot Dog Safari, a charitable sports fan event that grew from a party of 200 into a 35,000-person event, was another



Imbriano production. The Safari has raised over a million dollars for the Joey Fund/Cystic Fibrosis Foundation.

Imbriano graduated from Boston College in 1987 and began working as a sports producer for WHDH radio in Boston. He produced all of the station's sports talk shows and sports specials, including the broadcasting of the New England Patriots football games. After four years at WHDH, he joined WEEI as the executive producer for Boston's only all-sports radio station. In 1994, he was promoted to station management as the marketing director and program coordinator.

From 1992-96, he co-created "The Phantom Gourmet," a food and dining television program, and served as the executive producer for Tuesday Night Football. His role for these two television programs included the creation of programming content,

promotions, marketing and sales of the programs. He also negotiated placement of the shows on television and cable outlets.

Over the years, Imbriano has also played an important role in creating and/or producing the following events: the Dee Brown Slam Dunk Tour, An Evening with Boston Super Stars, WEEI Madness, Jambalaya Crusade, Patriots Kickoff Gala, New England Revolution Soccer Celebration, Team 850 Racing, WEEI Celebrity Golf Tournament, Ciao-Chow Bambino and a multitude of charitable events that have cumulatively raised over \$4 million for deserving charities and foundations. He also serves on the advisory board at Children's Hospital.

Lou and his wife, Patricia, have a daughter, Victoria, and a son, Antonio.



Showing his commitment to developing a model for player programs in the league, Robert Kraft appointed Don Lowery as Vice President of Player Development and Community Affairs on March 9, 1998.

In his current role, Lowery oversees the operation of the team's player program activities, including continuing education, financial education, career internship and family assistance. He also manages an initiative between the team and Northeastern University that includes intensive training in understanding and preventing domestic violence. Lowery is responsible for the management of all the team's community outreach efforts, including directing the work of the New England Patriots Charitable Foundation.

Lowery originally joined the Patriots in March of 1994 as the director of public and community relations. In 1997, he was promoted to Vice President. He continued to serve as the team's spokesperson and placed greater emphasis on directing the team's activities within the community, including public appearances and charitable donations. The promotion also brought more responsibility in his involvement with the New England Patriots Charitable Foundation and the team's public affairs projects.

Before joining the Patriots, Lowery spent five years as a newspaper reporter for the Roanoke (Va.) Times & World News, the Norfolk Ledger Star, the Arizona Republic in Phoenix and the Boston Globe. In his various positions, he worked as general assignment

reporter and covered education, government and business. From 1982 through 1991, he was Director of Public Affairs and Editorials for WHDH-TV, the CBS (now NBC) affiliate in Boston. In that position, he was responsible for overseeing the development and production of the station's public affairs programming and writing and delivering the station's editorials. Following his work in television, Lowery spent two years working as a public finance investment banker in Boston for Lazard Freres & Co. and First Albany Corp.

During his career in journalism, Lowery was the recipient of several awards, including prizes for outstanding editorial writing from the Associated Press, United Press International and Lincoln University. In addition, he twice received the Emmy Award from the New England Chapter of the National Academy of Television Arts and Sciences for outstanding editorials.

Lowery serves on the board of directors of several non-profit organizations, including Boston Partners in Education, Big Brother Association of Greater Boston, the Steppingstone Foundation and the Massachusetts Amateur Athletic Association. He is also an overseer of the Boys and Girls Clubs of greater Boston.

Lowery graduated from Wesleyan University in Middletown, Conn. in 1977 with a bachelor's degree in economics.

Donald Lowery was born on Jan. 6, 1956 in Chicago, Ill. He is single and resides in Boston.



# 2001-02 CALENDAR OF EVENTS

## 2001

- June 1 Deadline for old clubs to send tender to unsigned unrestricted free agents to receive exclusive negotiating rights for rest of season if player is not signed by another club by July 15.
- June 1 Deadline for old clubs to send tender to unsigned restricted free agents or to extend qualifying offer to retain exclusive negotiating rights.
- June 15 Deadline for old clubs to withdraw original qualifying offer to unsigned restricted free agents and still retain exclusive negotiating rights by substituting tender of 110 percent of previous year's salary.
- June 23 NFL Europe League regular season ends.
- June 30 World Bowl 2001, Amsterdam, The Netherlands.
- July 22 Signing period ends at 4:00 PM ET for unrestricted free agents who received June 1 tender.
- July 23 Patriots rookies report to training camp.
- July 26 Patriots open training camp.
- Aug. 6 Pro Football Hall of Fame Game – Miami Dolphins vs. St. Louis Rams.
- Aug. 10 Patriots vs. New York Giants (8:00 p.m.)
- Aug. 18 Patriots at Carolina Panthers (8:00 p.m.)
- Aug. 23 Patriots break training camp.
- Aug. 25 Patriots at Tampa Bay Buccaneers (7:30 p.m.)
- Aug. 27 American Bowl, Mexico City, Mexico – Dallas Cowboys vs. Oakland Raiders.
- Aug. 28 Roster cut-down to maximum 65 players on active list by 4 p.m. EDT.
- Aug. 30 Patriots vs. Washington Redskins (8:00 p.m.)
- Sept. 2 Roster cut-down to maximum of 53 players on active/inactive list by 4 p.m. EDT. NFL Europe League exemptions expire.
- Sept. 3 After 4 p.m. EDT, clubs may establish a practice squad of five players by signing free agents who do not have an accrued season of free agency credit.
- Sept. 9-10 Kickoff 2001 Weekend.
- Sept. 9 Patriots at Cincinnati Bengals (1:00 p.m.)
- Sept. 16 Patriots at Carolina Panthers (1:00 p.m.)
- Sept. 23 Patriots vs. New York Jets (4:05 p.m.)
- Sept. 30 Patriots vs. Indianapolis Colts (1:00 p.m.)

- Oct. 7 Patriots at Miami Dolphins (1:00 p.m.)
- Oct. 14 Patriots vs. San Diego Chargers (1:00 p.m.)
- Oct. 16 All trading ends at 4 p.m. ET
- Oct. 21 Patriots at Indianapolis Colts (1:00 p.m.)
- Oct. 28 Patriots at Denver Broncos (4:15 p.m.)
- Nov. 4 Patriots at Atlanta Falcons (1:00 p.m.)
- Nov. 11 Patriots vs. Buffalo Bills (1:00 p.m.)
- Nov. 18 Patriots vs. St. Louis Rams (8:30 p.m.)
- Nov. 25 Patriots vs. New Orleans Saints (4:05 p.m.)
- Dec. 2 Patriots at New York Jets (1:00 p.m.)
- Dec. 9 Patriots vs. Cleveland Browns (1:00 p.m.)
- Dec. 16 Patriots at Buffalo Bills (1:00 p.m.)
- Dec. 22 Patriots vs. Miami Dolphins (1:30 p.m.)
- Dec. 31 Regular season ends.

## 2002

- Jan. 5-6 Wild Card Weekend.
- Jan. 12-13 Divisional Playoffs.
- Jan. 20 Conference Championships.
- Jan. 27 Super Bowl XXXVI, New Orleans, LA.
- Feb. 3 AFC-NFC Pro Bowl, Honolulu, HI.
- Feb. 21 Waiver system begins for 2002. (Tentative)
- Feb. 28 Expiration of all player contracts due to expire in 2002. (Tentative)
- Feb. 28 - March 4 NFL Combine at RCA Dome in Indianapolis, IN.
- March 1 Free Agency period begins. (Tentative)
- August Patriots open CMGI Field.

## FUTURE SUPER BOWL SITES

### January 26, 2003

Super Bowl XXXVII, Qualcomm Stadium, San Diego, CA.

### February 1, 2004

Super Bowl XXXVIII, Reliant Stadium, Houston, TX.

### February 6, 2005

Super Bowl XXXIX, ALLTEL Stadium, Jacksonville, FL.

### February 5, 2006

Super Bowl XL, Ford Field, Detroit, MI.






**NEW ENGLAND PATRIOTS**

# **FOOTBALL STAFF**





# BILL BELICHICK

## HEAD COACH

**27<sup>TH</sup> COACHING SEASON**  
**27<sup>TH</sup> NFL SEASON**  
**3<sup>RD</sup> PATRIOTS SEASON**  
**7<sup>TH</sup> HEAD COACHING SEASON**



Any successful construction project begins with a sound architectural plan and requires a solid foundation to support the project.

On Jan. 27, 2000, the New England Patriots hired one of the league's most respected defensive architects when they named Bill Belichick as the franchise's 14th head coach. In his first season, Belichick worked diligently to fortify the foundation of the team while implementing an overall philosophy that will help the Patriots compete for future championships. During the 2000 season, the Patriots added over 30 new players to the roster, many of whom are expected to make significant contributions in the team's rebuilding efforts. In his first season, the Patriots set a team record by having 13 of their 16 games played decided by eight points or less. Never had so many Patriots games been decided by such a small margin in the course of a season, but the Patriots were only 4-9 in those games. One marked area of improvement was the team's overall reduction in turnovers, dropping from 33 in 1999 to just 25 in 2000 (fourth-best in franchise history).

Now in his 27th season in the NFL, Belichick has earned a reputation for being one of the league's elite game strategists whose defensive game plans have consistently been credited for defusing some of the league's most potent offenses. Since 1981, nine of his teams have qualified for the playoffs, claiming two Super Bowl titles, three conference titles, and five division titles. His last conference title was earned in 1996 when he helped the Patriots rebound from a 6-10 finish in 1995 to 11-5 in 1996 after he was added to Bill Parcells' staff as an assistant head coach.

He rejoined the Patriots after three seasons with the New York Jets, where his defenses were widely credited for New York's intra-division success against the high-octane offenses of the Patriots, Dolphins, Bills and Colts. In 1999, his defensive game plan against the Patriots in Week 10 became a blueprint for success for the Patriots remaining opponents. He was also credited for successfully defusing the explosive division champion Indianapolis Colts after limiting the conference's most prolific offense to an average of just 14.5 points in two games. In their 14 other games, the Colts averaged over 28 points per game.

In 1998, the Jets surrendered just 266 points, one point shy of Miami's league-leading 265. The 16.6 points allowed per game was the third lowest season average in Jets history and propelled the team to their first division title with a franchise-best 12-4 overall record. The Jets advanced to the AFC Championship game, but were defeated by the defending Super Bowl Champion Denver Broncos, who went on to repeat as champions.

Following the season, Belichick filled in for Bill Parcells as the head coach of the AFC's squad in the 1999 Pro Bowl. The AFC won the game, a game in which Ty Law was named co-MVP.

Belichick was named head coach of the New York Jets on Feb. 3, 1997, an interim position he held until Parcells was formally announced as head coach a week later. During that week, Belichick hired Scott Pioli as his director of pro personnel. After Parcells was named head coach, Belichick became the assistant head coach/secondary coach responsible for calling the team's defensive signals. In his first season with the Jets, his defense surrendered just 287 points, an average of 17.9 points per game. That marked a significant 10.5-point improvement per game from 1996. The 287 points allowed ranked second in the AFC and sixth overall, and was an essential factor in the Jets rise from 1-15 in 1996 to 9-7 in 1997. In three seasons in New York, his defenses were credited with 90 takeaways, improving each season from 25 in 1997 to 30 in 1998 to 35 in 1999.

Patriots fans witnessed his impact on a team firsthand in 1996 when Belichick joined the Patriots after five seasons as the head coach of the Cleveland Browns. That year, the Patriots claimed their first division title in 10 years with an 11-5 record and won their first two playoff games at Foxboro Stadium en route to Super Bowl XXXI. Characteristically, Belichick's defensive influence was widely credited for the team's overall success down the stretch and through the playoffs. That year, the Patriots defense was among the stingiest units in the league, allowing just 19.6 points per game, and forcing 34 turnovers - second in the AFC. The defense was at its best in the "red zone," finishing second in the AFC by allowing touchdowns just 42.3 percent of the time. In two playoff games,

## BELICHICK'S BLUEPRINTS

- ★ Coach Belichick attended high school at Phillips Academy in Andover, Mass.
- ★ He played football and lacrosse while attending Wesleyan University in Middletown, Conn.
- ★ As a child, his favorite athletes were Joe Bellino and Roger Staubach.
- ★ He recorded his first playoff victory as a head coach when the Browns defeated the Patriots 20-13 on New Year's Day 1995.
- ★ Belichick's defensive game plan from the Giants Super Bowl XXXV win over the Buffalo Bills is permanently on display at the Pro Football Hall of Fame.



the defense allowed just nine combined points, propelling the Patriots to victories over Pittsburgh (28-3) and Jacksonville (20-6). Their victory over Jacksonville gave the Patriots their second AFC Championship and a return to New Orleans for Super Bowl XXXI vs. Green Bay.

Prior to joining the Patriots, he spent five seasons (1991-95) rebuilding the Cleveland Browns, whose 3-13 finish in 1990 was the worst in the history of the franchise. By 1994, the Browns were again one of the elite teams in the NFL, boasting the second-best finish in the AFC with an 11-5 regular season record. That head coaching opportunity came following the 1990 season, after Belichick's defensive efforts with the New York Giants helped claim a second Super Bowl title in five years. Cleveland wasted no time in hiring the talented young defensive coordinator, naming him the franchise's 10th head coach on Feb. 5, 1991. At the age of 38, he became the NFL's youngest head coach. In his first season, he began the rebuilding process by restoring the foundation of the aging squad he inherited. In 1991, the Browns improved to 6-10 and played in 11 games that were decided by a touchdown or less. The most dramatic improvement came in the category of turnovers. In 1990, the Browns surrendered 46 turnovers. In Belichick's first season as head coach, the team established a franchise record by turning the ball over just 18 times - four shy of the NFL record set by the Super Bowl Champion New York Giants the previous season. The Browns led the AFC with a plus-15

turnover ratio, a remarkable 39-turnover improvement from their NFL-low minus-24 ratio the year before.

Following back-to-back 7-9 campaigns in 1992 and 1993, the Browns improved to 11-5 in 1994. It was the second-best record in the AFC that year. Only Pittsburgh, who won the division with a 12-4 record, won more games. In their return to the playoffs, the Browns eliminated Parcells' Patriots, 20-13, in a first-round wild-card playoff game on New Year's Day 1995. They advanced to the divisional playoff round before being bumped by the Steelers. The 1994 squad was defined by its defense, which allowed a league-low 204 points (12.8 ppg) and just 301.6 yards per game, second in the AFC.

The 1995 season was disrupted by the mid-season announcement that the franchise would be moved to Baltimore at the conclusion of the season. The announcement caused an undeniable mid-season distraction resulting in a 5-11 finish. Belichick did not accompany the franchise's move to Baltimore after the 1995 season, completing his five-year tenure with the Browns with a 37-45 career record, including a 1-1 record in the playoffs.

Belichick began his pursuit of a career in the NFL after graduating from Wesleyan. His first coaching opportunity came with the Baltimore Colts in 1975. At the age of 23, he was named special assistant to Colts head coach Ted Marchibroda.

In 1976, he joined Rick Forzano's staff with the Detroit Lions as an assistant special teams coach. The

## BILL BELICHICK'S HIRES FROM 1991-95

In five seasons as the head coach of the Cleveland Browns, Bill Belichick was responsible for the hiring of a number of coaches and personnel staff members. In alphabetical order below is a list of his hires he made in Cleveland and their current coaching or personnel position:

Name	First Position at Cleveland	Current Position	Team/University
Jim Bates	Defensive Line Coach	Defensive Coordinator	Miami Dolphins
Don Blackmon	Linebackers Coach	Defensive Coordinator	Atlanta Falcons
Chuck Bresnahan	Quality Control (defense)	Defensive Coordinator	Oakland Raiders
Jacob Burney	Defensive Line Coach	Defensive Line Coach	Carolina Panthers
Tom Dimitroff Jr.	Staff Assistant	Area Scout	Cleveland Browns
Rod Dowhower	Quarterbacks Coach	Offensive Coordinator	Philadelphia Eagles
Kirk Ferentz	Offensive Line Coach	Head Coach	Iowa
Al Groh	Linebackers Coach	Head Coach	Virginia
Pat Hill	Personnel Assistant	Head Coach	Fresno State
Jerry Holmes	Coaching Intern	Secondary Coach	Washington Redskins
George Kokinis	College Scouting Assistant	Asst. Director of Pro Personnel	Baltimore Ravens
Eric Mangini	Coaching Assistant	Defensive Backs Coach	New England Patriots
Terry McDonough	Scout	Scout	Baltimore Ravens
Ozzie Newsome	Special Assignment Scout	Vice President of Players Personnel	Baltimore Ravens
Scott O'Brien	Special Teams Coach	Special Teams Coach	Carolina Panthers
Scott Pioli	Pro Personnel Assistant	Director of Player Personnel	New England Patriots
Nick Saban	Defensive Coordinator	Head Coach	Louisiana State
Phil Savage	Area Scout	Director of College Scouting	Baltimore Ravens
Jim Schwartz	Scout	Defensive Coordinator	Tennessee Titans
John Settle	Quality Control (offense)	Running Backs Coach	Fresno State
Mike Sheppard	Tight Ends Coach	Offensive Coordinator	Buffalo Bills
Jerry Simmons	Strength & Conditioning Coach	Strength & Conditioning Coach	Carolina Panthers
Darrin Simmons	Coaching Intern	Asst. Strength & Conditioning Coach	Carolina Panthers
Kevin Spencer	Quality Control (offense)	Special Teams Coach	Indianapolis Colts
Mike Tannenbaum	Personnel Intern	Asst. GM/Director of Pro Personnel	New York Jets
Rick Venturi	Defensive Coordinator	Asst. Head Coach/Secondary	New Orleans Saints
Lionel Vital	Scout	Asst. Director of College Scouting	New England Patriots
Woody Widenhofer	Linebackers Coach	Head Coach	Vanderbilt



following year, he was given his first positional coaching assignment as the Lions' tight ends and receivers coach. In 1978, he was hired by Red Miller of the Denver Broncos as the assistant special teams coach and assistant to defensive coordinator Joe Collier.

In 1979, he joined Ray Perkins' staff with the New York Giants as a defensive assistant and special teams coach, launching a 12-year tenure with the Giants. After the 1980 campaign, he drew the added responsibility of coaching the Giants linebackers. In 1983, he began coordinating the defense on Bill Parcells' staff and continued coaching a linebacking unit that would become known as one of the most dominant units of all-time. He was officially appointed defensive coordinator in 1985, a position he held for the next six seasons. During his time as the defensive signal caller, his units were never ranked lower than 11th in the NFL and finished as high as second in the league three times, including the Super Bowl seasons of 1986 and 1990. His contributions toward the Giants dynasty of the late 1980s brought him national recognition as one of the best young assistant coaches in the NFL. His reward came just nine days after Super Bowl XXV when the Cleveland Browns hired him as their head coach.

## Playing

Belichick lettered in football, lacrosse and squash while attending college at Wesleyan University in Middletown, Conn. He earned three letters in football

while competing at two positions - center and tight end. As a senior, he was named captain of his lacrosse team.

## Personal

Bill Belichick was born April 16, 1952 in Nashville, Tenn. and raised in Annapolis, Md. His father, Steve, played fullback for the Detroit Lions in 1941 and coached for 33 years at the Naval Academy. Bill was a standout prep athlete at Annapolis High, where he has since been inducted into the school's Hall of Fame. He attended Phillips Academy in Andover, Mass., before enrolling at Wesleyan, where he earned his bachelor's degree in economics in 1975. He and his wife, Debby, have been long-time advocates and contributors to local charities. The two recently established the Bill and Debby Belichick Scholarship, an annual stipend awarded to an Annapolis High School senior for academic and athletic achievement. While in Cleveland, the two launched a charity foundation in their names. In just three years, the foundation raised over \$125,000 for the Zelma George Home, a shelter for the homeless women and children in Cleveland. Since returning to New England, Bill has participated in various community functions, including the March of Dimes Walk America, the Rodman Ride for Kids and as a participant in a panel discussion at the Fenn School's Alumni Dinner. The Belichicks have three children: Amanda, Stephen and Brian.

## BILL BELICHICK'S YEAR-BY-YEAR RECORDS

Year Team	Position	W	L	T	Finish
1975 Baltimore Colts	Special Assistant	10	4	0	Division Champions
1976 Detroit Lions	Asst. Special Teams	6	8	0	
1977 Detroit Lions	Asst. Special Teams	6	8	0	
1978 Denver Broncos	Asst. Special Teams/ Asst. to Defensive Coordinator	10	6	0	Division Champions
1979 New York Giants	Special Teams	6	10	0	
1980 New York Giants	Special Teams	4	12	0	
1981 New York Giants	Special Teams/Linebackers	9	7	0	Wild Card
1982 New York Giants	Special Teams/Linebackers	4	5	0	
1983 New York Giants	Linebackers	3	12	1	
1984 New York Giants	Linebackers	9	7	0	Wild Card
1985 New York Giants	Defensive Coordinator	10	6	0	Wild Card
1986 New York Giants	Defensive Coordinator	14	2	0	Division / Super Bowl Champions
1987 New York Giants	Defensive Coordinator	6	9	0	
1988 New York Giants	Defensive Coordinator	10	6	0	
1989 New York Giants	Def. Coordinator/Secondary	12	4	0	Division Champions
1990 New York Giants	Def. Coordinator/Secondary	13	3	0	Division / Super Bowl Champions
<b>1991 Cleveland Browns</b>	<b>Head Coach</b>	<b>6</b>	<b>10</b>	<b>0</b>	
<b>1992 Cleveland Browns</b>	<b>Head Coach</b>	<b>7</b>	<b>9</b>	<b>0</b>	
<b>1993 Cleveland Browns</b>	<b>Head Coach</b>	<b>7</b>	<b>9</b>	<b>0</b>	
<b>1994 Cleveland Browns</b>	<b>Head Coach</b>	<b>11</b>	<b>5</b>	<b>0</b>	<b>Wild Card</b>
<b>1995 Cleveland Browns</b>	<b>Head Coach</b>	<b>5</b>	<b>11</b>	<b>0</b>	
1996 New England Patriots	Asst. Head Coach/Secondary	11	5	0	Division / AFC Champions
1997 New York Jets	Asst. Head Coach/Secondary	9	7	0	
1998 New York Jets	Asst. Head Coach/Secondary	12	4	0	Division Champions
1999 New York Jets	Asst. Head Coach/Secondary	8	8	0	
<b>2000 New England Patriots</b>	<b>Head Coach</b>	<b>5</b>	<b>11</b>	<b>0</b>	
Head Coaching Records:		Regular Season			Playoffs
Team		W	L	T	W L
Cleveland Browns		36	44	0	1 1
New England Patriots		5	11	0	0 0
Total		41	55	0	1 1





# ROMEO CRENNEL

## DEFENSIVE COORDINATOR

**32<sup>ND</sup> COACHING SEASON**  
**21<sup>ST</sup> NFL SEASON**  
**5<sup>TH</sup> PATRIOTS SEASON**

### COACHING CAPSULE

### Coaching

Romeo Crennel, now in his 21st year as an NFL coach, was named the New England Patriots defensive coordinator on Bill Belichick's staff on Feb. 1, 2001. The hire reunited the two coaches, who began coaching together as assistants on Ray Perkins' staff for the New York Giants in 1981. This year will be his 15th season with Belichick. Together, they have earned two Super Bowl titles, three conference titles and five division titles, including division and conference titles with the New England Patriots in 1996.

Crennel re-joins the Patriots after a season as the defensive coordinator with the Cleveland Browns, where he spent the 2000 season developing a unit that featured rookie defensive end Courtney Brown. The team finished the season with 42 sacks, a 17-sack improvement from the 1999 season.

Prior to joining the Browns, Crennel spent three seasons (1997-99) as the defensive line coach for the New York Jets. In three seasons with the Jets, the defense was among the stingiest in the NFL, never allowing more than 20 points per game for a season. In 1997, he successfully incorporated a rotation of six new defensive linemen on a unit that allowed just 287 total points (17.9 points per game), second in the AFC and sixth overall. The following season, he added four new linemen to his rotation, a rotation that included Anthony Pleasant and Bobby Hamilton. The formula contributed to a 21-point improvement from the year before, as the defense allowed just 266 points all season (16.6 ppg.), second only to Miami's 265. In 1999, the Jets defense forced 35 turnovers and held opponents to just 19.3 points per game.

His first tenure in New England was a four-year assignment as Bill Parcells' defensive line coach beginning in 1993 and ending with an AFC Championship and Super Bowl XXXI appearance in January of 1997. In 1993, the Patriots won their final four games of the regular season, including a 38-0 shutout vs. Indianapolis. It was the first Patriots shutout in seven seasons. In 1994, the Patriots qualified for the playoffs for the first time in eight seasons after winning their last seven games of the regular season. In 1996, the Patriots defense allowed just 12.8 points per game in the final five contests of the regular season to propel the team into the playoffs and just nine total points in two playoff victories en route to the Super Bowl.

Crennel began his professional coaching career in 1981 as a special assignments, special teams and defensive assistant coach with the New York Giants. He became the special teams coach in 1983 and was assigned the defensive line position in 1990, a position he coached for the next 11 seasons. In 12 seasons in

Years	Team	Position
1970	Western Kentucky	Graduate Assistant
1971-74	Western Kentucky	Defensive Line
1975-77	Texas Tech	Defensive Assistant
1978-79	Mississippi	Defensive Ends
1980	Georgia Tech	Defensive Line
1981-82	New York Giants	Special Teams/Defensive Asst.
1983-89	New York Giants	Special Teams
1990-92	New York Giants	Defensive Line
1993-96	New England Patriots	Defensive Line
1997-99	New York Jets	Defensive Line
2000	Cleveland Browns	Def. Coordinator/Def. Line
2001	New England Patriots	Defensive Coordinator

New York (1981-92), the Giants qualified for the playoffs six times, won three division titles and two Super Bowl championships. In his first season in New York, the Giants qualified for the playoffs for the first time since 1963 with a 9-7 record. It was their first winning record in nine seasons.

He began his coaching career as a graduate assistant at his alma mater, Western Kentucky, in 1970. He was retained by the school as a full-time assistant when he was named defensive line coach in 1971. In 1975, he started a three-year tenure at Texas Tech as a defensive assistant on Parcells' staff. In 1978, he was named the defensive ends coach at Mississippi. After two seasons at Ole Miss, he accepted a position at Georgia Tech in 1980, his final season in the collegiate ranks before being hired by the Giants in 1981.

### Playing

Crennel was a four-year starter (1966-69) as a defensive lineman at Western Kentucky. After three seasons as one of the Hilltoppers top tacklers, he was elected team captain as a senior. When the Western Kentucky offense struggled early in the season, Crennel willingly gave up what would have been a sure shot at all-conference honors as a defensive lineman to fill in at offensive tackle. The move helped solidify the offensive line and earned Crennel team MVP honors.

### Personal

Romeo Crennel is a native of Lynchburg, Va. He was a high school standout at both Fort Knox (Ky.) High and Central High (Amherst, Va.). He earned his bachelor's degree in physical education while serving as a graduate assistant at Western Kentucky in 1970. His brother, Carl, played linebacker for the CFL's Hamilton Tiger Cats. Romeo and his wife, Rosemary, have three daughters, Lisa, Tiffany and Kristin.





## JEFF DAVIDSON

### OFFENSIVE LINE ASSISTANT

**7<sup>TH</sup> COACHING SEASON**  
**7<sup>TH</sup> NFL SEASON**  
**5<sup>TH</sup> PATRIOTS SEASON**

#### COACHING CAPSULE

Years	Team	Position
1995	New Orleans Saints	Volunteer Asst.
1996	New Orleans Saints	Offensive Asst.
1997	New England Patriots	Tight Ends
1998-01	New England Patriots	Asst. Offensive Line

#### Coaching

Jeff Davidson enters his fifth season with the New England Patriots, his seventh in the NFL. He originally joined the Patriots as the tight ends coach in 1997. In 1998, he accepted the responsibilities as an assistant offensive line coach, a position he played professionally for four seasons before entering the coaching ranks. He was retained in that role when he joined Bill Belichick's coaching staff in 2000. His responsibilities include the development of the team's offensive linemen. He also works with the team's tight ends, focusing on blocking fundamentals.

Davidson began his NFL coaching career in 1995 with the New Orleans Saints as a volunteer assistant. He gained valuable coaching experience under the guidance of offensive line coach Jon Matsko on Jim Mora's staff. In 1996, he was named offensive assistant, responsible for a multitude of functions, including the breaking down of game tapes, opponent scouting and self-scouting. He also maintained a number of on-field coaching responsibilities.

#### Playing

Davidson earned All-Big Ten honors as a senior and was a four-year letterman as an offensive lineman at Ohio State. He was drafted in the fifth round of the

1990 NFL draft by the Denver Broncos and moved into the starting lineup in just his second season. He started 16 games, including both playoff games, at left tackle. In 1992, he started every game at left guard. He was released by the Broncos in 1993 and signed by the New Orleans Saints as a free agent in 1994. He was on the active roster for the first seven games of the season, but suffered a shoulder injury that sidelined him for the remainder of the year and ultimately brought an end to his playing career.

#### Personal

Jeffrey John Davidson was born Oct. 3, 1967 in Akron, Ohio. He attended Westerville (Ohio) North High School where he earned Parade All-American honors as a senior. He was a three-sport prep letterman, starting in football (3 letters), track (4) and baseball (1). Jeff and his wife, Judi, have two sons, Nicholas and Alexander.



## IVAN FEARS

### WIDE RECEIVERS

**25<sup>TH</sup> COACHING SEASON**  
**11<sup>TH</sup> NFL SEASON**  
**5<sup>TH</sup> PATRIOTS SEASON**

#### COACHING CAPSULE

Years	Team	Position
1976	William & Mary	Graduate Assistant
1977	William & Mary	Receivers
1978-79	William & Mary	Quarterbacks
1980-90	Syracuse	Receivers
1991-92	New England Patriots	Receivers
1993-98	Chicago Bears	Receivers
1999-01	New England Patriots	Receivers

#### Coaching

Ivan Fears, a 25-year coaching veteran now in his 11th NFL season, originally joined the professional coaching ranks as a member of Dick MacPherson's staff with the Patriots in 1991. After two seasons, he departed for Chicago, where he coached the Bears receivers for six seasons (1993-98) before returning to New England in 1999. He is now in his fifth season as receivers coach for the Patriots.

Since Fears' return, Terry Glenn has led all Patriots receivers with 148 receptions for 2,110 yards and 10

touchdowns while playing in 30 of 32 possible games. Last season, Troy Brown replaced Shawn



Jefferson in the starting lineup, opposite Glenn, and led the team with a career-high 83 receptions for 944 yards and four touchdowns. With Glenn's 79 catches, the two became the first pair of wide receivers in franchise history to record at least 70 receptions apiece in a season.

Fears made his NFL coaching debut with the Patriots in 1991 and worked two seasons with a receiving corps consisting of Irving Fryar, Greg McMurtry and Michael Timpson. In 1991, Fryar turned in his first 1,000-yard season of his eight-year career, finishing with 1,014 yards on 68 receptions (14.9).

In 1993, he joined the Chicago Bears and inherited the team's first-round selection, Curtis Conway. In 1994, the Bears added Jeff Graham, a reserve receiver from the Steelers and Fears helped develop the two into one of the premier receiving tandems in the league. In his first year with the Bears, Graham started 15 games and led the team with 68 receptions for 944 yards. In 1995, he led the team with 1,301 yards on 82 receptions while Conway produced 62 receptions for 1,037 yards and 12 touchdowns. The pair became the first receiving tandem in franchise history to each record over 1,000 yards receiving in a single season. Graham was lost to free agency in 1996, but Conway filled the void with a career-high 81 receptions for 1,049 yards and became the first Bear in franchise history to record back-to-back 1,000-yard

seasons. Injuries in 1997 limited Conway's production that year. In 1998, Bobby Engram emerged as the team leader, nearly eclipsing the 1,000-yard plateau with 987 yards on 64 receptions.


Fears began his coaching career as a graduate assistant at William & Mary in 1976. In 1977, he drew his first positional responsibilities coaching receivers. His next two seasons (1978-79), he coached quarterbacks before accepting the role as receivers coach at Syracuse in 1980, a position he held for the next 11 seasons and a position he has come to specialize in coaching for the past two decades.

## Playing

A three-year letterman as a running back at William & Mary (1973-75), his playing career was cut short after undergoing three knee operations during his collegiate career.

## Personal

Ivan Fears was born Nov. 15, 1954 in Portsmouth, Va. He grew up in Suffolk, Va., where he starred at John Yates High and was twice named the school's Outstanding Player of the Year. He also earned all-state honors as a senior. Ivan and his wife, Beverly, have three children, Joshua, Aaron and Kimberly.




# PEPPER JOHNSON

## INSIDE LINEBACKERS

2<sup>ND</sup> COACHING SEASON

2<sup>ND</sup> NFL SEASON

2<sup>ND</sup> PATRIOTS SEASON



COACHING CAPSULE

Years	Team	Position
2000	New England Patriots	Asst. Linebackers
2001	New England Patriots	Inside Linebackers

## Coaching

Pepper Johnson originally joined Bill Belichick's coaching staff with the New England Patriots as part of the NFL's minority coaching fellowship in the summer of 2000. On Feb. 1, 2001, he joined the staff as the inside linebackers coach, a position he excelled at for 13 seasons in the NFL. During his career, he earned two Super Bowl titles and helped form one of the league's most dominant defenses as a member of the New York Giants from 1986-1992.

## Playing

Johnson started 158 of 193 regular season games and played for four different teams during his 13-year NFL career. The two-time Pro Bowl performer won two Super Bowl titles as a member of the New York Giants in 1986 and again in 1990. His presence helped form one of the most dominant defensive

units in the history of the game. In 13 seasons, he totaled over 1,200 tackles, including 25.5 sacks. He also forced 12 fumbles, recovering eight, and intercepted 14 passes, including two that he returned for touchdowns. In a game against the Tampa Bay Buccaneers in 1991, he set a franchise record with 4.5 sacks. He played seven seasons with the Giants (1986-92) before joining the Cleveland Browns in 1993. In 1994, he recorded a career-high with 207 tackles for the Browns. He signed with the Detroit Lions for one season in 1996 before being re-united with Bill Belichick in New York when he signed with the Jets in 1997. He played two seasons with the Jets before retiring in 1999. In his first season with the



Jets, he was voted team captain before the start of the regular season. An injury vs. New England (10/19/97) mid-season sidelined him for the remainder of the season, but he returned as team captain and started every game for the Jets in 1998.

A two-time co-captain and defensive MVP at Ohio State, Johnson was drafted by the New York Giants in the second round of the 1986 NFL draft after an All-American campaign as a senior in 1985.

## Personal

Thomas "Pepper" Johnson was born July 29, 1964 in Detroit, Mich. He was nicknamed "Pepper" by an aunt who observed his ritual of sprinkling pepper on his breakfast cereal as a youngster. After an all-star prep career at MacKenzie High in Detroit, Johnson became a scholar-athlete at Ohio State, where he majored in counseling and physical education. In 1999, his alma

mater named him to the school's all-century team. In 2001, he will be inducted into the Ohio State Hall of Fame. He formed Pepper Johnson Enterprises, a non-profit community organization that operates in Detroit to support youth and anti-crime programs. Johnson's many philanthropic endeavors have earned him honors for his work with Special Olympics, the March of Dimes, the Make-a-Wish Foundation, Children's Leukemia Foundation and Pepper Johnson's Youth Foundation. He is also a supporter of the Michael Landon Foundation, the Carol M. Baldwin Breast Cancer Research Foundation, the Dylan MalaMala Cystic Fibrosis Foundation and the Trey Whitfield Foundation. While in New York, he sponsored a charity golf tournament on Long Island to benefit a home for babies born to drug-addicted mothers. Pepper has a son, Dionte, and resides in Providence, R.I.



# ERIC MANGINI

## DEFENSIVE BACKS

**9<sup>TH</sup> COACHING SEASON**

**7<sup>TH</sup> NFL SEASON**

**2<sup>ND</sup> PATRIOTS SEASON**



## Coaching

Eric Mangini joined the Patriots when he was named defensive backs coach on Bill Belichick's staff on Feb. 1, 2000. The New England native is in his seventh season in the NFL, his sixth under the tutelage of Belichick.

He joined the Patriots after three seasons (1997-99) as the defensive assistant/quality control coach for the New York Jets. During that time, he worked closely with Belichick, who coached the defensive backs in New York. Mangini was also responsible for advance opponent film breakdowns and analysis. In 1999, the Jets defense ranked third in the AFC with 24 interceptions, the team's highest total since 1969 (29). The defensive backs recorded 18 of those 24 interceptions. In 1998, the Jets defense surrendered just 266 points, one point shy of Miami's league-leading 265 points allowed. The 16.6 points per game ranked third in franchise history and helped the Jets to a 12-4 overall record and their first division title ever.

Mangini's first coaching opportunity came in 1995 as an assistant on Belichick's staff in Cleveland. He was retained by Ted Marchibroda when the franchise moved to Baltimore in 1996, working as a quality control/offensive assistant. The Ravens averaged 357.7 yards per game during the 1996 season - third in the NFL.

## Playing

Mangini played nose tackle and earned four letters (1989-90, 92-93) at Wesleyan University in Connecticut. He set a school record with 36.5 sacks, including 22 during his final two seasons. When he

## COACHING CAPSULE

Years	Team	Position
1992-93	Kew Colts (Australia)	Head Coach/DC
1995	Cleveland Browns	Coaches Assistant
1996	Baltimore Ravens	Offensive Asst./QC
1997-99	N.Y. Jets	Defensive Asst./ Quality Control
2000-01	New England Patriots	Defensive Backs

graduated in 1993, he ranked second in school history in total tackles. He was voted a first-team all-star by NESAC and ECAC-New England Division III and was a third-team All-American honors and All-East Coast in 1992-93. He graduated from Wesleyan in 1994 with a degree in political science.

## Personal

Eric Mangini was born Jan. 19, 1971 in Hartford, Conn. He attended Bulkeley (Conn.) High, where he received the Brian Piccolo Award for outstanding athletic and academic achievement and was named the Scholar Athlete of the Year as a senior. As an undergraduate at Wesleyan, he spent the second semester of his junior and senior years studying abroad in Melbourne, Australia, where he was the head coach/defensive coordinator for the Kew Colts, a semi-professional football team. He also worked as an intern for the New England Crusaders, a minor league football team in his hometown of Hartford, Conn. In 1998, he received the scholar-athlete award from the National Football Foundation and College Hall of Fame (Northern Connecticut Chapter). Eric and his wife, Julie, were married in June of 2001.





# RANDY MELVIN

## DEFENSIVE LINE

20<sup>TH</sup> COACHING SEASON  
2<sup>ND</sup> NFL SEASON  
2<sup>ND</sup> PATRIOTS SEASON

### COACHING CAPSULE

Years	Team	Position
1982-84	Aurora West High	Assistant Coach
1985-87	Aurora West High	Head Coach
1988-94	Eastern Illinois	Defensive Line
1995-96	Wyoming	Defensive Tackles
1997-99	Purdue	Defensive Ends
2000-01	New England Patriots	Defensive Line

### Coaching

Randy Melvin joined the Patriots on Feb. 4, 2000 when he was named the defensive line coach on Bill Belichick's staff. In 1995, he received his first NFL experience after participating in the NFL's minority coaching fellowship. It was his first of three such opportunities. His other opportunities came in 1997 and 1998 with the New York Jets.

In Melvin's first season with the Patriots, free agent acquisition Bobby Hamilton became a full-time starter at defensive end and led all NFL defensive linemen with 79 total tackles. Opposite Hamilton, Willie McGinest and Greg Spikes each contributed six of the team's 29 sacks.

Melvin is a 20-year coaching veteran with 14 seasons of concentration in the development of young defensive linemen. Prior to joining the Patriots, he spent three seasons coaching defensive ends at Purdue (1997-99). In his first two years there, he coached three defensive ends who are now competing in the NFL. His starters were Roosevelt Colvin and Chike Okeafor, two defensive ends who combined to contribute 45 of the Boilermaker's 66 total sacks from 1997 to 1998. The two were backed up by Chuckie Nwokorie. In 1999, all three advanced to the NFL ranks - Colvin to Chicago, Okeafor to San Francisco and Nwokorie to Indianapolis - and each contributed as rookies.

After losing both his defensive ends to the NFL in 1999, Melvin developed two more untested prospects, Akin Ayodele and Brian Dinkins. Ayodele led the team and finished fifth in the Big Ten with 11 quarterback sacks. Dinkins finished second on the team with six.

He began coaching at the collegiate level when he returned to his alma mater to coach the defensive line in 1988. He spent seven seasons at Eastern Illinois (1988-94) before accepting a position at Wyoming,

where he coached the defensive tackles from 1995 to 1996. In 1995, the Cowboys led the Western Athletic Conference with 33 sacks and retained their sack title in 1996 with 46.

After his playing career, Melvin pursued a coaching career, which began as a high school assistant in 1982. He spent six seasons coaching prep football, including his last three seasons as the head coach at Aurora (Ill.) West High from 1985 to 1987.

### Playing

Melvin was an Associated Press Division II All-American for Eastern Illinois during the 1979 and 1980 seasons. In 1979, he was a regular starter and helped Eastern Illinois to a Division II National Championship. In 1980, the team nearly repeated as champions, but lost in the championship game. Melvin graduated in 1982.

### Personal

Randy Melvin was born in Aurora, Ill. on April 3, 1959. Following exceptional careers in both high school and college, Melvin was elected to the West Aurora High (1994 induction) and the Eastern Illinois University (1995) Hall of Fames. Randy and his wife, Karen, have two children, Lance and Malia.





# MARKUS PAUL

## ASST. STRENGTH & CONDITIONING

**4<sup>TH</sup> COACHING SEASON**  
**4<sup>TH</sup> NFL SEASON**  
**2<sup>ND</sup> PATRIOTS SEASON**

### Coaching

Markus Paul joined the Patriots on Feb. 16, 2000 when he was named the assistant strength and conditioning coach on Bill Belichick's staff. He assists strength and conditioning coach Mike Woicik, a position he held for two seasons in New Orleans prior to joining the Patriots.

Woicik gave Paul his first coaching opportunity at the NFL level while on Mike Ditka's staff with the Saints in 1998. From 1998-99, he assisted Woicik in the implementation of the Saints conditioning program. His responsibilities included the monitoring of each player's workout routines throughout the year.

Paul's first association with Woicik was as a student-athlete at Syracuse, where he participated in Woicik's conditioning program.

### Playing

Paul was originally a fourth-round draft choice of the Chicago Bears in 1989. He played five seasons in Chicago before playing his final game as a member of

### COACHING CAPSULE

Years	Team	Position
1998-99	New Orleans	Asst. Strength & Conditioning
2000-01	New England	Asst. Strength & Conditioning

the Tampa Bay Buccaneers in 1993. He started 30 of 71 games in Chicago, including 15 at each safety position. He intercepted 7 passes during his career, which he returned for 100 yards. A four-year starter at Syracuse (1985-88), Paul set a school record with 19 career interceptions. As a senior in 1988, he earned first-team All-American honors from *The Sporting News* and *Football News*.

### Personal

Markus Paul was born on April 1, 1966, in Orlando, Fla. He was an all-state quarterback and defensive back at Osceola (Fla.) High and led his team to the high school Citrus Bowl in 1983. Paul and his wife, Patricia, have a son, Jairus, and a daughter, Tabitha.



# DICK REHBEIN

## QUARTERBACKS

**24<sup>TH</sup> COACHING SEASON**  
**23<sup>RD</sup> NFL SEASON**  
**2<sup>ND</sup> PATRIOTS SEASON**

### Pronunciation: RAY-bine Coaching

Dick Rehbein joined the Patriots as the quarterbacks coach on Bill Belichick's staff on Feb. 9, 2000. The 24-year coaching veteran is now in his 23rd season in the NFL. For the past 17 years, he has worked exclusively on offense, with an emphasis in the passing games of the Minnesota Vikings, New York Giants and the Patriots.

In Rehbein's first season in New England, Drew Bledsoe threw a career-low 13 interceptions while passing for over 3,000 yards for the seventh consecutive season.

Rehbein joined the Patriots after eight seasons as an **offensive** assistant with the New York Giants (1992-99). Ray Handley brought him to the Giants as

### COACHING CAPSULE

Years	Team	Position
1979-83	Green Bay Packers	Special Teams
1984	Los Angeles Express	Special Teams/Asst. OL
1984	Minnesota Vikings	Special Assistant
1985-88	Minnesota Vikings	Wide Receivers
1989-91	Minnesota Vikings	Off. Coordinator/Passing Game
1992	New York Giants	Tight Ends
1993-96	New York Giants	Wide Receivers
1997	New York Giants	Tight Ends
1998-99	New York Giants	Tight Ends/Asst. OL
2000-01	New England Patriots	Quarterbacks

his tight ends coach in 1992, where he spent a year working with current offensive coordinator Charlie Weis. When Dan Reeves replaced Handley as head coach in 1993, Rehbein was re-assigned to wide



receivers, a position he coached for the next four seasons. In 1997, Jim Fassel, who was also on Handley's staff in 1992, was named head coach of the Giants and returned Rehbein to his '92 assignment as the tight ends coach. In 1998, he drew the added responsibilities as assistant offensive line coach. In 1999, tight end Pete Mitchell finished fourth on the team with 58 receptions. It was the second-highest reception total by a tight end in franchise history (Mark Bavaro's record of 66 was set in 1986).

Rehbein made his NFL coaching debut as the special teams coach of the Green Bay Packers in 1979, when he was just 23 years old. He spent five seasons with the Packers before joining the USFL's Los Angeles Express as the special teams coach and the assistant offensive line coach in the spring of 1984.

That fall, he returned to the NFL, joining Les Steckel's staff with the Minnesota Vikings. In his eight seasons with the Vikings (1984-91), he progressed from a special assistant in 1984, to the team's receivers coach (1985-88) to assistant offensive


coordinator and passing game coach from 1989-91. While with the Vikings, wide receiver Anthony Carter had three consecutive 1,000-yard seasons and earned Pro Bowl honors in 1987 and 1988. The Vikings also sent two quarterbacks to the Pro Bowl during his time in Minnesota, Tommy Kramer and Wade Wilson. In 1989, Wilson helped guide the Vikings to their first division title in nine years.

## Playing

Rehbein was a four-year starter as a center at Ripon College in Ripon, Wisc. and was voted a Division II All-American. He attended training camp with the Green Bay Packers in 1977.

## Personal

Dick Rehbein was born in Green Bay, Wisc. on Nov. 22, 1955. Dick and his wife, Pam, have two daughters, Betsy and Sarabeth.




# ROB RYAN

## OUTSIDE LINEBACKERS

**15<sup>TH</sup> COACHING SEASON**

**4<sup>TH</sup> NFL SEASON**

**2<sup>ND</sup> PATRIOTS SEASON**



### COACHING CAPSULE

Years	Team	Position
1987	Western Kentucky	Assistant
1988	Ohio State	Outside Linebackers Assistant
1989-91	Tennessee State	Running Backs
1992	Tennessee State	Linebackers
1993	Tennessee State	Defensive Line
1994-95	Arizona Cardinals	Defensive Backs
1996	Hutchinson C.C.	Defensive Coordinator
1997-99	Oklahoma State	Defensive Coordinator
2000	New England Patriots	Linebackers
2001	New England Patriots	Outside Linebackers

## Coaching

Rob Ryan joined the Patriots when he was named linebackers coach on Bill Belichick's staff on Feb. 18, 2000. This year, he will concentrate on the position of outside linebackers.

Ryan, a 15-year coaching veteran, received his first NFL coaching experience in 1994 and 1995 as the defensive backs coach of the Arizona Cardinals. In 1994, Cardinals cornerback Aeneas Williams recorded a career-high nine interceptions and earned his first trip to the Pro Bowl. Williams returned to the Pro Bowl in 1995. In two seasons, he contributed 15 of the secondary's 32 interceptions. The Cardinals 32 interceptions and 42 total takeaways led the NFL in 1995.

Ryan joined the Patriots following a three-year assignment (1997-99) as the defensive coordinator at Oklahoma State. During his tenure, the Cowboys defense was continually ranked among the best in the nation. In 1999, they were ranked 10th in the nation in total defense and ninth in passing yards allowed. In 1998, they were second in the nation with 41 sacks. In 1997, Ryan's first with the program, the Cowboys defense finished among the nation's top 20 in turnover margin, rushing defense, scoring defense and total defense, allowing just 302.7 yards per game. It was an improvement of more than 100 yards per game from the year before (407.2 ypg). In turn, the team improved from 5-6 in 1996 to 8-4, earning an invitation to play in

the Alamo Bowl. It was Oklahoma State's first bowl appearance since 1988.

He began his coaching career as an assistant at Western Kentucky in 1987. He moved on to Ohio State in 1988, where he coached outside linebackers. Ryan then spent five seasons at Tennessee State, where he coached running backs (1989-91), linebackers (1992) and the defensive line (1993) before entering the NFL ranks with Arizona in 1994. In 1996, he accepted a position as the defensive coordinator at Hutchinson Community College. That year, they led the nation in total defense (228 yards per game) and in quarterback sacks (56). His defense also set a national record by forcing 49 turnovers, which generated eight touchdowns in 10 games. They also led the Jayhawk conference in total defense, run defense and pass defense.



## Playing

Ryan played three seasons as a defensive end and outside linebacker at Southwestern Oklahoma State.

## Personal

Rob Ryan was born the son of defensive coaching great Buddy Ryan on Dec. 13, 1962 in Ardmore, Okla.

Rob's twin brother, Rex, is a defensive line coach with the defending Super Bowl Champion Baltimore Ravens. He earned his bachelor's degree in physical education from Southwestern Oklahoma State and a master's in sports management from Ohio State. He has three sons, Joseph, Matthew and Tyler, and one daughter, Dimitra. Rob and his wife, Kristin, reside with their family in Franklin, Mass.



# DANTE SCARNECCHIA

## ASST. HEAD COACH/OFFENSIVE LINE

**32<sup>ND</sup> COACHING SEASON**

**20<sup>TH</sup> NFL SEASON**

**18<sup>TH</sup> PATRIOTS SEASON**

## Coaching

Dante Scarnecchia was named the Patriots assistant head coach/offensive line coach by Bill Belichick on Feb. 1, 2000. The 32-year coaching veteran is now in his 20th year in the NFL, including 18 as a member of the New England Patriots. Those 18 seasons are the longest coaching tenure in franchise history and include both the 1985 and 1996 AFC Championship teams. He originally joined the Patriots in 1982. Since then, he has spent all but two seasons (1989-90) on the Patriots sidelines.

As assistant head coach, Scarnecchia will draw additional responsibilities assisting head coach Bill Belichick. He gained his first head coaching experience handling those responsibilities for Dick MacPherson after the coach fell ill and was hospitalized during the 1992 season. For the third consecutive season, Scarnecchia's primary responsibility will be the offensive line, a position he has coached for 16 of his 32 seasons in the profession. He made the transition to offensive line from special teams coach in 1999 and assisted in the development of first-round pick Damien Woody, who started all 16 games. Woody was only the third Patriot offensive lineman (Pat Harlow, 1991; Bruce Armstrong, 1987) to start every game as a rookie since John Hannah in 1973.

Prior to coaching the offensive line, Scarnecchia handled the Patriots special team units for two seasons (1997-98). In 1998, Adam Vinatieri scored a career-high 127 points, sixth in franchise history and the most by a Patriot since Tony Franklin's 140 points in 1986. Derrick Cullors returned 45 kicks (second in franchise history) and Troy Brown averaged 13.2 yards per punt return, the fourth-best single season average in team history. Punter Tom Tupa averaged 44.5 yards per punt, which ranked third among the Patriots all-time leaders.

In 1997, Scarnecchia's special teams units produced the league's second-best punter (Tupa), fifth-best kick returner (David Meggett) and the AFC's

## COACHING CAPSULE

Years	Team	Position
1970-72	California Western	Offensive Line
1973	Iowa State	Offensive Line
1974	Iowa State	Defensive Backs
1975-76	Southern Methodist	Offensive Line
1977-78	Pacific	Offensive Line/Recruiting Coordinator
1979	Northern Arizona	Offensive Line
1980-81	Southern Methodist	Offensive Line
1982-88	New England Patriots	TEs/Special Teams
1989-90	Indianapolis Colts	Offensive Line
1991-92	New England Patriots	TEs/Special Teams
1993-94	New England Patriots	Special Assistant
1995-96	New England Patriots	Defensive Asst./LBs
1997-98	New England Patriots	Special Teams
1999	New England Patriots	Offensive Line
2000-01	New England Patriots	Asst. Head Coach/OL

special teams Pro Bowl representative (Larry Whigham). Tupa set a franchise record and led the AFC with a 45.8-yard average (gross) per punt. It was the first time in franchise history that a Patriots punter led the conference in punting. Meggett averaged 24.7 yards per return, tied for fifth in the league and third in the AFC, and Whigham, who consistently drew double coverage, was recognized as the AFC's best among special teams performers.

Scarnecchia originally joined the Patriots and made his NFL coaching debut in 1982 as a member of Ron Meyer's staff. He coached the tight ends and special teams for the Patriots for seven seasons (1982-88) before moving on to Indianapolis with Meyer in 1989. He rejoined the Patriots in 1991 after spending two seasons (1989-90) as the Colts offensive line coach. From 1991 to 1992, he coached the tight ends and special teams on MacPherson's staff. On Nov. 4, 1992, MacPherson fell ill and appointed Scarnecchia to serve as the team's spokesman in his absence. Scarnecchia fulfilled the obligation for seven of the Patriots' final eight games and held the responsibilities of the head coach for both of the Patriots victories that season.



In 1993, he was the only Patriots assistant retained from the previous staff. He was assigned special assistant from 1993-94, which was re-defined as defensive assistant from 1995-96. During that time, he assisted defensive coordinator Al Groh with the development of the team's linebacking corps.

His coaching career began in 1970 as the offensive line coach at California Western University. He moved to Iowa State in 1973, where he served as the assistant offensive line and defensive backfield coach. He spent the 1975 and 1976 campaigns at Southern Methodist University, before becoming the University of Pacific's offensive line coach and recruiting coordinator from 1977 through 1978. In 1979, Scarnecchia coached at Northern Arizona and then accepted an opportunity to return to Meyer's staff at SMU as the offensive line coach in 1980 and 1981. In

1982, Meyer was hired as the head coach of the New England Patriots and Scarnecchia was among a number of the SMU assistants who joined Meyer's staff in New England.

## Playing

Scarnecchia played offensive guard and center at California Western University from 1968-70. He began his collegiate career at Taft Junior College in 1966 before transferring to California Western.

## Personal

Dante Scarnecchia was born Feb. 15, 1948, in Los Angeles, Calif. He holds a master's degree in physical education from U.S. International. Dante and his wife, Susan, have a daughter, Lisa, and a son, Steve.



# BRAD SEELY

## SPECIAL TEAMS

**24<sup>TH</sup> COACHING SEASON**

**13<sup>TH</sup> NFL SEASON**

**3<sup>RD</sup> PATRIOTS SEASON**



## Coaching

Brad Seely joined the Patriots as the special teams coach on Jan. 27, 1999 and was retained by Bill Belichick in the same capacity on Feb. 4, 2000.

He is a 24-year coaching veteran now in his 13th NFL season. He has specialized in special teams since joining the NFL ranks in 1989. In 1996, he earned Special Teams Coach of the Year honors.

In 2000, Troy Brown finished fifth in the AFC with an average of 12.9 yards per punt return and returned a punt for a touchdown, the first of his career and the first by a Patriot since 1996. Brown's 12.9 yard average per return was the highest average since Irving Fryar's 14.1-yard average for a season in 1985. In addition, Adam Vinatieri recorded a three-year high converting 81.8 percent of his field goal attempts (27 of 33). It was the second-highest conversion rate of his career, pushing his career field goal percentage over 80 percent, a franchise record.

In 1999, the team's return units ranked among the league leaders. Only St. Louis had a better kickoff return average (25.1 yards per return) than the Patriots (24.2), while their punt return average ranked ninth in the league (10.3). Rookie kick returner Kevin Faulk led the team and was tied for the lead among all NFL rookies with a 24.2 average. He also had long returns of 95 and 61 yards.

Punt returner Troy Brown led the team and finished fifth in the AFC with a 10.7 return average. It was the second highest total of his career and it included the longest punt return of this career, a 52-yarder vs.

## COACHING CAPSULE

Years	Team	Position
1978	South Dakota State	Assistant
1979	Colorado State	Graduate Assistant
1980	Colorado State	Offensive Line
1981	Southern Methodist	Offensive Line
1982	North Carolina State	Offensive Line
1983	Pacific	Offensive Line
1984-88	Oklahoma State	Offensive Line
1989-93	Indianapolis Colts	Special Teams/Tight Ends
1994	New York Jets	Special Teams
1995-98	Carolina Panthers	Special Teams
1999-01	New England Patriots	Special Teams

Baltimore on Jan. 2, 2000.

Seely joined the Patriots after four seasons with the Carolina Panthers, where he helped groom an expansion team into an NFC Championship Game performer. In 1996 and 1997, Panthers kickoff returner Michael Bates became the first player in 35 years to lead the league in kick return average in consecutive seasons. He also earned two consecutive trips to the Pro Bowl for his efforts.

In 1996, not only did Seely help produce the NFL's best kick return specialist, but he also had the league's best kicker, as John Kasay set an NFL single-season record with 37 field goals. His 145 total points were the third highest total in the history of the league. In addition to the success of Bates and Kasay, Carolina also boasted one of the league's top coverage units, ranking first or second in nearly every statistical category. Special teams played a big part in



the team's overall success, as Carolina claimed their first division title in just their second season with a 12-4 overall record. That year, Panther punter Rohn Stark, who spent the majority of his career with Seely in Indianapolis, became the NFL's all-time leading punter with 48,658 career punting yards.

Seely began his coaching career in 1978 at South Dakota State, the alma mater of Patriots placekicker Adam Vinatieri. The following year, he accepted a graduate assistant position at Colorado State, where he was elevated to offensive line coach in 1980. In 1981, he was named the assistant offensive line coach (assisting Dante Scarnecchia) on Ron Meyer's staff at Southern Methodist. He helped coach a line that opened holes for SMU's "Pony Express" backfield of Eric Dickerson and Craig James. The next year, he coached at North Carolina State before coaching at Pacific in 1983. In 1984, he started a five-year stint as the offensive line coach at Oklahoma State, which helped produce the likes of Thurman Thomas and 1988 Heisman Trophy winner Barry Sanders.

He made the transition to the professional ranks in

1989 when he was named the special teams and tight ends coach of the Indianapolis Colts. During his five-year tenure, he assisted in the development of Stark and return specialist Clarence Verdin. Both players became Pro Bowl performers for the Colts. In addition, his special teams units were annually ranked among the top coverage units in football. In 1993, they led the league by allowing just 14.9 yards per kick return. In 1994, he accepted the special teams assignment with the Jets. He left the Jets in 1995 when he was named the special teams coach of the expansion Carolina Panthers.

## Playing

Seely earned a degree in economics and physical education while earning all-conference honors as an offensive guard at South Dakota State.

## Personal

Brad Seely was born Sept. 6, 1956 in Vinton, Iowa. Brad and his wife, Patti, have three daughters, Sarah, Hannah and Brynn.



# CHARLIE WEIS

## OFFENSIVE COORDINATOR/RBs

**23<sup>RD</sup> COACHING SEASON**

**12<sup>TH</sup> NFL SEASON**

**6<sup>TH</sup> PATRIOTS SEASON**



## Coaching

Charlie Weis returned to the New England Patriots sidelines when he was named the offensive coordinator and running backs coach on Bill Belichick's staff on Feb. 1, 2000.

Now in his 23rd season as a coach, Weis has contributed to three division titles, two conference titles and one Super Bowl title in 11 seasons in the NFL. He returned to New England, where he coached tight ends, running back and receivers from 1993-96, after three seasons of calling the offensive plays for the New York Jets from 1997-99.

Last season, Weis' offense was powered by quarterback Drew Bledsoe, who passed for over 3,000 yards for the seventh consecutive season. Bledsoe threw just 13 interceptions, the lowest single season total of his eight-year career. His favorite targets proved to be wide outs Troy Brown (83 receptions) and Terry Glenn (79). It was the first time in the history of the franchise that the team produced two wide receivers who contributed over 70 receptions in a single season.

In his first season with the Jets, New York improved from 1-15 in 1996 to 9-7 in 1997. The eight-game improvement was the best in franchise

## COACHING CAPSULE

Years	Team	Position
1979	Boonton High	Coach
1980-84	Morristown High	Coach
1985-88	South Carolina	Assistant Coach
1989	Franklin Township High	Head Coach
1990	New York Giants	Defensive Asst./Asst. Sp. Teams
1991-92	New York Giants	Running Backs
1993-94	New England Patriots	Tight Ends
1995	New England Patriots	Running Backs
1996	New England Patriots	Wide Receivers
1997	New York Jets	Wide Receivers
1998	New York Jets	Offensive Coordinator/WRs
1999	New York Jets	Offensive Coordinator/FBs
2000-01	New England Patriots	Offensive Coordinator/RBs

history and one of the greatest turnarounds in NFL history. In addition to his own play-calling, Weis employed a triumvirate of receivers who were largely responsible for the success of the Jets offense. Keyshawn Johnson, Wayne Chrebet and Jeff Graham combined for 170 receptions for 2,304 yards and 10 touchdowns.

In 1998, the Jets improved to 12-4 to claim their first division title in franchise history. That year, Weis was named the offensive coordinator/wide receivers



coach after a year of handling the dual responsibilities. By season's end, his offense ranked among the greatest in franchise history and led the team to their first 12-win season. The team scored 416 points, the second highest total in franchise history (419 points in 1968) and averaged 357.2 yards per game. It was the second-best season average in Jets history (368.5 ypg in 1985). In addition, they also controlled the ball for an average of 32:17 per game, second in the AFC and third in the NFL.

Both of Weis' starting receivers, Johnson (1,131) and Chrebet (1,083), eclipsed the 1,000-yard receiving plateau for the first time in their respective careers. It also marked the first time since 1986 that two Jets receivers reached that milestone in one season. At the conclusion of the 1998 season, three of his offensive stars - Johnson, Curtis Martin and Vinny Testaverde - were voted to represent the AFC in the Pro Bowl.

In 1999, Weis' offense produced the league's second-leading rusher and the AFC's fourth ranked receiver. Martin rushed for 1,464 yards, falling just 90 yards shy of the rushing title. Keyshawn Johnson led the team and established career-highs with 89 receptions for 1,170 yards. He was elected to his second consecutive Pro Bowl at the end of the season.

Weis began his professional coaching career with the New York Giants in 1990. After working in the Giants pro personnel department in 1989, Weis accepted the position of defensive assistant and assistant special teams coach. In his first season on the Giants coaching staff, the Giants claimed the Super Bowl title with a 16-3 overall record. In 1991, Ray Handley took over as coach of the Giants and named Weis his running backs coach.

In 1993, Weis began a very successful four-year stint with the Patriots (1993-96). He coached three different positions - tight ends, running backs and wide receivers - and played a major role in the development of Ben Coates, Curtis Martin and Terry Glenn. In 1993 and 1994, he served as the team's tight ends coach. In 1993, Coates led the team in receptions. In 1994, Coates set an NFL record for receptions by a

tight end with 96 and earned his first trip to the Pro Bowl as a first-team All-Pro.

In 1995, Weis was re-assigned to coach the Patriots' running backs and was credited with developing Martin, a third-round '95 draft pick, into one of the premier running backs in the NFL. That year, Martin won Rookie of the Year honors and set franchise rushing records with 1,487 yards and 14 touchdowns. He was the only rookie representative in the 1996 Pro Bowl. Martin's 1,487 yards rushing was the fourth-best rookie performance in NFL history. His 14 rushing touchdowns ranked third all-time among rookie rushers.

In 1996, Weis was again assigned a new position, drawing the duty of coaching the team's receivers. Under his tutelage, Glenn led the team and set an NFL rookie reception record with 90 catches for 1,132 yards and six touchdowns. Glenn finished second to fellow Ohio State alum Eddie George in the Associated Press balloting for Offensive Rookie of the Year.

Upon the completion of his undergraduate studies, Weis began a coaching and teaching career at Boonton High in New Jersey in 1979. He coached football, basketball and baseball, while also teaching English. In 1980, he moved to Morristown (N.J.) High, where he assumed similar responsibilities. He moved up to the collegiate ranks in 1985 as an assistant at South Carolina (1985-88). In 1989, he returned to New Jersey to accept the position as head coach at Franklin Township High. That year, he directed them to the New Jersey State Championship.

## Personal

Charlie Weis was born March 30, 1956, in Trenton, N.J. He excelled both athletically and academically at Middlesex (N.J.) High. He then attended the University of Notre Dame, where he earned his bachelor's degree in communications and education. While coaching in South Carolina, Weis earned his master's degree in education. Charlie and his wife, Maura, have two children, Charles Joseph and Hannah Margaret.





# MIKE WOICIK

## STRENGTH & CONDITIONING

24<sup>TH</sup> COACHING SEASON  
12<sup>TH</sup> NFL SEASON  
2<sup>ND</sup> PATRIOTS SEASON

### COACHING CAPSULE

Years	Team	Position
1978-80	Springfield	Asst. Track Coach/Weight Room Coord.
1980-89	Syracuse	Strength & Conditioning
1990-96	Dallas Cowboys	Strength & Conditioning
1997-99	New Orleans Saints	Strength & Conditioning
2000-01	New England Patriots	Strength & Conditioning

### Pronunciation: WOY-sick

### Coaching

Mike Woicik was named the Patriots strength and conditioning coach on Bill Belichick's staff on Feb. 16, 2000. The 24-year coaching veteran is now in his 12th season in the NFL and brings a strength and conditioning program to New England that helped produce three Super Bowl championships in Dallas. Over the past year, he has worked closely with Robert Edwards, who continues to rehabilitate a severe knee injury that he suffered in February of 1999.

He entered the NFL coaching ranks with the Dallas Cowboys in 1990. During his seven seasons (1990-96) with the Cowboys, they totaled an 89-38 record, including 12 playoff victories and three Super Bowl championships.

Conditioning played a big part in the Cowboys overall success. In his final six seasons with Dallas, they had a cumulative 35-11 (.761) record from Thanksgiving until the end of the playoffs.

In 1992, he was voted the NFL's "Strength Coach of the Year."

In 1997, he accepted the strength and conditioning responsibilities of the New Orleans Saints. He spent three seasons with the Saints (1997-99).

Woicik began his strength and conditioning

training at Springfield College in 1978. He served as the track coach and weight room coordinator from 1978-80. In 1980, he was hired by Syracuse University, where he developed the strength and conditioning programs for the university for the next decade (1980-89).

### Personal

Mike Woicik was born Sept. 26, 1956 in Baltimore, Md. and raised in Westwood, Mass. He graduated from Westwood (Mass.) High and starred on the track and football teams. He earned a bachelor's degree in history from Boston College and a master's degree in physical education from Springfield College. Woicik was an outstanding discus thrower at Boston College, setting a school record of 180 feet, 5 inches. He also earned All-East honors and qualified for the NCAA Championships while competing in the discus at BC. In addition to the discus, he also competed in the shot put and hammer throw.

### Coaching Assistants

**Ned Burke** joined the Patriots on Feb. 4, 2000 as a coaching assistant on Bill Belichick's staff. His responsibilities are primarily as an offensive staff assistant and includes the preparation of opponent scouting charts. He joined the Patriots after spending the 1999 season in the personnel department of the New York Jets. The Wayland, Mass. native attended Cornell, where he played football and lacrosse. He spent one season with the Barcelona Pioneers, a semi-pro football team in Spain. In 1997, he was named the offensive coordinator at the Salisbury School, where he enjoyed two undefeated seasons before joining the Jets staff in 1999.

**Brian Daboll** joined the Patriots in February of 2000 when he was named a coaching assistant on Bill Belichick's staff. His coaching responsibilities are primarily as a defensive staff assistant and include the preparation of opponent scouting charts. Prior to joining the Patriots, he worked as a graduate assistant at Michigan State. He started as an administrative G.A. in 1998, but spent the 1999 season assisting the defensive coaches, working primarily with the defensive backs. He began his coaching career as the secondary coach at William & Mary in 1997. He attended the University of Rochester, where he was a two-year starter at free safety. The Buffalo native was married in the spring of 2000. Brian and his wife, Onalee, have one son, Christian.

# ALL-TIME COACHES RECORDS

(LISTED CHRONOLOGICALLY)

Coach	Seasons	Regular Season		Win Pct.	Postseason W-L	Career W-L-T	Career Win Pct.
		Years	W-L-T				
Lou Saban*	1.5	1960-61	7-12-0	.368	0-0	7-12-0	.368
Mike Holovak	7.5	1961-68	52-46-9	.528	1-1	53-47-9	.528
Clive Rush**	1.5	1969-70	5-16-0	.238	0-0	5-16-0	.238
John Mazur***	2.0	1970-72	9-21-0	.300	0-0	9-21-0	.300
Phil Bengtson	0.5	1972	1-4-0	.200	0-0	1-4-0	.200
Chuck Fairbanks	6.0	1973-78	46-39-0	.541	0-2	46-41-0	.529
Bullough-Erhardt#		1978	0-1-0	.000	0-0	0-1-0	.000
Ron Erhardt#	3.0	1979-81	21-27-0	.438	0-0	21-27-0	.438
Ron Meyer##	2.5	1982-84	18-15-0	.545	0-1	18-16-0	.529
Raymond Berry	5.5	1984-89	48-39-0	.552	3-2	51-41-0	.554
Rod Rust	1.0	1990	1-15-0	.063	0-0	1-15-0	.063
Dick MacPherson	2.0	1991-92	8-24-0	.250	0-0	8-24-0	.250
Bill Parcels	4.0	1993-96	32-32-0	.500	2-2	34-34-0	.500
Pete Carroll	3.0	1997-99	27-21-0	.563	1-2	28-23-0	.549
Bill Belichick	1.0	2000	5-11-0	.313	0-0	5-11-0	.313
<b>All-Time Totals</b>	<b>41.0</b>	<b>1960-2000</b>	<b>280-323-9</b>	<b>.465</b>	<b>7-10</b>	<b>287-334-9</b>	<b>.463</b>

\* Released after five games in 1961

\*\* Released after seven games in 1970

\*\*\* Released after nine games in 1972

# Ron Erhardt and Hank Bullough served as co-head coaches during Chuck Fairbanks' one-game suspension (12/18/78).

## Released after five games in 1984.

Coach	Games	Postseason Games		Pct.
		Years	W-L-T	
Mike Holovak	2	1963	1-1-0	.500
Chuck Fairbanks	2	1976, 1978	0-2-0	.000
Ron Meyer	1	1982	0-1-0	.000
Raymond Berry	5	1985, 1986	3-2-0	.600
Bill Parcels	4	1994, 1996	2-2-0	.500
Pete Carroll	3	1997, 1998	1-2-0	.333
<b>Postseason Totals</b>	<b>17</b>	<b>10 Years</b>	<b>7-10-0</b>	<b>.412</b>

Coach	Games	Preseason Games		Pct.
		Years	W-L-T	
Lou Saban	9	1960-61	7-2-0	.778
Mike Holovak	32	1962-68	55-27-0	.156
Clive Rush	9	1969-70	2-7-0	.222
John Mazur	12	1971-72	3-9-0	.250
Chuck Fairbanks	34	1973-78	20-13-1	.603
Ron Erhardt	12	1979-81	7-5-0	.583
Ron Meyer	12	1982-84	3-9-0	.250
Raymond Berry	21	1985-89	10-11-0	.476
Rod Rust	4	1990	0-4-0	.000
Dick MacPherson	8	1991-92	2-6-0	.250
Bill Parcels	16	1993-96	8-8-0	.500
Pete Carroll	13	1997-99	7-6-0	.538
Bill Belichick	5	2000	3-2-0	.600
<b>Preseason Totals</b>	<b>187</b>	<b>1960-2000</b>	<b>77-109-1</b>	<b>.417</b>

Coach	Games	Opening Day Games		Pct.
		Years	W-L-T	
Lou Saban	2	1960-61	0-2-0	.000
Mike Holovak	7	1962-68	3-4-0	.429
Clive Rush	2	1969-70	1-1-0	.500
John Mazur	2	1971-72	1-1-0	.500
Chuck Fairbanks	6	1973-78	2-4-1	.357
Ron Erhardt	3	1979-81	1-2-0	.333
Ron Meyer	3	1982-84	2-1-0	.667
Raymond Berry	5	1985-89	5-0-0	1.000
Rod Rust	1	1990	0-1-0	.000
Dick MacPherson	2	1991-92	1-1-0	.500
Bill Parcels	4	1993-96	1-3-0	.250
Pete Carroll	3	1997-99	2-1-0	.667
Bill Belichick	1	2000	0-1-0	.000
<b>Preseason Totals</b>	<b>41</b>	<b>1960-2000</b>	<b>19-22-0</b>	<b>.463</b>



# ALL-TIME COACHES ROSTER

NAME	POSITION	TOTAL YEARS	YEARS OF SERVICE
Atkins, David	Offensive Backs	1	1993
Beatty, Bruce	Offensive Line	4	1969-72
<b>Belichick, Bill</b>	<b>Asst Head Coach/Secondary</b>	<b>1</b>	<b>1996</b>
	<b>Head Coach</b>	<b>2</b>	<b>2000-01</b>
Bengtson, Phil	Head Coach (Interim)	1/16	1972
Berry, Raymond	Receivers	4	1978-81
	Head Coach	5.5	1984-89
Blackmon, Don	Staff Assistant	1	1988
	Linebackers	2	1989-90
Brittenham, Dean	Strength/Conditioning	3	1985-87
Brasher, Tommy	Linebackers	3	1982-84
Bruney, Fred	Defensive Backfield	2	1962-63
Bryant, Cleve	Offensive Backfield	3	1982-84
Boudreau, Paul	Offensive Line	1	1997-98
Bullough, Hank	Defensive Line	7	1973-79
Campbell, Marion	Defensive Line	2	1962-63
Cappelletti, Gino	Special Teams	3	1979-81
Carroll, Pete	Head Coach	3	1997-99
Carthon, Maurice	Offensive Assistant	2	1994-95
	Running Backs	1	1996
Carr, Jim	Defensive Backfield	5	1985-89
Caruthers, LeBaron	Strength/Conditioning	3	1982-84
Collier, Joe	Defensive Backfield	2	1960-61
	Defensive Coordinator	2	1991-92
Collier Joel	Asst. Running Backs/WR	2	1991-92
Coury, Dick	Offensive Coordinator	2	1991-92
<b>Crennel, Romeo</b>	<b>Defensive Line</b>	<b>4</b>	<b>1993-96</b>
	<b>Defensive Coordinator</b>	<b>1</b>	<b>2001</b>
Crosby, Steve	Special Teams/Tight Ends	1	1990
<b>Davidson, Jeff</b>	<b>Tight Ends</b>	<b>1</b>	<b>1997</b>
	<b>Offensive Line Assistant</b>	<b>4</b>	<b>1998-01</b>
Dotsch, Rollie	Outside Linebackers	2	1975-76
Elias, Bill	Defensive Backfield	2	1969-70
Endicott, Steve	Receivers	2.5	1982-84
Eriber, Lew	Offensive Coordinator/QBs	3	1982-84
Erhardt, Ron	Offensive Backfield	6	1973-78
	Head Coach	3	1979-81
Evans, Dick	Defensive Line	2	1971-72
Fairbanks, Chuck	Head Coach	6	1973-78
<b>Fears, Ivan</b>	<b>Wide Receivers</b>	<b>5</b>	<b>91-92, 99-01</b>
Fletcher, Tom	Defensive Backfield	2	1971-72
Gerber, Norm	Inside Linebackers	2	1991-92
Gibson, Claude	Defensive Backfield	1	1968
Grier, Bobby	Offensive Backfield	9	1981, 85-92
Groh, Al	Defensive Coordinator/LBs	4	1993-96
Hamilton, Ray	Asst. Defensive Line	5	1985-89
	Defensive Line	3	1997-99
Hoaglin, Fred	Offensive Line	4	1993-96
Holovak, Mike	Offensive Backfield	1.5	1960-61
	Head Coach	7.5	1961-68
Humeniuk, Rod	Asst. Head Coach/O-Line	5	1985-88
	Offensive Line	3	1990-92
Jackson, Harold	Receivers	5	1985-89
<b>Johnson, Pepper</b>	<b>Inside Linebackers</b>	<b>1</b>	<b>2001</b>
Jones, Stan	Defensive Line	2	1991-92
Kennan, Larry	Offensive Coordinator	1	1997
Khayat, Eddie	Defensive Line	5	1985-89
Kinard, Billy	Defensive Backfield	2	1979-80
Lantz, Rick	Linebackers	1	1981
Lindsey, Dale	Defensive Line	1	1990
Loudt, Rommie	Linebackers	1	1966
Lynn, Ron	Defensive Backs	3	1997-99
MacPherson, Dick	Head Coach	2	1991-92
<b>Mangini, Eric</b>	<b>Defensive Backs</b>	<b>2</b>	<b>2000-01</b>
McLaughlin, Leon	Offensive Line	1	1977
Mazur, John	Offensive Backfield	1.5	1969-70
	Head Coach	2.5	1970-72
<b>Melvin, Randy</b>	<b>Defensive Line</b>	<b>2</b>	<b>2000-01</b>
Meyer, John	Linebackers	4	1969-72
Meyer, Ron	Head Coach	2.5	1982-84
Miller, Burnie	Special Teams	1	1972
Miller, Red	Offensive Line	6	1960-61, 73-76
Moore, Myrel	Outside Linebackers	2	1991-92
Mora, Jim	Defensive Coordinator	1	1982

NAME	POSITION	TOTAL YEARS	YEARS OF SERVICE
Morris, Guy	Asst. Offensive Line	2	1988-89
<b>Muir, Bill</b>	<b>Offensive Line</b>	<b>3</b>	<b>1982-84</b>
Nelsen, Bill	Quarterbacks	2	1973-74
Nelson, Steve	Linebackers	1	1990
Palmer, Chris	Wide Receivers	4	1993-96
Parcells, Bill	Linebackers	1	1980
	Head Coach	4	1993-96
Parker, Johnny	Strength/Conditioning	7	1993-99
Parilli, Babe	Quarterbacks	1	1981
Patterson, Andre	Defensive Assistant	1	1997
<b>Paul, Markus</b>	<b>Asst. Strength &amp; Conditioning</b>	<b>2</b>	<b>2000-01</b>
Pelini, Bo	Linebackers	3	1997-99
Perkins, Ray	Receivers	4	1974-77
	Offensive Coordinator	4	1993-96
Polonchek, John	QBs/Special Asst. to Coach	12	75-80, 85-90
Pope, Mike	Running Backs	1	1994
	Tight Ends	2	1995-96
Raye, Jimmy	Offensive Coordinator/QBs	1	1990
<b>Rehbein, Dick</b>	<b>Quarterbacks</b>	<b>2</b>	<b>2000-01</b>
Reilly, Jack	Quarterbacks	2	1998-99
Richardson, Jesse	Defensive Line	5	1965-69
Ringo, Jim	Offensive Line	4	1978-81
Roach, Dick	Defensive Backs	1	1981
Rowan, Keith	Special Teams	1	1989
Rush, Clive	Head Coach	1.5	1969-70
Rust, Rod	Defensive Coordinator	5	1983-87
	Head Coach	1	1990
Rutigiano, Sam	Off. Backs/Receivers	3	1971-73
<b>Ryan, Rob</b>	<b>Linebackers</b>	<b>1</b>	<b>2000</b>
	<b>Outside Linebackers</b>	<b>1</b>	<b>2001</b>
Saban, Lou	Head Coach	1.5	1960-61
<b>Scamechia, Dante</b>	<b>Special Teams/TE's</b>	<b>10</b>	<b>1982-88</b>
	<b>Special Assistant</b>	<b>2</b>	<b>1993-94</b>
	<b>Defensive Asst./LB's</b>	<b>2</b>	<b>1995-96</b>
	<b>Special Teams</b>	<b>2</b>	<b>1997-98</b>
	<b>Offensive Line</b>	<b>1</b>	<b>1999</b>
	<b>Asst. Head Coach/Off. Line</b>	<b>2</b>	<b>2000-01</b>
<b>Seely, Brad</b>	<b>Special Teams</b>	<b>3</b>	<b>1999-01</b>
Shinnick, Don	Linebackers	5	1985-89
Shurmur, Fritz	Defensive Line	4	1978-81
Sidwell, Steve	Linebackers	3	1982-84
	Defensive Coordinator	3	1997-99
Simmons, Jerry	Strength/Conditioning	3	1988-90
Smith, Carl	Asst. Head Coach/QBs	1	1997
	Tight Ends	2	1998-99
Smith, Jerry	Defensive Line	2	1960-61
Spinney, Art	Offensive Line	7	1962-68
Steckel, Les	Quarterbacks/Receivers	4	1985-88
Stoltz, Jerry	Receivers	4	1969-72
Summer, Charlie	Linebackers/Secondary	6	1973-78
	Defensive Coordinator/DBs	1	1990
Sweatman, Mike	Special Teams	4	1993-96
Taseff, Carl	Defensive Backs	1	1964
Trott, Bob	Defensive Backs	3	1993-95
<b>Uyrus, Dave</b>	<b>Asst. Special Teams/DL</b>	<b>2</b>	<b>1991-92</b>
<b>Valek, Jim</b>	<b>Special Teams</b>	<b>3</b>	<b>1973-75</b>
Walker, DeWayne	Defensive Assistant/DBs	3	1998-00
Walker, Dick	Defensive Backs	1	1977
Walters, Steve	Defensive Backs	3	1982-84
	Wide Receivers	2	1997-98
Weaver, Larry	Defensive Backfield	4	1973-76
Weber, Chuck	Defensive Line/Backfield	4	1964-67
<b>Weis, Charlie</b>	<b>Tight Ends</b>	<b>2</b>	<b>1993-94</b>
	<b>Running Backs</b>	<b>1</b>	<b>1995</b>
	<b>Wide Receivers</b>	<b>1</b>	<b>1996</b>
	<b>Offensive Coordinator/RBs</b>	<b>2</b>	<b>2000-01</b>
West, Charlie	Defensive Backs	2	1991-92
Wilson, Kirby	Running Backs	3	1997-99
<b>Woick, Mike</b>	<b>Strength and Conditioning</b>	<b>2</b>	<b>2000-01</b>
Wood, Richard	Receivers	2	1989-90
Yewick, Tom	Offensive Backs/Sp Teams	3	1976-78
Zampese, Ernie	Offensive Coordinator	2	1998-99





## SCOTT PIOLI

### DIRECTOR OF PLAYER PERSONNEL



Scott Pioli, now in his 10th NFL season in personnel, joined the New England Patriots personnel department on Feb. 10, 2000 when he was named the assistant director of player personnel. He was promoted to director of player personnel in 2001. In his current position, Pioli oversees all personnel matters, including the coordination of all player evaluations, the team's preparations for the college draft, the operation of the pro personnel department and the tracking of all player transactions throughout the year. He is also involved in the contract negotiations for many of the team's free agent signings.

Since Pioli joined the Patriots, the team has been among the league's most active in acquiring veteran talent. Eleven of the team's veteran free agent signings in 2000 contributed in starting roles for the Patriots that year. This year, Pioli continues to mine the free agent waters and has signed numerous experienced free agents who will not only be expected to compete for starting positions, but whose contributions are also expected to create the foundation for future championship-contending teams.

Head Coach Bill Belichick and Pioli share a common football philosophy and have concentrated their efforts to rebuild the foundation of the Patriots through the integration of young talent and veteran leadership. Both in Cleveland and in New York with the Jets, Pioli successfully acquired veteran free agents who played important roles in building playoff teams.

Pioli began his NFL career when Belichick hired him as the pro personnel assistant of the Cleveland Browns in 1992. In his first season, he was responsible for the evaluation of college and pro prospects, veteran free agents and the day-to-day operations of the personnel department. He also coordinated all player tryouts and assisted in the negotiation of some free agent contracts. In 1994, the Browns improved to 11-5, the second-best

record in the AFC that year, and defeated the Patriots in a wild-card playoff game.

He was promoted to director of pro personnel after the Cleveland franchise moved to Baltimore in 1996. He spent one season with the Baltimore Ravens, where he gained valuable experience negotiating the contracts of free agents and middle-to-late round draft choices.


In 1997, he was hired by the New York Jets as the director of pro personnel. His responsibilities included the department's coordination of free agency, advance scouting of the upcoming opponent, the scouting of prospects at every level of professional football and tracking all personnel player transactions. While in New York, he implemented a new state-of-the-art player personnel database and computer system.

Pioli played defensive tackle at Central Connecticut State (1983-87), where he was a three-time, first-team Division II All-New England selection and earned honorable mention All-East honors for three consecutive years (1985-87). After graduating with a degree in communications, he accepted a two-year graduate assistant position at Syracuse University beginning in 1988.

He accepted a full-time coaching opportunity at Murray State, where he spent one season as the offensive line coach (1990) and one season as the defensive line coach (1991). He left the coaching ranks to join the Browns personnel department in 1992.

Scott Pioli was born on March 31, 1965 in Washingtonville, N.Y. He played linebacker at Washingtonville High, where he also excelled in baseball. He earned his master's degree in television and film at Syracuse's S.J. Newhouse School of Communication graduate studies program. He remains an avid baseball fan and he enjoys listening to a wide collection of music. He and his wife, Dallas, reside in Wrentham, Mass.





## LARRY COOK

### DIRECTOR OF COLLEGE SCOUTING




Larry Cook was named the director of college scouting on May 1, 1997. In his current role, he oversees a staff of personnel scouts who are responsible for scouting all the nation's eligible college prospects.

Cook originally joined the Patriots scouting department as a personnel scout on Dick Steinberg's staff on Feb. 1, 1985, after a 22-year coaching career. He began his coaching career in 1963 at Fountain Valley High School in California. In 1975, he joined the collegiate ranks when he accepted an assistant

coaching position at Cal State Fullerton. After three seasons at Fullerton, he accepted his first professional assignment as an assistant with the Los Angeles Rams scouting department. He spent six seasons (1979-84) with the Rams before joining the Patriots scouting department in 1985.

Cook was born Feb. 12, 1939 in Irvine, Calif. He and his wife, Nadine, have a daughter, Jacquelyn, and two sons, Michael and Steven.



## BUCKO KILROY

### SCOUTING CONSULTANT



Francis "Bucko" Kilroy, a veteran of the NFL for 59 years, has held nearly every position imaginable during his NFL career. He has been a player, coach, personnel director, general manager, vice president and now serves as a consultant in the Patriots scouting department.

Kilroy was originally hired by the Patriots in 1971 as their player personnel director and was responsible for selecting two of the three Patriots Hall of Fame players, guard John Hannah (1973) and cornerback Mike Haynes (1976). He is credited with building some of the best teams in franchise history with the drafting of such players as Julius Adams, Hannah, Sam Cunningham, Steve Nelson, Russ Francis and Steve Grogan during his first five years as personnel director (1971-75). During the next three years, the Patriots compiled a 31-13 record (.705), including two playoff appearances.

Following the team's success, Kilroy was promoted to general manager in 1979 and was responsible for directing the Patriots day-to-day business operations, as well as handling all contract negotiations. On Feb. 16, 1983, he was promoted to vice president, a position he held until he retired following the 1993 season. Since then, he has offered his assistance as a scouting consultant to the personnel department.

Kilroy is revered in scouting circles, having started many of the scouting services that are now used by the


entire league. He was one of the originators of the National Scouting Combine, now in its 20th year. He also has developed and trained numerous personnel people who later became NFL scouting directors.

He began his playing career with the war-time "Steagles" in 1943 (the union of the Steelers and the Eagles during World War II). He played 13 seasons with the Philadelphia Eagles serving as a two-way guard and tackle. He played in 134 games during his playing career and showed his versatility by being selected as an all-pro as both an offensive guard (1947-49) and middle guard (1952-54). He was also named to the NFL's all-decade team for the 1940's and is listed as one of the league's 300 greatest players. In 1948 and 1949, his Eagles team became the only team to ever post back-to-back shutouts in championship games.

Following his playing career with the Eagles, he moved from the field to the sidelines as a coach and scout for the Eagles (1956-61). He was named director of player personnel for the Washington Redskins in 1962 and then moved to the Dallas Cowboys in 1966. While with the Cowboys (1966-70) he worked with Gil Brandt and Tom Landry. Together they helped the Cowboys win five divisional championships.

Kilroy was born May 30, 1921 in Philadelphia and resides in Foxboro, Mass.





## ANDRE TIPPETT

### ASSISTANT DIRECTOR OF PRO SCOUTING

Andre Tippett was named the assistant director of pro scouting on March 5, 1998. In his current role, Tippett assists Scott Pioli in scouting all pro personnel. In addition, he handles the team's advance scouting responsibilities for upcoming opponents.

Tippett moved into the Patriots front office after a stellar 12-year playing career as an outside linebacker, retiring after the 1993 season as arguably the most dominant defender in Patriots history. In 1999, he was inducted into the team's Hall of Fame.

He was originally drafted by the Patriots in the second round of the 1982 NFL draft. In 1984, he set a franchise record with 18.5 sacks to earn his first of five consecutive trips to the Pro Bowl. A ruptured muscle in his right shoulder in the 1989 preseason finale sidelined him for the year and snapped his streak of Pro Bowl appearances. Pro Football Hall of Famer Mike Haynes is the only other Patriots defender to appear in five consecutive Pro Bowls.

In 1985, Tippett led the conference with 16.5 sacks and helped power the Patriots to their first AFC Championship and Super Bowl appearance. He was a consensus first-team All-Pro selection and earned Defensive Player of the Year honors from UPI and the New York Daily News. He was also voted the Tums

Neutralizer of the Year (selected by NFL Films for the hardest hits of the season). In 1987, he led the conference in sacks again, with 12.5, and the honors continued to roll in. He was voted the Linebacker of the Year by the NFL Alumni Association and the NFL Players Association and was again voted first-team All-Pro by numerous news outlets, including AP and PFWA. In the 1993 season finale, he recorded 1.5 sacks against the Miami Dolphins giving him 100 for his career. At the time, he was just the seventh player in NFL history to reach that plateau.

Tippett was born on Dec. 27, 1959 in Birmingham, Ala. He was a three-sport star in football, track and wrestling at Barringer High in Newark, N.J. He was recruited to the University of Iowa, where he earned All-American honors, capping his collegiate career as the Big Ten Champions, earning Iowa their first Rose Bowl appearance since 1959. He was named to Iowa's all-decade team for the '80s and is a member of Newark's Sports Hall of Fame. He has studied martial arts for the past three decades and is a fourth-degree black belt. He began teaching karate at his own school in 1991. His wife, Rhonda, owns a second-degree black belt. Andre has four children; three daughters, Janea, Asia and Madison, and one son, Coby.



## LIONEL VITAL

### ASSISTANT DIRECTOR OF COLLEGE SCOUTING

Lionel Vital joined the Patriots personnel department on May 18, 2000 when he was named the team's national college scout. In June of 2001, he was promoted to his current role as assistant director of college scouting. He will assist Larry Cook in overseeing all college scouting and will remain responsible for the evaluations of the nation's top college prospects.

In joining the Patriots, Vital was reunited with head coach Bill Belichick and director of player personnel Scott Pioli, a working relationship that began in Cleveland in 1992. Prior to joining the Patriots, Vital spent three seasons with the New York Jets as a talent

scout in the college scouting department. In New York, his responsibilities included the highly coveted Southeast region.

Belichick first hired Vital as a talent scout for the Cleveland Browns in 1991, after two seasons as the director of player personnel for the Montreal Machine of the World League of American Football (1990-91). Vital remained with the team through the 1995 season and accompanied the franchise's move to Baltimore in 1996. In 1997, he re-joined Belichick in New York.

Vital exhausted his professional playing career options in football and baseball before pursuing a



career in scouting. After establishing a school rushing record at Nichols State, Vital was drafted by the Washington Redskins in the seventh round of the 1985 NFL draft. He missed his rookie season due to an injury and was waived in 1986. In 1987, he re-signed with Washington and appeared in three games, rushing for 346 yards and 2 touchdowns on just 80 carries (4.3 avg.). Following the season, he signed a contract with the Chicago White Sox as an outfielder, but soon

returned to the NFL to pursue his football career. He enjoyed short stints at Buffalo and Detroit before completing his playing career with the Saskatchewan Rough Riders of the CFL from 1989-90.

Lionel Vital was born July 15, 1963 in New Iberia, La. He attended Loreauville (La.) High and earned all-district honors in football and all-state honors in baseball. He attended Nichols State, where he majored in criminal justice.



## JASON LICHT

### NATIONAL SCOUT



Jason Licht joined the Patriots personnel department on June 1, 1999 as a college scout. In June of 2001, he was promoted to national scout. In his current position, he is responsible for collecting reports on all of the nation's top college prospects and the evaluation of current NFL players.

He began his scouting career with the Miami Dolphins as an assistant in the college and pro personnel scouting departments in 1995. The following year, he assisted with quality control and was responsible for advance scouting as an offensive assistant. In 1997, he

scouted for National, a college football scouting service. Prior to joining the Patriots, he spent one season in the scouting department for the Carolina Panthers.

Licht was a two-time all-conference defensive tackle at Nebraska-Wesleyan (1993-94). He was originally recruited to the University of Nebraska as a linebacker in 1989. He played as a freshman, but red-shirted in 1990. He was asked to play offensive line, which he did in 1991, before transferring to Nebraska-Wesleyan to finish his college career. Jason was born Feb. 13, 1971. He is single and resides in Atlanta, Ga.



## MATT RUSSELL


### PRO SCOUT



Matt Russell joined the New England Patriots personnel department in December of 2000 as a pro scout. In his current position, Russell will work with Andre Tippett and report to Scott Pioli on the scouting evaluations of all pro personnel. Russell was a unanimous first-team All-American linebacker at Colorado and the recipient of the 1996 Butkus Award, presented to the nation's top college linebacker. That year, he also earned College Athlete of the Year by the Colorado Hall of Fame and was a semifinalist for the Bronko Nagurski Award, the Lombardi Award and the *Football News* Player of the Year. He finished his

collegiate career with 446 career tackles, second in school history, and was drafted in the fourth round of the 1997 NFL draft by the Detroit Lions. He played in 14 games as a rookie and led the team with 28 special teams tackles. He was also credited with 20 defensive tackles, including 13 in a game against New Orleans. A promising career was cut short after Russell suffered severe knee injuries in the 1998 and 1999 preseason openers. The injuries, to opposite knees, were sustained one year apart and caused him to miss both seasons on Injured Reserve. Matt and his wife, Sonja, were married in July of 2001.





## MARVIN ALLEN

### COLLEGE SCOUT




Marvin Allen joined the Patriots scouting department on June 19, 1997. He was originally drafted by the Patriots in the 11th round (294th overall) of the 1988 NFL draft after rushing for 369 yards on 73 carries (5.1 avg.) during his senior year at Tulane. In four seasons with the Patriots (1988-91),

he rushed for 378 yards and two touchdowns on 94 carries (4.0 avg.). He also returned 43 kicks for 844 yards (19.6 avg.). Allen was born Nov. 23, 1965 in Wichita Falls, Texas. He is single and resides in Wichita Falls.



## JAKE HALLUM

### COLLEGE SCOUT



Jake Hallum joined the Patriots scouting department as a personnel scout on May 31, 2000. For more than three decades, Hallum has been evaluating college talent. Prior to joining the Patriots, he provided five seasons of expertise as a college scout for the Philadelphia Eagles. His experience at the college level began as the head coach at Morehead State in 1968. After four seasons (1968-71) and a 22-17-1 record, Hallum moved on to the University of Maryland, where he coached the offensive line from 1972 to 1981. In 1982, he began an eight-year assignment as an assistant at Kentucky. In 1990, he accepted the position as offensive line and tight ends coach at Arizona State. Following the 1991 season, he left the coaching ranks, completing a 24-year

coaching career. In 1992, he began his scouting career as a regional scout for National Football Scouting, a position he held for three seasons prior to joining the Eagles. During his three-year tenure, he scouted Texas, Oklahoma, Louisiana and Mississippi. Hallum was born Nov. 2, 1938 in Liberty, S.C. He played linebacker and guard at Newberry College (1957-60) and later earned his master's degree from Murray State in 1965. He coached high school football at his alma mater, Pickens (S.C.) High (1960-62), before making stops at Hopkinsville (Ky.) High (1962-66) and Paul Blazer High in Ashland, Ky. (1966-67). Jack and his wife, Mable, reside in Cypress, Texas. They have two sons, Todd and Bart.



## PAUL PAWLAK

### COLLEGE SCOUT



Paul Pawlak joined the Patriots scouting department on June 23, 1994. His first assignment with the Patriots was in 1991, when he assisted the team's scouting department as an advance scout. Pawlak adds over 28

years of college coaching experience to the Patriots, including 10 years as the head coach at Northeastern. While at Northeastern, he received the Murray Lewis Award for his lifelong contribution to college football.



He began his coaching career in 1963 at Springfield College. He spent the next two years at Washington and Jefferson College (1964) and the Citadel (1965) before returning to the northeast in 1966 as an assistant at Cornell. After eight seasons of Ivy League play, he accepted his first head coaching responsibilities at Tufts University (1974-77) in Boston, where he earned UPI New England Small College Division III Coach of the Year honors in 1976. In 1978, he was named the

offensive coordinator and assistant head coach at the University of Massachusetts-Amherst. That year, UMass competed for the Division I-AA Championship. After three years at UMass, he was named head coach at Northeastern in 1981, where he was credited with rebuilding the football program. Paul was born July 26, 1940. He and his wife, Concetta, have three children, William, Robert and Amy.



## **KEN STERNFELD**

### **COLLEGE SCOUT**



Ken Sternfeld re-joined the Patriots scouting department in January of 1995 after serving four years as the team's ticket manager (1991-94). He originally began working for the Patriots as an intern in 1981. He served the next two seasons as an administrative aide before being named the team's ticket office manager in 1984. He worked in the ticket office for four years (1984-88) before returning to the scouting department in 1989. After two seasons in scouting, he returned to manage the ticket office at a time when

season ticket sales were at a 20-year low. After the 1994 season, Robert Kraft's first season as owner when ticket sales soared to an all-time high, Sternfeld returned to the scouting department. Ken was born March 11, 1961. The Long Island native attended Locust Valley High in Brookville, N.Y. before earning a business degree at Northeastern University in 1984. Ken and his wife, Anne, have two children, Anna and Timmy.



## **ERNIE ADAMS**

### **FOOTBALL RESEARCH DIRECTOR**



Ernie Adams returned to the Patriots staff when he was appointed football research director by Bill Belichick on April 25, 2000. His responsibilities include researching special assignments for both the coaching staff and the personnel department. After coaching for four seasons at Northwestern (1972-75), Adams entered the NFL coaching ranks with the New England Patriots as the administrative assistant and assistant offensive coach on Chuck Fairbanks' staff in 1975. In addition to his on-field responsibilities, his duties included all aspects of

football operations, including computer analysis, statistical evaluations and film coordination. After four seasons with the Patriots, he accepted a position with the New York Giants in 1979. In 1982, he was promoted to director of pro personnel, a position he held for four seasons. In 1991, he joined Belichick's staff in Cleveland as an offensive assistant, a position he held for five seasons. Adams attended Phillips Academy in Andover, Mass.





## **BERJ NAJARIAN**

### **EXECUTIVE ADMINISTRATOR TO THE HEAD COACH**

Berj Najarian was named executive administrator to the head coach on Feb. 4, 2000. In his current position, he manages several elements of Head Coach Bill Belichick's off-the-field agenda, including various football operations, player and staff communication, scheduling and personal requests. He joined the Patriots after five seasons as a member of the public relations department of the New York Jets. A 1991

Boston University graduate, Najarian returned to New York after college to intern with the New York Knicks. After his internship, he landed a job with a public relations firm in New York City. He entered the NFL ranks in 1995, filling an opening in the public relations department of the New York Jets. He is a native of Manhasset, N.Y. He and his wife, Regina, reside in Norfolk, Mass.



## **NICK CARPARELLI**

### **DIRECTOR OF OPERATIONS**

Nick Carporelli, Jr. was named the director of operations on March 26, 2001. Carporelli is responsible for team travel, training camp and various day-to-day player and football staff logistics. He joins the Patriots after serving as a football administrator at the University of Notre Dame, where he coordinated all recruiting activities, oversaw the university's NCAA compliance efforts and handled team travel for the football team. The New Haven, Conn. native attended high school in Cheshire,

Conn. before attending Worcester Polytechnic Institute. He earned varsity letters in basketball, baseball and golf while earning his bachelor's degree in mechanical engineering. He accepted a position as the assistant director of football operations at Syracuse University in 1992. While at Syracuse, he enrolled in graduate school, earning his M.B.A. in 1994. Nick and his wife, Renée, reside in Cumberland, R.I.



## **RON O'NEIL**

### **HEAD TRAINER**

Ron O'Neil joined the Patriots as the team's head trainer on April 1, 1984, a position he has served for the past 17 years. He is one of the most respected among NFL trainers. In 1997, O'Neil and his staff were selected as the 1997 NFL Athletic Training Staff of the Year. The award was presented at the Ed Block Courage Awards banquet. O'Neil attended Ball State University and earned his bachelor's degree in physical education with a minor in biological sciences. In 2001, Ball State inducted O'Neil into the school's Athletics Training Ring of Honor. He began his career as an assistant athletic

trainer at Northwestern University in 1969. After four years at Northwestern, he accepted a position with the Philadelphia Eagles as the assistant athletic trainer and strength and conditioning coordinator. He served in that position for 12 seasons before joining the Patriots in 1984. During his career, O'Neil has been a part of three Super Bowl teams (XV, XX, XXXI), including both of the Patriots appearances (Super Bowl XX and XXXI). Ron was born Jan. 9, 1948 in Clarksburg, W.V. He and his wife, Joyce, have three children, Chad, Shawn and Kara.





## **JOE VAN-ALLEN**

### **ASSISTANT TRAINER**

Joseph Van Allen joined the New England Patriots training staff in the spring of 2001. Prior to joining the Patriots, he served as the team physical therapist at Virginia Polytechnic Institute and State University in Blacksburg, Va. He also held the title of director of

physical therapy at University Physical Therapy, an outpatient therapy practice in Blacksburg. He received his bachelor's degree at Millikin University before earning a master's of science in physical therapy at the University of Miami. Joe and his wife, Jody, were wed in 2000.



## **DON BROCHER**

### **EQUIPMENT MANAGER**

Don Brocher was named the equipment manager for the team in February of 1994. He originally began working for the Patriots on a part-time basis in 1972 as a ball boy on George Luongo's staff during the John Mazur/Phil Bengtson head coaching season. Now in his 30th season, Brocher is the longest tenured employee

currently on staff for the Patriots. During his tenure, he has handled the equipment needs for 11 of the Patriots 14 head coaches. He was born Nov. 23, 1952 in Boston, Mass. He and his wife, Laurie, reside in Norton, Mass.



## **JOHN HILLEBRAND**

### **ASSISTANT EQUIPMENT MANAGER**

John Hillebrand joined the Patriots staff as the assistant equipment manager on May 23, 1994. Prior to joining the Patriots, he served three years (1991-94) as the assistant athletic equipment manager at Boston College. There, his responsibilities included handling the equipment needs for men's hockey, men's and women's soccer, field hockey, women's basketball, baseball, softball and men's and women's lacrosse, in

addition to assisting in the needs of all of BC's 36 varsity sports. He graduated from Edinboro University in Pennsylvania in 1989 and accepted his first job in the Edinboro athletic department as the head equipment manager in 1990. He was born July 31, 1967. The Pennsylvania native is single and currently resides in Wellesley, Mass.





## **JIMMY DEE**

**VIDEO DIRECTOR**



Jimmy Dee was appointed the video director of the Patriots on April 28, 1997. His responsibilities include overseeing all video operations for the Patriots, which includes filming, dubbing and editing of all game footage and practice tapes. He originally joined the Patriots on March 31, 1994 when he was named the

assistant video director on Ken Deininger's staff. Prior to joining the Patriots, Dee was the production director for United Video Cable in Westport, Mass. He was born June 23, 1957 in New Bedford, Mass. Jimmy and his wife, Karen, reside in New Bedford and are expecting their first child in August of 2001.



## **FERNANDO NETO**

**VIDEO ASSISTANT**



Fernando Neto joined the Patriots video department as an intern on July 23, 1997. Following the 1997 season, he was offered a full-time position as a video assistant. Prior to joining the Patriots, he worked as a freelance videographer. He attended Franklin Pierce College in New Hampshire, where he earned his degree in

communications. In addition to his work behind the lens, he has also spent countless hours producing and editing programs for New Bedford's cable access station in New Bedford, Mass. Fernando is an avid film buff and aspires to complete a film someday.



## **MATT WALSH**

**VIDEO ASSISTANT**



Matt Walsh is now in his third season as a video assistant and his sixth in affiliation with the Patriots. Prior to accepting his position in the video department on July 30, 1999, he had been working as a staff assistant in the scouting department. His start in professional football began in 1995 with the expansion Connecticut Coyotes of the Arena Football League, while attending Springfield College. Walsh began working with the

Patriots in 1996, as a media relations day of game staff assistant. In 1997, he completed an internship in the Patriots media relations department prior to graduating from Springfield College in 1998. After graduation, he was hired as a hockey contact by American International College in Springfield, Mass., where he worked until rejoining the Patriots for the 1998 season. Walsh is single and resides in North Providence, R.I.



# HOW THE PATRIOTS WERE BUILT

YEAR	DRAFTEES (37)	VETERAN FREE AGENTS (23)	WAIVERS (4) / TRADES (1)	ROOKIE AND FIRST-YEAR FREE AGENTS (23)
1993	Drew Bledsoe (1) Troy Brown (8)			
1994	Willie McGinest (1)			
1995	Ty Law (1) Ted Johnson (2)			
1996	Terry Glenn (1) Lawyer Milloy (2) Tedy Bruschi (3)			Adam Vinatieri (fa)
1997	Brandon Mitchell (2)			
1998	Robert Edwards (1a) Tebucky Jones (1b) Tony Simmons (2a) Rod Rutledge (2b) Greg Spire (3b)			Kato Serwanga (fa)
1999	Damien Woody (1a) Andy Katzenmoyer (1b) Kevin Faulk (2) Tony George (3) Michael Bishop (7a) Sean Morey (7b)	Lee Johnson (5)(CIN)		
2000	Adrian Klemm (2) J.R. Redmond (3) Greg Robinson-Randall (4) Antwan Harris (6a) Tom Brady (6b) David Nugent (6c) Patrick Pass (7b)	Joe Andruzzi (fa) (G.B.) Bobby Hamilton (fa) (NYJ) Rob Holmberg (7) (MIN) Chuck Osborne (7) (GB) Otis Smith (fa) (NYJ) Grant Williams (fa) (SEA) *	Matt Chatham (fa) (cw-STL) Dane Looker (fa) (tr-STL) Matt Stevens (3) (cw-WAS) Jermaine Wiggins (fa)(cw-NYJ)	Terrance Beadles (fa) Brad Costello (fa) Antico Dalton (fa) Adam Davis (fa) Shockmain Davis (fa) Chris Eitzmann (fa) Rob Gatrell (fa) Reggie Grimes (fa) Curtis Jackson (fa) Garrett Johnson (fa) Jeff Paulk (3) Lonie Paxton (fa) Josh Rawlings (fa) Grey Ruegamer (fa) Maugaula Tuitele (fa)
2001	Richard Seymour (1) Matt Light (2) Brock Williams (3) Kenyatta Jones (4a) Jabari Holloway (4b) Hakim Akbar (5) Arther Love (6a) Leonard Myers (6b) Owen Pochman (7a) T.J. Turner (7b)	Larry Bowie (fa) (WAS) Mike Compton (3) (DET) * Marc Edwards (2) (CLE) * Bert Emanuel (2) (MIA) * Damon Huard (fa) (MIA) Larry Izzo (fa) (MIA) * Charles Johnson (1) (PHI) Johnny McWilliams (3) (MIN) Joe Panos (3) (BUF) * Riddick Parker (fa) (SEA) David Patten (fa) (CLE) * Anthony Pleasant (3) (SF) * Terrance Shaw (2) (MIA) * Torrance Small (5) (PHI) Antowain Smith (1) (BUF) Mike Vrabel (3) (PIT) *	Ray Hill (fa) (cw-BUF)	Ronney Daniels (fa) Dan Hadenfeldt (fa) Drew Inzer (fa) Yubrenal Isabelle (fa) Jace Saylor (fa) Walter Williams (fa)

\*-unrestricted free agent


\*\*-restricted free agent





**NEW ENGLAND PATRIOTS**

# **PLAYER BIOS**





# JOE ANDRUZZI

## GUARD

6-3 ★ 315<sup>LBS</sup> ★ ACQ: FA-00  
 YEARS NFL/PATRIOTS: 5/2  
 CAREER GP/GS: 35/16 (1/0)  
 SOUTHERN CONNECTICUT ST. ★ LIBERAL ARTS  
 DOB 8/23/75 ★ STATEN ISLAND, NY



## Career Transactions

Joe Andruzzi was signed by the New England Patriots as a free agent (9/9/00) ... Placed on injured reserve (12/7/00) ... He was originally signed by the Green Bay Packers as a rookie free agent (4/25/97) ... Allocated to the Scottish Claymores of the NFL Europe League (1998) ... Placed on injured reserve (11/23/99) ... Released by the Packers (8/27/00).

## Career Highlights

★ **Career GP/GS: 35/16 (1/0)**

★ Started all 11 games he played in for the Patriots after being signed as a free agent on Sept. 9, 2000.

★ Earned a spot on the All-NFL Europe team after starting in all 10 games for the Scottish Claymores during the 1998 season.

## Seasonal Reviews

**2000 (11/11):** Signed on Sept. 9 and inserted into starting lineup eight days later vs. Minnesota (9/17) ... Placed on injured reserve on Dec. 7. **Minnesota (9/17):** Started first game as a Patriot at left guard. **Miami (9/24):** Recovered a Drew Bledsoe fumble and gained 2 yards on the recovery. **Denver (10/1):** Powered the Patriots to 314 total yards and their first win of the season 28-19. **Indianapolis (10/22):** Cleared

the way for the Patriots second-highest rushing performance of the season (155 yards) ... Also achieved season-highs in first downs (24) and rushing first downs (11) ... Offensive line did not surrender a sack against the Colts. **Cincinnati (11/19):** Offensive line only surrendered one sack in 16-13 victory. **Kansas City (12/4):** Left game in third quarter with right leg injury and was placed on injured reserve Dec. 7.

**1999 (8/3 - Green Bay):** Played in eight games, starting three at left guard ... Inactive for two other contests and spent the balance of the year on injured reserve ... Sidelined for a month after he sprained the medial collateral ligament in his right knee Aug. 5 ... Returned to the field at Detroit (9/19) ... Rotated with Mike Wahle to

play a significant number of snaps each week at left guard until starting at the position in Denver (10/17) because Wahle was forced to start at right tackle with Earl Dotson out because of a back injury ... Played much of the second half at left guard vs. Seattle (11/1) as Wahle moved to right tackle to replace Dotson, who had been ejected ... Started at left guard vs. Chicago (11/7) and at Dallas (11/14) ... Placed on injured reserve (11/23) and subsequently underwent corrective knee surgery (12/1).

**1998 (15/1, 1/0 - Green Bay):** Served as the backup to Marco Rivera at left guard ... Played in 15 games, with

one start, while seeing the majority of his playing time on special teams ... Participated for the first time, when he stepped in at left guard late in the Packers 37-3 victory over the N.Y. Giants (11/15) ... Inserted at left guard in the second half vs. Philadelphia (11/29), replacing Rivera, helped the Packers gain a season-best 178 rushing yards ... Made his first NFL start, at left guard, at Tampa Bay (Dec. 7) in place of the injured Rivera (knee) ... Inactive for regular-season finale at Chicago (12/27) ... Played on special teams in NFC Wild Card playoff game at San Francisco (1/3).

## ANDRUZZI'S BLUEPRINTS

★ Joe starred at Division II Southern Connecticut State in New Haven, Conn. He was named a first-team Division II All-American twice during his college career.

★ Joe took part in the 1999 Pro Football Team Arm Wrestling Championships at Las Vegas, along with one of his Packer teammates and the duo placed fifth out of 16 teams.

**1998 NFL Europe (10/10 -**

**Scottish Claymores):** Started all 10 games for the Claymores, earning a spot on the All-NFL Europe team in the process ... Helped Claymores to finish with the third-best team rushing total in the league (averaging 100.0 yards per game) ... The Claymores notched three 100-yard rushing performances during the season

**1997 (0/0 - Green Bay):** Battled his way onto team's opening day roster by way of an impressive early performance in the preseason when he was described by General Manager Ron Wolf as "one of the surprises of training camp" ... Inactive for all 16 regular-season games and the Packers' three playoff contests, including Super Bowl XXXII ... Missed the last month of the preseason after spraining the medial collateral ligament in his left knee in game against the New England



(July 31) ... Returned to the practice field the second week of the regular season ... Signed with the Packers as an undrafted free agent on April 25, 1997.

## College

Andruzzi was a four-year starter (1993-96) at Southern Connecticut State in New Haven, Conn. ... Selected NCAA Division II first-team All-American by the National Football Coaches Association in 1995 and 1996 ... Played center, tackle and guard during his collegiate career ... First-team all-conference selection and team captain as a senior, when he helped the Owls set season records for total yards (4,783), touchdowns (52), passing yards (2,153) and completions (142).

## Personal

Joseph Dominick Andruzzi was born in Staten Island, N.Y. on Aug. 23, 1975 ... All-city selection in football at Tottenville High School in Staten Island, N.Y. where he was an offensive and defensive tackle ... Along with then-teammate Jim Kitts, took part in the 1999 Pro Football Team Arm Wrestling Championships at Las Vegas, the duo placed fifth out of 16 teams ... Majored in liberal arts ... Joe and his wife, Jennifer, have two children, Hunter and Breanna.



# MICHAEL BISHOP

## QUARTERBACK

6-2 ★ 215<sup>LBS</sup> ★ ACQ: D7A-99(227<sup>TH</sup>)

YEARS NFL/PATRIOTS: 3/3

CAREER GP/GS: 8/0 (0/0)

KANSAS STATE ★ SOCIOLOGY

DOB 5/15/76 ★ GALVESTON, TX



## Career Transactions

Michael Bishop was drafted by the Patriots with their first pick in the seventh round (227th overall) of the 1999 NFL draft ... Signed a three-year deal with the Patriots on June 25, 1999 ... Allocated to the Frankfurt Galaxy of NFL Europe (2/12/01).

## Career Highlights

★ **Career GP/GS: 8/0 (0/0)**

★ Bishop completed his first professional pass in the dramatic fashion, finding Tony Simmons in the end zone for a 44-yard Hail Mary touchdown pass (vs. Indianapolis, 10/8/00).

## Seasonal Reviews

**2001 (NFL Europe-Frankfurt):** Started in six games for the Galaxy ... Completed 76 of 153 passes for 1,090 yards, including 11 touchdowns and seven interceptions ... He also gained 244 yards on 35 carries (7.0 avg.) and scored one touchdown ... Completed 19 of 26 passes for 233 yards, including one touchdown and one interception before having to leave the game vs. Berlin with an injured hamstring in Week Five ... He also led the Galaxy with 71 yards rushing on 10 attempts ... Led the Galaxy to a 27-17 victory in Week Four, completing nine of 23 passes for 202 yards, including three touchdowns (9, 48 and 4-yards) ... Threw for 192 yards on 14 of 32 passing and two touchdowns in Week Three against Amsterdam ... Gained 72 yards on nine

carries (8.0 avg.), including a 14-yard touchdown run against Berlin in Week Two .

**2000 (8/0):** Played in eight games with the Patriots in 2000 ... Bishop was also listed among the Patriots inactives for four games and was active, but did not play in four games ... Completed three of nine passes for 80 yards, including one touchdown and one interception ... Also rushed seven times for (-1) yards. **Tampa Bay (9/3):** Made his NFL debut when he came into the game in the fourth quarter and ran a failed two-point conversion. **N.Y. Jets (9/11):** Entered the game in the fourth quarter for one play and gained two yards on a drive that ended in Drew Bledsoe's 6-yard touchdown pass to Eric Bjornson. **Denver (10/1):** Played in first and fourth quarters rushing twice for a net gain of 0 yards ... Extended a Patriots fourth quarter drive, gaining two yards on third-and-one ... Held to a (-2) yard gain on his first attempt. **Indianapolis (10/8):** Completed his first professional pass attempt for a 44-yard Hail Mary touchdown to Tony Simmons on the last play of the first half ... The score tied the game at 10 and the Patriots went on to win 24-16 ... Became the first player since Pat Haden to complete his first NFL pass for 40 or more yards ... Haden connected with Ron Jessie for a 47-yard score (9/12/76) ... Entered game in first quarter and handed off to Kevin Faulk for a 5-yard gain on third-and-one ... Also tackled for a 6-yard rushing loss in the fourth quarter. **N.Y. Jets (10/15):** Inserted into lineup with 2:07 remaining in game and saw first



extensive playing time of his career ... He connected on two-of-six passes for 36 yards and one interception. **Indianapolis (10/22):** Entered the game in first quarter and sustained a drive with a 2-yard run on fourth-and-one ... The drive culminated with a 19-yard touchdown pass from Drew Bledsoe to J.R. Redmond. **Buffalo (11/5):** Threw incomplete Hail Mary. **Miami (12/24):** Threw an incomplete Hail Mary on the final play of the game.

**1999 (0/0):** Listed among the Patriots inactive players prior to 15 of their 16 games ... He was active for the Patriots game vs. Miami (10/17), but did not play ... His only activity during his rookie season came during the preseason ... In four preseason games, he completed 17 of 34 passes for 299 yards and three touchdowns ... His longest pass of the preseason was a 47-yard pass to fellow seventh-round draftee Sean Morey ... He was sacked twice.

## College

Bishop started in all 25 games (including bowl games) during his two seasons at Kansas State and posted a 22-3 (.880) record ... Received 792 votes, including 41 first place votes, but finished second in the 1998 Heisman Trophy voting to Ricky Williams ... Finished his Wildcat career fourth on the all-time passing list with 4,401 yards and broke Chad May's (34, 1993-94) previous record with 36 touchdown passes despite playing only two seasons ... Ranks second behind Lynn Dickey (5,779, 1968-70) in Kansas State annals with 5,715 yards of total offense ... Established a Kansas State record with 59 total touchdowns (rushing and passing) ... Holds the school's career records with 23 rushing touchdowns and 1,314 yards rushing for quarterbacks (11th overall) ... Started at Blinn (Texas) Junior College during 1995-96 season and was victorious in all 24 games, 24-0, and won two NJCAA national titles. **1998 (Senior):** Voted consensus All-American and All-Big Twelve Conference selection ... Named Big Twelve Offensive Player of the Year ... Shattered school season records with 2,844 yards, 23 touchdowns and only four interceptions ... Led the

team with 14 rushing touchdowns and finished second with 748 yards on 177 attempts (4.2 avg.) ... Totaled 3,592 total yards on offense ... Passed for 440 yards and four touchdowns on 23 of 40 passes vs. Northeast Louisiana ... His four touchdown passes tied his own school record (also set by several others) and his 440 passing yards rank second in school history ... Completed 19 of 33 attempts for 306 yards and a pair of touchdowns and rushed 25 times for 140 yards (5.6 avg.) with two scores and was voted Big Twelve Offensive Player of the Week as the Wildcats defeated

Nebraska for the first time in 30 years. **1997 (Junior):** Voted second-team All-Big Twelve Conference pick by the league's coaches and Big Twelve Newcomer of the year by Associated Press ... Started all 11 regular season games and completed 80 of 185 passes for 1,557 yards and 13 touchdowns ... Rushed for 556 yards on 147 attempts (3.8 avg.) and added nine touchdowns. **1996 (Sophomore):** Led Blinn (Texas) Junior College to a 12-0 record and a NJCAA National Championship to become the first team ever to win back-to-back titles ... Voted honorable

mention All-Conference ... Controlled an offense which accumulated 3,086 yards rushing, including 47 touchdowns and scored a total of 438 points (36.5 avg. per game) ... Passed for 972 yards, including nine touchdowns, and rushed for 265 yards and four scores. **1995 (Freshman):** Led Blinn to a 12-0 record and the NJCAA National Championship ... Gained 387 yards on 119 carries (3.3 avg.), including three scores and passed for 1,712 yards and 18 touchdowns.

## Personal

Michael Paul Bishop was born the son of Artis and Ethel Bishop on May 15, 1976 in Galveston, Texas ... All-Montgomery County, all-city and all-state selection at Willis (Texas) High ... Two-year starter who averaged 221.2 yards per game passing as a senior ... Majored in sociology at Kansas State ... Michael has one daughter, Nia.

## BISHOP'S BLUEPRINTS

★ Michael completed his first NFL pass for a 44-yard Hail Mary touchdown pass versus the Colts (10/8/00) and became the first player since Pat Haden to complete his first NFL pass for 40 or more yards. Haden connected with Ron Jessie for a 47-yard score on Sept. 12, 1976.

★ Michael accumulated a 46-3 (.938) record during his college career.

## MICHAEL BISHOP

Pos: QB Ht: 6-2 Wt: 215 Year: 3 Acq: D7a-99 (227th) College: Kansas State Born: 5/15/76

Passing														Rushing				
Year	Team	G/GS	Att	Comp	Pct.	Yds	TD	Int	LG	Sk	Yds	Rtg		Att	Yds	Avg	LG	TD
1999	Patriots	0/0	0	0	.000	0	0	0	0	0	0	0.0		0	0	0.0	0	0
2000	Patriots	8/0	9	3	.333	80	1	1	44t	0	0	64.4		7	-1	-0.1	2	0
Totals-2 years		8/0	9	3	.333	80	1	1	44t	0	0	64.4		7	-1	-0.1	2	0





**6-5 ★ 240<sup>LB</sup> ★ ACQ: D1-93 (1<sup>ST</sup>)**  
**YEARS NFL/PATRIOTS: 9/9**  
**CAREER GP/GS: 122/121 (6/6)**  
**WASHINGTON STATE ★ EDUCATION**  
**DOB: 2/14/72 ★ ELLENSBURG, WA**

## PRO BOWLS



## Career Transactions

The Patriots selected Bledsoe with the first overall pick in the 1993 NFL draft (4/25/93) ... Signed with the Patriots on July 6, 1993 ... Signed a seven-year contract extension on July 20, 1995 ... Signed a 10-year contract extension on March 7, 2001.

## Career Highlights

- ★ **Career GP/GS: 122/121 (6/6)**
- ★ Bledsoe enters the 2001 season ranked fourth among the NFL's active quarterbacks in career passing yards with 29,257 total yards.
- ★ Enters the 2001 season ranked 20th among the NFL's all-time leading passers with 2,504 career completions. He needs just 73 completions to move ahead of Phil Simms.
- ★ His 4,452 pass attempts in his first eight seasons rank second to Brett Favre whose 4,456 attempts are the most by a quarterback during **any** eight-year period in NFL history. Bledsoe needs just 46 attempts to move into the NFL's all-time top 20 for career passing attempts.
- ★ After just eight seasons, Bledsoe already owns the franchise's career passing records for attempts (4,452), completions (2,504) and yards (29,257). He enters the 2001 season needing just 19 touchdowns to eclipse Steve Grogan's career record of 182.
- ★ He has eclipsed a quarterback rating of 100.0 in 23 games during his career. The Patriots are 22-1 in those games.
- ★ Bledsoe enters the 2001 season with a 63-58 (.521) regular season record as a starter (3-3 in the playoffs). At home, he is 36-25 (.590) during the regular season and 3-0 in the playoffs.

## BLEDSOE'S BLUEPRINTS

- ★ In 2001, Drew received Pop Warner's top honor, the Inspiration to Youth Award.
- ★ Drew's grandfather, Albert McQueen Bledsoe, was a Top Gun fighter pilot during World War II and a four-star Navy Admiral.
- ★ Tommy Knecht is the only QB to have started ahead of Drew for an entire season in the seventh grade at Pioneer Junior High (Walla Walla, Wash.) in 1984. Drew was moved to tight end.
- ★ In 1998, Drew authored his first children's book, entitled "Make the Right Call."
- ★ Drew is the international chairman for the Children's Miracle Network (CMN), which has raised hundreds of millions of dollars for many children in 170 children's hospitals nationwide.
- ★ In 1996, he created the Drew Bledsoe Foundation, whose primary focus is to improve the lives of children by teaching parenting skills through a curriculum called "Parenting with Dignity."

- ★ He passed for 3,291 yards in 2000, his seventh consecutive season with at least 3,000 yards passing. He became just the fourth player in NFL history to ever accomplish the feat, joining Dan Marino (9), Brett Favre (9) and John Elway (7).

- ★ He now owns seven of the top nine single-season passing performances in franchise history. In the first 33 seasons of the franchise's history, the Patriots only had five 3,000-yard passing performances by four different Patriots quarterbacks.

- ★ Bledsoe has started 17 games when the temperatures were at or below 38 degrees. The Patriots are 12-5 in those games.

- ★ Bledsoe has started 30 games during the month of December and has an 18-12 record. The 18 wins in December are the most of any month of the season.

- ★ Bledsoe scored his first career rushing touchdown on a 13-yard run vs. the New York Jets (10/15/00). He added a 1-yard touchdown plunge the following week at Indianapolis (10/22/00).

- ★ Threw just 13 interceptions in 2000, a career low.

- ★ Bledsoe has been incredibly durable throughout his eight-year career, having played in 122 of 128 possible games since entering the league in 1993. Brett Favre, who hasn't

missed a game, is the only quarterback to see more action in games since 1993.

- ★ In 1998, he directed the Patriots to the playoffs for the fourth time in five seasons. Before Bledsoe's arrival, the Patriots had qualified for the playoffs just six times in 33 years.

- ★ Bledsoe became the first quarterback in NFL history to complete game-winning touchdown passes in the final 30 seconds of two consecutive games. He did



so in wins over Miami (11/23/98) and Buffalo (11/29/98) to propel the Patriots into the playoffs for their third straight year. Remarkably, he was able to complete the heroic come-from-behind efforts while playing with a broken index finger on his throwing hand.

★ His broken finger in 1998 forced him to miss the final two games of the season and the playoffs, snapping a streak of 56 consecutive starts, longest in the AFC. Only Brett Favre (107) and Trent Dilfer (61) had longer streaks at the time.

★ Completed a career-long 86-yard touchdown pass to wide receiver Terry Glenn at Pittsburgh (12/6/98).

★ In 1997, Bledsoe led the Patriots to their second consecutive division title for the first time in franchise history and took the Patriots into the playoffs for the third time in four years.

★ In the past seven seasons, Bledsoe has missed just three games due to injuries (one game due to a separated shoulder in 1995 and two games due to a broken index finger in 1998).

★ In 1996, just his fourth NFL season, Bledsoe guided the Patriots to an AFC Championship and took the Patriots to their second Super Bowl in franchise history.

★ In 1994, he set franchise single-season passing records for attempts (691), completions (400) and yards passing (4,555).

★ His 691 pass attempts in 1994 remain an NFL record. He also set NFL records for attempts (70) and completions (45) in a game (vs. Minnesota on 11/13/94).

★ In that game vs. Minnesota, he exploded for a franchise record by completing 45 of 70 passes for 421 yards and 3 touchdowns. Trailing 20-0 with 58 seconds remaining in the first half, he completed four consecutive passes to lead the Patriots on a seven-play, 48-yard drive to position Matt Bahr for a 38-yard field goal as time expired in the half. In the second half, Bledsoe turned in what has already become a legendary performance by completing 37 of 53 attempts (.698) for 354 yards and 3 touchdowns, without an interception, a sack, or a penalty called against the team.

★ In 1995, he set a franchise record by attempting 179 consecutive passes without an interception (10/23/95 to 11/26/95).

★ At the age of 23, he became the youngest player in NFL history to surpass the 10,000-yard passing plateau when he connected with Ben Coates on a

6-yard completion just before the half vs. the Jets (12/10/95).

★ In 1999, he fell just 15 yards shy of reaching the 4,000-yard plateau for the third time of his career. He is one of seven players in NFL history to eclipse that mark multiple times, joining Dan Marino (6 seasons), Warren Moon (4), Dan Fouts (3), Brett Favre (3), Steve Young (2) and Peyton Manning (2).

★ Prior to 1994, the franchise's single-season record for passing yards was 3,465 yards. Bledsoe eclipsed that mark six consecutive seasons.

★ At the age of 21, he became the youngest player in franchise history and just the second rookie quarterback in team history to start in his NFL debut (Jim Plunkett started in his NFL debut in 1971).

★ At the age of 22, he became the youngest quarterback in NFL history to play in the Pro Bowl.

## Seasonal Reviews

**2000 (16/16):** Voted the 2000 offensive captain by his teammates ... Started every game despite playing with a jammed thumb, an injury he suffered midseason ... Became the Patriots all-time leading passer in the second quarter at Denver (10/1) when he completed a 26-yard pass to Kevin Faulk to move ahead of Steve Grogan's record of 26,886 career yards ... Reached the 3,000-yard passing plateau for a team-record seventh time against Miami (12/24) ... Became fourth quarterback in NFL history to have seven consecutive 3,000-yard seasons, joining Dan Marino (9), Brett Favre (9) and John Elway (7) ... Set a career-high and finished third on the team with 158 rushing yards. **Tampa Bay**

**(9/3):** Rushed for a career-high 30 yards on 8 carries ... Completed a 39-yard touchdown pass to Terry Glenn with just over three minutes remaining in the game to narrow the deficit to 21-16 ... Converted a third-and-four with a 10-yard run ... Completed 8 of his first 11 attempts (.727) in the first half ... Completed 67 percent of his passes for a passer rating of 89.3 despite being sacked six times. **N.Y. Jets (9/11):** Connected with Eric Bjornson on 6-yard touchdown pass to take a 19-7 lead ... Completed 11-of-14 passes on third downs, helping the Patriots convert 11-of-22 third downs for the game ... Ran for a first down on fourth-and-one to sustain a drive ... Did not throw an interception for the second consecutive game, despite being sacked another six times. **Minnesota (9/17):** Completed an 8-yard touchdown pass to Terry Glenn in the fourth quarter comeback attempt, but lost 21-13 ... Rushed for 21 yards on 3 carries, giving him 61 yards for the season ...

## NFL'S ACTIVE PASSING LEADERS

Drew Bledsoe enters the 2001 season ranked fourth among the NFL's leading active passers with 29,257 yards. He is 3,686 yards shy of moving into the NFL's all-time top 20. His 2,504 career completions already ranks 20th on the NFL's all-time list and he needs just 47 attempts to move into the NFL's top 20 for career attempts.

Quarterback	Years	G	Att	Cmp	Pct	Yards	TD	Int	Rating
Vinny Testaverde	1987-00	173	5203	2897	55.7	36,307	226	216	74.7
Brett Favre	1991-00	145	4932	2997	60.8	34,706	255	157	86.0
Randall Cunningham	1985-95,								
	1997-00	156	4200	2375	56.5	29,406	204	132	81.5
<b>Drew Bledsoe</b>	<b>1993-00</b>	<b>122</b>	<b>4452</b>	<b>2504</b>	<b>58.8</b>	<b>29,257</b>	<b>164</b>	<b>136</b>	<b>77.3</b>



Started the game connecting on 5 of his first 6 passes for 35 yards ... Finished the game completing 60 percent of his attempts. **Denver (10/1):** Defeated the Broncos in Denver, 28-19 ... It was the Patriots first victory in Denver since 1968 ... Moved ahead of Steve Grogan (26,886) as the franchise's all-time career leading passer on a 26-yard completion to Kevin Faulk ... Matched a career-high with 4 touchdown passes (also vs. Arizona 10/31/99) ... Completed 12 of 17 passes for 181 yards and 3 touchdowns for passer rating of 164.1 in the first half ... Completed 7 of his first 8 passes for 116 yards, including 2 touchdown passes to Troy Brown ... Led Patriots on touchdown scoring drives on their first two possessions for the first time since 12/1/96 ... Touchdown passes were to Troy Brown (11 and 44 yards), Terry Glenn (9 yards), and J.R. Redmond (12 yards) ... It was Redmond's first career touchdown. **Indianapolis (10/8):** Rushed for a season-long 16 yards, converting a third-and-11 to sustain the opening drive, which resulted in a field goal ... Completed a 2-yard touchdown pass to Eric Bjornson giving the Patriots a 17-10 lead ... On final scoring drive, completed 4 of 5 passes for 43 yards, including a 4-yard touchdown pass to Terry Glenn. **N.Y. Jets (10/15):** Scored his first career touchdown in the fourth quarter on a 13-yard run ... Connected on season-long 46-yard pass to Tony Simmons which led to Kevin Faulk's 9-yard touchdown run ... Sacked career-high seven times. **Indianapolis (10/22):** Tied a franchise record when he directed an 18-play scoring drive to open the game (18-89; 8:43), which culminated in a

19-yard touchdown pass to J.R. Redmond (the first of Redmond's career) ... Tied an 18-play drive last accomplished on Dec. 13, 1981 (18-64; 12:55), which culminated in John Smith's 42-yard field goal ... Scored his second career touchdown in as many weeks, this time from 1 yard out ... Was not sacked for the first time since Oct. 11, 1998. **Buffalo (11/5):** Left the game in the second quarter with a thumb injury to his right hand. **Cleveland (11/12):** Completed 7 of 9 pass attempts for 59 yards and ran for 6 yards to set up his touchdown pass to Rod Rutledge. **Cincinnati (11/19):** Led his 18th career game-winning drive as he moved the offense 81 yards on 12 plays in 3:05 to set up Adam Vinatieri's game-winning 22-yard field goal ... Completed 4 of 7 passes for 65 yards on game-winning drive, including 3 for 57 to Terry Glenn to set up Vinatieri's 38-yard field goal ... Completed 4 of 5 passes for 21 yards on a drive to set up Vinatieri's 21-yard field goal to even the score at 13 ... Glenn and Troy Brown each exceeded 100 yards marking the first time a pair of Patriots receivers eclipsed the 100-yard plateau in same game since Nov. 1, 1998 when Tony Simmons and Ben Coates each had 109 yards at Indianapolis. **Kansas City (12/4):** Completed a season high 33 passes on 48 attempts for 282 yards and a pair of touchdowns in a 30-24 victory over the Chiefs on Monday Night Football ... He did not throw an interception in the game and finished with a passer rating of 97.7, his third highest of the season ... Completed 12-consecutive passes for 86 yards and 1 touchdown during one stretch of the game ... Led the offense on

## FANTASTIC FINISHES

Drew Bledsoe added two more "fantastic finishes" to his resume in 2000. He has now led the Patriots on 19 game-winning drives. Seventeen have been come-from-behind victories, while two others broke ties to win the game. Results from each of those 19 games are listed below, along with Bledsoe's fourth quarter passing totals in each game.

### Lgst 4th Qtr

	Date	Opponent	Deficit	Att	Cmp	Yds	TD	Int	Final
1.	12/19/93	at Cleveland	13-17	12	4	38	0	1	20-17
2.	01/02/94	Miami	20-24	18	12	170	2	1	OT * 33-27
3.	10/02/94	Green Bay	14-16	18	8	94	1	0	* 17-16
4.	11/13/94	Minnesota	17-20	33	24	227	2	0	OT * 26-20
5.	11/27/94	at Indianapolis	9-10	8	7	56	0	0	12-10
6.	09/03/95	Cleveland	6-14	17	10	108	0	0	* 17-14
7.	11/26/95	at Buffalo	13-25	11	7	71	2	0	* 35-25
8.	12/10/95	N.Y. Jets	17-21	3	1	4	0	0	31-28
9.	10/27/96	Buffalo	15-18	13	10	111	0	0	28-25
10.	11/10/96	N.Y. Jets	17-24	11	13	115	2	0	31-27
11.	12/21/96	N.Y. Giants	3-22	12	18	156	2	0	* 23-22
12.	09/20/98	Tennessee	13-16	5	3	65	1	0	27-16
13.	10/04/98	at New Orleans	27-27	8	6	79	0	1	30-27
14.	11/23/98	Miami	19-23	20	9	159	1	0	* 26-23
15.	11/29/98	Buffalo	17-21	15	8	75	1	0	* 25-21
16.	09/12/99	at N.Y. Jets	27-28	10	7	92	0	1	* 30-28
17.	09/19/99	Indianapolis	14-28	12	10	98	2	0	31-28
18.	11/19/00	Cincinnati	10-13	11	5	70	0	0	16-13
19.	12/17/00	at Buffalo	3-10	17	8	121	0	0	OT 13-10

\* indicates overcoming a deficit with less than two minutes remaining in the game.



scoring drives in each quarter for first time in season. **Chicago (12/10):** Attempted another 46 passes, completing 25 for 225 yards and 2 touchdowns ... For the second consecutive game, he was not intercepted ... Completed 8 of 11 passes for 80 yards on a scoring drive capped by Glenn's touchdown ... Connected on 8 of 12 passes for 69 yards on a drive resulting in Brown's touchdown. **Buffalo (12/17):** Led the Patriots on two scoring drives late in the game to secure an overtime victory over the Bills amidst the worst game conditions of Bledsoe's eight-year career ... Patriots tied the game 10-10 with just 4:45 remaining in the game on a Kevin Faulk 13-yard run ... In overtime, he led the team on an 83-yard, 14-play drive, giving Adam Vinatieri an opportunity to kick the game winning 24-yard field goal with just 19 seconds remaining in overtime. **Miami (12/24):** Passed for a season-high 312 yards after completing 18 of 34 attempts, including 2 touchdowns and 2 interceptions ... It was his first 300-yard game of the season (he had never gone a whole season without at least one 300-yard game) ... It was his fifth 300-yard game against Miami, the most against any team ... Completed 52-yard touchdown pass to Faulk to give the Patriots a 14-3 lead ... Connected on 16-yard touchdown pass to Terry Glenn to regain lead 21-17 ... Completed 4 of 6 passes for 40 yards on a drive culminating in a Vinatieri 33-yard field goal for 24-17 lead ... Completed a season-long 59-yard pass to Jermaine Wiggins.

**1999 (16/16):** Voted the 1999 offensive co-captain by his teammates and started every game for the Patriots ... Other than a Troy Brown pass attempt in the season finale, Bledsoe attempted every pass for the team ... Finished the season completing 305 of 539 attempts (56.6 completion pct.) for 3,985 yards and a passer rating of 75.6 ... Tossed 19 touchdowns, including a season-long 68-yarder to Shawn Jefferson ... He also threw 21 interceptions ... He was sacked 55 times, the most in his career, and 19 more than the previous season ... For purposes of comparison, he was sacked just 61 times combined in his first three seasons (44 games) ... His 539 attempts ranked third in the league (first in the AFC), while his 305 completions ranked sixth overall (second in the AFC) ... His yardage total also ranked sixth in the league (second in the AFC) ... He fell just 15 yards shy of eclipsing the 4,000-yard plateau for the third time of his NFL career ... In his first four seasons, he completed just 4 passes of 50 yards or more - in his last three seasons, he has completed 20 passes of 50 yards or more ... Eclipsed the 300-yard passing plateau five times in 1999, giving him 25 games with 300 yards or more in his career, the Patriots are 17-8 in those games. **N.Y. Jets (9/12):** Opened the season by completing his first 6 attempts and finished the game completing 21 of 30 attempts for 340 yards and a touchdown ... Following a Chris Slade interception, Bledsoe orchestrated a 10-play, 44-yard drive to set up the game winning 23-yard field goal in a 30-28 come-from-behind victory ... The victory gave the Patriots their second season-opening victory in

## NFL IRONMEN

Quarterback Drew Bledsoe has been incredibly durable during his eight-year career with the Patriots, having played in 122 of 128 possible games since entering the league in 1993. Only Packers quarterback Brett Favre, who hasn't missed a game since then, has played in more games during that time.

### MOST GAMES PLAYED BY A QB SINCE 1993

Player	Games
Brett Favre .....	128
<b>Drew Bledsoe .....</b>	<b>122</b>
Troy Aikman .....	112

three years, but their first season-opening road win since 1991 ... It was the 14th come-from-behind victory of Bledsoe's career and earned him Miller Lite Player of the Game honors ... The 340 yards tied his (and the franchise's) second-best season opening effort, which he first accomplished on Aug. 31, 1997 vs. the San Diego Chargers ... Connected on a 58-yard touchdown pass to Tony Simmons, the eighth longest of his 129 career touchdown tosses ... He completed over 70 percent of his passes for the ninth time of his career - the Patriots are 9-0 in those games ... His passer rating was 104.9, the 18th game of his career with a rating above 100.0 (the Patriots are 17-1 in those games). **Indianapolis (9/19):** Earned Miller Lite Player of the Game honors for the second consecutive week and AFC Offensive Player of the Week honors after leading the Patriots back from a 21-point, third quarter deficit to a 31-28 victory over the Colts by scoring 24 unanswered points ... It was the 15th come-from-behind victory of his career and the second in as many weeks ... Led the Patriots on three fourth quarter scoring drives - 2 touchdown passes to Ben Coates and a game-winning 26-yard field goal by Adam Vinatieri ... Game-winning drive was a 7-play, 29-yard drive, leaving just 35 seconds remaining in the game ... Completed 27 of 45 attempts for 299 yards and 4 touchdowns without an interception ... His fourth and final touchdown of the day, a 10-yard toss to Ben Coates, was his 133rd career touchdown pass and moved him ahead of Babe Parilli (132 career touchdown passes) into sole possession of second place on the Patriots all-time passing list ... His 4 touchdown passes tied a career high, which he had done on six prior occasions ... The Patriots improved to 6-1 in games that Bledsoe completed 4 touchdowns ... His passer rating eclipsed 100 (109.4) for the second consecutive week, the 19th time of his career ... The Patriots improved to 18-1 in those games ... It was his seventh consecutive victory over the Colts. **N.Y. Giants (9/26):** Completed 20 of 28 passes (.714) for 233 yards to guide the Patriots to their third consecutive victory of three points or less ... Led the Patriots on three consecutive second half scoring drives of 9, 11 and 12 plays, respectively ... Each of those drives resulted in Vinatieri field goals in a 16-14 victory ... It was his 10th career game with a completion percentage over .700 - the Patriots are undefeated in those



contests. **Cleveland (10/3):** Passed for 393 yards and 1 touchdown in a 19-7 victory to help the Patriots to a 4-0 start for the second time in three years ... Finished with a passer rating of 104.1 - the third time in four games that he has eclipsed a rating of 100.0 ... He did not throw an interception in his third consecutive game (120 attempts) ... Connected with Terry Glenn on a 54-yard touchdown pass in the fourth quarter to give the Patriots a 19-7 victory. **Kansas City (10/10):** Completed 23 of 45 passes for 334 yards ... It was his third 300-yard game of the season and the 23rd of his career ... He had a streak of 129 pass attempts without an interception snapped in the second quarter against the Chiefs, when his 10th pass attempt of the game was intercepted by Donnie Edwards ... It was the second longest streak of his career ... Led the Patriots on a 5-play, 53-yard drive on their final possession to put the Patriots in position for a would-be game-winning 32-yard field goal, but the attempt was wide right and the Patriots lost their first game of the season 16-14 ... Completed a 49-yard touchdown pass to Glenn to give the Patriots a 7-3 lead in the first quarter. **Miami (10/17):** With his 22nd pass attempt of the game, he moved ahead of Steve Grogan (3,593) as the franchise's all-time leader for career pass attempts ... In just his seventh season, he already owns the franchise records for attempts and completions ... Completed just 17 of 36 passes (.472) ... It was his first sub-.500 completion percentage of the season. **Denver (10/24):** Named offensive game captain and led the Patriots to a 24-23 victory over the Broncos - their first win in the series since 1980 ... Completed a 67-yard pass to Glenn, which set up a 1-yard touchdown plunge by Terry Allen to give the Patriots a 17-10 first half lead. **Arizona (10/31):** Recorded a season-high 146.8 passer rating after completing 14 of 22 passes for 276 yards and 4 touchdowns, without an interception ... It was his eighth 4-touchdown game of his career, the second of the '99 season ... The Patriots improved to 7-1 in those games ... His passer rating of 146.8 was the third-highest of his career and his fourth 100.0-plus performance of the season, the 21st of his career ... The Patriots improved to 20-1 in those games ... Completed 60 percent or better for the fifth time of the season ... His longest completion of the day was a 64-yard touchdown pass to Shawn Jefferson in the first quarter, which set the pace for the season's most lopsided victory, 27-3. **N.Y. Jets (11/15):** Led the Patriots on two fourth quarter scoring drives with touchdown passes to Kevin Faulk and Troy Brown, but came up short in their comeback efforts in a 24-17 loss ... It was the 40th time of his career that he had thrown multiple touchdown passes in a game ... Threw 3 interceptions in the game, after having thrown just 4 interceptions through the first eight games ... It was the 13th time of his career that he had thrown 3 or more interceptions in a game and the first since he threw 3 at Pittsburgh (12/9/98) ... The Patriots are 4-9 in those games. **Miami (11/21):** Completed his longest pass of the season, a 68-yard touchdown to Jefferson in the third quarter ... It was his fifth pass completion over 50 yards ... Four of those

were for touchdowns ... His 5 interceptions tied a career high, which he set as a rookie in 1993 (at Pittsburgh on Dec. 5, 1993) ... The Patriots franchise record is 6 interceptions in a game, held by Steve Grogan and Vito (Babe) Parilli. **Buffalo (11/28):** Completed his 17th touchdown pass of the season when he connected with Glenn on a 45-yard touchdown ... It was the Patriots only score in a 17-7 loss. **Dallas (12/5):** Led the Patriots on three 10-play scoring drives to claim a 13-6 victory over the Cowboys ... It was the first regular season victory in the series in Patriots history ... Reached the 25,000-yard passing plateau on a 10-yard pass to Terry Glenn in the fourth quarter ... Eclipsed the 3,000-yard passing plateau for the sixth consecutive season on a 25-yard completion to Jefferson ... From 1960-92, the feat had been accomplished just five times by four different quarterbacks ... Tony Eason was the only other quarterback in franchise history to have multiple 3,000-yard seasons (2). **Indianapolis (12/12):** Completed 31 of 44 passes (.705) for 379 yards, including the first 7 passes of the game ... For the first time in his seven-year career, the Patriots lost despite Bledsoe completing over 70 percent of his passes ... The Patriots were undefeated in his first 10 games with completion percentages of 70 percent or higher ... Connected with Glenn on a 52-yard pass in the third quarter ... He was downed at the Colts' 3-yard line and the Patriots ultimately settled for a field goal ... It marked Bledsoe's sixth 50-yard pass of the season, his third to Glenn ... Passed for 379 yards, his second-highest total of the season and the 24th 300-yard game of his career ... The Patriots are 17-7 in those games ... The loss to the Colts snapped a seven-game series win streak by the Patriots ... His 31 completions was his highest for the season and the fifth-highest total of his career. **Philadelphia (12/19):** Played in his 104th career game (103 starts) ... Brett Favre is the only NFL quarterback to appear in more games (110) since Bledsoe entered the NFL in 1993. **Buffalo (12/26):** Led the Patriots on a 5-play, 27-yard drive on the team's final possession in regulation to put the team in field goal range with just :06 remaining in the game ... The 33-yard field goal attempt sailed wide right and sent the game into overtime ... Opened the overtime period with a 7-play, 37-yard drive to put the Patriots in field goal position once again, but had a 44-yard attempt fall short ... Passed for just 101 yards in the game, his lowest output (complete game) of his career ... The previous low was 106 yards vs. Cincinnati (12/12/93). **Baltimore (1/2):** Wrapped up the season completing 15 of 25 passes for 108 yards and a touchdown in a 20-3 victory over the Ravens ... The victory gave the Patriots an 8-8 overall record ... His touchdown pass was a 1-yard toss to reserve tight end Mike Bartrum, the second reception and second touchdown of his career.

**1998 (14/14, 0/0):** Bledsoe extended his consecutive game starting streak to 58 games, including three starts with a compound fracture to his right index finger, before missing the last two games of the regular season and playoffs ... Displayed tremendous resiliency




and leadership when he guided the Patriots to three consecutive victories over Miami, Buffalo and Pittsburgh late in the season to propel the Patriots to their third consecutive playoff appearance - a franchise record - all despite playing with a fractured right index finger ... He injured the finger in the fourth quarter vs. Miami (11/23), yet led the team on a 15-play, 80-yard scoring drive, capped by a 25-yard touchdown pass to Shawn Jefferson with just 0:29 remaining in the game to give the Patriots a 26-23 victory ... Finished the game with a career-high (for non-overtime games) of 423 yards after completing 28 of 54 passes and scoring two touchdowns in the game ... It was the fourth-highest passing performance of the year in the NFL ... His efforts earned him the NFL's Miller Lite Player of the Week and AFC Offensive Player of the Week honors ... It was the fourth 400-yard game of his career (the Patriots were 3-1 in those games) ... After missing an entire week of practice, he started the following week vs. Buffalo (11/29) and scored his second consecutive come-from-behind, game-winning touchdown, this time with a 1-yard pass to Ben Coates with no time remaining on the clock ... It marked the first time in NFL history that a quarterback had led his team to consecutive come-from-behind victories and scored the game-winning touchdown in the final 30 seconds of each game ... The touchdown to Coates capped a 10-play, 82-yard drive ... He finished the game with 246 yards and 3 touchdowns (28 of 43 passing) and became the first player since the advent of the award to earn back-to-back NFL Miller Lite Player of the Week honors ... Followed with a 327-yard effort (on 21 of 34 attempts) in a 23-9 victory over the Steelers (12/6), highlighted by a career-long 86-yard touchdown pass to Terry Glenn (4th longest in franchise history) ... It gave Bledsoe his first win in Pittsburgh after three failed attempts ... In addition to the Miami and Buffalo wins, he also orchestrated fourth quarter comebacks against Tennessee (9/20) and at New Orleans (10/4), giving him 14 fourth quarter come-from-behind wins for his career ... Trailing 16-13 in the fourth quarter, he completed 3 of 4 passes for 65 yards and a touchdown vs. Tennessee to secure a 27-16 win ... With the score knotted at 27, he completed 6 of 8 attempts for 79 yards to set up Adam Vinatieri's game-winning field goal in a 30-27 victory over New Orleans ... Bledsoe opened the season completing 20 of 32 passes for 289 yards and 2 touchdowns for a 112.6 quarterback rating at Denver (9/7) ... It was the 16th time of his career to eclipse the

100.0 QB rating, but it was his first loss when doing so (27-21) ... In his final game of the season at St. Louis (12/13), he moved ahead of Steve Grogan (1,879 career completions) as the franchise's all-time completion leader with a 4-yard pass to Lovett Purnell, the 1,880th of his career ... Despite missing two games and starting three others with a broken finger, he still finished among the AFC's leading passers with 481 attempts (4th), 263 completions (4th), 3,633 yards (2nd) and 20 touchdowns (5th tie) ... His 14 interceptions in 1998 were a new career low ... Connected on 7 passes of 50 yards or more for the second consecutive season ... In his first four years, he completed 4 passes of 50 yards or more; in his last two years, he has 14 completions.

**1997 (16/16, 2/2):** Bledsoe started every game, extending his consecutive-games started streak to 44 games - which ranked third among NFL quarterbacks and led the AFC in 1997 ... He was once again among the league leaders in most passing categories ... He completed 314 (2nd in the NFL) of 522 passes (3rd) for 3,706 yards (4th) and 28 touchdowns (3rd) ... His +13 touchdown-to-interception differential ranked third in the league and his 87.7 quarterback rating set a single-season career high and ranked third in the AFC ... He led the Patriots to their second consecutive division title - a franchise first - and guided them to the playoffs for

the third time in four seasons ... He eclipsed the 3,500-yard passing plateau for the fourth consecutive season and earned his third trip to the Pro Bowl ... Entering the 1997 season, Bledsoe had completed 4 passes of 50 yards or more ... In

1997, he completed 7 passes of 50 yards or more, including three to Troy Brown ... He threw just 15 interceptions, tying a career low ... In the seven games in which he didn't throw an interception (including playoffs) in 1997, the Patriots were 7-0 ... He led the league in third down completion percentage (.600) by completing 102 of 170 attempts ... Recorded 10 of his 28 touchdowns on third downs, which also led the league ... Opened the season with a near flawless performance, completing 26 of 39 passes (.667) for 340 yards and 4 touchdowns vs. San Diego (8/31) ... Ben Coates was on the receiving end of a 4-yard touchdown pass to cap a 10-play, 73-yard scoring drive on the game's opening possession - which proved to



be the first touchdown in the league in 1997 ... Gained an extra 8 yards on 2 carries and made two big blocks for Curtis Martin on off-tackle runs ... Earned Miller Lite Player of the Game and Staples Star of the Game honors for his efforts ... Recorded a quarterback rating of 128.2 - which was the fourth highest single-game rating of his career ... Scorched the Chargers secondary by employing eight different receivers in the game and completing 4 touchdown passes - tying a single-game career-high ... Only Grogan and Parilli, who have each completed 5 touchdown passes in a game, have thrown more ... Neither sacked nor intercepted in the game for the 11th time of his career (the Patriots are 10-1 in those games) ... It was his 14th career 300-yard game and his 12th game with more than 3 touchdown passes ... The following week at Indianapolis (9/7), he completed 15 of 25 passes for 267 yards and 4 touchdowns to earn Staples Star of Game and Miller Lite Player of the Game honors for the second straight week ... He finished with a 149.9 quarterback rating -- the second highest rating of his career (record is 185.0 vs. Indianapolis on 12/26/93) ... Became the first player in NFL history to throw at least 4 touchdown passes in each of the first two weeks of the season ... His 8 touchdown passes in two games is the highest two-game total of his career ... Even more remarkable, his 8 touchdown passes were spread to eight different receivers ... It wasn't until the third week of the season vs. the N.Y. Jets (9/14) that he threw his first interception of the season ... The interception by Mo Lewis was returned 43 yards for a touchdown in the third quarter to give the Jets their first lead of the game, but a 10-yard touchdown pass to Purnell helped the Patriots regain the lead and claim an overtime victory ... It gave the Patriots their first 3-0 start since 1974 ... Led the Patriots to their fourth consecutive victory to open the season with a 31-3 thrashing of the Chicago Bears (9/21) ... He completed 64.9 percent of his passes (24 of 37) and passed for over 300 yards (301) for the second time in four games ... He operated out of shotgun formation for the first extended period of time in his career and completed 4 of 7 passes for 28 yards and was sacked once ... The Patriots first loss came in a Monday Night contest at Denver (10/6) ... Bledsoe completed passes to eight different receivers, but completed only 20 of 41 attempts for 234 yards ... He fumbled once but recovered his own fumble ... He converted a key 4th-and-1 with a quarterback sneak for 3 yards ... Rebounded with a 33-6 victory vs. Buffalo (10/12) ... He connected with Coates for a 20-yard touchdown to cap a 63-yard opening drive ... It was the fourth consecutive time that Bledsoe had converted an opening drive into a touchdown completion at Foxboro Stadium ... At the N.Y. Jets (10/19), he completed passes for 294 yards, including a season-long 67-yard completion to Troy Brown ... He added a pair of touchdown passes to give him 17 through the first seven games, which surpassed his season totals in 1993 (15) and 1995 (13) ... He was sacked for the 100th time in his 67th career game - an average of 1.5 a game for his career ... He had a season-high 17 yards rushing,


including a season-long run of 8 yards ... Threw a season-high 3 interceptions in a Monday Night contest vs. Green Bay (10/27), including one on a Hail Mary attempt as time expired in the first half ... Completed his longest pass of the season at Minnesota (11/2) - a 76-yard completion to Shawn Jefferson ... It was the second longest completion of his career (Ben Coates 84-yard touchdown vs. Miami 11/3/96) ... Completed his 100th career touchdown pass - a 3-yard pass to Terry Glenn ... Set season-highs with 42 attempts and 27 completions to earn Miller Lite Player of the Game honors for the third time ... His 313 yards moved him ahead of Parilli into second place among the Patriots all-time leading passers ... He did not throw an interception in a victory over Buffalo (11/9) and extended his consecutive game touchdown streak to 11 games ... Posted his third game of the year with a quarterback rating over 100.0 ... After a disastrous game at Tampa Bay (11/16) in which he had a season-low quarterback rating of 31.6, Bledsoe rebounded to guide the Patriots to victories in four of their next five games and claim back-to-back division titles for the first time in franchise history ... That streak started with a 27-24 victory over Miami (11/23) ... He earned Staples Star of the Game for his performance vs. Indianapolis (11/30) when he passed for 2 touchdowns without an interception to claim a 20-17 victory ... He completed a season-high 74.3 percent of his passes (26 of 35) the following week at Jacksonville (12/7) ... It was the second-highest single-game completion percentage of his career and once again helped him earn Staples Star of the Game honors ... He was stopped for no gain on a quarterback sneak - his first failed attempt for a first down of the season ... He had a streak of 120 consecutive attempts without an interception snapped vs. Pittsburgh (12/13) ... His second interception of the game was returned 36 yards by Kevin Henry to set up a game tying Steelers touchdown late in the fourth quarter ... He set a single-season career best with his 28th touchdown pass of the year when he connected with David Meggett for a 49-yard score ... A 14-12 victory over Miami (12/22) in the season finale set up a wild-card rematch in Foxboro ... He completed 18 of 26 passes (.692), his second-highest completion percentage of the season ... He did not complete a touchdown pass for just the third time all season, but two short touchdown runs were enough to secure the win ... The season-ending victory propelled the Patriots into the playoffs for the third time in four years and earned the Patriots their second consecutive division title and a rematch with the Dolphins in the first round of the playoffs (12/28) ... In the playoff game, Bledsoe connected with Troy Brown for a 24-yard touchdown, his first touchdown against the Dolphins in 1997 ... His passing totals were a rather modest 16 of 32 for 139 yards, but he did not throw an interception and his touchdown pass to Brown proved to be enough to secure a victory, as the defense limited Miami to just a field goal in a 17-3 game ... It was the Patriots second victory over Miami in a week, their third of the season, and earned them a place in the NFL annals as they



became just the sixth team in NFL history to record a three-game sweep of another opponent in a single season ... In the divisional playoff game at Pittsburgh (1/3/98), he passed for 264 yards - a postseason career-high - while completing 23 of 44 attempts (.523), but was intercepted twice and fumbled due to a blindside hit while attempting to pass on the team's final possession ... The Patriots were unable to compensate for the loss of running back Curtis Martin, generating just 36 yards on 19 carries ... In addition, they lost wide receiver Terry Glenn and tight end Ben Coates to injuries during the game, yet were still in contention for a game-winning drive on their final possession.

**1996 (16/16, 3/3):** Bledsoe started all 19 games for the Patriots, including playoffs, the most single-season starts by a Patriots quarterback in franchise history ... For the second time in three seasons, he eclipsed the 4,000-yard passing plateau and earned a return trip to the Pro Bowl ... He led the league in pass attempts (623) for the third consecutive season and in completions (373) for the second time in three years ... His 4,086 yards, 27 touchdowns and 2.4% interception ratio totals were each ranked third in the league ... He recorded a quarterback rating of 83.7, fifth in the AFC ... After an 0-2 start, he guided the team to victories in 11 of the next 14 games to claim the AFC East Title ... The Patriots then defeated the Pittsburgh Steelers and Jacksonville Jaguars to claim the AFC Championship and advance to Super Bowl XXXI ... He opened the season at Miami (9/1) and moved ahead of Tony Eason into third place on the Patriots all-time passing list with his performance ... The Patriots were without WRs Terry Glenn and Vincent Brisby and they lost Shawn Jefferson during the game with a concussion ... Bledsoe employed seven different receivers in the game, but was sacked four times in a 24-10 season-opening loss to the Dolphins ... Sacked four times the following week in a losing effort at Buffalo (9/8), but did complete a 37-yard touchdown pass to rookie wide out Terry Glenn, his first career touchdown reception ... Earned Miller Lite Player of the Game honors for his performance in the 1996 home opener, a 31-0 blanking of Arizona (9/15) ... He completed 21 of 35 attempts (.600) for 221 yards and 3 touchdowns without an interception, but it was his pickup of a first down on 4th-and-1 when he jumped over a defender for a 1-yard gain that will be most remembered ... He completed his first 8 pass attempts vs. Jacksonville (9/22) the following week and led the Patriots on a 49-yard drive to set up the game-winning kick in an overtime victory over the Jaguars ... Earned Miller Lite Player of the Game and Staples Star of the Game honors the following week at Baltimore (10/6) when he threw for a season-high and single-game career-tying 4 touchdown passes in a 46-38 victory over the Ravens ... He completed 25 of 39 attempts (.641) for 310 yards and finished with a quarterback rating of 122.8 ... It marked the 10th 300-yard game of his young career ... He attempted a season-high 48 attempts

in a losing effort vs. Washington (10/13) ... He completed 14 of 24 attempts for 142 yards in a 27-9 victory over Indianapolis, his lowest passing totals since Dec. 12, 1993 (vs. Cincinnati) ... Completed 11 of his first 12 attempts and earned Miller Lite Player of the Game honors for his nationally televised Sunday night performance against Buffalo (10/27) ... He finished the game completing a season-high 32 of 45 attempts (.711) for 373 yards and a touchdown ... Earned Staples Star of the Game honors the following week vs. Miami (11/3) when he completed 30 of 41 attempts (.732) for a season-high 419 yards and a career-long 84-yard touchdown pass ... His 419-yard passing performance was the second-highest single-game passing total in franchise history (426 vs. Minnesota on Nov. 13, 1994) ... His 84-yard touchdown completion to Ben Coates was the fourth longest in franchise history ... Had a streak of 87 consecutive attempts without an interception snapped when Terrell Buckley picked off a pass in the first quarter ... Earned Staples Star of the Game honors for the third consecutive week at the Jets (11/10) ... Despite opening the game 0-for-4 with an interception and a lost fumble, he still finished with 297 yards (24-of-34) and 3 touchdowns in a dramatic 31-27 come-from-behind victory ... Completed 9 of his first 11 attempts for 123 yards and 2 touchdowns vs.



Indianapolis (11/24) and finished the game with 242 yards passing in a 27-13 victory ... Earned Miller Lite Player of the Game honors the following week for his performance in a 45-7 victory over San Diego (12/1) ... He completed 9 of his first 11 attempts for the second consecutive week, this time for 3 touchdowns, to give the Patriots a quick lead in the nationally televised contest ... He finished the game completing 19 of 29 attempts (.655) for 232 yards and 4 touchdowns ... It was his fourth 4-touchdown game of his career, the second of the season and marked the 12th time that he had thrown for 3 or more touchdowns in a single game ... He eclipsed the 14,000-yard plateau the following week vs. the Jets (12/8) when he threw for 251 yards (24-of-42) ... Had his worst performance of the season at Dallas (12/15) when he completed 20 of 40 passes for just 178 yards and threw 3 interceptions for a quarterback rating of just 31.0 ... Rebounded the following week with his fourth 300-yard game of the season and the 13th of his career at the Giants (12/21) ... Finished the game with 301 yards and a pair of touchdowns, including the game-winning touchdown pass to Ben Coates with just 1:32 remaining in the game ... Eclipsed the 4,000-yard passing plateau for the second time in three seasons to become just the fourth quarterback in NFL history to post multiple 4,000-yard passing seasons ... The victory gave the Patriots an 11-5 regular season record, which tied a franchise record for wins in a season, and secured a first-round playoff bye for the division champs ... He completed 14 of 24 attempts for 164 yards and a touchdown in a 28-3 victory over Pittsburgh (1/5/97) ... He connected on 20 of 33 attempts for 172 yards in the AFC Championship Game victory over Jacksonville (1/12/97) ... He closed out the season by throwing for 253 yards and a pair of touchdowns in Super Bowl XXXI vs. Green Bay (1/26/97).

**1995 (15/15):** For the second straight season, Bledsoe attempted (636) and completed (323) more passes for more yards (3,507) than any other quarterback in Patriots history ... Amazingly, he did so in just 15 games ... Contrary to his 1994 record-setting season (when the Patriots all but abandoned the run and relied on Bledsoe's passing to guide the offense) the Patriots stayed committed to their running game throughout the year and produced the franchise's all-time single-season rushing leader when Curtis Martin rushed for 1,487 yards ... Bledsoe had a streak of 23 consecutive starts snapped when he missed a game at Atlanta (10/1) while recovering from a separated left (non-throwing) shoulder injury, suffered in the third week of the season at San Francisco (9/17) ... He started 15 games for the Patriots and completed 323 of his 636 attempts (.508) for 3,507 yards and 13 touchdowns ... He trimmed 11 interceptions off his 1994 total, finishing with just 16 miscues all season ... For the second consecutive year, he attempted more passes than any other NFL quarterback and ranked second in the AFC in pass completions ... He finished fourth in the AFC in passing yards - 12th overall ... Established another franchise record during a seven-game stretch (10/15 to 11/26) at

## RECORD BOOK

In 1995, Drew Bledsoe set a Patriots record for consecutive pass attempts without an interception. During a seven-game span, Bledsoe threw 179 passes without throwing an interception, breaking Tony Eason's franchise record set in 1986. Bledsoe's 180th pass attempt was intercepted by Bryce Paup on the Buffalo Bills goal line. It was Bledsoe's first of 3 interceptions that day, but the Patriots prevailed 35-25.

midseason when he attempted 179 consecutive passes without an interception, breaking the record of 178 attempts, set by Tony Eason in 1986 ... His record-breaking streak ended with his next pass (180th attempt), which was intercepted by Buffalo's Bryce Paup (11/26) on the Bills goal line ... Opened the season vs. Cleveland (9/3) and helped guide the Patriots to a come-from-behind 17-14 victory over the Browns ... Trailing 14-9 with just 4:29 remaining in the game, Bledsoe led the Patriots on a 14-play, 85-yard drive which was capped by a Curtis Martin game-winning touchdown run with just 19 seconds remaining in the game ... It was Bledsoe's sixth come-from-behind victory of his career and the second over the Browns ... He finished the day completing 30 of 47 attempts for 302 yards and did not throw an interception in the game ... His 302 yards represented a third of a "milestone trifecta," which included Curtis Martin's 102 yards rushing and Ben Coates' 106 yards receiving ... It was just the fourth "milestone trifecta" in Patriots history ... Attempted 51 passes in back-to-back losses vs. Miami (9/10) and at San Francisco (9/17) - his sixth and seventh 50-attempt games of his young career ... Received a devastating hit, delivered by LB Ken Norton late in the first quarter at San Francisco, and was forced to leave the game with a separated left shoulder ... Showed tremendous will and determination when he re-entered the game early in the second quarter and played through the pain after missing just one offensive series ... Played the remainder of the game, but could not ignite a spark as the Patriots lost 28-3 ... Finished the game completing just 21 of 51 attempts for 241 yards and threw 3 interceptions ... Missed the following game at Atlanta (10/1) following the Patriots bye week while still recovering from the injury ... Returned to the starting lineup and attempted 56 passes the following week vs. Denver (10/8), but could not generate an offensive touchdown despite penetrating the "red zone" on four occasions ... Threw his first touchdown pass of the season at Kansas City (10/15) when he connected with Vincent Brisby for a 22-yard score in the third quarter ... Added a fourth quarter touchdown pass when Will Moore scored his first NFL touchdown on a 6-yard reception ... Finished the game completing 25 of 47 passes for 237 yards, including the 2 touchdowns, but the Patriots could not pull out their second victory of the season and fell to 1-5 ... The Patriots hosted their first Monday Night Football game in 14 years and scored an impressive 27-14 victory over the Bills (10/23) ... Threw for 262 yards and a touchdown while completing 23 of 40 attempts in that



game ... Connected with Brisby on his longest pass completion of the season when Brisby scored on a 47-yard reception in a 34-17 victory over Miami (11/12) ... It was the first of 2 touchdown passes in the game ... Threw for 3 touchdowns in a 35-25 victory over Buffalo (11/26), completing the first series sweep of the Bills since 1987 ... Hit rookie wide out Hason Graham in stride for a 37-yard touchdown vs. New York (12/10) to help the Patriots to a 31-28 victory to complete a series sweep over the Jets ... Sustained a contusion to his right shoulder in the first quarter at Pittsburgh (12/16) on a hit by Greg Lloyd - yet finished the game with a season-high performance completing 39 of 60 passes for 336 yards and 3 touchdowns to earn Staples Star of the Game honors ... Closed out the season completing just 17 of 37 passes for 186 yards in a 7-10 loss at Indianapolis (12/23) ... Scored the only touchdown of the game on a 31-yard pass to Hason Graham.

**1994 (16/16, 1/1):** Bledsoe threw more times (691) and completed more passes (400) for more yards (4,555) than any other quarterback in 1994 ... His 691 attempts set an NFL record ... He finished fourth in the league with 25 touchdown passes, trailing only Steve Young (35), Brett Favre (33) and Dan Marino (30) ... He guided the top-rated passing offense in the NFL, averaging 277.8 yards per game ... Earned Patriots Miller Lite Player of the Game a total of four times, weeks 1, 2, 11 and 16 ... Selected the NFL's Miller Lite Player of the Week - as selected by a national media panel - and AFC Player of the Week by the NFL for his performances against Green Bay 10/2 (53-29-334-2 tds-1 int) and Minnesota 11/13 (70-45-426-3 tds-0 ints) ... He completed over 50 passes to five different targets - Ben Coates (96), Michael Timpson (74), Leroy Thompson (65), Vincent Brisby (58), and Kevin Turner (52) - for the first time in NFL history ... Became the youngest quarterback (22 years old) to play in the Pro Bowl in the history of the game ... He was a UPI second-team All-AFC selection ... Set three NFL passing records - most attempts in a season (691), most attempts in a game (70) and most completions in a game (45) ... Came within 4 pass completions of establishing a fourth NFL record - his 400 completions rank second only to Warren Moon who completed 404 passes for Houston in 1991 ... Set eight franchise passing records - most attempts in a season (691), most attempts in a game (70), most completions in a season (400), most completions in a game (45), most passing yardage in a season (4,555), most passing yardage in a game (426), most consecutive 300-yard games (4) and most 300-yard games in one season (6) ... In 1994 alone, Bledsoe attempted more passes (691), completed more passes (400) and threw for more yards (4,555) than 31 of his 36 predecessors had accomplished during their Patriots careers ... Bledsoe started every game in 1994 to become the first Patriots quarterback to do so since Grogan started every game in 1975 ... Among NFL quarterbacks, only Dan Marino, who threw for 5,084

yards in 1984, had a more spectacular sophomore season than Bledsoe ... He opened the season at Miami (9/4) and set a Patriots passing record by throwing for 421 yards (which he broke nine games later) in just his 13th NFL start ... In that season-opener, he completed 32 of 51 passes while throwing 4 touchdowns ... It was the second time in his short career that he had thrown for 4 touchdowns in a game ... Connected with Ben Coates on a 62-yard touchdown strike - the longest completion of Bledsoe's career ... Earned Patriots Miller Lite Player of the Game honors, as voted by a local media panel, for his performance ... Nearly duplicated his performance the following week in the home opener vs. Buffalo (9/11) ... Completed 26 of 42 passes (.619) for 380 yards and 3 touchdowns to earn consecutive Patriots Miller Lite Player of the Game honors ... Passed for over 300 yards in five of his first six games of the season ... Trailing 20-19 in the third quarter at Cincinnati (9/18), Bledsoe led the Patriots 80 yards on eight plays, capped by a 34-yard touchdown pass to Michael Timpson to take a 25-20 lead ... Put the game out of reach on the following possession with a 61-yard scoring drive to give the Patriots a 31-20 lead in the 31-28 victory ... Bledsoe finished the game with 365 yards and a touchdown, completing 30 of 50 pass attempts (.600) in the Patriots first victory of the season ... With a 10-7 lead and just under six minutes remaining in the second quarter at Detroit (9/25), Bledsoe guided a 14-play, 69-yard scoring drive capped by a 7-yard touchdown pass to Ben Coates with just 21 seconds remaining to take a 17-7 lead in the 23-17 victory ... He completed 21 of 33 attempts (.636) for 251 yards and a touchdown ... Trailing 16-14 with 1:14 remaining in the game vs. Green Bay (10/2), Bledsoe directed the Patriots on an 11-play, 45-yard drive which set up the game-winning field goal by Matt Bahr (33 yards) with just :04 remaining in the game - the Patriots won 17-16 ... Threw for over 300 yards for the fifth time in six weeks when he completed 23 of 55 passes for 321 yards and 2 touchdowns in a 21-17 loss vs. the Raiders (10/9) ... Threw for 242, 125 and 166 yards in three consecutive losses before exploding for a franchise record by

## HOW'S THAT FOR STARTERS?

In 1994, Drew Bledsoe started all 16 games for the Patriots and set an NFL record by attempting 691 passes. In doing so, he became the first quarterback to start every game for the Patriots in 15 years. Steve Grogan was the last quarterback to start every game for the Patriots, back in 1979. In 1996, Bledsoe started 19 games, including each of the three playoff games. No other quarterback in franchise history had ever started 19 games in one season. Since Nov. 21, 1993, Bledsoe has started 116 of 119 possible regular season games and six of seven Patriots playoff games.



## A CAREER YEAR

In 1994 alone, Drew Bledsoe attempted more passes (691), with more completions (400) for more yards (4,555) than 31 of the franchise's 36 predecessors had accomplished in their Patriots careers. Only Steve Grogan, Babe Parilli, Tony Eason and Jim Plunkett recorded better numbers during their careers than Bledsoe did in 1994.

completing 45 of 70 passes for 421 yards and 3 touchdowns vs. Minnesota (11/13) ... Trailing 20-0 with 58 seconds remaining in the first half, he completed 4 consecutive passes to lead the Patriots on a seven-play, 48-yard drive to position Matt Bahr for a 38-yard field goal as time expired ... In the second half, Bledsoe turned in what has already become a legendary performance by completing 37 of 53 attempts (.698) for 354 yards and 3 touchdowns, without an interception, a sack or a penalty called against him ... Connected with Ray Crittenden on a 31-yard touchdown on the opening drive of the second half ... Pulled to within three (20-17) with a 5-yard touchdown pass to Leroy Thompson with 2:27 remaining in the game ... With just 1:51 remaining in the game, Bledsoe converted a 4th-and-10 with a 25-yard completion to Brisby ... Completed his next 4 attempts to take the Patriots to the 5-yard line, where Matt Bahr kicked the game-tying field goal with just 14 seconds remaining to send the game into overtime ... He completed his first 5 attempts of the overtime period and won the game (26-20) with a 14-yard touchdown strike to Kevin Turner in the corner of the end zone ... The 26 unanswered points in a 26-20 overtime victory over the Vikings ignited a seven-game win streak to close the season ... Trailing 9-10 at Indianapolis (11/27) with 3:13 remaining in the game, Bledsoe directed his third

fourth-quarter comeback of the season with a 12-play, 55-yard drive to position Bahr for his second game-winning field goal (42 yards) of the season ... Finished the game completing 26 of 36 attempts for a season-high 72.2% completion percentage ... Ended the season with consistency, throwing for 277, 276 and 277 yards respectively in the last three regular season games ... Recorded a nearly flawless day at Buffalo (12/18) by completing 22 of 31 attempts (.710) for 276 yards and 3 touchdowns without an interception or a sack in a 41-17 victory at Buffalo ... Clinched the Patriots first playoff berth in eight seasons with a 13-3 victory at Chicago (12/24) ... Completed just over 60 percent of his attempts (23 of 38) for 277 yards and secured the victory with a 3-yard touchdown pass to Thompson with 2:32 remaining in the game ... Attempted 50 passes for the sixth time of the season in the Patriots 20-13 wild-card playoff loss at Cleveland (1/1/95).

**1993 (13/12):** Led an offense that improved from its 27th ranking in '92 to 12th in '93 ... Led a passing attack that jumped 14 places in the NFL rankings, from 26th to 12th ... Opened his rookie season as the starting quarterback until a midseason injury sidelined him for three games ... At the age of 21, he became the youngest player in franchise history and just the second Patriots rookie quarterback to start in his NFL debut (Jim Plunkett, 1971) ... His first career completion was thrown to fullback Sam Gash for a gain of 7 yards (9/5) ... His first touchdown was thrown to Ben Coates, who caught a pass on a crossing pattern and ran 54 yards for a touchdown - Bledsoe's longest completion of the season ... He rewrote the Patriots rookie passing records by finishing the season with 214 completions on 429 attempts for 2,494 yards and 15 touchdowns ... Voted Rookie of the Year by the Patriots Quarterback Club ... His 2,494 yards ranked fourth all-time on the NFL's rookie quarterback list and

## ONE FOR THE BOOKS

As fans left Foxboro Stadium on Nov. 13, 1994, in celebration of the greatest come-from-behind victory in Patriots history, many realized they had just witnessed a legendary passing performance. Below is a breakdown of Drew Bledsoe's record-setting performance in the Patriots 26-20 overtime upset over the Minnesota Vikings.

Passing	Att	Cmp	Yds	Pct	TD	Lg	Int	Sacks	Rating
1st Half Passing	17	8	72	47.0	0	20	0	0	58.9
2nd Half Passing	53	37	354	69.8	3	31t	0	0	107.0
<b>Passing Total</b>	<b>*70</b>	<b>*45</b>	<b>426</b>	<b>64.3</b>	<b>3</b>	<b>31t</b>	<b>0</b>	<b>0</b>	<b>95.3</b>

\* denotes all-time NFL record

Passing	Att	Cmp	Yds	Pct	TD	Lg	Int	Sacks	Rating
1st Quarter Passing	3	1	7	33.3	0	7	0	0	39.6
2nd Quarter Passing	14	7	65	50.0	0	20	0	0	63.1
3rd Quarter Passing	20	13	127	65.0	1	31t	0	0	99.4
4th Quarter Passing	27	18	171	66.7	1	25	0	0	96.4
Overtime Passing	6	6	56	100.0	1	15	0	0	179.9
First 29 minutes	11	4	21	36.4	0	8	0	0	40.3
Final 34:10	59	41	402	69.5	3	31t	0	0	105.3



were 10th all-time among the Patriots career passing leaders ... His 429 passing attempts was the fourth-highest for a single season in team history while his 214 completions was fifth ... Saved his best game for the season finale, throwing for a season-high 329 yards, completing 27 of 43 passes, including 4 touchdowns in a 33-27 overtime victory vs. Miami (1/2/94) ... Named Miller Lite Player of the Game for his efforts vs. Miami ... He became the first Patriots quarterback since Hugh Millen (12/8/91) to throw for 300 yards in a game ... Teamed with Timpson on the 36-yard touchdown pass that won the game in overtime ... Threw 8 touchdowns and only 2 interceptions during the four-game win streak that ended the season ... He was sacked only 16 times all season, including one streak of 14 quarters without a sack ... Threw for 296 yards, completing 18 of 48 passes, in a 17-14 heart-breaking loss at Pittsburgh (12/5) ... The Patriots had a chance to win on their final possession, but could not break the goal line on a QB sneak ... Inactive for three games (vs. Houston 10/17, at Seattle 10/24 and at Indianapolis 10/31) after injuring his left knee just before halftime of the 23-21 victory at Phoenix (10/10) ... Completed a season-high 28 passes on 49 attempts for 239 yards in a 19-16 overtime loss vs. Detroit (9/12).

## College

Despite only starting 28 games during his collegiate career (1990-92), he left the school ranked second on the all-time passing list with 7,373 yards, topped only by Jack Thompson's 7,818 yards (44 games) ... Upon his departure, his 46 touchdowns and 532 completions ranked second on WSU's career passing list, behind Thompson's 53 scores and 601 completions. **1992:** Named All-Pac-10 and was ninth in the nation in total offense, averaging 247.0 yards per game ... Started every game, completing 211 of 386 passes for 2,770 yards and 18 touchdowns as a junior ... Hit on 37 of 66 passes for a school-record 413 yards against Montana ... Selected Pac-10 Player of the Week after connecting on 18 of 30 passes for 259 yards and a touchdown in blizzard-like conditions against Washington ... Broke his own school-record by throwing for 476 yards (30 of 46) and tied another record with an 87-yard pass, as the Cougars rolled up 636 total yards in a Copper Bowl victory over Utah. **1991:** Earned All-Pac-10 conference second-team honors as a sophomore after completing 199 of 358 passes (.556) for 2,741 yards ... His 2,647 yards in total offense ranked fourth-best in school history. **1990:** He won the starting quarterback position to become the first true freshman to start at the position for Washington State in over 30 years.

## Personal

Drew Bledsoe was born the son of Mac and Barbara Bledsoe on Feb. 14, 1972 in Ellensburg, Wash. ... Selected first-team all-state by the *Tacoma News Tribune* after senior year at Walla Walla (Wash.) High ... Named on numerous local and regional all-star teams, including the Western 100, Northwest Nugget, *Super Prep's* Far West Offensive Player of the Year, *Long Beach Press Telegram* "Best of the West," *Seattle Times* Blue Chip and Washington State Player of the Year honors ... Also lettered in basketball ... Majored in education at Washington State ... Established the Albert "Stu" Bledsoe Endowed Football Scholarship, a \$150,000 endowment to his alma mater, in the name of his grandfather ... Serves as International Chairman of the Children's Miracle Network, helping to raise millions of dollars annually to benefit hospitalized children in 170 children's hospitals nationwide ... Founded the Drew Bledsoe Foundation, whose mission is to improve the lives of American children by teaching parenting skills to parents ... Launched a web site for the foundation in 1999 at [www.drewbledsoe.com](http://www.drewbledsoe.com) ... Drew and his wife, Maura, have three sons, Stuart, John and Henry.

## HONORS & AWARDS

- 2000** Team Offensive Co-Captain  
AFC Player of the Week (Game 5)  
Patriots Miller Lite Player of the Week (Games 5 and 16)
- 1999** Team Offensive Co-Captain  
AFC Offensive Player of the Week (Game 2)  
Patriots Miller Lite Player of the Game (Games 1 and 2)
- 1998** AFC Offensive Player of the Week (Game 12)  
NFL Miller Lite Player of the Week (Games 12 and 13)  
*Became the first player to win the award in consecutive weeks.*
- 1997** Second-Team Pro Bowl Selection  
Patriots True Value Player of the Year  
Patriots Miller Lite Player of the Game (Games 1, 2, 13 and 14)
- 1996** Second-Team AFC Pro Bowl Selection  
UPI All-AFC Second Team  
AFC Offensive Player of the Week (Game 6)  
NFL Miller Lite Player of the Week (Game 14)  
NFL Miller Lite Player of the Year Finalist (one of five finalists)  
Patriots Staples Star of the Game (Games 6, 10, 11)  
Patriots Miller Lite Player of the Game (Games 3, 6, 9, 14)
- 1995** Patriots Staples Star of the Game (Game 15)
- 1994** AFC Pro Bowl Selection  
UPI All-AFC - Second Team  
Patriots Miller Lite Player of the Year  
1776 Quarterback Club's Co-Offensive MVP  
AFC Offensive Player of the Week (Games 5, 10)  
Patriots Miller Lite Player of the Game (Games 1, 2, 10, 15)  
Patriots Staples Star of the Game (Games 1, 10)  
Arthritis Foundation 1994 Athlete of the Year  
Boston Press Photographers 1994 Sports Personality of Year
- 1993** Patriots Miller Lite Player of the Week (Game 16)  
1776 Quarterback Club's Rookie of the Year



# DREW BLEDSOE

Pos: QB Ht: 6-5 Wt: 240 Year: 9th Acq: D1-93 College: Washington State Born: 2/14/72

## Regular Season Passing Statistics

Year	Team	G/S	Att	Cmp	YdsYds/Att	Pct	TD	Int	Int%	Lg	Sacks	Rating	
1993	Patriots	13/12	429	214	2494	5.81	49.9	15	15	3.5	54t	16/99	65.0
1994	Patriots	16/16	691	400	4555	6.59	57.9	25	27	3.9	62t	22/139	73.6
1995	Patriots	15/15	636	323	3507	5.51	50.8	13	16	2.5	47t	23/170	63.7
1996	Patriots	16/16	623	373	4086	6.56	59.9	27	15	2.4	84t	30/190	83.7
1997	Patriots	16/16	522	314	3706	7.10	60.2	28	15	2.9	76	30/258	87.7
1998	Patriots	14/14	481	263	3633	7.55	54.7	20	14	2.9	86t	36/295	80.9
1999	Patriots	16/16	539	305	3985	7.39	56.6	19	21	3.9	68t	55/342	75.6
2000	Patriots	16/16	531	312	3291	6.20	58.8	17	13	2.4	59	45/264	77.3
Totals-8 years		122/121	4452	2504	29257	6.57	56.2	164	136	3.0	86t	257/1757	75.9

## Postseason Passing Statistics

Year	Team	G/S	Att	Cmp	Yds	Yds/Att	Pct	TD	Int	Int%	Lg	Sacks	Rating
1994	Patriots	1/1	50	21	235	4.7	42.0	1	3	6.0	21	1/10	38.3
1996	Patriots	3/3	105	59	595	5.7	56.2	3	7	6.7	53	9/71	54.3
1997	Patriots	2/2	76	39	403	5.3	51.3	1	2	2.6	39	5/39	60.4
1998	Patriots	0/0					Inactive						
Totals-4 years		6/6	231	119	1233	5.3	51.5	5	12	5.2	53	15/120	52.8

Regular Season		Rushing					Fumbles					Postseason Rushing					Fumbles				
Year	Team	No	Yds	Avg	Lg	TD	Fum	Lost	Rec	Yds		No	Yds	Avg	Lg	TD	No	Lost	Rec	Yds	
1993	Patriots	32	82	2.6	15	0	8	4	5	-23		-	-	-	-	-	-	-	-	-	-
1994	Patriots	44	40	0.9	7	0	9	4	3	-5		2	2	1.0	2	0	0	0	0	0	
1995	Patriots	20	28	1.4	15	0	11	6	1	-8		-	-	-	-	-	-	-	-	-	
1996	Patriots	24	27	1.1	8	0	9	3	1	-2		2	3	1.5	4	0	2	1	0	0	
1997	Patriots	28	55	2.0	8	0	4	1	3	-4		4	0	0.0	4	0	2	2	0	0	
1998	Patriots	28	44	1.6	10	0	9	3	4	-10		inactive					inactive				
1999	Patriots	42	101	2.4	25	0	7	3	6	0		-	-	-	-	-	-	-	-	-	
2000	Patriots	47	158	3.4	16	2	9	4	3	-20		-	-	-	-	-	-	-	-	-	
<b>Totals-8 years</b>		<b>265</b>	<b>535</b>	<b>2.0</b>	<b>25</b>	<b>2</b>	<b>66</b>	<b>28</b>	<b>26</b>	<b>-72</b>		<b>8</b>	<b>5</b>	<b>0.6</b>	<b>4</b>	<b>0</b>	<b>4</b>	<b>3</b>	<b>0</b>	<b>0</b>	

## ADDITIONAL STATISTICS

**Receptions (1):** 1995 (1 for -9 yards, deflected pass)  
**Misc. Tackles (5):** 1994 (1), 1997 (1), 1999 (3)

## SINGLE-GAME RUSHING CAREER HIGHS

**Most Attempts:** 8 vs. Tampa Bay (9/3/00)  
**Rushing Yards:** 30 vs. Tampa Bay (9/3/00)  
**Longest Run:** 25 vs. Buffalo (12/26/99)  
**Touchdowns:** 1 (twice) Last at Indianapolis (10/22/00)

## BLEDSOE'S REGULAR SEASON RECORD AS A STARTER WHEN ...

Games Started: .....121	Pass Attempts	Yards	Interceptions
Overall: .....63-58	Less than 20: .....2-2	Less Than 200: .....14-18	None: .....33-11
Home: .....36-25	20-29 attempts: .....20-2	200-299 yards: .....32-31	1 interception: .....18-23
Away: .....27-33	30-39 attempts: .....22-27	300-399 yards: .....14-8	2 interceptions: .....8-12
On Grass: .....47-41	40-49 attempts: .....15-21	400 or more: .....3-1	3 or more: .....4-12
On Turf: .....16-17	50 or more: .....4-6	<b>Touchdowns</b>	<b>Sacks</b>
Indoor: .....6-6	<b>Completions</b>	None: .....10-21	None: .....17-7
Outdoor: .....57-52	Less Than 10: .....2-1	1 touchdown: .....22-23	1 sack: .....19-4
vs. AFC: .....50-43	10-19 completions: .....24-23	2 touchdowns: .....15-10	2 sacks: .....17-17
vs. NFC: .....13-15	20-29 completions: .....30-31	3 or more: .....16-4	3 or more sacks: .....10-30
	30 or more: .....7-3		



## NFL RECORD BOOK – SINGLE SEASON PASSING TOTALS

Attempts			Completions			Yards		
691	Drew Bledsoe	1994	404	Warren Moon	1991	5,084	Dan Marino	1984
655	Warren Moon	1991	400	Drew Bledsoe	1994	4,802	Dan Fouts	1981
636	Drew Bledsoe	1995	385	Dan Marino	1994	4,746	Dan Marino	1986
623	Drew Bledsoe	1996	378	Dan Marino	1986	4,715	Dan Fouts	1980
623	Dan Marino	1986	377	Warren Moon	1995	4,690	Warren Moon	1991
615	Dan Marino	1994	373	Drew Bledsoe	1996	4,689	Warren Moon	1990
						4,614	Neil Lomax	1984
						4,555	Drew Bledsoe	1994
						4,458	Lynn Dickey	1983
						4,453	Dan Marino	1994
						4,436	Steve Bauerlein	1999
						4,434	Dan Marino	1988
						4,413	Brett Favre	1995
						4,413	Peyton Manning	2000

## PATRIOTS RECORD BOOK – SINGLE SEASON PASSING TOTALS

Attempts			Completions			Yards			Touchdowns		
691	Drew Bledsoe	1994	400	Drew Bledsoe	1994	4,555	Drew Bledsoe	1994	31	Babe Parilli	1964
636	Drew Bledsoe	1995	373	Drew Bledsoe	1996	4,086	Drew Bledsoe	1996	28	Drew Bledsoe	1997
623	Drew Bledsoe	1996	323	Drew Bledsoe	1995	3,985	Drew Bledsoe	1999	28	Steve Grogan	1979
539	Drew Bledsoe	1999	314	Drew Bledsoe	1997	3,706	Drew Bledsoe	1997	27	Drew Bledsoe	1994
531	Drew Bledsoe	2000	312	Drew Bledsoe	2000	3,633	Drew Bledsoe	1998	25	Drew Bledsoe	1994
522	Drew Bledsoe	1997	305	Drew Bledsoe	1999	3,507	Drew Bledsoe	1995	23	Tony Eason	1984
481	Drew Bledsoe	1998	276	Tony Eason	1986	3,465	Babe Parilli	1964	22	Butch Songin	1960
473	Babe Parilli	1964	263	Drew Bledsoe	1998	3,328	Tony Eason	1986	20	Drew Bledsoe	1998
448	Tony Eason	1986	259	Tony Eason	1984	3,291	Drew Bledsoe	2000	20	Babe Parilli	1966
431	Tony Eason	1984	246	Hugh Millen	1991				19	Drew Bledsoe	1999
429	Drew Bledsoe	1993	228	Babe Parilli	1964				5 other tied w/19		

## PATRIOTS RECORD BOOK – CAREER PASSING TOTALS

Attempts			Completions			Yards			Touchdowns		
4452	Drew Bledsoe	1993-00	2504	Drew Bledsoe	1993-00	29,257	Drew Bledsoe	1993-00	182	Steve Grogan	1975-90
3593	Steve Grogan	1975-90	1879	Steve Grogan	1975-90	26,886	Steve Grogan	1975-90	164	Drew Bledsoe	1993-00
2413	Vito Parilli	1961-67	1140	Vito Parilli	1961-67	16,747	Vito Parilli	1961-67	132	Vito Parilli	1961-67
1503	Jim Plunkett	1971-75	876	Tony Eason	1983-89	10,732	Tony Eason	1983-89	62	Jim Plunkett	1971-75
1500	Tony Eason	1983-89	729	Jim Plunkett	1971-75	9,932	Jim Plunkett	1971-75	60	Tony Eason	1983-89

## BLEDSON'S NFL AND TEAM PASSING RECORDS

### NFL Individual Passing Records Set

Pass Attempts in a Single Season - 691 (1994)

Pass Attempts in a Game - 70 (11/13/94)

Pass Completions in a Game - 45 (11/13/94)

### Team Passing Records Set

Pass Attempts, Career: 4,452 (1993-00)

Pass Attempts, Season: 691 (1994)

Pass Attempts, Game: 70 (11/13/94)

Pass Completions, Career: 2,504 (1993-00)

Pass Completions, Season: 400 (1994)

Pass Completions, Game: 45 (11/13/94)

Passing Yards, Career: 29,257 (1993-00)

Passing Yards, Season: 4,555 (1994)

Passing Yards, Game: 426 (11/13/94)

Consecutive Pass Attempts without an Interception: 179 (1995)

400-Yard Passing Games in a Career: 4 (1993-99)

400-Yard Passing Games in a Season: 2 (1994)

300-Yard Passing Games in a Career: 25 (1993-99)

300-Yard Passing Games in a Season: 6 (1994)

Consecutive 300-Yard Games: 4 (1/2/94 thru 9/18/94)

50+ Pass Attempt Games in a Career: 10 (1993-99)

50+ Pass Attempt Games in a Season: 5 (1994)

Most Seasons Leading League in Attempts: 3 (1994-97)

Most Seasons Leading League in Completions: 2 (1994, 1996)

Most Seasons Leading the League in Passing Yards: 1 (1994)

3,000-Yard Seasons: 7 (1994-00)

4,000-Yard Seasons: 2 (1994, 1996)

Game-Winning Drives: 19

Consecutive Starts by a Quarterback: 56 (1995-98)

Consecutive Starts by a QB in a Season: 19 (1996, including playoffs)



# DREW BLEDSOE'S CAREER GAME-BY-GAME

1993	Opponent	Att	Cmp	Yards	Pct	TD	Lg	Int	S	Yds	Rating	W/L	Score
09/05	at Buffalo	30	14	148	46.7	2	54t	1	3	13	69.9	L	14-38
09/12	Detroit	49	28	239	57.1	1	38	1	2	8	68.3	L	ot 16-19
09/19	Seattle	44	20	238	45.5	1	25	2	2	15	51.1	L	14-17
09/26	at N.Y. Jets	42	19	195	45.2	0	44	2	3	15	39.3	L	7-45
10/10	at Phoenix*	17	8	85	47.1	1	20	0	2	18	81.7	W	23-21
10/17	Houston	Inactive (left knee strain)											
10/24	at Seattle	Inactive (left knee strain)											
10/31	at Indianapolis	Inactive (left knee strain)											
11/07	Buffalo**	16	8	96	50.0	0	26	0	1	9	68.8	L	ot 10-13
11/21	at Miami	42	23	275	54.8	1	40t	1	2	14	73.0	L	13-17
11/28	N.Y. Jets	18	10	134	55.6	0	24	1	0	0	56.3	L	0-6
12/05	at Pittsburgh	48	18	296	37.5	1	48	5	0	0	22.6	L	14-17
12/12	Cincinnati	22	11	106	50.0	1	18	0	0	0	79.0	W	7-2
12/19	at Cleveland	47	19	210	40.4	1	24	1	1	7	52.6	W	20-17
12/26	Indianapolis	11	9	143	81.8	2	30	0	0	0	185.0	W	38-0
01/02	Miami	43	27	329	62.8	4	42	1	0	0	107.6	W	ot 33-27
<b>1993 Season Totals</b>		<b>429</b>	<b>214</b>	<b>2494</b>	<b>49.9</b>	<b>15</b>	<b>54t</b>	<b>15</b>	<b>16</b>	<b>99</b>	<b>65.0</b>	<b>5-11</b>	

\* sustained a left knee strain and did not return in the second half

\*\* did not start, but played in relief of Scott Secules

1994	Opponent	Att	Cmp	Yards	Pct	TD	Lg	Int	S	Yds	Rating	W/L	Score
09/04	at Miami	51	32	421	62.7	4	62t	2	1	3	98.6	L	35-39
09/11	Buffalo	42	26	380	61.9	3	32	2	2	9	95.3	L	35-38
09/18	at Cincinnati	50	30	365	60.0	1	34t	2	0	0	72.5	W	31-28
09/25	at Detroit	33	21	251	63.6	1	43	0	1	6	96.9	W	23-17
10/02	Green Bay	53	29	334	54.7	2	37t	1	2	22	78.7	W	17-16
10/09	L.A. Raiders	55	23	321	41.8	2	26	3	3	16	50.6	L	17-21
10/16	at N.Y. Jets	41	22	242	53.7	1	39	1	3	22	69.4	L	17-24
10/30	Miami	33	16	125	48.5	0	15	3	2	11	20.4	L	3-23
11/06	at Cleveland	43	20	166	46.5	0	20	4	2	7	18.2	L	6-13
11/13	Minnesota	70	45	426	64.3	3	31t	0	0	0	95.3	W	ot 26-20
11/20	San Diego	36	21	224	58.3	1	27t	2	1	7	62.7	W	23-17
11/27	at Indianapolis	36	26	271	72.2	0	37	1	2	14	82.1	W	12-10
12/04	N.Y. Jets	34	19	199	55.9	1	20	1	1	8	70.6	W	24-13
12/11	Indianapolis	45	25	277	55.6	2	43	4	0	0	51.8	W	28-13
12/18	at Buffalo	31	22	276	71.0	3	34	0	0	0	130.6	W	41-17
12/24	at Chicago	38	23	277	60.5	1	37	1	2	14	80.7	W	13-3
<b>1994 Season Totals</b>		<b>691</b>	<b>400</b>	<b>4555</b>	<b>57.9</b>	<b>25</b>	<b>62t</b>	<b>27</b>	<b>22</b>	<b>139</b>	<b>73.6</b>	<b>10-6</b>	
01/01	at Cleveland	50	21	235	42.0	1	21	3	1	10	38.3	L	13-20

1995	Opponent	Att	Cmp	Yards	Pct	TD	Lg	Int	S	Yds	Rating	W/L	Score
09/03	Cleveland	47	30	302	63.8	0	32	0	0	0	82.0	W	17-14
09/10	Miami	51	25	267	49.0	0	33	2	1	14	48.4	L	3-20
09/17	at San Francisco	51	21	241	41.2	0	31	3	4	22	31.6	L	3-28
10/01	at Atlanta	Inactive (separated shoulder)											
10/08	Denver	56	24	248	42.9	0	33	0	2	23	56.3	L	3-37
10/15	at Kansas City	47	25	237	53.2	2	22t	1	3	24	72.7	L	26-31
10/23	Buffalo	40	23	262	57.5	1	35	0	0	0	85.6	W	27-14
10/29	Carolina	44	22	228	50.0	0	21	0	0	0	65.3	L	ot 17-20
11/05	at N.Y. Jets	27	13	173	48.1	0	35	0	0	0	68.9	W	20-7
11/12	at Miami	25	14	209	56.0	2	47t	0	1	4	110.3	W	34-17
11/19	Indianapolis	39	20	180	51.3	0	19	0	5	29	64.0	L	10-24
11/26	at Buffalo	45	21	263	46.7	3	22	3	1	6	59.8	W	35-25
12/03	New Orleans	31	18	197	58.1	0	27	2	2	6	50.1	L	17-31
12/10	N.Y. Jets	36	11	178	30.6	1	43	1	1	11	45.8	W	31-28
12/16	at Pittsburgh	60	39	336	65.0	3	25	1	2	14	89.3	L	27-41
12/23	at Indianapolis	37	17	186	45.9	1	31t	3	1	17	36.5	L	7-10
<b>1995 Season Totals</b>		<b>636</b>	<b>323</b>	<b>3507</b>	<b>50.8</b>	<b>13</b>	<b>47t</b>	<b>16</b>	<b>23</b>	<b>170</b>	<b>63.7</b>	<b>6-10</b>	



# DREW BLEDSOE'S CAREER GAME-BY-GAME

1996	Opponent	Att	Cmp	Yards	Pct	TD	Lg	Int	S	Yds	Rating	W/L	Score
09/01	at Miami	38	19	221	50.0	1	29	2	4	21	54.8	L	10-24
09/08	at Buffalo	46	21	210	45.7	1	37t	0	4	31	66.4	L	10-17
09/15	Arizona	35	21	221	60.0	3	23	0	2	5	107.0	W	31-0
09/22	Jacksonville	44	27	255	61.4	1	32	1	4	25	75.5	W	28-25
10/06	at Baltimore	39	25	310	64.1	4	35	0	0	0	122.8	W	46-38
10/13	Washington	48	23	222	47.9	0	34	1	2	17	52.6	L	22-27
10/20	at Indianapolis	24	14	142	58.3	1	24	0	0	0	89.2	W	27-9
10/27	Buffalo	45	32	373	71.1	1	42	0	2	15	103.3	W	28-25
11/03	Miami	41	30	419	73.2	3	84t	2	1	10	109.7	W	42-23
11/10	at N.Y. Jets	34	24	297	70.6	3	31	2	2	22	102.2	W	31-27
11/17	Denver	41	22	212	53.7	0	39	1	2	11	58.2	L	8-34
11/24	Indianapolis	30	21	242	70.0	2	28	0	2	8	116.3	W	27-13
12/01	at San Diego	29	19	232	65.5	4	25	0	2	3	136.0	W	45-7
12/08	N.Y. Jets	42	24	251	57.1	1	19	1	1	3	72.6	W	24-10
12/16	at Dallas	40	20	178	50.0	0	29	3	0	0	31.0	L	6-12
12/21	at N.Y. Giants	47	31	301	66.0	2	38	2	2	19	80.2	W	23-22
<b>1996 Season Totals</b>		<b>623</b>	<b>373</b>	<b>4086</b>	<b>59.9</b>	<b>27</b>	<b>84t</b>	<b>15</b>	<b>30</b>	<b>190</b>	<b>83.7</b>	<b>11-5</b>	
01/05	Pittsburgh	24	14	164	58.3	1	53	2	2	15	58.3	W	28-3
01/12	Jacksonville	33	20	178	60.6	0	38	1	2	17	62.4	W	20-6
01/26	Green Bay	48	25	253	52.1	2	44	4	5	39	46.6	L	21-35
<b>1996 Playoff Totals</b>		<b>105</b>	<b>59</b>	<b>595</b>	<b>56.2</b>	<b>3</b>	<b>53</b>	<b>7</b>	<b>9</b>	<b>71</b>	<b>54.3</b>	<b>2-1</b>	
1997	Opponent	Att	Cmp	Yds	Pct	TD	Lg	Int	S	Yds	Rating	W/L	Score
08/31	San Diego	39	26	340	66.7	4	40	0	0	0	128.2	W	41-7
09/07	at Indianapolis	25	15	267	60.0	4	64	0	1	7	149.9	W	31-6
09/14	N.Y. Jets	34	16	162	47.1	2	32	2	0	0	56.3	W	ot 27-24
09/21	Chicago	37	24	301	64.9	2	52	1	2	19	96.8	W	31-3
10/06	at Denver	41	20	234	48.8	1	44	1	3	23	64.5	L	13-34
10/12	Buffalo	27	14	181	51.9	2	30	1	1	10	82.5	W	33-6
10/19	at N.Y. Jets	38	24	294	63.2	2	67	1	3	27	93.5	L	19-24
10/27	Green Bay	36	20	268	55.6	1	50	3	2	13	53.9	L	10-28
11/02	at Minnesota	42	27	313	64.3	2	76	1	3	20	92.7	L	18-23
11/09	at Buffalo	22	15	200	68.2	1	50	0	3	36	111.9	W	31-10
11/16	at Tampa Bay	25	13	117	52.0	0	21	2	5	58	31.6	L	7-27
11/23	Miami	26	15	207	57.7	0	51	0	1	8	83.3	W	27-24
11/30	Indianapolis	33	20	204	60.6	2	28	0	2	17	98.5	W	20-17
12/07	at Jacksonville	35	26	234	74.3	2	27	0	2	7	110.9	W	26-20
12/13	Pittsburgh	36	21	211	58.3	3	49	2	0	0	79.7	L	ot 21-24
12/22	at Miami	26	18	173	69.2	0	22	1	2	13	71.5	W	14-12
<b>1997 Season Totals</b>		<b>522</b>	<b>314</b>	<b>3706</b>	<b>60.2</b>	<b>28</b>	<b>76</b>	<b>15</b>	<b>30</b>	<b>258</b>	<b>87.7</b>	<b>10-6</b>	
12/28	Miami	32	16	139	50.0	1	24	0	3	19	72.3	W	17-3
01/03	at Pittsburgh	44	23	264	52.3	0	39	2	2	20	51.7	L	6-7
<b>1997 Playoff Totals</b>		<b>76</b>	<b>39</b>	<b>403</b>	<b>51.3</b>	<b>1</b>	<b>39</b>	<b>2</b>	<b>5</b>	<b>39</b>	<b>60.4</b>	<b>1-1</b>	
1998	Opponent	Att	Cmp	Yds	Pct	TD	Lg	Int	S	Yds	Rating	W/L	Score
09/07	at Denver	32	20	289	62.5	2	55	0	3	31	112.6	L	21-27
09/13	Indianapolis	29	15	218	51.7	1	39	0	0	0	88.0	W	29-6
09/20	Tennessee	30	18	250	60.0	1	51	0	4	22	97.9	W	27-16
10/04	at New Orleans	35	21	317	60.0	1	43	3	3	26	63.6	W	30-27
10/11	Kansas City	26	17	226	65.4	3	39	0	0	0	131.3	W	40-10
10/19	N.Y. Jets	30	18	206	60.0	1	29	1	4	25	77.9	L	14-24
10/25	at Miami	33	13	240	39.4	0	54	1	2	15	52.6	L	9-12
11/01	at Indianapolis	35	22	306	62.9	2	63	1	1	13	98.0	W	21-16
11/08	Atlanta	34	19	229	55.9	1	46	1	5	48	74.3	L	10-41
11/15	at Buffalo	31	12	180	38.7	*1	37	0	3	22	69.3	L	10-13
11/23	Miami	54	28	423	51.9	2	49	2	1	9	74.8	W	26-23
11/29	Buffalo	43	28	246	65.1	3	33	1	4	31	93.8	W	25-21
12/06	at Pittsburgh	34	21	327	61.8	1	86	3	2	23	66.7	W	23-9
12/13	at St. Louis	35	11	176	31.4	1	50	1	4	30	46.8	L	18-32
12/20	San Francisco	inactive (fractured right index finger)											
12/27	at N.Y. Jets	inactive (fractured right index finger)											
<b>1998 Season Totals</b>		<b>481</b>	<b>263</b>	<b>3633</b>	<b>54.7</b>	<b>20</b>	<b>86</b>	<b>14</b>	<b>36</b>	<b>295</b>	<b>80.9</b>	<b>9-7</b>	
01/03	at Jacksonville	inactive (fractured right index finger)											



## DREW BLEDSOE'S CAREER GAME-BY-GAME

1999	Opponent	Att	Cmp	Yds	Pct	TD	Lg	Int	S	Yds	Rating	W/L	Score
09/12	at New York Jets	30	21	340	70.0	1	58t	1	2	14	104.9	W	30-28
09/19	Indianapolis	45	27	299	60.0	4	31	0	1	7	109.4	W	31-28
09/26	N.Y. Giants	28	20	233	71.4	0	45	0	1	10	96.3	W	16-14
10/03	at Cleveland	43	29	393	67.4	1	54t	0	4	32	104.1	W	19-7
10/10	at Kansas City	45	23	334	51.1	2	49t	2	3	18	71.9	L	14-16
10/17	Miami	36	17	225	47.2	1	40	1	2	12	65.2	L	30-31
10/24	Denver	22	13	214	59.1	0	67	0	4	22	91.9	W	24-23
10/31	at Arizona	22	14	276	63.6	4	64t	0	5	32	146.8	W	27-3
11/15	New York Jets	36	15	170	41.7	2	31	3	3	20	40.3	L	17-24
11/21	at Miami	34	15	201	44.1	1	68t	5	4	26	33.7	L	17-27
11/28	at Buffalo	34	18	205	52.9	1	45t	1	6	31	68.9	L	7-17
12/05	Dallas	25	14	176	56.0	0	25	2	1	0	44.8	W	13-6
12/12	at Indianapolis	44	31	379	70.5	1	52	1	5	35	94.8	L	15-20
12/19	at Philadelphia	49	23	331	46.9	0	41	4	6	43	35.3	L	9-24
12/26	Buffalo	21	10	101	47.6	0	29	0	6	34	61.8	L	10-13
01/02	Baltimore	25	15	108	60.0	1	23	1	2	6	66.8	W	20-3
<b>1999 Season Totals</b>		<b>539</b>	<b>305</b>	<b>3985</b>	<b>56.6</b>	<b>19</b>	<b>68t</b>	<b>21</b>	<b>55</b>	<b>342</b>	<b>75.6</b>	<b>8-8</b>	

2000	Opponent	Att	Cmp	Yds	Pct	TD	Lg	Int	S	Yds	Rating	W/L	Score
09/03	Tampa Bay	39	26	216	66.7	1	39t	0	6	26	89.3	L	16-21
09/11	at New York Jets	43	25	229	58.1	1	22	0	6	36	80.5	L	19-20
09/17	Minnesota	35	21	190	60.0	1	23	1	3	26	72.3	L	13-21
09/24	at Miami	33	16	161	48.5	0	28	1	2	7	50.2	L	3-10
10/01	at Denver	27	18	271	66.7	4	44t	1	3	11	133.4	W	28-19
10/08	Indianapolis	23	15	142	65.2	2	28	0	3	21	111.1	W	24-16
10/15	New York Jets	35	16	208	45.7	0	46	3	7	46	29.2	L	17-34
10/22	at Indianapolis	34	23	231	67.6	1	27	0	0	0	96.6	L	23-30
11/05	Buffalo	5	3	50	60.0	0	22	1	0	0	54.2	L	OT 13-16
11/12	at Cleveland	35	21	212	60.0	1	25	1	4	28	74.9	L	11-19
11/19	Cincinnati	36	22	258	61.1	0	34	1	1	6	71.3	W	16-13
11/23	at Detroit	32	17	148	53.1	0	25	2	2	5	39.6	L	9-34
12/04	Kansas City	48	33	282	68.8	2	23	0	3	19	97.7	W	30-24
12/10	at Chicago	46	25	225	54.3	2	20	0	3	18	82.2	L	17-24
12/17	at Buffalo	26	13	156	50.0	0	21	0	1	14	68.8	W	OT 13-10
12/24	Miami	34	18	312	52.9	2	59	2	1	1	79.5	L	24-27
<b>2000 Season Totals</b>		<b>531</b>	<b>312</b>	<b>3291</b>	<b>58.8</b>	<b>17</b>	<b>59</b>	<b>13</b>	<b>45</b>	<b>264</b>	<b>77.3</b>	<b>5-11</b>	

## DREW BLEDSOE'S SINGLE-GAME CAREER HIGHS

### GAMES WITH AT LEAST 50 PASS ATTEMPTS

Date	Opponent	Att	Cmp	Yards	Pct	TD	Lg	Int	W/L	Score
11/13/94	Minnesota	70	45	426	64.3	3	31t	0	W	OT 26-20
12/16/95	at Pittsburgh	60	39	336	65.0	3	25	1	L	27-41
10/08/95	Denver	56	24	248	42.9	0	33	0	L	3-37
10/09/94	L.A. Raiders	55	23	321	41.8	2	26	3	L	17-21
11/23/98	Miami	54	28	423	51.9	2	49	2	W	26-23
10/02/94	Green Bay	53	29	334	54.7	2	37t	1	W	17-16
09/17/95	at San Francisco	51	21	241	41.2	0	31	3	L	3-28
09/10/95	Miami	51	25	267	49.0	0	33	2	L	3-20
09/04/94	at Miami	51	32	421	62.7	4	62t	2	L	35-39
09/18/94	at Cincinnati	50	30	365	60.0	1	34t	2	W	31-28
01/01/95	at Cleveland*	50	21	235	42.0	1	21	3	L	13-20

### GAMES WITH 30 OR MORE PASS COMPLETIONS

Date	Opponent	Att	Cmp	Yards	Pct	TD	Lg	Int	W/L	Score
11/13/94	Minnesota	70	45	426	64.3	3	31t	0	W	OT 26-20
12/16/95	at Pittsburgh	60	39	336	65.0	3	25	1	L	27-41
12/04/00	Kansas City	48	33	282	68.8	2	23	0	W	30-24
10/27/96	Buffalo	45	32	373	71.1	1	42	0	W	28-25
09/04/94	at Miami	51	32	421	62.7	4	62t	2	L	35-39
12/12/99	at Indianapolis	44	31	379	70.5	1	52t	1	L	15-20
12/21/96	at N.Y. Giants	47	31	301	66.0	2	38	2	W	23-22
11/03/96	Miami	41	30	419	73.2	3	84t	2	W	42-23
09/18/94	at Cincinnati	50	30	365	60.0	1	34t	2	W	31-28
09/03/95	Cleveland	47	30	302	63.8	0	32	0	W	17-14



# DREW BLEDSOE'S SINGLE-GAME CAREER HIGHS (CONTINUED)

## 300-YARD GAMES

Date	Opponent	Att	Cmp	Yards	Pct	TD	Lg	Int	W/L	Score
11/13/94	Minnesota	70	45	426	64.3	3	31t	0	W	OT 26-20
11/23/98	Miami	54	28	423	51.9	2	49	2	W	26-23
09/04/94	at Miami	51	32	421	62.7	4	62t	2	L	35-39
11/03/96	Miami	41	30	419	73.2	3	84t	2	W	42-23
10/03/99	at Cleveland	43	29	393	67.4	1	54t	0	W	19-7
09/11/94	Buffalo	42	26	380	61.9	3	32	2	L	35-38
12/12/99	at Indianapolis	44	31	379	70.5	1	52t	1	L	15-20
10/27/96	Buffalo	45	32	373	71.1	1	42	0	W	28-25
09/18/94	at Cincinnati	50	30	365	60.0	1	34t	2	W	31-28
09/12/99	at N.Y. Jets	30	21	340	70.0	1	58t	1	W	30-28
08/31/97	San Diego	39	26	340	66.7	4	40	0	W	41-7
12/16/95	at Pittsburgh	60	39	336	65.0	3	25	1	L	27-41
10/10/99	at Kansas City	45	23	334	51.1	2	49t	2	L	14-16
10/02/94	Green Bay	53	29	334	54.7	2	37t	1	W	17-16
12/19/99	at Philadelphia	49	23	331	46.9	0	41	4	L	9-24
01/02/93	Miami	43	27	329	62.8	4	42	1	W	OT 33-27
12/06/98	at Pittsburgh	34	21	327	61.8	1	86t	3	W	23-9
10/09/94	L.A. Raiders	55	23	321	41.8	2	26	3	L	17-21
10/04/98	at New Orleans	35	21	317	60.0	1	43	3	W	30-27
11/02/97	at Minnesota	42	27	313	64.3	2	76	1	L	18-23
12/24/00	Miami	34	18	312	52.9	2	59	2	L	24-27
10/06/96	at Baltimore	39	25	310	64.1	4	35	0	W	46-38
11/01/98	at Indianapolis	35	22	306	62.9	2	63t	1	W	21-16
09/03/95	Cleveland	47	30	302	63.8	0	32	0	W	17-14
09/21/97	Chicago	37	24	301	64.9	2	52t	1	W	31-3
12/21/96	at N.Y. Giants	47	31	301	66.0	2	38	2	W	23-22

## 70% COMPLETION PERCENTAGE GAMES

Date	Opponent	Att	Cmp	Yards	Pct	TD	Lg	Int	W/L	Score
12/26/93	Indianapolis	11	9	143	81.8	2	30	0	W	38-0
12/07/97	at Jacksonville	35	26	234	74.3	2	27	0	W	26-20
11/03/96	Miami	41	30	419	73.2	3	84t	2	W	42-23
11/27/94	at Indianapolis	36	26	271	72.2	0	37	1	W	12-10
09/26/99	N.Y. Giants	28	20	233	71.4	0	45	0	W	16-14
10/27/96	Buffalo	45	32	373	71.1	1	42	0	W	28-25
12/18/94	at Buffalo	31	22	276	71.0	3	34	0	W	41-17
11/10/96	at N.Y. Jets	34	24	297	70.6	3	31	2	W	31-27
12/12/99	at Indianapolis	44	31	379	70.5	1	52t	1	L	15-20
09/12/99	at N.Y. Jets	30	21	340	70.0	1	58t	1	W	30-28
11/24/96	Indianapolis	30	21	242	70.0	2	28	0	W	27-13

## 3 OR MORE TOUCHDOWN COMPLETIONS

Date	Opponent	Att	Cmp	Yards	Pct	TD	Lg	Int	W/L	Score
10/01/00	at Denver	27	18	271	66.7	4	44t	1	W	28-19
10/31/99	at Arizona	22	14	276	63.6	4	64t	0	W	27-3
09/19/99	Indianapolis	45	27	299	60.0	4	31	0	W	31-28
09/07/97	at Indianapolis	25	15	267	60.0	4	64	0	W	31-6
08/31/97	San Diego	39	26	340	66.7	4	40	0	W	41-7
12/01/96	at San Diego	29	19	232	65.5	4	25	0	W	45- 7
10/06/96	at Baltimore	39	25	310	64.1	4	35	0	W	46-38
09/04/94	at Miami	51	32	421	62.7	4	62t	2	L	35-39
01/02/94	Miami	43	27	329	62.8	4	42	1	W	OT 33-27
11/29/98	Buffalo	43	28	246	65.1	3	33	1	W	25-21
10/11/98	Kansas City	26	17	226	65.4	3	39	0	W	40-10
12/13/97	Pittsburgh	36	21	211	58.3	3	49	2	L	OT 21-24
11/10/96	at N.Y. Jets	34	24	297	70.6	3	31	2	W	31-27
11/03/96	Miami	41	30	419	73.2	3	84t	2	W	42-23
12/18/94	at Buffalo	31	22	276	71.0	3	34	0	W	41-17
12/16/95	at Pittsburgh	60	39	336	65.0	3	25	1	L	27-41
11/26/95	at Buffalo	45	21	263	46.7	3	22	3	W	35-25
11/13/94	Minnesota	70	45	426	64.3	3	31t	0	W	OT 26-20
09/11/94	Buffalo	42	26	380	61.9	3	32	2	L	35-38



## DREW BLEDSOE'S SINGLE-GAME CAREER HIGHS (CONTINUED)

### NO INTERCEPTION, NO SACK GAMES

Date	Opponent	Att	Cmp	Yards	Pct	TD	Lg	Int	W/L	Score
10/22/00	at Indianapolis	24	23	231	67.6	1	27	0	L	23-30
10/11/98	Kansas City	26	17	226	65.4	3	39	0	W	40-10
09/13/98	Indianapolis	29	15	218	51.7	1	39	0	W	29-6
08/31/97	San Diego	39	26	340	66.7	4	40	0	W	41-7
10/20/96	at Indianapolis	24	14	142	58.3	1	24	0	W	27-9
10/06/96	at Baltimore	39	25	310	64.1	4	35	0	W	46-38
11/05/95	at N.Y. Jets	27	13	173	48.1	0	35	0	W	20-7
10/29/95	Carolina	44	22	228	50.0	0	21	0	L	OT 17-20
10/23/95	Buffalo	40	23	262	57.5	1	35	0	W	27-14
09/03/95	Cleveland	47	30	302	63.8	0	32	0	W	17-14
12/18/94	at Buffalo	31	22	276	71.0	3	34	0	W	41-17
11/13/94	Minnesota	70	45	426	64.3	3	31t	0	W	OT 26-20
12/26/93	Indianapolis	11	9	143	81.8	2	30	0	W	38-0
12/12/93	Cincinnati	22	11	106	50.0	1	18	0	W	7-2

Note: Patriots are 33-11 in games when Bledsoe is not intercepted and 17-7 in games when he is not sacked.

### THE RATING GAME

Date	Opponent	Att	Cmp	Yds	TD	Int	Rating	W/L	Score
12/26/93	Indianapolis	11	9	143	2	0	185.0	W	38-0
09/07/97	at Indianapolis	25	15	267	4	0	149.9	W	31-6
10/31/99	at Arizona	22	14	276	4	0	146.8	W	27-3
12/01/96	at San Diego	29	19	232	4	0	136.0	W	45-7
10/01/00	at Denver	27	18	271	4	1	133.4	W	28-19
10/11/98	Kansas City	26	17	226	3	0	131.3	W	40-10
12/18/94	at Buffalo	31	22	276	3	0	130.6	W	41-17
08/31/97	San Diego	39	26	340	4	0	128.2	W	41-7
10/06/96	at Baltimore	39	25	310	4	0	122.8	W	46-38
11/24/96	Indianapolis	30	21	242	2	0	116.3	W	27-13
09/07/98	at Denver	32	20	289	2	0	112.6	L	21-27
11/09/97	at Buffalo	22	15	200	1	0	111.9	W	31-10
10/08/00	Indianapolis	23	15	142	2	0	111.1	W	24-16
12/07/97	at Jacksonville	35	26	234	2	0	110.9	W	26-20
11/12/95	at Miami	25	14	209	2	0	110.3	W	34-17
11/03/96	Miami	41	30	419	3	2	109.7	W	42-23
09/19/99	Indianapolis	45	27	299	4	0	109.4	W	31-28
01/02/94	Miami	43	27	329	4	1	107.6	W	33-27
09/15/96	Arizona	35	21	221	3	0	107.0	W	31-0
09/12/99	at N.Y. Jets	30	21	340	1	1	104.9	W	30-28
10/03/99	at Cleveland	43	29	393	1	0	104.1	W	19-7
10/27/96	Buffalo	45	32	373	1	0	103.3	W	28-25
11/10/96	at N.Y. Jets	34	24	297	3	2	102.2	W	31-27

## DREW BLEDSOE'S SINGLE-GAME CAREER LOWS

### GAMES WITH LESS THAN 25 ATTEMPTS

Date	Opponent	Att	Cmp	Yards	Pct	TD	Lg	Int	W/L	Score
11/05/00	Buffalo*	5	3	50	60.0	0	22	1	L	OT 13-16
12/26/93	Indianapolis	11	9	143	81.8	2	30	0	W	38-0
11/07/93	Buffalo*	16	8	96	50.0	0	26	0	L	OT 10-13
10/10/93	at Phoenix*	17	8	85	47.1	1	20	0	W	23-21
11/28/93	N.Y. Jets	18	10	134	55.6	0	24	1	L	0-6
12/26/99	Buffalo	21	10	101	47.6	0	29	0	L	OT 10-13
10/31/99	at Arizona	22	14	276	63.6	4	64t	0	W	27-3
10/24/99	Denver	22	13	214	59.1	0	67	0	W	24-23
11/09/97	at Buffalo	22	15	200	68.2	1	50	0	W	31-10
12/12/93	Cincinnati	22	11	106	50.0	1	18	0	W	7-2
10/08/00	Indianapolis	23	15	142	65.2	2	28	0	W	24-16
10/20/96	at Indianapolis	24	14	142	58.3	1	24	0	W	27-9
01/05/97	Pittsburgh	24	14	164	58.3	1	53	2	W	28-3

\* Playing time limited due to injury



# DREW BLEDSOE'S SINGLE-GAME CAREER LOWS (CONTINUED)

## GAMES WITH LESS THAN 15 COMPLETIONS

Date	Opponent	Att	Cmp	Yards	Pct	TD	Lg	Int	W/L	Score
11/05/00	Buffalo*	5	3	50	60.0	0	22	1	L	OT 13-16
11/07/93	Buffalo*	16	8	96	50.0	0	26	0	L	OT 10-13
10/10/93	at Phoenix*	17	8	85	47.1	1	20	0	W	23-21
12/26/93	Indianapolis	11	9	143	81.8	2	30	0	W	38-0
12/26/99	Buffalo	21	10	101	47.6	0	29	0	L	OT 10-13
11/28/93	N.Y. Jets	18	10	134	55.6	0	24	1	L	0-6
12/13/98	at St. Louis	35	11	176	31.4	1	50	1	L	18-32
12/10/95	N.Y. Jets	36	11	178	30.6	1	43	1	W	31-28
12/12/93	Cincinnati	22	11	106	50.0	1	18	0	W	7-2
11/15/98	at Buffalo	31	12	180	38.7	1	37t	0	L	10-13
12/17/00	at Buffalo	26	13	156	50.0	0	21	0	W	OT 13-10
10/24/99	Denver	22	13	214	59.1	0	67	0	W	24-23
11/05/95	at N.Y. Jets	27	13	173	48.1	0	35	0	W	20-7
11/16/97	at Tampa Bay	25	13	117	52.0	0	21	2	L	7-27
10/25/98	at Miami	33	13	240	39.4	0	54	1	L	OT 9-12
12/05/99	Dallas	25	14	176	56.0	0	25	2	W	13-6
10/31/99	at Arizona	22	14	276	63.6	4	64t	0	W	27- 3
10/12/97	Buffalo	27	14	181	51.9	2	30	1	W	33-6
01/05/97	Pittsburgh	24	14	164	58.3	1	53	2	W	28-3
10/20/96	at Indianapolis	24	14	142	58.3	1	24	0	W	27-9
11/12/95	at Miami	25	14	209	56.0	2	47t	0	W	34-17
09/05/93	at Buffalo	30	14	148	46.7	2	54t	1	L	14-38

\* Playing time limited due to injury

## GAMES WITH LESS THAN 150 YARDS

Date	Opponent	Att	Cmp	Yards	Pct	TD	Lg	Int	W/L	Score
11/05/00	Buffalo*	5	3	50	60.0	0	22	1	L	OT 13-16
10/10/93	at Phoenix*	17	8	85	47.1	1	20	0	W	23-21
11/07/93	Buffalo*	16	8	96	50.0	0	26	0	L	OT 10-13
12/26/99	Buffalo	21	10	101	47.6	0	29	0	L	OT 10-13
12/12/93	Cincinnati	22	11	106	50.0	1	18	0	W	7- 2
01/02/00	Baltimore	25	15	108	60.0	1	23	1	W	20- 3
11/16/97	at Tampa Bay	25	13	117	52.0	0	21	2	L	7-27
10/30/94	Miami	33	16	125	48.5	0	15	3	L	3-23
11/28/93	N.Y. Jets	18	10	134	55.6	0	24	1	L	0- 6
12/28/97	Miami	32	16	139	50.0	1	24	0	W	17- 3
10/08/00	Indianapolis	23	15	142	65.2	2	28	0	W	24-16
10/20/96	at Indianapolis	24	14	142	58.3	1	24	0	W	27- 9
12/26/93	Indianapolis	11	9	143	81.8	2	30	0	W	38- 0
11/23/00	at Detroit	32	17	148	53.1	0	25	2	L	9-34
09/05/93	at Buffalo	30	14	148	46.7	2	54t	1	L	14-38

\* Playing time limited due to injury

## GAMES WITH COMPLETION PERCENTAGE BELOW 45%

Date	Opponent	Att	Cmp	Yards	Pct	TD	Lg	Int	W/L	Score
12/10/95	N.Y. Jets	36	11	178	30.6	1	43	1	W	31-28
12/13/98	at St. Louis	35	11	176	31.4	1	50	1	L	18-32
12/05/93	at Pittsburgh	48	18	296	37.5	1	48	5	L	14-17
11/15/98	at Buffalo	31	12	180	38.7	1	37	0	L	10-13
10/25/98	at Miami	33	13	240	39.4	0	54	1	L	OT 9-12
12/19/93	at Cleveland	47	19	210	40.4	1	24	1	W	20-17
11/15/99	N.Y. Jets	36	15	170	41.7	2	31	3	L	17-24
09/17/95	at San Francisco	51	21	241	41.2	0	31	3	L	3-28
10/09/94	L.A. Raiders	55	23	321	41.8	2	26	3	L	17-21
01/01/95	at Cleveland*	50	21	235	42.0	1	21	3	L	13-20
10/08/95	Denver	56	24	248	42.9	0	33	0	L	3-37
11/21/99	at Miami	34	15	201	44.1	1	68t	5	L	17-27

*italics denotes playoff game*



## THE LONGEST YARDS

In his first four years in the league, Bledsoe completed 4 passes of 50 yards or more. In the last four years, he has 21 passes of 50 yards or more.

Yards	Receiver	Opponent	Date
86 td	..Terry Glenn	.....at Pittsburgh	12/06/98
84 td	..Ben Coates	.....Miami	11/03/96
76	....Shawn Jefferson	.....at Minnesota	11/02/97
68 td	..Shawn Jefferson	.....at Miami	11/21/99
67	....Terry Glenn	.....Denver	10/24/99
67	....Troy Brown	.....at N.Y. Jets	10/19/97
64 td	..Shawn Jefferson	.....at Arizona	10/31/99
64	....Shawn Jefferson	.....at Indianapolis	09/07/97
63 td	..Tony Simmons	.....at Indianapolis	11/01/98
62 td	..Ben Coates	.....at Miami	09/04/94
59	....Jermaine Wiggins	.....Miami	12/24/00
58 td	..Tony Simmons	.....at N.Y. Jets	09/12/99
55	....Shawn Jefferson	.....at Denver	09/07/98
54 td	..Terry Glenn	.....at Cleveland	10/03/99
54	....Shawn Jefferson	.....at Miami	10/25/98
54 td	..Ben Coates	.....at Buffalo	09/05/93
53 td	..Terry Glenn	.....Pittsburgh	01/05/97
52 td	..Kevin Faulk	.....Miami	12/24/00
52	....Terry Glenn	.....at Indianapolis	12/12/99
52	....Troy Brown	.....at Denver	09/07/98
52 td	..Troy Brown	.....Chicago	09/21/97
51 td	..Terry Glenn	.....Tennessee	09/20/98
51	....Keith Byars	.....Miami	11/23/97
50	....Shawn Jefferson	.....at St. Louis	12/13/98
50	....Troy Brown	.....at Buffalo	11/09/97
50	....Terry Glenn	.....Green Bay	10/27/97
49 td	..Terry Glenn	.....at Kansas City	10/10/99
49	....Tony Carter	.....Miami	11/23/98
49 td	..David Meggett	.....Pittsburgh	12/13/97
49	....Terry Glenn	.....Green Bay	10/27/97
48	....Michael Timpson	.....at Pittsburgh	12/05/93
47	....Tony Simmons	.....at Miami	10/25/98
47 td	..Vincent Brisby	.....at Miami	11/12/95
46	....Tony Simmons	.....N.Y. Jets	10/15/00
46	....Robert Edwards	.....Miami	11/23/98
46	....Shawn Jefferson	.....Atlanta	11/08/98
45 td	..Terry Glenn	.....at Buffalo	11/28/99
45	....Terry Glenn	.....N.Y. Giants	09/26/99
45	....Terry Glenn	.....at N.Y. Jets	09/12/99
44 td	..Troy Brown	.....at Denver	10/01/00
44 td	..Tony Simmons	.....Indianapolis	10/08/00
44	....Keith Byars	.....Denver	10/06/97
44	....Ray Crittenden	.....at N.Y. Jets	09/26/93
43	....Terry Glenn	.....at Pittsburgh	12/06/98
43	....Tony Simmons	.....Atlanta	11/08/98
43	....Terry Glenn	.....at New Orleans	10/04/98

Yards	Receiver	Opponent	Date
43	....Derrick Cullors	.....at New Orleans	10/04/98
43	....Vincent Brisby	.....N.Y. Jets	12/10/95
43	....Vincent Brisby	.....Indianapolis	12/11/94
43	....Vincent Brisby	.....at Detroit	09/25/94
42	....Shawn Jefferson	.....Buffalo	10/27/96
42	....Ben Coates	.....Miami	01/02/94
41	....Shawn Jefferson	.....at Philadelphia	12/19/99
41	....Terry Glenn	.....at Cleveland	10/03/99
41	....Curtis Martin	.....Miami	11/03/96
40	....Vincent Brisby	.....Miami	10/17/99
40	....Terry Glenn	.....at Buffalo	11/09/97
40	....Terry Glenn	.....San Diego	08/31/97
40 td	..Ray Crittenden	.....at Miami	11/21/93
39 td	..Terry Glenn	.....Tampa Bay	09/03/00
39	....Troy Brown	.....at Denver	10/01/00
39	....Tony Simmons	.....at Kansas City	10/10/99
39	....Troy Brown	.....Kansas City	10/11/98
39	....Robert Edwards	.....Indianapolis	09/13/98
39	....Shawn Jefferson	.....Denver	11/17/96
39	....Ben Coates	.....at N.Y. Jets	10/16/94
38	....Terry Allen	.....at Arizona	10/31/99
38	....Shawn Jefferson	.....Miami	11/23/98
38	....Shawn Jefferson	.....Indianapolis	09/13/98
38	....Shawn Jefferson	.....Jacksonville	01/12/97
38	....Leonard Russell	.....Detroit	09/12/93
37	....Troy Brown	.....at Philadelphia	12/19/99
37 td	..Tony Simmons	.....at Buffalo	11/15/98
37 td	..Terry Glenn	.....at Buffalo	09/08/96
37 td	..Hason Graham	.....N.Y. Jets	12/10/95
37	....Michael Timpson	.....at Chicago	12/24/94
37	....Ben Coates	.....Indianapolis	12/11/94
37	....Michael Timpson	.....at Indianapolis	11/27/94
37 td	..Vincent Brisby	.....Green Bay	10/02/94
36 td	..Terry Glenn	.....at Arizona	10/31/99
36	....Shawn Jefferson	.....at Miami	10/25/98
36 td	..Michael Timpson	.....Miami	01/02/94
35	....Terry Glenn	.....at Indianapolis	12/12/99
35 td	..Shawn Jefferson	.....at Arizona	10/31/99
35	....Troy Brown	.....at St. Louis	12/13/98
35	....Terry Glenn	.....at New Orleans	10/04/98
35	....Ben Coates	.....San Diego	08/31/97
35	....Shawn Jefferson	.....San Diego	08/31/97
35 td	..Shawn Jefferson	.....at Baltimore	10/06/96
35	....Vincent Brisby	.....at N.Y. Jets	11/05/95
35	....Ben Coates	.....Buffalo	10/23/95



# BLEDSOE VS. THE AFC EAST

## BUFFALO BILLS (8-8)

Date		Opponent	Att	Cmp	Yards	Pct	TD	Lg	Int	W/L	Score
09/05/93	at	Buffalo	30	14	148	46.7	2	54t	1	L	14-38
11/07/93		Buffalo*	16	8	96	50.0	0	26	0	L	ot 10-13
09/11/94		Buffalo	42	26	380	61.9	3	32	2	L	35-38
12/18/94	at	Buffalo	31	22	276	71.0	3	34	0	W	41-17
10/23/95		Buffalo	40	23	262	57.5	1	35	0	W	27-14
11/26/95	at	Buffalo	45	21	263	46.7	3	22	3	W	35-25
09/08/96	at	Buffalo	46	21	210	45.7	1	37t	0	L	10-17
10/27/96		Buffalo	45	32	373	71.1	1	42	0	W	28-25
10/12/97		Buffalo	27	14	181	51.9	2	30	1	W	33-6
11/09/97	at	Buffalo	22	15	200	68.2	1	50	0	W	31-10
11/15/98	at	Buffalo	31	12	180	38.7	1	37	0	L	10-13
11/29/98		Buffalo	43	28	246	65.1	3	33	1	W	25-21
11/28/99	at	Buffalo	34	18	205	52.9	1	45t	1	L	7-17
12/26/99		Buffalo	21	10	101	47.6	0	29	0	L	10-13
11/05/00		Buffalo	5	3	50	60.0	0	22	1	L	OT 13-16
12/17/00	at	Buffalo	26	13	156	50.0	0	21	0	W	OT 13-10
<b>16-Game Totals</b>			<b>504</b>	<b>280</b>	<b>3327</b>	<b>55.6</b>	<b>22</b>	<b>54t</b>	<b>10</b>		<b>8-8</b>

\* did not start due to injury

## INDIANAPOLIS COLTS (11-4)

Date		Opponent	Att	Cmp	Yards	Pct	TD	Lg	Int	W/L	Score
12/26/93		Indianapolis	11	9	143	81.8	2	30	0	W	38-0
11/27/94	at	Indianapolis	36	26	271	72.2	0	37	1	W	12-10
12/11/94		Indianapolis	45	25	277	55.6	2	43	4	W	28-18
11/19/95		Indianapolis	39	20	180	51.3	0	19	0	L	10-24
12/23/95	at	Indianapolis	37	17	186	45.9	1	31t	3	L	7-10
10/20/96	at	Indianapolis	24	14	142	58.3	1	24	0	W	27-9
11/24/96		Indianapolis	30	21	242	70.0	2	28	0	W	27-13
09/07/97	at	Indianapolis	25	15	267	60.0	4	64	0	W	31-6
11/30/97		Indianapolis	33	20	204	60.6	2	28	0	W	20-17
09/13/98		Indianapolis	29	15	218	51.7	1	39	0	W	29-6
11/01/98	at	Indianapolis	35	22	306	62.9	2	63	1	W	21-16
09/19/99		Indianapolis	45	27	299	60.0	4	31	0	W	31-28
12/12/99	at	Indianapolis	44	31	379	70.5	1	52	1	L	15-20
10/08/00		Indianapolis	23	15	142	65.2	2	28	0	W	24-16
10/22/00	at	Indianapolis	34	23	231	67.7	1	27	0	L	23-30
<b>15-Game Totals</b>			<b>490</b>	<b>300</b>	<b>3487</b>	<b>61.2</b>	<b>25</b>	<b>64</b>	<b>10</b>		<b>11-4</b>

## MIAMI DOLPHINS (7-10)

Date		Opponent	Att	Cmp	Yards	Pct	TD	Lg	Int	W/L	Score
11/21/93	at	Miami	42	23	275	54.8	1	40t	1	L	13-17
01/02/94		Miami	43	27	329	62.8	4	42	1	W	33-27
09/04/94	at	Miami	51	32	421	62.7	4	62t	2	L	35-39
10/30/94		Miami	33	16	125	48.5	0	15	3	L	3-23
09/10/95		Miami	51	25	267	49.0	0	33	2	L	3-20
11/12/95	at	Miami	25	14	209	56.0	2	47t	0	W	34-17
09/01/96	at	Miami	38	19	221	50.0	1	29	2	L	10-24
11/03/96		Miami	41	30	419	73.2	3	84t	2	W	42-23
11/23/97		Miami	26	15	207	57.7	0	51	0	W	27-24
12/22/97	at	Miami	26	18	173	69.2	0	22	1	W	14-12
12/28/97		Miami+	32	16	139	50.0	1	24	0	W	17-3
10/25/98	at	Miami	33	13	240	39.4	0	54	1	L	9-12
11/23/98		Miami	54	28	423	51.9	2	49	2	W	26-23
10/17/99		Miami	36	17	225	47.2	1	40	1	L	30-31
11/21/99	at	Miami	34	15	201	44.1	1	68t	5	L	17-27
09/24/00		Miami	33	16	161	48.5	0	28	1	L	3-10
12/24/00		Miami	34	18	312	52.9	2	59	2	L	24-27
<b>17-Game Totals</b>			<b>632</b>	<b>343</b>	<b>4347</b>	<b>54.3</b>	<b>22</b>	<b>68t</b>	<b>26</b>		<b>7-10</b>

+ playoff game

## NEW YORK JETS (7-8)

Date		Opponent	Att	Cmp	Yards	Pct	TD	Lg	Int	W/L	Score
09/26/93	at	N.Y. Jets	42	19	195	45.2	0	44	2	L	7-45
11/28/93		N.Y. Jets	18	10	134	55.6	0	24	1	L	0-6
10/16/94	at	N.Y. Jets	41	22	242	53.7	1	39	1	L	17-24
12/04/94		N.Y. Jets	34	19	199	55.9	1	20	1	W	24-13
11/05/95	at	N.Y. Jets	27	13	173	48.1	0	35	0	W	20-7
12/10/95		N.Y. Jets	36	11	178	30.6	1	43	1	W	31-28
11/10/96	at	N.Y. Jets	34	24	297	70.6	3	31	2	W	31-27
12/08/96		N.Y. Jets	42	24	251	57.1	1	19	1	W	34-10
09/14/97		N.Y. Jets	34	16	162	47.1	2	32	2	W	OT 27-24
10/19/97	at	N.Y. Jets	38	24	294	63.2	2	67	1	L	19-24
10/19/98		N.Y. Jets	30	18	206	60.0	1	29	1	L	14-24
12/27/98		N.Y. Jets				inactive				L	10-31
09/12/99	at	N.Y. Jets	30	21	340	70.0	1	58t	1	W	30-28
11/15/99		N.Y. Jets	36	15	170	41.7	2	31	3	L	17-24
09/11/00	at	N.Y. Jets	43	25	229	58.1	1	22	0	L	19-20
10/15/00		N.Y. Jets	35	16	208	45.7	0	46	3	L	17-34
<b>15-Game Totals</b>			<b>520</b>	<b>277</b>	<b>3278</b>	<b>53.3</b>	<b>16</b>	<b>67</b>	<b>20</b>		<b>7-8</b>



# BLEDSOE VS. THE NFL

Date	Opponent	Att	Cmp	Yards	Pct	TD	Lg	Int	W/L	Score
10/10/93	at Phoenix*	17	8	85	47.1	1	20	0	W	23-21
09/15/96	Arizona	35	21	221	60.0	3	23	0	W	31-0
10/31/99	at Arizona	22	14	276	63.6	4	64t	0	W	27-3
<b>3-Game Totals</b>		<b>74</b>	<b>44</b>	<b>582</b>	<b>59.5</b>	<b>8</b>	<b>64t</b>	<b>0</b>		<b>3-0</b>
<b>11/08/98</b>	<b>Atlanta</b>	<b>34</b>	<b>19</b>	<b>229</b>	<b>55.9</b>	<b>1</b>	<b>46</b>	<b>1</b>	<b>L</b>	<b>10-41</b>
10/06/96	at Baltimore	39	25	310	64.1	4	35	0	W	46-38
01/02/99	Baltimore	25	15	108	60.0	1	23	1	W	20-3
<b>2-Game Totals</b>		<b>64</b>	<b>40</b>	<b>418</b>	<b>62.5</b>	<b>5</b>	<b>35</b>	<b>1</b>		<b>2-0</b>
<b>10/29/95</b>	<b>Carolina</b>	<b>44</b>	<b>22</b>	<b>228</b>	<b>50.0</b>	<b>0</b>	<b>21</b>	<b>0</b>	<b>L</b>	<b>OT 17-20</b>
12/24/94	at Chicago	38	23	277	60.5	1	37	1	W	13-3
09/21/97	Chicago	37	24	301	64.9	2	52	1	W	31-3
12/10/00	at Chicago	46	25	225	54.3	2	20	0	L	17-24
<b>3-Game Totals</b>		<b>121</b>	<b>72</b>	<b>803</b>	<b>59.5</b>	<b>5</b>	<b>52</b>	<b>2</b>		<b>2-1</b>
12/12/93	Cincinnati	22	11	106	50.0	1	18	0	W	7- 2
09/18/94	at Cincinnati	50	30	365	60.0	1	34t	2	W	31-28
11/19/00	Cincinnati	36	22	258	61.1	0	34	1	W	16-13
<b>3-Game Totals</b>		<b>108</b>	<b>63</b>	<b>729</b>	<b>58.3</b>	<b>2</b>	<b>34t</b>	<b>3</b>		<b>3-0</b>
09/03/95	Cleveland	47	30	302	63.8	0	32	0	W	17-14
11/06/94	at Cleveland	43	20	166	46.5	0	20	4	L	6-13
12/19/93	at Cleveland	47	19	210	40.4	1	24	1	W	20-17
01/01/95	at Cleveland+	50	21	235	42.0	1	21	3	L	13-20
10/03/99	at Cleveland	43	29	393	67.4	1	54t	0	W	19-7
11/12/00	at Cleveland	35	21	212	60.0	1	25	1	L	11-19
<b>6-Game Totals</b>		<b>265</b>	<b>140</b>	<b>1518</b>	<b>52.8</b>	<b>4</b>	<b>54t</b>	<b>9</b>		<b>3-3</b>
12/15/96	at Dallas	40	20	178	50.0	0	29	3	L	6-12
12/05/99	Dallas	25	14	176	56.0	0	25	2	W	13-6
<b>2-Game Totals</b>		<b>65</b>	<b>34</b>	<b>354</b>	<b>52.3</b>	<b>0</b>	<b>29</b>	<b>5</b>		<b>1-1</b>
10/08/95	Denver	56	24	248	42.9	0	33	0	L	3-37
11/17/96	Denver	41	22	212	53.7	0	39	1	L	8-34
10/06/97	at Denver	41	20	234	48.8	1	44	1	L	13-34
09/07/98	at Denver	32	20	289	62.5	2	55	0	L	21-27
10/24/99	Denver	22	13	214	59.1	0	67	0	W	24-23
10/01/00	at Denver	27	18	271	66.7	4	44t	1	W	28-19
<b>6-Game Totals</b>		<b>219</b>	<b>117</b>	<b>1468</b>	<b>53.4</b>	<b>7</b>	<b>67</b>	<b>3</b>		<b>2-4</b>
09/25/94	at Detroit	33	21	251	63.6	1	43	0	W	23-17
09/12/93	Detroit	49	28	239	57.1	1	38	1	L	OT 16-19
11/23/00	at Detroit	32	17	148	53.1	0	25	2	L	9-34
<b>3-Game Totals</b>		<b>114</b>	<b>66</b>	<b>638</b>	<b>57.9</b>	<b>2</b>	<b>43</b>	<b>3</b>		<b>1-2</b>
10/02/94	Green Bay	53	29	334	54.7	2	37t	1	W	17-16
<b>01/26/96</b>	<b>Green Bay++</b>	<b>48</b>	<b>25</b>	<b>253</b>	<b>52.1</b>	<b>2</b>	<b>44</b>	<b>4</b>	<b>L</b>	<b>21-35</b>
10/27/97	Green Bay	36	20	268	55.6	1	50	3	L	10-28
<b>3-Game Totals</b>		<b>137</b>	<b>74</b>	<b>855</b>	<b>54.0</b>	<b>5</b>	<b>50</b>	<b>8</b>		<b>1-2</b>
10/15/95	at Kansas City	47	25	237	53.2	2	22t	1	L	26-31
10/11/98	Kansas City	26	17	226	65.4	3	39	0	W	40-10
10/10/99	at Kansas City	45	23	334	51.1	2	49t	2	L	14-16
12/04/00	Kansas City	48	33	282	68.8	2	23	0	W	30-24
<b>4-Game Totals</b>		<b>166</b>	<b>98</b>	<b>1079</b>	<b>59.0</b>	<b>9</b>	<b>49t</b>	<b>3</b>		<b>2-2</b>



# BLEDSOE VS. THE NFL

09/22/96	Jacksonville	44	27	255	61.4	1	32	1	W	OT 28-25
01/12/96	Jacksonville+	33	20	178	60.6	0	38	1	W	20-6
12/07/97	at Jacksonville	35	26	234	74.3	2	27	0	W	26-20
01/03/98	at Jacksonville+				inactive				L	10-25
<b>3-Game Totals</b>		<b>112</b>	<b>73</b>	<b>667</b>	<b>65.2</b>	<b>3</b>	<b>38</b>	<b>2</b>		<b>3-0</b>

Date	Opponent	Att	Cmp	Yards	Pct	TD	Lg	Int	W/L	Score
11/13/94	Minnesota	70	45	426	64.3	3	31t	0	W	OT 26-20
11/02/97	at Minnesota	42	27	313	64.3	2	76	1	L	18-23
09/17/00	Minnesota	35	21	190	60.0	1	23	1	L	13-21
<b>3-Game Totals</b>		<b>147</b>	<b>93</b>	<b>929</b>	<b>63.3</b>	<b>6</b>	<b>76</b>	<b>2</b>		<b>1-2</b>

12/03/95	New Orleans	31	18	197	58.1	0	27	2	L	17-31
10/04/98	at New Orleans	35	21	317	60.0	1	43	3	W	30-27
<b>2-Game Totals</b>		<b>66</b>	<b>39</b>	<b>514</b>	<b>59.0</b>	<b>1</b>	<b>43</b>	<b>5</b>		<b>1-1</b>

12/21/96	at N.Y. Giants	47	31	301	66.0	2	38	2	W	23-22
09/26/99	N.Y. Giants	28	20	233	71.4	0	45	0	W	16-14
<b>2-Game Totals</b>		<b>75</b>	<b>51</b>	<b>531</b>	<b>68.0</b>	<b>2</b>	<b>45</b>	<b>2</b>		<b>2-0</b>

10/09/94	L.A. Raiders	55	23	321	41.8	2	26	3	L	17-21
12/19/99	at Philadelphia	49	23	331	46.9	0	41	4	L	9-24

12/05/93	at Pittsburgh	48	18	296	37.5	1	48	5	L	14-17
12/16/95	at Pittsburgh	60	39	336	65.0	3	25	1	L	27-41
01/05/97	Pittsburgh+	24	14	164	58.3	1	53	2	W	28-3
12/13/97	Pittsburgh	36	21	211	58.3	3	49	2	L	OT 21-24
01/03/98	at Pittsburgh+	44	23	264	52.3	0	39	2	L	6-7
12/06/98	at Pittsburgh	34	21	327	61.8	1	86	3	W	23-9
<b>6-Game Totals</b>		<b>246</b>	<b>136</b>	<b>1598</b>	<b>55.3</b>	<b>9</b>	<b>86</b>	<b>15</b>		<b>2-4</b>

11/20/94	San Diego	36	21	224	58.3	1	27t	2	W	23-17
12/01/96	at San Diego	29	19	232	65.5	4	25	0	W	45-7
08/31/97	San Diego	39	26	340	66.7	4	40	0	W	41-7
<b>3-Game Totals</b>		<b>104</b>	<b>66</b>	<b>796</b>	<b>63.5</b>	<b>9</b>	<b>40</b>	<b>2</b>		<b>3-0</b>

09/17/95	at San Francisco	51	21	241	41.2	0	31	3	L	3-28
12/13/98	at St. Louis	35	11	176	31.4	1	50	1	L	18-32
09/19/93	Seattle	44	20	238	45.5	1	25	2	L	14-17

11/16/97	at Tampa Bay	25	13	117	52.0	0	21	2	L	7-27
09/03/00	Tampa Bay	39	26	216	66.7	1	39t	0	L	16-21
<b>2-Game Totals</b>		<b>64</b>	<b>39</b>	<b>333</b>	<b>60.9</b>	<b>1</b>	<b>39t</b>	<b>2</b>		<b>0-2</b>

09/20/98	Tennessee	30	18	250	60.0	1	51	0	W	27-16
10/13/96	Washington	48	23	222	47.9	0	34	1	L	22-27

\* missed second half due to injury  
+ playoff game  
++ Super Bowl



## NFL'S YOUNGEST PRO BOWL QUARTERBACKS

Although Dan Marino holds the distinction of being the youngest quarterback selected to the Pro Bowl, Drew Bledsoe is the youngest quarterback to have actually played in a Pro Bowl. Marino, who was voted to start for the AFC squad as a rookie following the 1983 season, missed the game due to a knee injury. The 10 youngest quarterbacks selected to play in the Pro Bowl are listed below. The year represents the year of the Pro Bowl game, not of the previously concluded season.

Quarterback, Team	Year	Age
Dan Marino, Miami*	1984	22 yrs., 4 months, 14 days
<b>Drew Bledsoe, Patriots</b>	<b>1995</b>	<b>22 yrs., 11 months, 22 days</b>
Brett Favre, Green Bay	1993	23 yrs., 3 months, 28 days
Dan Marino, Miami	1985	23 yrs., 4 months, 12 days
Peyton Manning	1999	23 yrs., 10 months, 13 days
Bernie Kosar, Cleveland#	1988	24 yrs., 2 months, 13 days
Brett Favre, Green Bay	1994	24 yrs., 3 months, 27 days
Mike Boryla, Philadelphia	1976	24 yrs., 10 months, 20 days
Pat Haden, L.A. Rams	1978	25 years to the date
Greg Landry, Detroit	1972	25 yrs., 1 month, 5 days
Ken O'Brien, N.Y. Jets	1986	25 yrs., 2 months, 6 days
* did not play due to an injury		# named to squad by AFC coaching staff as a "need" player

## YOUNGEST TO REACH 10,000-YARD PASSING PLATEAU

At the age of 23, Drew Bledsoe became the youngest player in NFL history to reach the 10,000-yard passing plateau, surpassing the pace set by Dan Marino in 1985. The youngest quarterbacks to reach the 10,000-yard passing milestone are listed below.

Quarterback, Team	Age	Date	Games
<b>Drew Bledsoe, Patriots</b>	<b>23 yrs, 299 days</b>	<b>12/10/95</b>	<b>42</b>
Dan Marino, Miami	24 yrs, 63 days	11/17/85	38
Bernie Kosar, Cleveland	25 yrs, 9 days	12/04/88	48
Brett Favre, Green Bay	25 yrs, 69 days	12/18/94	48

## NO PEER PRESSURE

Bledsoe is one of 11 quarterbacks to be drafted first overall since the AFL/NFL merger in 1970. Through eight seasons, Bledsoe has thrown for 4,536 yards and 29 touchdowns more than the next closest competitor - 1983 first-round draft choice John Elway. Below is a comparison of how each of the quarterbacks fared in their first eight years. They are listed in order of total passing yards:

Quarterback	Years	G	Att	Cmp	Pct	Yards	TD	Int	Rating
<b>Drew Bledsoe</b>	<b>1993-00</b>	<b>122</b>	<b>4452</b>	<b>2504</b>	<b>58.8</b>	<b>29,257</b>	<b>164</b>	<b>136</b>	<b>77.3</b>
John Elway	1983-90	116	3572	1959	54.8	24,721	135	128	74.3
Troy Aikman	1989-96	113	3178	2000	62.9	22,733	110	98	83.0
Jeff George	1990-97	103	3233	1878	58.1	22,043	120	87	80.1
Vinny Testaverde	1987-94	100	2766	1463	52.9	19,192	107	139	67.0
Steve Bartkowski	1975-82	93	2518	1347	53.5	17,407	116	125	70.1
Terry Bradshaw	1970-77	97	2019	1008	49.9	13,279	93	118	60.3
Jim Plunkett	1971-78	87	1994	983	49.3	13,217	84	117	62.1
Peyton Manning	1998-00	48	1679	1014	60.4	12,287	85	58	85.4
Tim Couch	1999-00	22	614	360	58.6	3,930	22	22	74.6
Michael Vick	2001								



## NFL'S PASSING LEADERS

Among the NFL's all-time top 10 passing leaders, only Dan Marino passed for more yards in his first eight seasons than Drew Bledsoe. For comparison purposes, the NFL's all-time career passing leaders (by yards) and their totals after eight years are listed below:

All-Time Passing Leaders		8-Year Passing Comparisons	
Quarterback	Yards	Quarterback	Yards
1 Dan Marino	61,361	Dan Marino	31,416
2 John Elway	51,475	<b>Drew Bledsoe*</b>	<b>29,257</b>
3 Warren Moon	49,325	Warren Moon	27,679
4 Fran Tarkenton	47,003	John Elway	24,721
5 Dan Fouts	43,040	Boomer Esiason	24,264
6 Joe Montana	40,551	Joe Montana	21,498
7 Johnny Unitas	40,239	Johnny Unitas	21,491
8 Dave Krieg	38,147	Dan Tarkenton	20,222
9 Boomer Esiason	37,920	Dan Fouts	19,454
10 Vinny Testaverde*	36,607	Vinny Testaverde*	19,192
		Dave Krieg	15,808

\* active players

## SINGLE-GAME LEADERS

### MOST ATTEMPTS

Att	Player	Date
70	<b>Drew Bledsoe</b>	<b>11/13/94</b>
69	Vinny Testaverde	12/24/00
68	George Blanda	11/01/64
66	Chris Miller	12/24/89
63	Rich Gannon	10/20/91
62	Randall Cunningham	10/02/89
62	Steve Dilts	08/05/81
62	Phil Simms	10/13/85
62	Joe Namath	10/18/70
61	Tommy Kramer	12/16/79
61	Neil Lomax	09/20/87
60*	<b>Drew Bledsoe</b>	<b>12/16/95</b>

(\* Tied with seven others)

### MOST COMPLETIONS

Cmp	Player	Date
45	<b>Drew Bledsoe</b>	<b>11/13/94</b>
42	Richard Todd	09/21/80
41	Warren Moon	11/10/91
40	Ken Anderson	12/20/82
40	Phil Simms	10/13/85
39	<b>Drew Bledsoe</b>	<b>12/16/95</b>
39	Dan Marino	11/16/86

## NOW THERE'S A FIRST

**Drew Bledsoe's career firsts are listed below:**

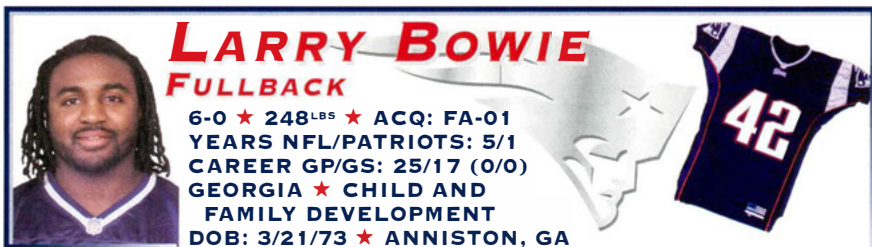
NFL Start	9/5/93 at Buffalo
Attempt	9/5/93 at Buffalo (Incomplete - L. Russell)
Completion	9/5/93 at Buffalo (Sam Gash 7 yards)
Touchdown Pass	9/5/93 at Buffalo (Ben Coates 54 yards)
2-Touchdown Game	9/5/93 at Buffalo (30-14-148-2 tds-1 int)
3-Touchdown Game	1/2/94 vs. Miami (43-27-329-4 tds-1 int)
4-Touchdown Game	1/2/94 vs. Miami (43-27-329-4 tds-1 int)
Interception	9/5/93 at Buffalo (J. Williams 6-yard return)
2-Interception Game	9/19/93 vs. Seattle (44-20-238-1 td-2 ints)
3-Interception Game	12/5/93 at Pittsburgh (48-18-296-1 td-5 ints)
Sack	9/5/93 at Buffalo (C. Bennett 6-yard loss)
2-Sack Game	9/5/93 at Buffalo (3 for 13 yards)
200-Yard Game	9/12/93 vs. Detroit (28-24-239-1 td-1 int)
300-Yard Game	1/2/94 vs. Miami (43-27-329-4 tds-1 int)
400-Yard Game	9/4/94 at Miami (51-32-421-4 tds-2 ints)
Rush	9/5/93 at Buffalo (6 yards)
Touchdown Run	none

## TOUCHDOWN TARGETS

Drew Bledsoe's 164 career touchdown passes have been distributed to 29 different receivers. A list of Bledsoe's touchdown targets is listed below:

Pos	Receiver	TDs
TE	Ben Coates .....	45
WR	<b>Terry Glenn</b> .....	<b>21</b>
WR	Vincent Brisby .....	14
WR	Shawn Jefferson .....	13
WR	<b>Troy Brown</b> .....	<b>11</b>
FB	Keith Byars .....	5
FB	Sam Gash .....	5
RB	Curtis Martin .....	5
RB	Leroy Thompson .....	5
WR	Michael Timpson .....	5
WR	Ray Crittenden .....	4
WR	<b>Tony Simmons</b> .....	<b>4</b>
TE	Lovett Purnell .....	3
FB	Kevin Turner .....	3
TE	Mike Bartrum .....	2
RB	<b>Robert Edwards</b> .....	<b>2</b>
RB	<b>Kevin Faulk</b> .....	<b>2</b>
WR	Hason Graham .....	2
RB	Terry Allen .....	1
TE	Mary Cook .....	1
RB	Derrick Cullors .....	1
WR	Greg McMurtry .....	1
RB	David Meggett .....	1
WR	Will Moore .....	1
RB	Lamont Warren .....	1
TE	Eric Bjornson .....	2
RB	<b>J.R. Redmond</b> .....	<b>2</b>
TE	<b>Jermaine Wiggins</b> .....	<b>1</b>
TE	<b>Rod Rutledge</b> .....	<b>1</b>





## Pronunciation: boo-ee Career Transactions

Larry Bowie signed with the Patriots as a free agent on Feb. 1, 2001 ... Originally signed as a rookie free agent by the Washington Redskins on May 1, 1996 ... Placed on injured reserve on Oct. 6, 1998 ... Released by Redskins on June 1, 2000.

## Career Highlights

- ★ **Career GP/GS: 25/17 (0/0)**
- ★ Rushed for a career-high 23 yards against the Eagles in the 1997 season finale.
- ★ Recorded a career-high 84 yards receiving vs. the Rams on Nov. 30, 1997.
- ★ Scored his first career touchdown on a 5-yard run at Chicago (11/2/98).

## Seasonal Reviews

**2000 (0/0):** Did not play after being released by the Redskins on June 1, 2000.

**1999 (2/0-Washington):** Played in two games, but was not credited with any offensive statistics.

**1998 (5/4-Washington):** Started four of the first five games at fullback before suffering a broken fibula Week 5 vs. Dallas, an injury that sidelined him for the remainder of the season ... Opened the season with 25 yards on four receptions, including a 4-yard touchdown reception at New York ... Cleared the way for Terry Allen, who rushed for 94 yards Week 2 against the 49ers and 92 yards Week 3 at Seattle ... Provided 10 of the 185 yards rushing against the two-time defending Super Bowl Champion Denver Broncos in Week 4.

**1997 (15/13-Washington):** Started 13 of 15 games played at fullback and rushed for 100 yards on 28 carries and caught 34 passes for 388 yards ... He scored four touchdowns, two rushing and two receiving ... Provided lead blocks for Allen, who led the team in rushing for the third consecutive season ... His 34 receptions and 100 yards rushing each ranked fourth on the team ... Led the team with four receptions for 53 yards vs. the Bears Week 9 and scored his first career touchdown on a 5-yard run ... Caught at least one pass

in 14 of his 15 games ... Scored his first career touchdown reception Week 13 vs. the Rams on a screen pass from Gus Frerotte that he converted into a 39-yard touchdown ... Scored again the following week on a 3-yard pass from Jeff Hostetler ... Averaged nearly 8 yards per carry in the season finale against the Eagles when he rushed for 23 yards and a touchdown on just three carries.

**1996 (3/0-Washington):** Played in three games, but did not start as a rookie for the Redskins ... Caught three passes for 17 yards.

## College

Bowie started three of nine games for the Bulldogs in 1995 and rushed for 202 yards on 52 carries and caught 16 passes for another 208 yards ... Rushed for a season-high 94 yards vs. Alabama before leaving the game with a groin injury ... Started five of 10 games in 1994 and rushed for 147 yards and four touchdowns ... Transferred to Georgia from Northeast Oklahoma A&M, where he led the team in rushing as a sophomore with 847 yards and 12 touchdowns.

## Personal

Larry Bowie was born March 21, 1973 in Anniston, Ala. ... Attended Anniston High, where he rushed for over 1,300 yards and scored 18 touchdowns to become a two-time all-state selection ... Totaled 483 receiving yards and 2 touchdowns ... Added 580 yards and a touchdown returning punts and kickoffs.

## BOWIE'S BLUEPRINTS

- ★ Rushed for over 1,300 yards and 18 touchdowns to become a two-time all-state selection while at Anniston High in Alabama.
- ★ Attended NE Oklahoma A&M before transferring to Georgia.

## SINGLE-GAME CAREER HIGHS

Regular Season	
<b>Attempts:</b>	6 vs. Arizona (12/7/97)
<b>Rush Yards:</b>	23 vs. Philadelphia (12/21/97)
	17 vs. Detroit (11/9/97)
	17 at Chicago (11/2/97)
<b>Receptions:</b>	4 at N.Y. Giants (9/6/98)
	4 vs. Detroit (11/9/97)
	4 at Chicago (11/2/97)
<b>Rec. Yards:</b>	84 vs. St. Louis (11/30/97)
	53 at Chicago (11/2/97)
	43 vs. Arizona (9/14/97)



# LARRY BOWIE

Pos: FB Ht: 6-0 Wt: 248 Year: 5th Acq: FA-01 College: Georgia Born: 3/21/73

Regular Season		Rushing						Receiving						Kick Returns				Fumbles		Misc	
Year	Team	G/S	No	Yds	Avg	Lg	TD	No	Yds	Avg	Lg	TD	No	Yds	Avg	Lg	TD	No	Lost	SpT	TD
1996	Redskins	3/0	0	0	0.0	0	0	3	17	5.7	8	0	0	0	0.0	0	0	0	0	-	-
1997	Redskins	15/13	28	100	3.6	18	2	34	388	11.4	39t	2	1	15	15.0	15	0	2	-	-	4
1998	Redskins	5/4	4	8	2.0	4	0	7	53	7.6	17	1	0	0	0.0	0	0	0	0	-	-
1999	Redskins	2/0	0	0	0.0	0	0	0	0	0.0	0	0	1	0	0.0	0	0	1	-	-	-
2000			did not play																		
Totals-4 years		25/17	32	108	3.4	18	2	44	458	10.4	39t	3	2	15	7.5	15	0	3	-	-	4



## TOM BRADY

### QUARTERBACK

**6-4 ★ 220<sup>LB</sup> ★ ACQ: D6B-00 (199TH)**  
**YEARS NFL/PATRIOTS: 2/2**  
**CAREER GP/GS: 1/0 (0/0)**  
**MICHIGAN ★ ORGANIZATIONAL STUDIES**  
**DOB 8/3/77 ★ SAN MATEO, CA**



## Career Transactions

Tom Brady was drafted by the New England Patriots in the sixth round (199th overall) of the 2000 NFL draft.

## Career Highlights

★ Career GP/GS: 1/0 (0/0)

## Seasonal Reviews

**2000 (1/0):** Listed among the Patriots inactives for 14 weeks during the season. **Cincinnati (11/19):** Active but did not play. **Detroit (11/23):** Entered game in the fourth quarter and completed one of three passes for 6 yards ... Completed his first NFL pass to J.R. Redmond for six yards.

## College

Brady earned three letters at Michigan (1997-99) and recorded a 20-5 record as a two-year starter for the Wolverines ... Ranks third in Michigan history with 710 attempts and 442 completions, fourth with 5,351 yards and 62.3 completion percentage and fifth with 35 touchdown passes ... He threw 20 touchdowns in 1999 and only Elvis Grbac (21 in 1990, 25 in 1991) had more touchdown tosses in a season for the Wolverines ... During the 1998 season, Brady passed for 2,636 yards - only Jim Harbaugh (2,729 yards in 1986) threw for more yards in a season for Michigan ... Completed 31 of 56 attempts for 375 yards against Ohio State to establish school game-records, breaking the old marks of 52 attempts for 372 yards by Scott Dreisbach vs. Virginia in 1995 and 29 completions by Todd Collins vs. Oklahoma State in 1992. **1999 (Senior):** All-Big Ten Conference second-team selection ... Completed 214 of 341 passes

(62.8%) for 2,586 yards, 20 touchdowns and only six interceptions ... His 2,586 yards rank third on the school's season-record list. **1998 (Junior):** All-Big Ten Conference honorable mention ... Academic All-Big Ten pick ... In his first year as the full-time starter, he completed 214 of 350 passes (61.1%) for 2,636 yards and 15 touchdowns ... Set a school record for most attempts (350) and completions (214) in a season ... Scored twice on 59 carries. **1997 (Sophomore):** Appeared in four games, completing 12-of-15 passes (80.0%) for 103 yards ... Served as Brian Griese's backup during the Wolverines national championship season. **1996 (Redshirt):** Played in two games, finishing with 26 yards on three-of-five throws (60.0%).

## BRADY'S BLUEPRINTS

- ★ Tom recorded a 20-5 record as a two-year starter for the Wolverines.
- ★ Tom was drafted in the 18th round of the 1995 Major League Baseball draft as a catcher by the Montreal Expos.


## Personal

Thomas Brady was born on Aug. 3, 1977 in San Mateo, Calif. ... *Blue Chip Illustrated* and *Prep Football Report* All-American selection at Serra High in San Mateo, Calif. ... Added all-state and All-Far West honors as the team's Most Valuable Player ... Earned two letters in both football and baseball ... Completed 236 of 447 passes (52.8%) for 3,702 yards and 31 touchdowns during his high school career ... Drafted in the 18th round of the 1995 Major League Baseball draft as a catcher by the Montreal Expos ... Majored in organizational studies at Michigan.

## TOM BRADY'S NFL STATISTICS

Year	Team	G/S	Att	Comp	Pct	Yds	Rtg
2000	Patriots	1/0	3	1	.333	6	42.4





# TROY BROWN

## WIDE RECEIVER

**5-10 ★ 193<sup>lbs</sup> ★ ACQ: D8-93 (198<sup>th</sup>)**  
**YEARS NFL/PATRIOTS: 9/9**  
**CAREER GP/GS: 108/22 (6/0)**  
**MARSHALL ★ COMPUTER SCIENCE**  
**DOB 7/2/71 ★ BARNWELL, SC**



## Career Transactions

Troy Brown was selected by the Patriots in the eighth round of the 1993 NFL draft (198th overall) ... Placed on injured reserve (quadriceps) on Dec. 31, 1993 ... Waived on Aug. 28, 1994 ... Re-signed on October 19, 1994 ... Re-signed as a restricted free agent on Feb. 2, 1996 ... Re-signed as an unrestricted free agent on March 10, 1997 ... Became an unrestricted free agent on Feb. 11, 2000 ... Re-signed to a five-year contract on Feb. 28, 2000.

## Career Highlights

★ **Career GP/GS: 108/22 (6/0)**

- ★ Brown had a career year in 2000, setting career-highs with 83 catches and 944 receiving yards. His 83 receptions were the fifth-highest single-season total in franchise history.
- ★ Brown earned the Patriots Miller Lite Player of the Year honor after being voted the Player of the Game five times during the 2000 season.
- ★ Brown moved into 8th place on the Patriots all-time list with 220 career receptions. He also increased his career receiving yardage total to 2,771 and moved past Cedric Jones (2,703) into 13th place.
- ★ Brown tied the second-highest single-game reception total with 12 catches versus Kansas City (12/4/00).
- ★ Led the team with four 100-yard receiving games during the 2000 season, increasing his career total to seven.
- ★ Established career-highs with 39 punt returns and 504 punt return yards in 2000.
- ★ Brown returned a punt 66-yards for a touchdown versus Tampa Bay (9/3/00). It was his first punt return for a touchdown in his career and the first punt return for a touchdown by the Patriots since Dec. 21, 1996 when David Meggett ran 60 yards for a score against the Giants. Brown's punt return for a touchdown was the first by a Patriot in Foxboro Stadium since Irving Fryar returned one 59 yards for a touchdown on Nov. 2, 1986 vs. Atlanta.

## BROWN'S BLUEPRINTS

- ★ Troy is the only Patriots player who is ranked within the top 10 on the franchise's all-time receiving, kickoff return and punt return lists
- ★ Troy would like to pursue a career in coaching after his playing career.

★ Brown is the Patriots second-leading all-time return specialist with 3,409 combined return yards, trailing David Meggett's franchise record of 3,999 yards.

★ He enters the 2001 season ranked second among the franchise's all-time leading punt returners (1,560 yards) and fifth among the Patriots all-time leading kick returners (1,849 yards).

★ Selected as Miller Lite Player of the Game for his performance against the Eagles (12/19/99) when he led all receivers with five receptions for 105 yards. It was the first of two such awards in 1999.

★ In the 1996 season finale against the Giants (12/21), he made one of the most acrobatic receptions of the season when he snared a 13-yard pass from Bledsoe

on 3rd-and-13, extending a drive which led to the game-winning touchdown in a 23-22 come-from-behind victory.

★ Posted a career high 13.2-yard average on 17 punt returns in 1998.

★ Had his regular season consecutive game streak snapped at 63 after sustaining a sprained ankle which sidelined him for six weeks in 1998.

★ In 1997, Brown started six games at wide receiver for an

injured Terry Glenn and finished the year ranked third on the team with 41 receptions for 607 yards. His six touchdown receptions ranked second on the team.

★ Earned Staples Star of the Game and Miller Lite Player of the Game honors at the New York Jets (10/19/97) when he recorded a career-high 125 yards and a touchdown on just five receptions (112 of those yards came on three third quarter receptions). On a career-long 67-yard reception, he shook off three would-be tacklers and was highlighted on ESPN for the "Hardest Working Play of the Week."

★ Earned Staples Star of the Game and Miller Lite Player of the Game honors vs. Chicago (9/21/97) when he led the team with six receptions for 124 yards, including a 52-yard touchdown.

★ Led the team with two 100-yard receiving games in 1997.

★ Scored his first career touchdown on one of the most unusual plays of the 1995 season when he picked up a David Meggett fumble on a kick return vs. the New



York Jets (12/10) and raced down the sideline for a 75-yard touchdown.

★ He was the first Marshall University product to ever play for the Patriots.

## Seasonal Reviews

**2000 (16/15):** Started at wide receiver in 15 of 16 games and recorded career-highs with 83 receptions and 944 yards receiving ... Ranked ninth in AFC with 83 receptions and 11th with 944 receiving yards ... Voted Patriots Miller Lite Player of the Year, after earning the Player of the Week award five times ... Finished season in eighth place on team's all-time receptions list with 220 moving past WR Vincent Brisby (217) ... Set career-highs with 39 punt returns and 504 punt return yards ... Ranked third in NFL with 504 punt return yards and seventh with 12.9 punt return average ... Moved past David Meggett (1,438) into second place on Patriots all-time leading punt return yardage list against Buffalo (11/5) and eclipsed his 1997 total of 467 punt return yards for the fifth-best single season punt return total. **Tampa Bay (9/3):** Unanimous selection as Patriots Miller Lite Player of the Game after he accumulated 221 all-purpose yards, including 118 punt return yards, 70 receiving yards and 33 rushing yards ... Established a then career-high, with seven receptions ... Recorded a 66-yard punt return for a touchdown, the first punt return for touchdown in his eight-year career ... The return was first Patriots punt return for touchdown

## PATRIOTS RECORD BOOK

### ALL-TIME RETURN LEADERS (YARDS)

Returner, Years	Total Yds	K.O.R.	Punt Ret
1. David Meggett, 1995-97	3999	2561	1438
2. <b>Troy Brown, 1993-00</b>	<b>3409</b>	<b>1849</b>	<b>1560</b>
3. Carl Garrett, 1969-72	2738	2251	487
4. Mack Herron, 1973-75	2684	1796	888
5. Larry Garron, 1960-67	2299	2299	0

### ALL-TIME PUNT RETURN LEADERS (YARDS)

Returner, Years	No	FC	Yds	Avg	Lg	TD
1. Irving Fryar, 1984-92	206	70	2055	10.0	85t	3
2. <b>Troy Brown, 1993-00</b>	<b>143</b>	<b>57</b>	<b>1560</b>	<b>10.9</b>	<b>64t</b>	<b>1</b>
3. David Meggett, 1995-97	142	32	1438	10.1	60t	1
4. Mike Haynes, 1976-82	111	8	1159	10.4	89t	2
5. Stanley Morgan, 1977-89	92	32	960	10.4	80t	1

### ALL-TIME KICK RETURN LEADERS (YARDS)

Returner, Years	No	Yds	Avg	Lg	TD
1. David Meggett, 1995-97	105	2561	24.4	62	0
2. Larry Garron, 1960-67	89	2299	25.8	95t	2
3. Stephen Starring, 1983-87	107	2259	21.1	53	0
4. Carl Garrett, 1969-72	92	2251	24.5	63	0
5. <b>Troy Brown, 1993-00</b>	<b>86</b>	<b>1,849</b>	<b>21.5</b>	<b>54</b>	<b>0</b>
6. Sammy Martin, 1988-90	88	1834	20.8	95t	1
7. Mack Herron, 1973-75	71	1796	25.3	92t	1
8. Raymond Clayborn, 1977-89	1538	27.0	101t	3	
9. Ricky Smith, 1982-84	67	1505	22.5	98t	1
10. Derrick Cullors, 1997-99	60	1471	24.5	86t	1


## ALL-TIME PATRIOTS RECEIVERS

Player	No	Yards	Avg	Lg	TD
1. Stanley Morgan	534	10,352	19.4	76t	67
2. Ben Coates	490	5,471	11.2	84t	50
3. Irving Fryar	363	5,726	15.8	80t	38
4. <b>Terry Glenn</b>	<b>315</b>	<b>4,465</b>	<b>14.2</b>	<b>86t</b>	<b>21</b>
5. Gino Cappelletti	292	4,589	15.7	63t	42
6. Jim Colclough	283	5,001	17.7	78t	39
7. Tony Collins	261	2,356	9.0	49	12
8. <b>TROY BROWN</b>	<b>220</b>	<b>2,771</b>	<b>12.6</b>	<b>67</b>	<b>12</b>
9. Vincent Brisby	217	3,142	14.5	72	14
10. Sam Cunningham	210	1,905	9.1	41	6
Marv Cook	210	1,843	8.8	49	11

since David Meggett's 60-yard touchdown return against Giants (12/21/96) ... Moved ahead of Mike Haynes (1,159 yards) into third place on Patriots all-time list with 1,174 yards. **N.Y. Jets (9/11):** Voted Patriots Miller Lite Player of the Game for third consecutive week, becoming first player to do so since RB Curtis Martin won award three times in 1995 ... Accumulated 120 all-purpose yards, including 93 punt return yards and 27 yards receiving. **Minnesota (9/17):** Tied a then career-high with seven catches for 62 yards and returned one punt for 13 yards. **Denver (10/1):** Posted the first 100-yard receiving game of the season, 108 yards, and the fourth of his career in the 28-19 Patriots victory ... Caught a career-high two touchdowns (11 and 44-yards) on Patriots first two possessions. **N.Y. Jets (10/15):** Named Patriots Miller Lite Player of the Game for third time in season ... Tied with Kevin Faulk for team-leading five catches ... Three of five catches for first downs. **Buffalo (11/5):** Won Patriots Miller Lite Player of the Game for fourth time in season with 108 total yards, including 64 punt return yards. **Cincinnati (11/19):** Set a then career-high with eight receptions for 110 yards in the Patriots 16-13 victory ... Terry Glenn joined Brown over the 100-yard plateau with 129 yards, marking the first time since Nov. 1, 1998 (Tony Simmons and Ben Coates each had 109 yards at Indianapolis) that the Patriots had two players with more than 100 yards receiving. **Kansas City (12/4):** Earned Patriots Miller Lite Player of the Game honors for fifth time during the 2000 season during the Patriots 30-24 victory over the Chiefs ... Notched a career-high 12 receptions for 119 yards, including 17-yard touchdown pass ... Tied with Ben Coates (at Indianapolis, 11/27/94) for second in franchise history with 12 receptions ... Eclipsed the 100-yard receiving mark for the third time of the season and the sixth time of his career. **Chicago (12/10):** Tied Glenn for team-high five receptions, including a 7-yard touchdown pass in fourth quarter. **Miami (12/24):** Led all receivers with 8 receptions and 102 yards ... It was the fourth 100-yard reception game of the season and the seventh of his career.



**1999 (13/1):** Played in 13 games and made one start at wide receiver ... Missed three games due to injury ... Proved once again to be among the Patriots most versatile performers, contributing as a wide receiver, punt returner and kickoff returner during the course of the season ... Became the Patriots second-leading all-time return specialist with 2,890 combined return yards, trailing David Meggett's franchise record of 3,999 yards ... Moved into fourth place among the Patriots all-time leading punt returners with 104 returns for 1,056 yards ... Tied Sammy Martin for fifth place with 1,834 kickoff return yards ... Led the team in punt return (10.7) and kickoff return (33.9) averages and finished third on the team with 36 receptions for 471 yards ... 10.7-yard average per punt return ranked fifth in the AFC ... Handled the kickoff return duties in four games, including the last two of the regular season, and averaged 33.9 yards per return. **N.Y. Jets (9/12):** Caught an 18-yard pass on third-and-6 to extend the game-winning drive that set up a 23-yard field goal with just :03 remaining in a 30-28 victory over the Jets. **Indianapolis (9/19):** Picked up a first down with a 14-yard reception in the fourth quarter, which led to a game-tying scoring drive against the Colts to help the Patriots overcome a 21-point second-half deficit. **N.Y. Giants (9/26):** Named special teams co-captain for the game ... Provided a 25-yard reception on 3rd-and-8 to extend a drive which resulted in a 38-yard field goal to give the Patriots their first lead of the game, 10-7, in the third quarter ... Converted another first down with an 11-yard reception which led to another field goal and a 13-7 lead in a 16-14 victory over the Giants. **Kansas City (10/10):** Returned the opening kickoff 28 yards, but sustained an ankle injury on the return and missed the next three games. **N.Y. Jets (11/15):** Scored his only touchdown of the season on a 31-yard touchdown toss by Bledsoe in a fourth quarter comeback attempt that pulled the Patriots to within a touchdown against the Jets, 24-17. **Dallas (12/5):** Provided four receptions for 40 yards, including an 11-yard first down reception which led to the game-winning



touchdown in a 13-6 victory over the Cowboys ... It was the Patriots first victory in the series in franchise history. **Indianapolis (12/12):** Named offensive co-captain for the game and produced 122 all-purpose yards with 53 yards receiving and 69 yards on four punt returns. **Philadelphia (12/19):** Selected as Miller Lite Player of the Game for his performance against the Eagles ... Led all receivers with five receptions for 105 yards ... Both totals represented individual season highs ... His five receptions were the most since the 1998 season opener, while his 105 yards receiving was the third highest total of his career ... Contributed 37- and 33-yard receptions in the fourth quarter of the failed comeback attempt ... Added 45 yards on four punt returns in the game, including his longest of the season, a 32-yarder in the fourth quarter ... Also recovered a special teams fumble caused by Marty Moore on a kick return in the second quarter. **Buffalo (12/26):** Named offensive co-captain for the game for the second time in three weeks ... Filled in for Kevin Faulk as the team's primary kickoff returner and set a career-high with 124 return yards on just four returns (31.0), including a long of 42 yards ... Added 31 yards on two punt returns. **Baltimore (1/2):** Started his first game of the season at wide receiver, replacing Terry Glenn in the lineup, and earned his second Miller Lite Player of the Game honors ... Tied his season high of five receptions ... Returned a punt 52 yards and a kickoff 54 yards, the two longest returns of his career ... Returned another kickoff 49 yards ... His 103 yards on kickoff returns were the second-highest individual game total of his career ... His 52-yard punt return was the longest by a Patriot all season ... He moved into a fifth-place tie with Sammy Martin among the Patriots all-time leading kick returners (1,834 yards) ... Finished the game with a career-high 192 all-purpose yards, including 173 return yards.

**1998 (10/0; 1/0):** Returned to the role as the team's primary punt returner, a position he held for the first two years in the league (1993-94) and played in 10 games as a returner and reserve receiver ... Finished the season fifth on the team with 23 receptions for 346 yards and a touchdown ... Led the team with a career-high 13.2 punt return average on 17 returns (225 yards) ... His 13.2 average would have led the AFC, but his 17 returns were not enough to qualify for the conference rankings ... Missed six games due to an ankle injury he



suffered vs. the Jets (10/19) ... Returned to the lineup at Pittsburgh (12/6) ... Led all receivers with 97 yards on five receptions to earn Miller Lite Player of the Game honors in the season opener at Denver (9/7) ... Caught a 52-yard pass from Bledsoe, his longest reception of the season and the second-longest of his career ... Shared team-high honors the following week with three receptions for 50 yards vs. Indianapolis (9/13) ... Returned one punt vs. the Colts for 38 yards, then, two plays later, extended the scoring drive with a 26-yard reception ... Caught three passes for 32 yards at New Orleans (10/4), including two which came on the game-winning scoring drive in the final minute of the game ... Also set season-highs with five punt returns for 104 yards (20.8 avg.) ... Provided consistent numbers through the first six games, averaging 3.5 receptions per game, with no fewer than three receptions during that time ... Sustained a high ankle sprain against the Jets (10/19) and left the game after posting a team-high 41 yards on four receptions ... Returned to action at Pittsburgh (12/6) ... Caught just two passes for 42 yards at St. Louis (12/13) the following week ... Replaced Chris Canty as the team's designated punt returner for the final two weeks of the season and playoffs ... Led the team with 46 yards on four receptions and returned four punts for 27 yards in a playoff loss at Jacksonville (1/3/99).

**1997 (16/6; 2/0):** In his fifth NFL season, Brown earned his first career starting assignment as a replacement for an injured Terry Glenn and recorded career-highs with 41 receptions (third on the team) for 607 yards (third) and six touchdowns (second) ... His six touchdown receptions were second only to tight end Ben Coates (8) ... Posted career-highs with a 67-yard reception and a 125-yard receiving day against the Jets (10/19) ... He was the only Patriot receiver to post multiple 100-yard receiving games in 1997 ... Scored a 52-yard touchdown vs. Chicago (9/21) - one of three receptions of 50 yards or more that season and the longest touchdown reception of his career ... Opened the season as a reserve and caught four passes for 24 yards vs. San Diego (8/31) ... Made his NFL starting debut at Indianapolis (9/7) and caught three passes for 35 yards and scored his first career touchdown reception on a 21-yard pass from Bledsoe ... Earned Staples Star of the Game and Miller Lite Player of the Game honors vs. Chicago (9/21) when he led the team with six receptions for 124 yards, including a 52-yard touchdown ... It was then the longest play of his five-year career, eclipsing a 51-yard kickoff return in 1996 ... He became the first Patriot receiver to eclipse the 100-yard plateau ... He was caught for an 18-yard loss on a reverse at Denver (10/6) - his first career rush attempt ... Earned Staples Star of the Game and Miller Lite Player of the Game honors at the New York Jets (10/19) when he recorded a career-high with 125 yards and a touchdown on just five receptions ... 112 of those yards came on three third-quarter receptions

## 100-YARD RECEIVING GAMES

Brown ranks ninth in franchise history with seven career 100-yard receiving games (listed below). He led the Patriots with four during the 2000 season.

Yds	Rec.	Date
125	5	at N.Y. Jets, 10/19/97
124	6	vs. Chicago, 9/21/97
119	12	vs. Kansas City, 12/4/00
110	8	vs. Cincinnati, 11/19/00
108	5	at Denver, 10/1/00
105	5	at Philadelphia, 12/19/99
102	8	vs. Miami, 12/24/00

... Posted a career-long 67-yard reception - a reception in which he shook off three would-be tacklers and was highlighted on ESPN as the "Hardest Working Play of the Week" ... Made his 22nd reception of the season in the ninth game of the year at Minnesota (11/2), eclipsing his previous single-season career-high ... Led the team with 61 yards receiving at Buffalo (11/9) and recorded his third reception of 50 yards or more ... Started his second game of the season and led all Patriots receivers with five catches for 58 yards at Tampa Bay (11/16) ... Started vs. Miami (11/23) and posted 46 yards on three receptions, including a 35-yard touchdown pass from David Meggett - Brown's fourth touchdown of the season ... Started vs. Indianapolis (11/30) and caught three passes for 35 yards, including his fifth touchdown reception of the season ... Scored a touchdown in his third consecutive game at Jacksonville (12/7) ... Caught two passes for 32 yards, including a 24-yard touchdown in a 17-3 wild-card victory over Miami (12/28).

**1996 (16/0, 2/0):** Played in every regular season game and each of the first two playoff games, but was inactive for Super Bowl XXXI due to a hernia injury ... Shared in the kickoff return duties, handling 29 returns for a career-high 21.9-yard average ... Also posted 21 receptions for 222 yards (10.6) with a 38-yard long ... Registered a season-long with a 51-yard kickoff return at Baltimore (10/6), which set up a Ben Coates touchdown in a 46-38 victory ... Totaled a career-high 104 yards on four kickoff returns (26.2 avg.) in that game ... Averaged 26.5 yards on two kickoff returns vs. Indianapolis (10/20) ... Saw extensive action at wide receiver during the final minutes vs. Buffalo (10/27), totaling three receptions for 43 yards (14.3 avg.) and adding 56 yards on three kickoff returns ... 20 of his 21 receptions came in the final nine games of the regular season, topped by a career-high effort in the season finale when he grabbed seven receptions for 75 yards, including a long of 38 yards at the New York Giants (12/21) ... Made one of the most dramatic receptions of the season against the Giants when he snared a 13-yard pass from



## SINGLE-GAME CAREER HIGHS

Receptions	12	vs. Kansas City (12/4/00)
	8	vs. Miami (12/24/00)
		vs. Cincinnati (11/19/00)
Yards	125	at New York Jets (10/19/97)
	124	Chicago (9/21/97)
Average (2 min.)	30.5	at Buffalo (11/9/99)
	25.0	at New York Jets (10/19/97)
Longest Rec.	67	at New York Jets (10/19/97)
	52	at Denver (9/7/98)
	52	Chicago (9/21/97)
	50	at Buffalo (11/9/97)
Touchdowns	2	at Denver (10/1/00)
Kick Returns	4	Six times, most recent
		vs. Buffalo (12/26/99)
Return Yards	124	vs. Buffalo (12/26/99)
	107	at Kansas City (10/15/95)
	105	at Baltimore (10/6/96)
Longest Return	54	vs. Baltimore (12/00)
	51	at Baltimore (10/6/96)
Punt Returns	6	at Cleveland (10/3/99)
Return Yards	118	vs. Tampa Bay (9/3/00)
Longest Return	66t	vs. Tampa Bay (9/3/00)
Touchdowns	1	vs. Tampa Bay (9/3/00)
<b>Postseason</b>		
Receptions	4	at Jacksonville (1/3/99)
Yards	46	at Jacksonville (1/3/99)
Average	16.0	vs. Miami (12/28/97)
Lg Reception	24	vs. Miami (12/28/97)
Touchdowns	1	vs. Miami (12/28/97)
Punt Returns	4	at Jacksonville (1/3/99)
Return Yards	27	at Jacksonville (1/3/99)
Lg Return	17	at Jacksonville (1/3/99)

Bledsoe on 3rd-and-13, extending a drive which led to the game-winning touchdown in a 23-22 come-from-behind victory ... The "circus catch" was made while lying on his back as he extended to make the reception ... The victory secured the AFC East title and first-round playoff bye for the Patriots.

**1995 (16/0):** Played in every game and finished the season with 14 receptions for 159 yards (11.4 avg.) ... Set a career-high with 31 kickoff returns for 672 yards and a 21.7-yard average ... Scored his first career touchdown on one of the most unusual plays of the 1995 season when he picked up a David Meggett fumble on a kick return vs. the New York Jets (12/10) and raced down the sideline for a 75-yard touchdown ... Emerged as the Patriots third receiver early in the season and recorded a season-high with five receptions for 72 yards (14.4 avg.) and returned two kicks for 61 yards (30.5 avg.) at San Francisco (9/17) to earn his first career Miller Lite Player of the Game honors ... Followed that

performance with four receptions for 44 yards (11.0 avg.) at Atlanta (10/1) ... Grabbed three passes for 25 yards vs. Denver (10/8) and followed with two receptions for 18 yards at Kansas City (10/15) ... Returned four kicks in games at Kansas City (10/15) and at Pittsburgh (12/16) for 107 and 83 yards, respectively.

**1994 (9/0, 1/0):** Re-signed with the Patriots at mid-season after his preseason release and led the team with 24 punt returns for 202 yards ... His 8.4-yard punt return average ranked ninth in the AFC ... Returned a punt 38 yards vs. Indianapolis (12/11) and finished the day with a career-high four returns for 62 yards (15.5 avg.) ... Returned one kickoff for 14 yards at Cleveland (11/6).

**1993 (12/0):** Played in 12 games during his rookie season and was used exclusively as a kickoff and punt return specialist ... Led the team and finished seventh in the league with a 9.0-yard average on 25 punt returns (224 yards) ... Finished second on the team with 15 kickoff returns for 243 yards (16.2 avg.) ... Caught two passes for 22 yards ... Inactive for three games before being placed on injured reserve with a quadriceps injury on (12/31).

## College

Sensational all-around player at Marshall who was considered the most dangerous scoring threat in all I-AA football during his final two seasons (1991-92) ... Averaged a touchdown every eight times he touched the ball (31 tds-250 att.) ... Tied the NCAA record for the most touchdowns on kick returns in a single season with four and became the NCAA's all-time leader in kickoff return average with a regular season net of 29.69 yards per return (32 for 950 yards) ... Ranks eighth all-time for all-purpose yardage, averaging 148.3 yards per game ... Associated Press first-team All-American selection and first-team all-conference selection as a wide receiver ... Earned second-team all-conference honors as a kick returner ... Finished senior season with 101 receptions for 1,654 yards and 16 touchdowns, added 158 yards and two rushing touchdowns, returning 20 punts for a 10-yard average and 27 kickoffs for a 23.3-yard average ... Transferred to Marshall from Lees-McRae J.C. prior to the 1991 season.

## Personal

Troy Fitzgerald Brown was born on July 2, 1971 in Barnwell, S.C. ... Attended Blackville-Hilda High in Blackville, S.C. and lettered in football and track ... Played on state championship team, which finished 14-1 in 1988 ... Caught 46 passes for 707 yards and 10 touchdowns that year ... Majored in computer science at Marshall ... Troy and his wife, Kimberly, have two sons, Sir'mon and Saan Jay.



# TROY BROWN

Pos: WR/KR Ht: 5-10 Wt: 193 Year: 9th Acq: D8-93 (198th) College: Marshall Born: 7/2/71

Regular Season			Receiving					Kick Returns					Punt Returns					Rushing				
Year	Team	G/S	No	Yds	Avg	Lg	TD	No	Yds	Avg	Lg	TD	No	FC	Yds	Avg	Lg	TD	No	Yds	Lg	TD
1993	Patriots	12/0	2	22	11	14	0	15	243	16.2	29	0	25	9	224	9.0	19	0	0	0	0	0
1994	Patriots	9/0	0	0	0	0	0	1	14	14.0	14	0	24	10	202	8.4	38	0	0	0	0	0
1995	Patriots	16/0	14	159	11.4	31	0	31	672	21.7	38	0	0	0	0	0	0	0	0	0	0	0
1996	Patriots	16/0	21	222	10.6	38	0	29	634	21.9	51	0	0	0	0	0	0	0	0	0	0	0
1997	Patriots	16/6	41	607	14.8	67	6	0	0	0	0	0	0	0	0	0	0	0	1	-18	-18	0
1998	Patriots	10/0	23	346	15.0	52	1	0	0	0	0	0	17	8	225	13.2	39	0	1	0	0	0
1999	Patriots	13/1	36	471	13.1	37	1	8	271	33.9	54	0	38	13	405	10.7	52	0	0	0	0	0
2000	Patriots	16/15	83	944	11.4	44t	4	2	15	7.5	9	0	39	19	504	12.9	66t	1	6	46	35	0
Totals-8 years		108/22	220	2771	12.6	67	12	86	1849	21.5	54	0	143	59	1560	10.9	66t	1	8	28	35	0
Postseason			Receiving					Kick Returns					Punt Returns					Rushing				
Year	Team	G/S	No	Yds	Avg	Lg	TD	No	Yds	Avg	Lg	TD	No	FC	Yds	Avg	Lg	TD	No	Yds	Lg	TD
1994	Patriots	1/0	0	0	0.0	0	0	0	0	0.0	0	0	2	0	5	2.5	5	0	0	0	0	0
1996	Patriots	2/0	0	0	0.0	0	0	2	54	27.0	29	0	0	0	0	0.0	0	0	0	0	0	0
1997	Patriots	2/0	3	38	12.7	24t	1	0	0	0.0	0	0	1	2	0	0.0	0	0	0	0	0	0
1998	Patriots	1/0	4	46	11.5	21	0	0	0	0.0	0	0	4	0	27	6.8	17	0	0	0	0	0
Totals-4 years		6/0	7	84	12.0	24t	1	2	54	27.0	29	0	7	2	32	4.6	17	0	0	0	0	0

## BROWN'S CAREER GAME-BY-GAME

			RECEIVING					KICK RETURNS					PUNT RETURNS					
1993	Opponent	Starts	No	Yds	Avg	Lg	TD	No	Yds	Avg	Lg	TD	No	FC	Yds	Avg	Lg	TD
09/05 at	Buffalo	p	-	-	-	-	-	1	29	29.0	29	2	2	1	14	7.0	17	0
09/12	Detroit (ot)	p	-	-	-	-	-	4	80	20.0	28	0	2	0	27	13.5	16	0
09/19	Seattle	p	-	-	-	-	-	1	16	16.0	16	0	1	1	0	0.0	0	0
09/26 at	New York Jets	p	-	-	-	-	-	2	20	10.0	14	0	1	0	10	10.0	10	0
10/10 at	Phoenix	p	1	8	8.0	8	0	-	-	-	-	-	4	1	32	8.0	11	0
10/17	Houston	p	1	14	14.0	14	0	3	26	8.7	14	0	2	0	13	6.5	10	0
10/24 at	Seattle	p	-	-	-	-	-	1	15	15.0	15	0	5	3	54	10.8	19	0
10/31 at	Indianapolis	p	-	-	-	-	-	1	20	20.0	20	0	0	2	0	0.0	0	0
11/07	Buffalo	p	-	-	-	-	-	1	27	27.0	27	0	3	0	38	12.7	15	0
11/21 at	Miami	p	-	-	-	-	-	1	10	10.0	10	0	3	1	21	7.0	15	0
11/28	New York Jets	p	-	-	-	-	-	-	-	-	-	-	2	0	15	7.5	15	0
12/05 at	Pittsburgh	p	-	-	-	-	-	-	-	-	-	-	-	-	-	-	-	-
1993 Season Totals		12/0	2	22	11.0	14	0	15	243	16.2	29	0	25	9	224	9.0	19	0
			RECEIVING					KICK RETURNS					PUNT RETURNS					
1994	Opponent	Starts	No	Yds	Avg	Lg	TD	No	Yds	Avg	Lg	TD	No	FC	Yds	Avg	Lg	TD
10/30	Miami	p	-	-	-	-	-	-	-	-	-	-	2	2	29	14.5	16	0
11/06 at	Cleveland	p	-	-	-	-	-	1	14	14.0	14	0	3	0	8	2.7	8	0
11/13	Minnesota	p	-	-	-	-	-	-	-	-	-	-	3	0	24	8.0	12	0
11/20	San Diego	p	-	-	-	-	-	-	-	-	-	-	2	1	10	5.0	7	0
11/27 at	Indianapolis	p	-	-	-	-	-	-	-	-	-	-	3	1	19	6.3	12	0
12/04	New York Jets	p	-	-	-	-	-	-	-	-	-	-	5	1	36	7.2	14	0
12/11	Indianapolis	p	-	-	-	-	-	-	-	-	-	-	4	0	62	15.5	38	0
12/18 at	Buffalo	p	-	-	-	-	-	-	-	-	-	-	2	1	14	7.0	12	0
12/24 at	Chicago	p	-	-	-	-	-	-	-	-	-	-	0	4	0	0.0	0	0
1994 Season Totals		9/0						1	14	14.0	14	0	24	10	202	8.4	38	0
			RECEIVING					KICK RETURNS					PUNT RETURNS					
1995	Opponent	Starts	No	Yds	Avg	Lg	TD	No	Yds	Avg	Lg	TD	No	FC	Yds	Avg	Lg	TD
09/03	Cleveland	p	-	-	-	-	-	3	39	13.0	19	0	-	-	-	-	-	-
09/10	Miami	p	-	-	-	-	-	0	0	0.0	0	0	-	-	-	-	-	-
09/17 at	San Francisco	p	5	72	14.4	25	0	2	61	30.5	35	0	-	-	-	-	-	-
10/01 at	Atlanta	p	4	44	11.0	31	0	0	0	0.0	0	0	-	-	-	-	-	-
10/08	Denver	p	3	25	8.3	11	0	3	65	21.7	31	0	-	-	-	-	-	-
10/15 at	Kansas City	p	2	18	9.0	13	0	4	107	26.8	36	0	-	-	-	-	-	-



# BROWN'S CAREER GAME-BY-GAME (CONT.)

10/23	Buffalo	p	-	-	-	-	-	2	41	20.5	25	0	-	-	-	-	-
10/29	Carolina	p	-	-	-	-	-	1	2	2.0	2	0	-	-	-	-	-
11/05 at	New York Jets	p	-	-	-	-	-	1	31	31.0	31	0	-	-	-	-	-
11/12 at	Miami	p	-	-	-	-	-	1	24	24.0	24	0	-	-	-	-	-
11/19	Indianapolis	p	-	-	-	-	-	2	33	16.5	26	0	-	-	-	-	-
11/26 at	Buffalo	p	-	-	-	-	-	4	76	19.0	22	0	-	-	-	-	-
12/03	New Orleans	p	-	-	-	-	-	2	50	25.0	34	0	-	-	-	-	-
12/10	New York Jets	p	-	-	-	-	-	0	0	0.0	0	0	-	-	-	-	-
12/16 at	Pittsburgh	p	-	-	-	-	-	4	83	20.8	38	0	-	-	-	-	-
12/23 at	Indianapolis	p	-	-	-	-	-	2	60	30.0	33	0	-	-	-	-	-
<b>1995 Season Totals</b>			<b>16/0</b>	<b>14</b>	<b>159</b>	<b>11.4</b>	<b>31</b>	<b>0</b>	<b>31</b>	<b>672</b>	<b>21.7</b>	<b>38</b>	<b>0</b>	<b>0</b>	<b>0</b>	<b>0.0</b>	<b>0</b>

1996	Opponent	Starts	RECEIVING					KICK RETURNS					PUNT RETURNS					
			No	Yds	Avg	Lg	TD	No	Yds	Avg	Lg	TD	No	FC	Yds	Avg	Lg	TD
09/01 at	Miami	p	-	-	-	-	-	1	20	20.0	20	0	-	-	-	-	-	-
09/08 at	Buffalo	p	-	-	-	-	-	1	17	17.0	17	0	-	-	-	-	-	-
09/15	Arizona	p	-	-	-	-	-	0	0	0.0	0	0	-	-	-	-	-	-
09/22	Jacksonville	p	-	-	-	-	-	4	80	20.0	33	0	-	-	-	-	-	-
10/06 at	Baltimore	p	-	-	-	-	-	4	105	26.3	51	0	-	-	-	-	-	-
10/13	Washington	p	1	9	9.0	9	0	2	41	20.5	22	0	-	-	-	-	-	-
10/20 at	Indianapolis	p	-	-	-	-	-	2	53	26.5	34	0	-	-	-	-	-	-
10/27	Buffalo	p	3	43	14.3	27	0	3	56	18.7	22	0	-	-	-	-	-	-
11/03	Miami	p	3	30	10.0	12	0	0	0	0.0	0	0	-	-	-	-	-	-
11/10 at	New York Jets	p	1	16	16.0	16	0	1	28	28.0	28	0	-	-	-	-	-	-
11/17	Denver	p	2	14	7.0	10	0	4	83	20.8	29	0	-	-	-	-	-	-
11/24	Indianapolis	p	3	26	8.7	12	0	2	56	28.0	30	0	-	-	-	-	-	-
12/01	at San Diego	p	-	-	-	-	-	2	38	19.0	26	0	-	-	-	-	-	-
12/08	New York Jets	p	-	-	-	-	-	1	15	15.0	15	0	-	-	-	-	-	-
12/15 at	Dallas	p	1	9	9.0	9	0	0	0	0.0	0	0	-	-	-	-	-	-
12/21	at N.Y. Giants	p	7	75	10.7	38	0	2	42	21.0	28	0	-	-	-	-	-	-
1996 Season Totals		16/0	21	222	10.6	38	0	29	634	21.9	51	0	0	0	0	0.0	0	0
01/05	Pittsburgh	p	-	-	-	-	-	-	-	-	-	-	-	-	-	-	-	-
01/12	Jacksonville	p	-	-	-	-	-	-	-	-	-	-	-	-	-	-	-	-
01/26	vs Green Bay				inactive					inactive					inactive			

1997	Opponent	Starts	RECEIVING					KICK RETURNS					PUNT RETURNS					
			No	Yds	Avg	Lg	TD	No	Yds	Avg	Lg	TD	No	FC	Yds	Avg	Lg	TD
08/31	San Diego	p	4	24	6.0	8	0	-	-	-	-	-	-	-	-	-	-	-
09/07 at	Indianapolis	S	3	35	11.7	21	1	-	-	-	-	-	-	-	-	-	-	-
09/14	New York Jets	p	1	-6	-6.0	-6	0	-	-	-	-	-	-	-	-	-	-	-
09/21	Chicago	p	6	124	20.7	52	1	-	-	-	-	-	-	-	-	-	-	-
10/06 at	Denver	p	1	10	10.0	10	0	-	-	-	-	-	-	-	-	-	-	-
10/12	Buffalo	p	-	-	-	-	-	-	-	-	-	-	-	-	-	-	-	-
10/19 at	New York Jets	p	5	125	25.0	67	1	-	-	-	-	-	-	-	-	-	-	-
10/27	Green Bay	p	-	-	-	-	-	-	-	-	-	-	-	-	-	-	-	-
11/02 at	Minnesota	p	2	37	18.5	26	0	-	-	-	-	-	-	-	-	-	-	-
11/09 at	Buffalo	p	2	61	30.5	50	0	-	-	-	-	-	-	-	-	-	-	-
11/16 at	Tampa Bay	S	5	58	11.6	21	0	-	-	-	-	-	-	-	-	-	-	-
11/23	Miami	S	3	46	15.3	35	1	-	-	-	-	-	-	-	-	-	-	-
11/30	Indianapolis	S	3	35	11.7	18	1	-	-	-	-	-	-	-	-	-	-	-
12/07 at	Jacksonville	S	3	26	8.7	11	1	-	-	-	-	-	-	-	-	-	-	-
12/13	Pittsburgh	S	3	32	10.7	13	0	-	-	-	-	-	-	-	-	-	-	-
12/22 at	Miami	p	-	-	-	-	-	-	-	-	-	-	-	-	-	-	-	-
1997 Season Totals		16/6	41	607	14.8	67	6	0	0	0.0	0	0	0	0	0	0	0	0
12/28	Miami	p	2	32	16.0	24	1	-	-	-	-	-	1	0	2	2.0	2	0
01/03 at	Pittsburgh	p	1	6	6.0	6	0	-	-	-	-	-	-	-	-	-	-	-
1997 Totals		2/0	3	38	12.7	24	1	0	0	0.0	0	0	1	0	2	2.0	2	0




# BROWN'S CAREER GAME-BY-GAME (CONT.)

1998	Opponent	Starts	RECEIVING					KICK RETURNS					PUNT RETURNS						
			No	Yds	Avg	Lg	TD	No	Yds	Avg	Lg	TD	No	FC	Yds	Avg	Lg	TD	
09/07 at	Denver	p	5	97	19.4	52	1	-	-	-	-	-	2	2	8	4.0	10	0	
09/13	Indianapolis	p	3	50	16.7	26	0	-	-	-	-	-	1	3	38	38.0	38	0	
09/20	Tennessee	p	3	29	9.7	16	0	-	-	-	-	-	1	1	1	1.0	1	0	
10/04 at	New Orleans	p	3	32	10.7	16	0	-	-	-	-	-	5	0	104	20.8	39	0	
10/11	Kansas City	p	3	55	18.3	39	0	-	-	-	-	-	3	0	31	10.3	15	0	
10/19	New York Jets	p	4	41	10.3	18	0	-	-	-	-	-	1	1	1	1.0	1	0	
10/25 at	Miami				inactive					inactive						inactive			
11/01 at	Indianapolis				inactive					inactive						inactive			
11/08	Atlanta				inactive					inactive						inactive			
11/15 at	Buffalo				inactive					inactive						inactive			
11/23	Miami				inactive					inactive						inactive			
11/29	Buffalo				inactive					inactive						inactive			
12/06 at	Pittsburgh	p	-	-	-	-	-	-	-	-	-	-	-	-	-	-	-	-	
12/13 at	St. Louis	p	2	42	21.0	35	0	-	-	-	-	-	-	-	-	-	-	-	
12/20	San Francisco	p	-	-	-	-	-	-	-	-	-	-	2	1	24	12.0	14	0	
12/27 at	New York Jets	p	-	-	-	-	-	-	-	-	-	-	2	0	18	9.0	10	0	
1998 Season Totals			10/0	23	346	15.0	52	1	0	0	0.0	0	0	17	8	225	13.2	39	0
01/03 at	Jacksonville	p	4	46	11.5	21	0	-	-	-	-	-	4	0	27	6.8	17	0	

1999	Opponent	Starts	RECEIVING					KICK RETURNS					PUNT RETURNS						
			No	Yds	Avg	Lg	TD	No	Yds	Avg	Lg	TD	No	FC	Yds	Avg	Lg	TD	
9/12	at N.Y. Jets	p	2	33	16.5	18	0	-	-	-	-	-	2	0	33	16.5	26	0	
9/19	Indianapolis	p	2	37	18.5	23	0	-	-	-	-	-	2	2	5	2.5	5	0	
9/26	N.Y. Giants	p	4	50	12.5	25	0	-	-	-	-	-	2	0	18	9	13	0	
10/3	at Cleveland	p	4	59	14.8	30	0	1	16	16.0	16	0	6	1	35	5.8	12	0	
10/10	at Kansas City	p	-	-	-	-	-	1	28	28.0	28	0	-	-	-	-	-	-	
10/17	Miami				inactive					inactive					inactive				
10/24	Denver				inactive					inactive					inactive				
10/31	at Arizona				did not play					did not play					did not play				
11/15	N.Y. Jets	p	2	41	20.5	31t	1	-	-	-	-	-	3	0	17	5.7	9	0	
11/21	at Miami	p	3	26	8.7	13	0	-	-	-	-	-	3	3	16	5.3	8	0	
11/28	at Buffalo	p	1	11	11.0	11	0	-	-	-	-	-	3	1	34	11.3	20	0	
12/5	Dallas	p	4	40	10.0	19	0	-	-	-	-	-	3	1	32	10.7	16	0	
12/12	at Indianapolis	p	3	53	17.7	28	0	-	-	-	-	-	4	0	69	17.3	22	0	
12/19	at Philadelphia	p	5	105	21.0	37	0	-	-	-	-	-	4	4	45	11.3	32	0	
12/26	Buffalo	p	1	-3	-3.0	-3	0	4	124	31.0	42	0	2	1	31	17.3	17	0	
1/2	Baltimore	S	5	19	3.8	8	0	2	103	51.5	54	0	4	0	70	17.5	52	0	
1999 Season Totals			13/1	36	471	13.1	37	1	8	271	33.9	54	0	38	13	405	10.7	52	0

2000	Opponents	Starts	Receiving					Kickoff Returns					Punt Returns						
			No	Yds	Avg	Lg	TD	No	Yds	Avg	LG	TD	No	FC	Yds	Avg	Lg	TD	
09/03	Tampa Bay	S	7	70	10.0	26	0	-	-	-	-	-	4	3	118	29.5	66t	1	
09/11 at	N.Y. Jets	S	4	27	6.8	9	0	-	-	-	-	-	4	1	93	23.3	38	0	
09/17	Minnesota	S	7	62	8.9	13	0	-	-	-	-	-	1	0	13	13.0	13	0	
10/24 at	Miami	p	4	38	9.5	15	0	-	-	-	-	-	3	2	25	8.3	16	0	
10/01 at	Denver	S	5	108	21.6	44t	2	-	-	-	-	-	3	1	22	7.3	12	0	
10/08	Indianapolis	S	1	10	10.0	10	0	-	-	-	-	-	1	1	15	15.0	15	0	
10/15	N.Y. Jets	S	5	73	14.6	24	0	-	-	-	-	-	3	1	35	35.0	20	0	
10/22 at	Indianapolis	S	6	78	13.0	27	0	-	-	-	-	-	0	2	0	0	0	0	
11/05	Buffalo	S	3	49	16.3	20	0	-	-	-	-	-	5	0	64	12.8	25	0	
11/12 at	Cleveland	S	2	10	5.0	6	0	1	6	6.0	6	0	3	2	51	17.0	31	0	
11/19	Cincinnati	S	8	110	13.8	24	0	-	-	-	-	-	2	1	11	5.5	8	0	
11/23 at	Detroit	S	4	27	6.8	13	0	-	-	-	-	-	0	0	0	0	0	0	
12/04	Kansas City	S	12	119	9.9	23	1	-	-	-	-	-	0	2	0	0	0	0	
12/10 at	Chicago	S	5	46	9.1	19	1	1	9	9.0	9	0	3	2	14	4.7	9	0	
12/17 at	Buffalo	S	2	15	7.5	11	0	-	-	-	-	-	5	0	33	6.6	11	0	
12/24	Miami	S	8	102	12.8	22	0	-	-	-	-	-	2	1	10	5.0	6	0	
2000 Season Totals			16/15	83	944	11.4	44t	4	2	15	7.5	9	0	39	19	504	12.9	66t	1





# TEDY BRUSCHI

## LINEBACKER

**6-1 ★ 245<sup>LBS</sup> ★ ACQ: D3-96 (86TH)**  
**YEARS NFL/PATRIOTS: 6/6**  
**CAREER GP/GS: 78/38 (6/1)**  
**ARIZONA ★ COMMUNICATIONS**  
**DOB 6/9/73 ★ SAN FRANCISCO, CA**



## Career Transactions

Tedy Bruschi was drafted by the Patriots in the third round (86th overall) of the 1996 NFL draft ... The selection was obtained from Detroit along with a 1996 fourth-round (Chris Sullivan) and sixth-round (Marrio Grier) selection in exchange for New England's 1996 third-round selection (76th overall, Ryan Stewart) ... Signed a three-year deal on July 17, 1996 ... Became an unrestricted free agent on Feb. 11, 2000 ... Re-signed a two-year deal with the Patriots on March 23, 2000.

## Career Highlights

- ★ **Career GP/GS: 78/38 (6/1)**
- ★ Bruschi started all 16 games at linebacker and finished the 2000 season with 105 tackles (68 solos). It was his second consecutive season with over 100 tackles (138 in 1999).
- ★ Part of elite group of Patriot defenders who started in all 16 games during the 2000 season along with Bobby Hamilton and Lawyer Milloy.
- ★ Started 14 games in 1999 and finished second on the team with 138 total tackles, including two sacks.
- ★ Bruschi recorded a career-high 14 tackles twice during the 1999 season, at N.Y. Jets (9/12/99) and at Buffalo (11/28/99).
- ★ Accepted the starting WLB responsibilities at mid-season in 1998 and finished fourth on the team with 81 tackles.
- ★ The NCAA's all-time sack leader has provided 13 sacks in five seasons as a Patriot. In the 12 regular season games in which Bruschi has recorded at least one sack, the Patriots are 11-1.
- ★ Recorded two sacks in Super Bowl XXXI vs. Green Bay, just one shy of the Super Bowl record.
- ★ Credited with two defensive tackles, two special teams tackles, two passes defended and an interception in the AFC Championship Game to secure a 20-6 victory over Jacksonville (1/12/97).
- ★ Scored his first career touchdown (at any level of competition) at Baltimore (10/6/96) when he picked up a loose ball after Larry Whigham blocked a punt and returned it 4 yards for a TD.
- ★ Credited with a pair of sacks and forced his first career fumble at Baltimore (10/6/96).

## BRUSCHI'S BLUEPRINTS

- ★ Tedy was part of an elite group of Patriot defenders who started in all 16 games during the 2000 season (Bobby Hamilton and Lawyer Milloy).
- ★ Tedy tied Derrick Thomas' all-time NCAA Division 1-A record with 52 career quarterback sacks while leading Arizona's Desert Swarm defense.
- ★ Tedy grew up a Celtics fan.

## Seasonal Reviews

**2000 (16/16):** Started all 16 games at weakside linebacker and finished with 105 tackles (68 solos) ... It was his second consecutive season with over 100 tackles (138 in 1999) ... Finished second on the team in tackles for the second consecutive year ... Recorded double-digit tackles in two games and at least seven tackles in seven games ... Led team in tackles during five games in 2000. **Tampa Bay (9/3):** Opened the season with a team-leading 12 tackles ... Stopped Buccaneers running back Warrick Dunn for 1-yard loss. **N.Y. Jets**

**(9/11):** Tied for the team lead with five tackles (four solos) ... Also credited with one special teams tackle and delivered a jarring hit on punt returner Damon Dunn and forced him to fumble (recover by Jets) ... Held the Jets rushing attack to only 59 yards ... Stretched to deflect pass intended for fullback Richie Anderson from Vinny Testaverde. **Minnesota (9/17):** Led team for the third straight game with 13 tackles (8 solos) ... His 13 tackles was a season-high ... Ran Daunte Culpepper out of bounds for first sack of season. **Miami (9/24):** Limited

the Dolphins to only 242 total yards, the lowest total by a Patriots opponent in 2000 ... Stopped Lamar Smith for 2-yard loss forcing Dolphins to punt. **Denver (10/1):** Part of defense that held the Broncos to 79 yards rushing, their third-lowest total of the season in 28-19 win. **Indianapolis (10/8):** Led team for fourth time in six games, with nine tackles in 24-16 victory ... Defense held Edgerrin James to 75 yards. **Cincinnati (11/19):** Credited with eight solo tackles, just one shy of his career high, in 16-13 win ... Limited Corey Dillon to 79 yards rushing, including a long of only nine yards. **Kansas City (12/4):** Led team with seven tackles in 30-24 win ... It was the fifth time he led the team in tackles during the season ... Held the Chiefs to only 68 yards rushing, including only 30 yards by their leading rusher Tony Richardson. **Miami (12/24):** Closed out the season with eight tackles, eclipsing the 100 tackle mark for the second straight year ... Limited the Dolphins, who entered the game averaging 123.1 yards rushing per game, to only 47 rushing yards.




**1999 (14/14):** Started 14 games at outside linebacker and recorded a career high 138 total tackles, including two sacks ... Helped lead a spirited defensive unit which ranked eighth overall in the NFL in 1999, the highest ranking by a Patriots defensive unit since 1988 (4th) ... Finished second on the team in tackles, despite missing two games due to a right knee sprain ... Only Lawyer Milloy (173) had more tackles ... Credited with his first career interception, one of six passes defended on the year ... Recorded double-digit tackle totals in seven games ... Led the team (or shared the lead) in four games. **N.Y. Jets (9/12):** Opened the season recording a career-high 14 total tackles and tied his career high with eight solo stops in a 30-28 victory over the Jets ... His 14 tackles co-led the team, along with Milloy ... Recorded his first sack of the season on Rick Mirer's first play of the game in the fourth quarter against the Jets. **Indianapolis (9/19):** Named defensive co-captain for the game and recorded 10 tackles, sharing team-high honors with Andy Katzenmoyer. **N.Y. Giants (9/26):** Combined with Willie McGinest to stop Kent Graham on a fourth-and-one attempt at the Patriots 41-yard line in the third ... The Patriots responded with an 11-play, 58-yard scoring drive ... Limited the Giants to just 57 yards rushing and just 258 total net yards in a 16-14 victory over the Giants. **Cleveland (10/3):** Sacked Tim Couch on the opening possession of the game ... It was his second sack of the season and the 12th of his career ... Limited the Browns to just 70 yards rushing and just 250 total net yards in a 19-7 victory to help the Patriots to a 4-0 record. **Arizona (10/31):** Helped limit the Cardinals to just eight first downs and a defensive season-best 166 total net yards, including just 76 yards rushing, in a 27-3 victory ... The 90 yards passing was the lowest by a Patriot opponent since 1994. **Buffalo (11/28):** Named defensive co-captain for the game and earned Miller Lite Player of the Game honors for the first time of his career after recording a game-high 14 tackles vs. the Bills ... Led a defensive unit that held the Bills' vaunted rushing attack to just 11 yards on 12 carries in the first half and just 92 yards in the entire game.

**Dallas (12/5):** Earned Miller Lite Player of the Game honors for the second consecutive week while leading the Patriots to a 13-6 victory over the Cowboys, the Patriots first win of the series in

franchise history ... Limited the Cowboys rushing attack to just 63 yards on 23 carries (2.7 avg.), the second-best defensive effort of the season ... Held Emmitt Smith to just 75 yards rushing, his second-lowest total of the season, snapping a three game 100-yard rushing streak ... Dallas finished the game with just 203 total net yards, their lowest production of the season. **Philadelphia (12/19):** Recorded the first interception of his career when he stepped in front of Duce Staley to pick off a Koy Detmer attempt in the first quarter ... Finished the game with 12 tackles. **Buffalo (12/26):** Posted double-digit tackle totals for the second consecutive week with 13 stops against the Bills ... Recovered Eric Moulds' fumble, forced by Tony George, during the overtime period against the Bills. **Baltimore (1/2/00):** Extended his streak of double-digit tackle totals to an individual best three consecutive games when he recorded 10 tackles in the season finale to help the Patriots to a 20-3 victory over the Ravens ... Held the Ravens, who entered the game averaging 21.4 points per game, to a season-low three points.

**1998 (16/7; 1/1):** Played in every game for the third consecutive year ... Replaced an injured Todd Collins at weak-side linebacker at Buffalo (11/15) and started the last eight games of the season, including the Patriots wild-card playoff game in Jacksonville (1/3/99) ... Finished fourth on the team with a career-high 81 tackles, including a pair of sacks ... Opened the season in his now familiar role as a pass rush specialist, rushing the passer from a down-lineman position in the Patriots nickel and dime defenses ... Recorded his first sack of the season at New Orleans (10/4) ... His second sack came the following week in a 40-10 victory over Kansas City (10/11) ... He finished that game with three tackles, including the sack, a forced fumble and two special teams tackles ... Replaced Collins at WLB at Buffalo (11/15) and recorded a career-high with 10 defensive stops ... Had a repeat performance the following week, providing 10 tackles in a 26-23 win over Miami (11/23) ... Provided eight stops (6 solos), recorded a career-high three passes defended and forced his second fumble of the season in a 25-21 victory over Buffalo (11/29) ... Posted a career-high with eight solo tackles at St. Louis (12/13) a mark he matched two weeks later in the season finale at New York (12/27) with eight solo hits and 10 total tackles ... Forced San Francisco's WR Jerry Rice to fumble, setting up a Patriots touchdown in 24-21 victory (12/20) ... Recorded seven solo stops the following week in the wild-card playoff game at Jacksonville.

**1997 (16/1; 2/0):** Saw action in every game for the second consecutive season ... Posted 30 defensive tackles, including four sacks, and added 13 special teams stops ... His four sacks and 13 special teams tackles each ranked third on the team ... Forced two fumbles, recovered one ... Knocked Stan Humphries from the game in the season opening victory over San Diego (8/31) ... Made his NFL starting debut at WLB at Indianapolis (9/7) and responded with four tackles, including his first sack of the season, and a fumble recovery ... Collected



four tackles, including his second sack of the season, vs. Chicago (9/21) ... Recorded his third sack of the season two weeks later vs. Buffalo (10/12) ... Selected as special teams captain vs. Green Bay (10/27) and recorded a season-high five defensive tackles ... Left the game early due to a sprained ankle at Jacksonville (12/7) after recording two solo stops, including his fourth sack of the season ... Collected three tackles in each of the Patriots playoff games, vs. Miami (12/28) and at Pittsburgh (1/3).

**1996 (16/0; 3/0):** Played in every game as a rookie, filling a role as a pass rush specialist and playing on many special teams units ... Finished the season with 11 tackles, including four sacks ... Ranked third on the team with 17 special teams tackles ... Scored his first career touchdown at Baltimore (10/6) when he picked up a loose ball after Larry Whigham blocked a punt and returned it 4 yards for a touchdown ... It was his first touchdown scored at any level of competition ... Also recorded two sacks and forced his first career fumble at Baltimore (10/6) ... Registered a season-high with three special teams tackles at Indianapolis (10/20) and at the New York Giants (12/21) ... Recorded a season-high with three solo tackles vs. the Jets (12/8) ... Excelled in the playoffs, totaling seven tackles, two sacks, two passes defended, an interception and four special teams tackles in three games ... Made two defensive stops and assisted on a special teams tackle in the divisional playoff game vs. Pittsburgh (1/5/97) ... Credited with two defensive tackles, two special teams tackles, two passes defended and grabbed his first career interception late in the fourth quarter of the AFC Championship Game to secure a 20-6 victory over Jacksonville (1/12/97) ... Closed out his rookie campaign with three tackles, including two sacks in a 35-21 loss to Green Bay in Super Bowl XXXI (1/26/97) ... His two sacks set a team Super Bowl record and was just one shy of the all-time Super Bowl record.

## College

Bruschi tied the NCAA Division I-A career sack record with 52.0 quarterback sacks, equaling the mark set by former Alabama All-American, the late Derrick Thomas ... Bruschi

graduated with 74 tackles for losses, which ranked sixth in Division I-A history ... Compiled 185 total tackles (137 solos), forced six fumbles and recovered five others during his collegiate career. **1995:** Consensus All-American and All-Pacific-10 selection his senior year ... Totaled 56 tackles (44 solos), including 14.5 sacks (96 yards) and 19.5 tackles for losses of 110 yards ... His sack total ranked third in the nation ... Added four pass deflections and forced one fumble. **1994:** Earned consensus All-America honors and was one of four finalists for the Lombardi Award, given annually to the top lineman in the nation ... He was also a finalist for *Football News'* National Defensive Player of the Year award ... Totaled 39 tackles, including 10 sacks for 66 yards and 15 tackles for losses. **1993:** Earned Second-Team All-America honors after setting an all-time school record with 19 sacks (143 yards) as a sophomore, breaking the previous record of 15 (Steve Boadway in 1984) ... Earned first-team All-Pac-10 honors and was named the team's Most Valuable Player ... His 27.5 tackles for losses, including 19 sacks were each career highs. **1992:** Played strongside outside linebacker prior to his transition to the defensive line in 1993 ... Started just one of 12 games and still managed to post 4.5 sacks for the season. **1991:** Missed the first three games of the season due to a pinched nerve in his neck ... Returned and started vs. Long Beach State and Washington as a true freshman, but suffered a broken left thumb and was redshirted.

## Personal

Tedy Lacap Bruschi was born on June 9, 1973 in San Francisco, Calif. ... He is one of five children ... His stepfather, Ron Sandys, was a professional tennis player ... Tedy attended Roseville (Calif.) High, where he lettered twice in football and was a two-year captain, earning all-conference, all-northern California and all-metro honors as a defensive tackle ... He also earned a letter in wrestling and two letters in track, competing in the shot put and discus ... He wrestled in the heavyweight division ... He earned his bachelor's degree in communications at Arizona ... He has worked with a Pop Warner football league in Tucson, Ariz. ... Tedy and his wife, Heidi, have one son, Tedy, Jr.

## SINGLE-SAME CAREER HIGHS

### Regular Season

Tackles: 14, Two Times, Most Recent at Buffalo (11/28/99)  
Solo: 9 at St. Louis (12/13/98)  
Assisted: 7 Two Times, Most Recent vs. New York Giants (9/26/99)  
Sacks: 2 at Baltimore (10/6/96)  
Interceptions: 1 at Philadelphia (12/19/99)  
Touchdowns: 1 at Baltimore (10/6/96) (4 yard blocked punt return)

### Postseason

Tackles: 7 at Jacksonville (1/3/99)  
Solo: 7 at Jacksonville (1/3/99)  
Assisted: 1 (twice)  
Sacks: 2 vs. Green Bay (1/26/97) Super Bowl  
Interceptions: 1 vs. Jacksonville (1/12/97)

### HONORS AND AWARDS

Shaw's Supermarkets 12th Man Award - 2000  
**Miller Lite Player of the Game Honors**  
11/28/99 at Buffalo  
12/05/99 vs. Dallas



# TEDY BRUSCHI

**Pos:** OLB **Ht:** 6-1 **Wt:** 245 **Year:** 6th **Acq:** D3-'96 (86th) **College:** Arizona **Born:** 6/9/73

Regular Season			Tackles					Interceptions					Miscellaneous					
Year	Team	G/S	TT	UT	A	S	Yds	No	Yds	Avg	Lg	TD	PD	FF	FR	Yds	TD	SpT
1996	Patriots	16/0	11	10	1	4	26	0	0	0.0	0	0	0	1	0	0	0	17
1997	Patriots	16/1	30	25	5	4	21	0	0	0.0	0	0	1	2	1	4	1	13
1998	Patriots	16/7	81	56	25	2	15	0	0	0.0	0	0	5	3	0	0	0	7
1999	Patriots	14/14	138	77	61	2	8	1	1	1.0	1	0	6	1	1	0	0	0
2000	Patriots	16/16	105	68	37	1	1	0	0	0.0	0	0	5	0	0	0	0	3
Totals - 5 Years		78/38	365	236	129	13	71	1	1	1.0	1	0	17	7	2	4	1	40

Postseason			Tackles					Interceptions					Miscellaneous					
Year	Team	G/S	TT	UT	A	S	Yds	No	Yds	Avg	Lg	TD	PD	FF	FR	Yds	TD	SpT
1996	Patriots	3/0	7	7	0	2	14	1	12	6.0	12	0	2	0	0	0	0	4
1997	Patriots	2/0	6	3	3	0	0	0	0	0.0	0	0	2	0	0	0	0	1
1998	Patriots	1/1	7	7	0	0	0	0	0	0.0	0	0	0	0	0	0	0	0
Totals - 3 Years		6/1	20	17	3	2	14	1	12	6.0	12	0	4	0	0	0	0	5

## BRUSCHI'S CAREER GAME-BY-GAME

1996	Opponent	P/S	TT	UT	A	S	Yds	I/Yds	PD	FF	FR	SpT	Score
09/01	at Miami	p	-	-	-	-	-	-	-	-	-	-	L 10-24
09/08	at Buffalo	p	-	-	-	-	-	-	-	-	-	-	L 10-17
09/15	Arizona	p	1	-	-	-	-	-	2	W	31-0	-	W 31-0
09/22	Jacksonville	p	-	-	-	-	-	-	1	W	28-25	-	W 28-25
10/06	at Baltimore	p	2	2	-	2	9	-	1	1	W	46-38	W 46-38
10/13	Washington	p	-	-	-	-	-	-	1	L	22-27	-	L 22-27
10/20	at Indianapolis	p	1	1	-	-	-	-	-	3	W	27-9	W 27-9
10/27	Buffalo	p	1	1	-	-	-	-	-	-	W	28-25	W 28-25
11/03	Miami	p	-	-	-	-	-	-	1	W	42-23	-	W 42-23
11/10	at New York Jets	p	-	-	-	-	-	-	2	W	31-27	-	W 31-27
11/17	Denver	p	-	-	-	-	-	-	-	L	8-34	-	L 8-34
11/24	Indianapolis	p	1	1	-	-	-	-	-	1	W	27-13	W 27-13
12/01	at San Diego	p	2	2	-	1	9	-	-	-	W	45-7	W 45-7
12/08	New York Jets	p	3	3	-	1	8	-	-	2	W	24-10	W 24-10
12/15	at Dallas	p	-	-	-	-	-	-	-	L	6-12	-	L 6-12
12/21	at N.Y. Giants	p	-	-	-	-	-	-	3	W	23-22	-	W 23-22
<b>1996 Totals</b>		<b>16/0</b>	<b>11</b>	<b>10</b>	<b>1</b>	<b>4</b>	<b>26</b>	<b>0/0</b>	<b>0</b>	<b>1</b>	<b>0</b>	<b>17</b>	<b>11-5</b>
01/05	Pittsburgh	p	2	2	0	-	-	-	-	1	W	28-3	W 28-3
01/12	Jacksonville	p	2	2	0	-	-	112	2	-	2	W	20-6
01/26	Green Bay	p	3	3	0	2/4	-	-	-	1	L	21-35	L 21-35
<b>1996 Postseason</b>		<b>3/0</b>	<b>7</b>	<b>0</b>	<b>2/4</b>	<b>1/12</b>	<b>2</b>	<b>0</b>	<b>0</b>	<b>4</b>	<b>2-1</b>		

1997	Opponent	P/S	TT	UT	A	S	Yds	I/Yds	PD	FF	FR	SpT	Score
08/31	San Diego	p	4	4	0	-	-	-	1	1	-	1	W 41-7
09/07	at Indianapolis	S	4	4	0	1	7	-	-	1	-	1	W 31-6
09/14	New York Jets	p	1	1	0	-	-	-	-	1	W	27-24	W 27-24
09/21	Chicago	p	4	2	2	1	0	-	-	-	W	31-3	W 31-3
10/06	at Denver	p	0	0	0	-	-	-	-	1	L	13-34	L 13-34
10/12	Buffalo	p	2	2	0	1	9	-	1	-	2	W	33-6
10/19	at New York Jets	p	2	1	1	-	-	-	-	1	L	19-24	L 19-24
10/27	Green Bay	p	5	4	1	-	-	-	-	-	L	10-28	L 10-28
11/02	at Minnesota	p	0	0	0	-	-	-	-	1	L	18-23	L 18-23
11/09	at Buffalo	p	4	3	1	-	-	-	-	1	W	31-10	W 31-10
11/16	at Tampa Bay	p	0	0	0	-	-	-	-	1	L	7-27	L 7-27
11/23	Miami	p	2	2	0	-	-	-	-	1	W	27-24	W 27-24
11/30	Indianapolis	p	0	0	0	-	-	-	-	1	W	20-17	W 20-17
12/07	at Jacksonville	p	2	2	0	1	5	-	-	-	W	26-20	W 26-20
12/13	Pittsburgh	p	0	0	0	-	-	-	-	2	L	21-24	L 21-24
12/22	at Miami	p	0	0	0	-	-	-	-	-	W	14-12	W 14-12
<b>1997 Totals</b>		<b>16/1</b>	<b>30</b>	<b>25</b>	<b>5</b>	<b>4/21</b>	<b>0/0</b>	<b>1</b>	<b>2</b>	<b>1</b>	<b>13</b>	<b>10-6</b>	
12/28	Miami	p	3	2	1	-	-	-	1	-	1	W	17-3
01/03	at Pittsburgh	p	3	2	1	-	-	-	-	-	L	6-7	L 6-7
<b>1997 Postseason</b>		<b>2/0</b>	<b>6</b>	<b>4</b>	<b>2</b>	<b>0/0</b>	<b>0/0</b>	<b>1</b>	<b>0</b>	<b>0</b>	<b>1</b>	<b>1-1</b>	

1998	Opponent	P/S	TT	UT	A	S	Yds	I/Yds	PD	FF	FR	SpT	Score
09/07	at Denver	p	0	0	0	-	-	-	-	-	-	-	L 21-27
09/13	Indianapolis	p	3	2	1	-	-	-	2	W	29-6	-	W 29-6
09/20	Tennessee	p	4	3	1	-	-	-	-	-	W	27-16	W 27-16
10/04	at New Orleans	p	4	3	1	1	7	-	-	-	W	30-27	W 30-27
10/11	Kansas City	p	3	3	0	1	8	-	-	1	-	2	W 40-10

1999	Opponent	P/S	TT	UT	A	S	Yds	I/Yds	PD	FF	FR	SpT	Score
09/12	at New York Jets	p	4	2	2	-	-	-	-	-	-	-	L 14-24
09/12	at Miami	p	0	0	0	-	-	-	1	-	1	-	L 9-12
11/01	at Indianapolis	p	7	6	1	-	-	-	1	-	1	-	W 21-16
11/08	Atlanta	p	1	0	1	-	-	-	-	-	1	-	L 10-41
11/15	at Buffalo	p	10	5	5	-	-	-	-	-	-	-	L 10-13
11/23	Miami	p	10	3	7	-	-	-	-	-	-	-	W 26-23
11/29	Buffalo	p	8	6	2	-	-	-	3	1	-	-	W 25-21
12/06	at Pittsburgh	p	3	3	0	-	-	-	-	-	-	-	W 23-9
12/13	at St. Louis	p	8	8	0	-	-	-	-	-	-	-	L 18-32
12/20	San Francisco	p	6	4	2	-	-	-	-	-	-	-	W 24-21
12/27	at New York Jets	p	10	8	2	-	-	-	-	1	-	-	L 10-31
<b>1998 Totals</b>		<b>16/781</b>	<b>56</b>	<b>25</b>	<b>2/15</b>	<b>0/0</b>	<b>5</b>	<b>3</b>	<b>0</b>	<b>7</b>	<b>9-7</b>		
01/03	at Jacksonville	p	5	7	0	-	-	-	-	-	-	-	L 10-25

1999	Opponent	P/S	TT	UT	A	S	Yds	I/Yds	PD	FF	FR	SpT	Score
09/12	at New York Jets	p	14	8	6	1	2	-	-	-	-	-	W 30-28
09/19	Indianapolis	p	10	6	4	-	-	-	1	1	-	-	W 31-28
09/26	N.Y. Giants	p	9	2	7	-	-	-	-	-	-	-	W 16-14
10/03	at Cleveland	p	7	4	3	1	6	-	-	-	-	-	W 19-7
10/10	at Kansas City	p	7	6	1	-	-	-	-	-	-	-	L 14-16
10/17	Miami	p	-	-	-	-	-	-	-	-	-	-	L 30-31
10/24	Denver	p	-	-	-	-	-	-	-	-	-	-	W 24-23
10/31	at Arizona	p	6	3	3	-	-	-	-	-	-	-	W 27-3
11/15	New York Jets	p	13	9	4	-	-	-	-	-	-	-	L 17-24
11/21	at Miami	p	8	6	2	-	-	-	1	-	-	-	L 17-27
11/28	at Buffalo	p	14	8	6	-	-	-	1	-	-	-	L 7-17
12/05	Dallas	p	8	4	4	-	-	-	1	-	-	-	W 13-6
12/12	at Indianapolis	p	7	3	4	-	-	-	1	-	-	-	L 15-20
12/19	at Philadelphia	p	12	6	6	-	-	-	1	1	-	-	L 9-24
12/26	Buffalo	p	13	7	6	-	-	-	-	-	-	-	W 10-13
01/02	Baltimore	p	10	5	5	-	-	-	-	-	-	-	W 20-3
<b>1999 Totals</b>		<b>141/413877</b>	<b>61</b>	<b>20</b>	<b>8</b>	<b>0</b>	<b>1</b>	<b>1</b>	<b>6</b>	<b>1</b>	<b>1</b>	<b>0</b>	<b>8-8</b>

2000	Opponent	P/S	TT	UT	A	S	Yds	I/Yds	PD	FF	FR	SpT	Score
09/03	Tampa Bay	p	12	7	5	-	-	-	-	-	-	-	L 16-21
09/11	at New York Jets	p	5	4	1	-	-	-	1	1	-	1	L 19-20
09/17	Minnesota	p	13	8	5	1	1	-	-	-	-	-	L 13-21
09/24	at Miami	p	3	2	1	-	-	-	-	-	-	-	L 3-10
10/01	at Denver	p	5	3	2	-	-	-	1	-	-	-	W 28-19
10/08	Indianapolis	p	9	5	4	-	-	-	1	-	-	1	W 24-16
10/15	New York Jets	p	6	3	3	-	-	-	-	-	-	-	L 17-34
10/22	at Indianapolis	p	5	4	1	-	-	-	-	-	-	-	L 23-30
11/05	Buffalo	p	5	2	3	-	-	-	-	-	-	-	L 23-16
11/12	at Cleveland	p	4	4	0	-	-	-	1	-	-	-	L 11-19
11/19	Cincinnati	p	8	8	0	-	-	-	-	-	-	-	W 16-13
11/23	at Detroit	p	7	3	4	-	-	-	-	-	-	-	L 9-34
12/04	Kansas City	p	7	4	3	-	-	-	-	-	-	-	W 30-24
12/10	at Chicago	p	6	3	3	-	-	-	-	-	-	-	L 17-24
12/17	at Buffalo	p	2	1	1	-	-	-	-	-	-	-	W 13-10
12/24	Miami	p	8	7	1	-	-	-	1	-	-	1	L 24-27
<b>2000 Totals</b>		<b>16/1610568</b>	<b>37</b>	<b>1</b>	<b>0</b>	<b>0</b>	<b>5</b>	<b>1</b>	<b>0</b>	<b>3</b>	<b>5-11</b>		





## MATT CHATHAM

### LINEBACKER

6-4 ★ 250<sup>lbs</sup> ★ ACQ: CW(STL)-00  
 YEARS NFL/PATRIOTS: 2/2  
 CAREER GP/GS: 6/0 (0/0)  
 SOUTH DAKOTA ★ CRIMINAL JUSTICE  
 DOB 6/28/77 ★ SIOUX CITY, IA



### Career Transactions

Matt Chatham was claimed off waivers from St. Louis by the New England Patriots on Aug. 28, 2000 ... Placed on injured reserve on Nov. 22, 2000 ... Originally signed by St. Louis as a rookie free agent (4/26/99) ... Released by the Rams (6/26/99) ... Re-signed by the Rams (2/11/00) ... Waived by the Rams (8/25/00).

### Career Highlights

★ Career GP/GS: 6/0 (0/0)

### Seasonal Reviews

**2000 (6/0):** Played in six games during the 2000 season, exclusively on special teams ... Recorded two special teams tackles. **Tampa (9/3):** Recorded one special teams tackle on a kickoff return in the second quarter. **N.Y. Jets (9/11):** Played on special teams units that limited Jets returners to five yards on four punt returns. **Indianapolis (10/22):** Contributed one special teams tackle.

### CHATHAM'S BLUEPRINTS

★ Matt played in the 2001 Patriots Charitable Golf Tournament at Belmont Country Club, which raised over \$300,000 for the Patriots Charitable Foundation.

**1999 (0/0 - St. Louis):** Chatham was signed by the Rams as a rookie free agent but was released prior to the regular season.

### College

Chatham totaled 74 tackles (41 solo) and one interception during his senior year at South Dakota ... Earned second team all-North Central Conference and academic all-NCC honors following his junior season ... Credited with 95 tackles and six interceptions as a junior.

### Personal

Matthew Chatham was born the son of Jeff and Brenda Chatham on June 28, 1977 in Sioux City, Iowa ... Played wide receiver and safety at Sioux City (Iowa) High ... Caught 19 passes for 426 yards and notched five interceptions during his senior season ... Earned all-state honors in baseball ... Matt and his wife, Erin, were wed in the summer of 2001.



## MIKE COMPTON

### GUARD/CENTER

6-6 ★ 310<sup>lbs</sup> ★ ACQ: UFA-01 (DET)  
 YEARS NFL/PATRIOTS: 9/1  
 CAREER GP/GS: 104/86 (3/3)  
 WEST VIRGINIA ★ PHYSICAL EDUCATION  
 DOB: 9/18/70 ★ RICHLANDS, VA



### Career Transactions

Mike Compton signed with the Patriots as an unrestricted free agent on April 2, 2001 ... Originally drafted by Detroit in the third round of the 1993 NFL draft (68th overall) ... Signed with the Lions on June 4, 1993.

### Career Highlights

★ Career GP/GS: 104/86 (3/3)

★ In 1997, Mike started every game on an offensive line that produced the NFL's third 2,000-yard rusher in the league's history, as Barry Sanders rushed for over 100 yards in 14 of his 16 regular season games.

★ Has played every position on the offensive line during his NFL career.

★ Played in his 100th career game vs. New England (11/23/00).

### Seasonal Reviews

**2000 (16/16-Detroit):** Started every game for the Detroit Lions, opening the season at center before switching to guard for the fourth through the 10th game ... Returned to start at center for the final five games of the regular season when the Lions re-instituted their shotgun formation into the passing game ... Served as the chief signal caller on the line ... Helped the Lions to a season-high 210 yards rushing against the New York Jets (12/17), including a career-high 164-yard rushing effort by James Stewart, in a 10-7 win ... Centered a line that did not give up a sack



at Green Bay (12/10) ... Played in his 100th career game vs. New England (11/23) ... Moved to left guard to stabilize a position that had lost three players due to injuries and started Weeks 4-10 ... Helped pave the way for Stewart's first two 100-yard games, vs. Minnesota (10/1) and at Tampa Bay (10/19).

**1999 (15/15; 1/1 - Detroit):** Started 15 regular season games and one playoff game for the Lions ... Started 15 of the 16 games, including the playoffs, at center after starting the previous three seasons at left guard ... His one other start came at left tackle (Ray Roberts on IR) in the season finale at Minnesota (1/2/00) ... Made all of the calls along the offensive line ... Missed season opener at Seattle (9/12) with a left knee injury (occurred Aug. 23), but returned to starting lineup for the remainder of the season ... His start at left tackle in the season finale was the fifth of his career at that position, having started two games each at that spot midway through 1997 and in the first two games of 1995.

**1998 (16/16-Detroit):** Started every game at left guard ... Played at a high level throughout the season, both in pass protection and in paving the way for Barry Sanders' 10th 1,000-yard rushing season in a row ... He was on the field for every offensive play for the Lions during the season ... Spent considerable time playing center vs. Tampa Bay (9/28) after Jim Pyne left the game with a pulled groin ... Accepted the role as team's long-snapper in PAT and field goal placements for fourth straight season.

**1997 (16/16; 1/1-Detroit):** Enjoyed a solid season, starting all 16 games, plus the team's NFC wild-card playoff game at Tampa Bay (12/28) ... Played with a broken bone in his hand for the final four games of the season, including the playoffs, but did not miss any playing time ... Started 14 games at left guard, shifting to left tackle at Tampa Bay (10/12) and vs. N.Y. Giants (10/19) with Ray Roberts out due to a knee injury ... Major part of an offensive line that opened holes as Sanders set an NFL record with 14 straight 100-yard rushing games and became only the third player ever to rush for over 2,000 yards in a season ... Sanders treated him and the other four starting offensive linemen with a trip to Honolulu for the Pro Bowl in February 1998.

**1996 (15/15-Detroit):** Started 15 games at left guard ... Missed just one game vs. Seattle (11/17) after suffering a sprained ankle at San Diego (11/11) ... Returned to lineup the following week at Chicago (11/24) and remained there for the final four games of

the season ... Served as club's snapper for field goals and PATs for the second consecutive year.

**1995 (16/7; 1/1-Detroit):** Started seven of 16 regular season games and handled the long snapping responsibilities on field goals and extra points ... Also served as Detroit's primary backup at left tackle, both guard positions and at center ... Started the first two games

of his career at left tackle (a position he had not previously played) due to the contract holdout of Lomas Brown ... Made his NFL starting debut at Pittsburgh (9/3) where he spent the afternoon battling Pittsburgh All-Pro linebacker Greg Lloyd, who recorded just three tackles ... Started at left tackle again the following week at Minnesota (9/10), but was shifted to left guard on the second play of the game to replace injured Doug Widell ... Started the following three games at left guard vs. Arizona (9/17), vs. San Francisco (9/25) and vs. Cleveland (10/8)

in place of Widell ... Did not play on offense at Green Bay (10/15) ... Saw limited time at left tackle at Washington (10/22) for Brown, who missed part of a series due to muscle cramps ... Did not play on offense during the next six games ... Subbed for Widell at left guard briefly at Houston (12/10) ... Started at left guard for the final two regular season games vs. Jacksonville (12/17) and at Tampa Bay (12/23) and in the NFC wild-card game at Philadelphia (12/30) ... Also saw time at tackle and center vs. the Jaguars.

**1994 (2/0; 0/0-Detroit):** Saw action in just two games in short-yardage situations ... Active, but did not play in 14 other regular season games and the NFC wild-card game at Green Bay (12/31) ... Served as snapper on field goals and PATs in preseason.

**1993 (8/0; 1/0-Detroit):** Saw action in eight games as a reserve his rookie season ... Made his NFL debut vs. Seattle (10/17), giving center Kevin Glover relief late in the game ... Also filled in at center for Glover late in the game vs. Tampa Bay (11/7) ... Played on special teams in the final five regular season games and the a playoff game vs. Green Bay (1/8).

## COMPTON'S BLUEPRINTS

★After rushing for 2,053 yards in 1997, Barry Sanders treated Mike Compton and the rest of the offensive line with trips to the 1998 Pro Bowl in Hawaii.

★Recipient of the Ira E. Rogers Award, given to the Mountaineer who shows high leadership and academic qualities as well as football performance.

★In high school, he was an Athletic Director's Academic Honor Roll student, possessing a 4.0 GPA.

## College

**1992:** Earned first-team All-American and All-Big East Conference honors by *The Sporting News*, the *Poor Man's Guide to the NFL Draft*, *Football News* and Associated Press (AP) as a senior at West Virginia ... One of the six recipients of the NCAA's Top Scholar/Athlete Award ... Finalist for the 1992 Lombardi Award, given to the top lineman in college football ... Did not allow a sack or pressure all year and



averaged five knockdown blocks per game. **1991:** Earned first-team All-Big East Conference honors by AP his junior year ... Recipient of the Ira E. Rogers Award, given to the Mountaineer who shows high leadership and academic qualities as well as football performance ... Graduated in 1993 with a teaching degree in physical education and health education.

## Personal

Michael Eugene Compton was born Sept. 18, 1970 ... He earned All-Southwest District, all-state, *Blue Chip* All-American and district Lineman of the Year honors

at Richlands (Va.) High ... He was also an Athletic Director's Academic Honor Roll student, possessing a 4.0 grade point average ... He has offered his support to D.A.R.E. programs while in Detroit ... Coached high school baseball in Richlands during the 1995-97 off-seasons ... Enjoys golf and spending time with his family ... He is the father of three children: Jessica, Joshua and Sarah.

## CAREER STATISTICS

Fumbles - 1996 (1)

Fumble Recoveries - 1999 (2 for 8 yards)



# SHOCKMAIN DAVIS

## WIDE RECEIVER

**6-0 ★ 205<sup>LBS</sup> ★ ACQ: FA-00**  
**YEARS NFL/PATRIOTS: 2/2**  
**CAREER GP/GS: 12/1 (0/0)**  
**ANGELO STATE ★ KINESIOLOGY**  
**DOB 8/20/77 ★ PORT ARTHUR, TX**



## Career Transactions

Shockmain Davis was signed by the New England Patriots as a rookie free agent on April 25, 2000 ... Became an exclusive rights free agent on March 1, 2001 and re-signed with the Patriots on April 19, 2001.

## Career Highlights

★ **Career GP/GS: 12/1 (0/0)**

## Seasonal Reviews

**2000 (12/1):** Completed rookie season with two catches for 12 yards (6.0 avg.) and five special teams tackles ... One of only two rookie

free agents to start in a game for the Patriots in 2000 (Chris Eitzmann). **New York Jets (9/11):** Made his NFL debut and was credited with two special teams tackles ... Limited the Jets to 5 yards on 2 punt returns.

**Minnesota (9/18):** Recorded 1 special teams tackle as the Patriots limited the Vikings to only 8 yards on 2 punt returns ... Also returned a kickoff 32 yards.

**Miami (9/24):** Returned a kickoff 13 yards. **Indianapolis (10/22):** Recorded 1 special teams tackle against the Colts.

**Detroit (11/23):** Started his first NFL game at wide receiver and caught 2 passes for 12 yards, including a

long of 9 yards. **Buffalo (12/17):** Contributed 1 special teams tackle as the Patriots limited the Bills to 10 yards on 3 punt returns (3.3 avg.) and 33 yards on 3 kickoff returns (11.0 avg.)

## College

Davis earned two letters at Angelo State (1998-99) after transferring from Blinn Junior College ... Voted first-team Lone Star Conference during both of his seasons at Angelo State ... He led the Rams with 38 receptions for 567 yards (14.9 avg.) and 8 touchdowns during the 1999 season ... Also led the team with a 15.4 punt return average, returning 18 punts for 278 yards and 1 touchdown.

## Personal

Shockmain Nastase Davis was born the son of Jacqueline and Elliot Davis on Aug. 20, 1977 in Port Arthur, Texas ... Earned all-district honors twice and voted team Most Valuable Player at Port Arthur (Texas) High ... In two years at receiver, Davis recorded 90 catches for 1,824 yards ... In just four games at safety, he recorded 9

interceptions and 28 tackles ... Shockmain majored in kinesiology at Angelo State ... Shockmain has a daughter, Sidney.

### DAVIS' BLUEPRINTS

- ★ Shockmain was one of only two rookie free agents to start in a game for the Patriots in 2000 (Chris Eitzmann).
- ★ Shockmain played with Michael Bishop at Blinn Junior College during the 1996 season.



# SHOCKMAIN DAVIS

Pos: WR Ht: 6-0 Wt: 205 Year: 2nd Acq: FA-00 College: Angelo State Born: 8/20/77

Regular Season			Receiving					Kick Returns					Misc.	
Year	Team	G/S	No	Yds	Avg	LG	TD	No	Yds	Avg	Lg	TD	SpT	Fum
2000	Patriots	12/1	2	12	6.0	9	0	2	45	22.5	32	0	5	0



## MARC EDWARDS

### FULLBACK

**6-0 ★ 245 LBS ★ ACQ: UFA (CLE)-01**  
**YEARS NFL/PATRIOTS: 5/1**  
**CAREER GP/GS: 64/33 (4/2)**  
**NOTRE DAME ★ BUSINESS MANAGEMENT**  
**DOB: 11/17/74 ★ CINCINNATI, OH**



## Career Transactions

Marc Edwards signed with the Patriots as an unrestricted free agent on March 19, 2001 from the Cleveland Browns ... Originally drafted by the San Francisco 49ers in the second round (55th overall) of the 1997 NFL draft out of Notre Dame ... Signed by the 49ers on July 23, 1997 ... Traded to Cleveland for a fourth-round pick in the 1999 draft (DB Pierson Prioleau) on April 18, 1999 ... Granted unconditional free agency on March 1, 2001.

## Career Highlights

★ **Career GP/GS: 64/33 (4/2)**

★ Edwards has not missed a game since entering the league in 1997.

★ Established a career-high with three touchdowns in 1998 (2 receiving, 1 rushing) with San Francisco.

★ Recorded a season-high 53 combined yards on just two touches when he gained 28 yards on his only rush attempt (setting up a 1-yard Terry Kirby touchdown run) and added 25 yards on his sole reception to help set up another touchdown drive vs. Indianapolis (12/26/99).

★ Caught two passes for 50 yards, including a career-long 47-yard touchdown at Buffalo (10/4/98).

## Seasonal Reviews

**2000 (16/8-Cleveland):** Edwards was the starting fullback for the Browns during the season, but was only credited with eight starts due to the Browns opening in double tight end or three receiver sets half of the time ... He also participated on many special teams coverage and return units ... Scored two receiving touchdowns for the third consecutive season. **Cincinnati (9/10):**

Scored his first touchdown of the season on a 5-yard reception. **Pittsburgh (9/17):** Scored again with a 21-yard reception in the first quarter to give the Browns a 14-0 lead. **New England (11/12):** Played fullback and also appeared on special teams ... Did not get the start as the Browns opened in a two-tight end formation ... Tied a career-high with four receptions for 27 yards (6.8 avg.). **Tennessee (12/17):** Started at fullback with one reception for 7 yards ... Also played special teams with one kickoff return for 24 yards.

## EDWARDS' BLUEPRINTS

★ He led the Fighting Irish with eight rushing touchdowns as a true freshman in 1993.

★ He was named Ohio Player of the Year by *USA Today* and rated the 10th-best player in the Midwest by the *Detroit Free Press* as a senior at Norwood (Ohio) High. He became the first player from Norwood High ever drafted into the NFL.

**1999 (16/14-Cleveland):**

Appeared in all 16 regular-season games, including 14 starting assignments at fullback ... A team leader on special teams ... Rushed for 35 yards on six attempts (5.8 avg.) and had 27 receptions for 212 yards (7.9 avg.) and two touchdowns during the season ... Both touchdown receptions came in Browns victories; the first on a 27-yard reception from QB Tim Couch at New Orleans (10/31) and the second on a 4-yard touchdown reception at

Pittsburgh (11/14). **New England 10/3:** Started at fullback and played on special teams ... Made a key block downfield on Kevin Johnson's 64-yard touchdown ... Recorded one assist on special teams. **Cincinnati 10/10:** Started at fullback and recorded two receptions for 29 yards (14.5 avg.), including a long of 21 yards ... Also played special teams and posted a career-high three special teams tackles. **New Orleans (10/31):** Started at fullback and had two receptions for 37 yards (18.5 avg.), including a 27-yard touchdown reception from Couch with 7:37 remaining in the second quarter ... Also added a tackle on special teams. **Pittsburgh (11/14):** Started at fullback and had four receptions for



22 yards (5.5 avg.), with a touchdown and a long reception of 13 yards ... Scored on a 4-yard reception from Couch with 5:12 remaining in the game to cut the Steelers lead to 15-13 ... Also played special teams and was credited with two solo tackles. **Indianapolis (12/26):** Started at fullback and had a season-high 53 combined yards ... Gained 28 yards on his only rush attempt late in the third quarter, setting up a 1-yard Terry Kirby touchdown run for the Browns ... Had one reception for 25 yards in the third quarter to help set up a Browns touchdown drive that ended in a Ty Detmer 8-yard touchdown run ... Also played special teams.

**1998 (16/10; 2/2-San Francisco):** Started 10 of 16 games played for the 49ers ... Totaled 22 rushing attempts for 94 yards (4.3 avg.) and a touchdown ... Also posted 22 receptions for 218 yards (9.9 avg.) and two touchdowns. **N.Y. Jets (9/6):** Caught four passes for a career-high 52 yards, including a long of 23. **Washington (9/14):** Scored his first NFL touchdown on a 2-yard reception, and rushed twice for 5 yards. **Atlanta (9/27):** Started and carried the ball three times for 41 yards, including a 7-yard touchdown and a career-long 32 yarder. **Buffalo (10/4):** Caught two passes for 50 yards, including a career-long 47-yard touchdown. **New England (12/20):** Carried the ball twice for 7 yards, caught a 2-yard pass, and contributed on special teams at the Patriots.

**1997 (16/1, 2/0):** Played in every game as a rookie, making his NFL starting debut in the 1997 season finale against Seattle (12/21) and carried the ball three times for 12 yards ... Added four receptions for 38 yards in the game and provided two special teams tackles ... Ended his rookie season with five carries for 17 yards and six receptions for 48 yards ... He also saw extensive playing time on special teams. **Minnesota (12/7):** Returned his first career kickoff return 30 yards ... Played in both postseason games ... Recorded a special teams tackle. **Green Bay (1/11)** in the NFC Championship game.

## College

Edwards was a two-year starter and four-year letterman at Notre Dame, where he displayed versatility as a runner, receiver and blocker ... He finished his career with 311 carries for 1,591 yards and 27 touchdowns ... Also posted 46 receptions for 598 yards

## SINGLE-GAME CAREER HIGHS

### Regular Season

<b>Rush Att.:</b>	3 (4 times) last vs. St. Louis (12/27/98)
<b>Rush Yards:</b>	41 vs. Atlanta (9/27/98)
<b>Rushing TDs:</b>	1 vs. Atlanta (9/27/98)
<b>Longest Rush:</b>	32 vs. Atlanta (9/27/98)
<b>Receptions:</b>	4 (4 times) last vs. NE (11/12/00)
<b>Rec. Yards:</b>	52 at Washington (9/14/98)
<b>Rec. TDs:</b>	1 (5 times) last vs. Pittsburgh (9/17/00)
<b>Longest Rec:</b>	47 at Buffalo (10/4/98)
<b>Total TDs:</b>	1 (7 times) last vs. Pittsburgh (9/17/00)

and five touchdowns ... Earned All-America honorable mention after rushing 140 times for a career-high 717 yards and nine touchdowns as junior ... Led Fighting Irish with eight rushing touchdowns as a true freshman in 1993 ... Graduated with a degree in business management.

## Personal

Marc Alexander Edwards was born Nov. 17, 1974 in Cincinnati, Ohio ... He was named Ohio Player of the Year by *USA Today* and rated the 10th-best player in the Midwest by the *Detroit Free Press* as a senior at Norwood (Ohio) High ... Played linebacker and running back and was a three-time Player of the Year and all-state selection of the *Cincinnati Enquirer* ... Set a school record with 525 tackles and rushed for 6,001 yards and 73 touchdowns during his career ... Rushed for 1,721 yards and 26 touchdowns as a running back and recorded 122 tackles as a linebacker his senior year ... Became the first player from Norwood High ever drafted by the NFL ... Lettered four times in track ... He is an active participant in the Big Brothers Program and was named Big Brother of the Year in South Bend, Ind., in 1997 ... He is an avid golfer ... While in Cleveland, he did extensive work for charitable organizations, supporting fund-raisers for the Cleveland Browns Foundation, United Way's Hometown Huddle program, Thanksgiving Turkey giveaway, Giant Eagle Junior Training Table, and the Muscular Dystrophy Association Gala Fund-raiser ... He also supported Teen Response in Cincinnati ... He and his wife, Darsi, have two daughters, Taya and Ella.

## MARC EDWARDS

**Pos:** FB **Ht:** 6-0 **Wt:** 245 **Year:** 5th **Acq:** UFA (CLE)-01 **College:** Notre Dame **Born:** 11/17/74

Regular Season		Rushing					Receiving				Kick Returns				Fumbles			Misc					
Year	Team	G/S	No	Yds	Avg	Lg	TD	No	Yds	Avg	Lg	TD	No	Yds	Avg	Lg	TD	No	Lost	FR	Yds	SpT	TD
1997	49ers	16/1	5	17	3.4	6	0	6	48	8.0	19	0	1	30	30.0	30	0	0	0	0		2	0
1998	49ers	16/10	22	94	4.3	32	1	22	218	9.9	47	2	0	0	0.0	0	0	0	0	0		0	3
1999	Browns	16/14	6	35	5.8	28	0	27	212	7.9	27	2	0	0	0.0	0	0	1	-	0	0	12	2
2000	Browns	16/8	2	9	4.5	6	0	16	128	8.0	21	2	1	24	24.0	24	0	2	-	1	0	3	2
Totals-4 years		64/33	35	155	4.4	32	1	71	606	8.5	47	6	2	54	27.0	30	0	3	-	1	0	17	7





# ROBERT EDWARDS

## RUNNING BACK

5-11 ★ 218<sup>lbs</sup> ★ ACQ: D1A-98(18TH)  
 YEARS NFL/PATRIOTS: 2/2  
 CAREER GP/GS: 16/15 (1/1)  
 GEORGIA ★ CONSUMER ECONOMICS  
 DOB 10/2/74 ★ TENNILLE, GA



### Career Transactions

Robert Edwards was drafted by the Patriots with their first of two first-round draft choices in the 1998 NFL draft (18th overall) ... The pick was obtained from the N.Y. Jets along with a 1998 third-round draft choice (81st overall - Chris Floyd) as compensation for the loss of restricted free agent Curtis Martin ... Signed by the Patriots on July 17, 1998 ... Suffered a severe knee dislocation in the celebrity rookie all-star event that sidelined Edwards for the entire 1999 and 2000 seasons ... Placed on Non-Football Injury List (8/31/99) ... Placed on Non-Football Injury List (8/22/00).

### Seasonal Reviews

**2000 (0/0):** Edwards was placed on the Patriots Non-Football Injury List (8/22/00) and missed the entire 2000 season ... It was the second consecutive season Edwards missed after suffering a severe knee injury at a rookie all-star event in Hawaii during Pro Bowl week.

**1999 (0/0):** Edwards missed the entire 1999 season due to a severe knee injury he suffered while participating in a rookie all-star event during Pro Bowl week (2/5/99) ... Placed on Non-Football Injury List (8/31/99).

### Career Highlights

★ **Career GP/GS: 16/15 (1/1)**

★ Edwards earned postseason all-rookie team honors in 1998 from *Pro Football Weekly*, *College & Pro Football Weekly*, *Football Digest* and *Football News*. He was also selected as the Shaw's Supermarkets 12th Player Award.

★ Edwards set an NFL record in his sixth week vs. New York (10/19/98) when he scored a touchdown in his sixth consecutive game as a pro - no player in NFL history had ever started their career by scoring touchdowns in each of their first six games.

★ Edwards' 1,115 yards was the third-best rookie rushing performance in franchise history and ranked eighth all-time. He became just the fifth Patriot to ever rush for over 1,100 yards in a season.

★ Rushed for a career-high 196 yards at St. Louis (12/13/98), which still ranks as the fourth highest total in team history.

### EDWARDS' BLUEPRINTS

★ Robert has been working tirelessly rehabing his left knee during the past two years. Since November, he has been working out with the rest of the team, preparing himself for the 2001 season.

★ Robert was recruited to Georgia as a cornerback in 1993, but made the transition to running back in 1995 and started 18 of 22 games in his final three years.

★ Robert was selected as the 2001 Man of the Year by friends of Matt Galligan golf tournament, a non-profit organization dedicated to helping families safely care for their severely disabled children at home.

**1998 (16/15, 1/1):** Started 15 of 16 games for the Patriots and rushed for 1,115 yards and nine touchdowns during his rookie campaign ... He earned post-season all-rookie team honors from *Pro Football Weekly*, *College & Pro Football Weekly*, *Football Digest* and *Football News* ... He was also selected as the Shaw's Supermarkets 12th Player Award ... Finished the year with 291 carries for 1,115 yards (3.8 avg.) and nine touchdowns ... His 1,115 yards was the eighth-best rushing performance in franchise history and he became just the fifth Patriot to rush for over 1,100 yards in a season ... It ranked 10th overall in the AFC, second among rookie rushers ... He also caught 35 passes for 331 yards and three touchdowns ... His 35 receptions were third on the team behind Ben Coates (67) and Terry Glenn (50) ... His 12 touchdowns

ranked fifth all-time, tying Mack Herron's 1974 season total and placed him third in the AFC behind Terrell Davis (23 TDs) and Fred Taylor (17) ... He recorded a single-game high of 196 yards at St. Louis (12/13), which placed him fourth among the Patriots all-time leaders and fourth among the NFL's 1998 single-game highs ... Fumbled five times, but only surrendered one possession on the drops ... He made his NFL debut at Denver (9/7),



splitting time with Sedrick Shaw ... Didn't start, but led the team in rushing with 50 yards on 13 carries, scoring his first career touchdown on a 1-yard run in the second quarter ... Made his NFL starting debut the following week in the home opener vs. Indianapolis (9/13) ... Finished the game with 107 yards of offense, including 71 yards on three receptions (23.4 avg.) and scored on another 1-yard run late in the game to give the Patriots a 29-0 advantage in a 29-6 final ... Broke free for a season-long 53-yard run vs. Tennessee (9/20) and finished the game with 92 yards on just 12 carries (7.7 avg.) and scored another touchdown run, extending his streak to three games ... Scored on an 8-yard run the following week at New Orleans (10/4) and finished just 3 yards shy of his first 100-yard rushing game in a 30-27 victory over the Saints ... He earned Patriots Miller Lite Player of the Game honors after posting his first 100-yard game the following week vs. Kansas City (10/11), as he rushed for 104 yards on 23 carries (4.5 avg.), and scored for the fifth consecutive week on a 1-yard run in the first quarter ... He also caught three passes for 32 yards, including a diving 15-yard touchdown which put the Patriots ahead 17-0 in a 40-10 pounding of the Chiefs ... It was his first career touchdown reception and the first multiple touchdown game of his career ... He set an NFL record in his sixth week vs. New York (10/19) when he scored a touchdown in his sixth consecutive game as a pro - no player in NFL history had ever started their careers with touchdowns scored in each of their first six games ... For the second week in a row, he rushed for 104 yards and a touchdown to earn Patriots Miller Lite Player of the Game honors ... He also had four receptions for 24 yards ... His record-breaking touchdown run converted a 4th-and-1 at the goal line ... Injuries in the Jets game sidelined a number of offensive weapons for the Patriots, which had an immediate effect on the team's midseason offensive production ... His next 100-yard game wouldn't come until Week 15 at St. Louis (12/13) when Edwards exploded for 196 yards on 24 carries, an average of 8.2 yards per carry ... He tied his career-long with a 53-yard sprint through the Rams secondary and added runs of 47 and 36 yards as well ... He gained 117 yards on just seven carries in the first quarter alone ... His 196 yards rushing was the fourth-

best single-game performance in franchise history and the most yards allowed by the Rams since Jim Brown rushed for 237 yards ... His performance earned him his third Miller Lite Player of the Game honors of the season ... His fourth and final 100-yard game came the following week in a playoff clinching victory over the San Francisco 49ers (12/20) when he rushed for 101 yards on 24 carries and scored on a 5-yard run ... He also added four receptions for 52 yards and scored the game's opening touchdown on a 19-yard pass from Scott Zolak ... It was his second multiple touchdown game of the season ... Led the team in rushing in 14 of the 16 games and either led or shared the lead as a receiver in four others ... His season-high was five receptions vs. Atlanta (11/8) ... Propelled the Patriots into the playoffs for a franchise-record third straight season ... Rushed for just 28 yard on 17 carries and caught three passes for 33 yards in a first-round loss at Jacksonville (1/3/99).

## College

Edwards was recruited to Georgia as a cornerback in 1993, but made the transition to running back in 1995 and started 18 of 22 games in his final three years ... He was a four-year letterman (1993-97) and finished his collegiate career rushing for 1,955 yards and 27 touchdowns on 371 carries (5.3 avg.), which ranks 11th all-time among the Bulldogs career leaders despite playing the position for just over two seasons ... His career average of 5.3-yards per carry ranks eighth in school history and his 27 career rushing touchdowns ties Tim Worley for fifth place. **1997 (Senior):** Started seven of nine games and rushed for 830 yards and 12 touchdowns on 142 carries (5.9 avg.) to earn second-team All-American and first-team All-SEC honors ... Added 172 yards and a touchdown on 17 receptions and returned two kickoffs for 12 yards ... Suffered a severely sprained left ankle on the second play from scrimmage in the season opener vs. Arkansas State, causing him to miss the rest of the game, the entire second game and most of the third game of the season ... Returned vs. Mississippi State to rush for 102 yards and a touchdown on 14 carries (7.3 avg.) ... He rushed for 131 yards, including a 49-yard run, on 17 carries vs. Tennessee ... Recorded a career-high with 186 yards and two touchdowns on 19 carries (9.8 avg.) vs.

## SINGLE-GAME CAREER HIGHS

### Regular Season

Rushes:	28	at Pittsburgh (12/6/98)
Yards:	196	at St. Louis (12/13/98)
Average:	8.2	at St. Louis (12/13/98)
Longest Run:	53	at St. Louis (12/13/98)
	53	vs. Tennessee (9/20/98)
Touchdowns:	1	Nine Times, most recent vs. S.F. (12/20/98)
Receptions:	5	vs. Atlanta (11/8/98)

### Postseason

Rushes:	17	at Jacksonville (1/3/99)
Yards:	28	at Jacksonville (1/3/99)
Average:	1.6	at Jacksonville (1/3/99)
Longest Run:	7	at Jacksonville (1/3/99)
Touchdowns:	1	at Jacksonville (1/3/99)
Receptions:	3	at Jacksonville (1/3/99)
Yards:	33	at Jacksonville (1/3/99)
Average:	11.0	at Jacksonville (1/3/99)
Longest Rec.:	17	at Jacksonville (1/3/99)



Kentucky ... Touchdown runs were 44 and 80 yards ... His 80-yard run was the longest of his career and the longest since Worley took a handoff 89 yards vs. Florida in 1985 ... His 186-yard rushing total was the most by a Bulldog back since Garrison Hearst exploded for 246 yards against Vanderbilt in 1992 ... He neared his own career high with a 180-yard effort vs. Mississippi, his fifth and final 100-yard game of the season. **1996 (Junior):** Voted team captain prior to the season and started 9 of 11 games at running back ... Led the team in rushing with 800 yards and nine touchdowns on 184 carries (4.4 avg.) ... Caught 23 passes for 199 yards (8.7 avg.) and a touchdown ... Returned two kickoffs for 27 yards (13.5 avg.). **1995 (Redshirt):** Made the transition from cornerback to running back during fall drills ... Won the starting role, but fractured a bone in his foot during the second game of the season vs. Tennessee and missed the rest of the season and was granted a medical redshirt ... Finished the season with 325 yards and six touchdowns on 45 carries (7.2 avg.) before his injury ... Exploded for 169 yards and four touchdowns, with runs of 13, 1, 5 and 58 yards, in his offensive debut in a 42-23 victory over South Carolina in the season opener ... Added a fifth touchdown with a 45-yard reception ... His four rushing and five total touchdowns in a game tied Georgia school records. **1994 (Sophomore):** Started all 11 games at right

cornerback for Georgia and finished the year with 64 tackles, seven pass deflections and four interceptions, which he returned 30 yards ... Recovered two fumbles and was credited with a blocked kick ... Posted 11 tackles, deflected a pass and recovered a fumble which led to a score in his first career start vs. South Carolina in the season opener. **1993 (Freshman):** Appeared in six games as a cornerback as a true freshman and finished the season with five tackles.

## Personal

Robert Lee Edwards III was born the son of Robert, Jr. and Jeannette Edwards on Oct. 2, 1974 in Tennille, Ga. ... He is the oldest of four children ... Played running back and defensive back at Washington County High in Tennille, Ga. and was voted the Georgia Class AA Defensive Player of the Year by the *Atlanta Journal-Constitution* ... Earned all-state and all-county honors after gaining 1,661 all-purpose yards and 14 touchdowns as a running back, while recording 145 tackles, including eight sacks and eight interceptions as a defensive back during his senior year ... He also blocked three punts, three PATs and three field-goal attempts during his final campaign, while leading the team to a 14-1 record and the Class AA State Championship game ... Majored in consumer economics at Georgia ... Robert and his fiancée, Tracy, have one daughter, Journee Monae.

## ROBERT EDWARDS

Pos: RB Ht: 5-11 Wt: 218 Year: 2nd Acq: D1a-98 (18th) College: Georgia Born: 10/2/74

Regular Season Rushing Receiving Kick Returns Fumbles Tackles

Year	Team	G/S	No	Yds	Avg	Lg	TD	No	Yds	Avg	Lg	TD	No	Yds	Avg	Lg	TD	No	Lost	SpT	Misc
1998	Patriots	16/15	291	1115	3.8	53	9	35	331	9.5	46	3	0	0	0.0	0	0	5	1	0	1

Postseason Rushing Receiving Kick Returns Fumbles Tackles

Year	Team	G/S	No	Yds	Avg	Lg	TD	No	Yds	Avg	Lg	TD	No	Yds	Avg	Lg	TD	No	Lost	SpT	Misc
1998	Patriots	1/1	17	28	1.6	7	1	3	33	11.0	17	0	0	0	0.0	0	0	1	1	0	0

## EDWARDS' CAREER GAME-BY-GAME

								Rushing							Receiving						
1998		Opponent	G	No	Yds	Avg	Lg	TD	No	Yds	Avg	Lg	TD	W/L							
09/07	at	Denver	p	13	50	3.8	15	1	-	-	-	-	-	-	L						
09/13		Indianapolis	S	18	36	2.0	8	1	3	71	23.7	39	0	0	W						
09/20		Tennessee	S	12	92	7.7	53	1	-	-	-	-	-	-	W						
10/04	at	New Orleans	S	22	97	4.4	14	1	1	4	4.0	4	0	0	W						
10/11		Kansas City	S	23	104	4.5	33	1	3	32	10.7	15	1	1	W						
10/19		N.Y. Jets	S	22	104	4.7	14	1	4	24	6.0	8	0	0	L						
10/25	at	Miami	S	19	27	1.4	15	0	3	26	8.7	10	0	0	L						
11/01	at	Indianapolis	S	23	70	3.0	8	1	3	12	4.0	5	0	0	W						
11/08		Atlanta	S	10	11	1.1	8	0	5	34	6.8	12	0	0	L						
11/15	at	Buffalo	S	14	50	3.6	13	0	1	10	10.0	10	0	0	L						
11/23		Miami	S	14	24	1.7	11	0	1	46	46.0	46	0	0	W						
11/29		Buffalo	S	13	40	3.1	13	0	2	6	3.0	4	1	1	W						
12/06	at	Pittsburgh	S	28	66	2.4	17	1	1	6	6.0	6	0	0	W						
12/13	at	St. Louis	S	24	196	8.2	53	0	-	-	-	-	-	-	L						
12/20		San Francisco	S	24	101	4.2	12	1	4	52	13.0	20	1	1	W						
12/27	at	N.Y. Jets	S	12	47	3.9	18	0	4	8	2.0	7	0	0	L						
1998		Totals	16/15	291	1115	3.8	53	9	35	331	9.5	46	3	3							
01/03	at	Jacksonville	S	17	28	1.6	7	1	3	33	11.0	17	0	0	L						





## CHRIS EITZMANN

### TIGHT END

6-5 ★ 255<sup>lbs</sup> ★ ACQ: FA-00  
 YEARS NFL/PATRIOTS: 2/2  
 CAREER GP/GS: 5/1 (0/0)  
 HARVARD ★ PSYCHOLOGY  
 DOB 4/1/77 ★ BELLEVILLE, KS



### Career Transactions

Chris Eitzmann was originally signed by the New England Patriots as a rookie free agent on April 19, 2000 ... He was waived following training camp (8/27/00) ... Claimed by the Green Bay Packers (8/28/00) then waived (9/5/00) ... Signed onto the Patriots practice squad (9/6/00) ... Signed onto the Patriots active roster (10/21/00) ... Placed on injured reserve (12/1/00).

102 yards on 22 attempts (4.6 avg.) ... Placed on injured reserve (12/1/00).

### College

Eitzmann was a four-year letterman at Harvard (1995-99) ... Voted first-team Ivy-League ... Earned All-American farm first-team by *Successful Farming*, which honors outstanding collegiate athletes who live on a farm or ranch ... Totaled 45 catches for 572 yards (12.7 avg.) and scored eight touchdowns ... Posted single-season highs with 19 catches and 250 yards during the 1999 season ... Posted a season-high 4 catches for 48 yards against Dartmouth ... Posted a career-high 4 touchdown catches during the 1997 season.

### Career Highlights

★ Career GP/GS: 5/1 (0/0)

### Seasonal Reviews

**2000 (5/1):** Spent six weeks on the Patriots practice squad (Wk 2-Wk 7) before being signed onto the active roster (10/21) ... One of two Patriots rookie free agents who started in at least one game during the 2000 season (Shockmain Davis). **Indianapolis (10/22):** Made his NFL debut against the Colts and participated as a second tight end and on special teams ... Helped clear the way for the Patriots second-highest rushing performance of the season (155 yards) and achieved season-highs in first downs (24). **Cleveland (11/12):** Started his first career NFL game and aided the Patriots rushing attack in gaining

### EITZMANN'S BLUEPRINTS

- ★ Chris grew up on a 2,500-acre farm in Hardy, Neb. that has been in his family since 1900.
- ★ Chris was part of a graduating class of 13 students at Chester-Hubbell-Byron (Neb.) High and starred on their eight-man football team.
- ★ Chris was recruited by Nebraska but decided to attend Harvard.

### Personal

Chris John Eitzmann was born the son of Connie and Scott Eitzmann on April 1, 1977 in Belleville, Kan. ... Three-year starter in football for Chester-Hubbell-Byron (Neb.) High's eight-man team ... Also earned all-state and all-conference honors for his high school basketball and track teams ... Holds four school track and field records ... Chris graduated with a degree in psychology from Harvard.



## BERT EMANUEL

### WIDE RECEIVER

5-10 ★ 185<sup>lbs</sup> ★ ACQ: UFA (MIA)-01  
 YEARS NFL/PATRIOTS: 8/1  
 CAREER GP/GS: 95/82 (3/2)  
 RICE ★ BUSINESS  
 DOB: 10/26/70 ★ KANSAS CITY, MO



### Career Transactions

Bert Emanuel signed with the Patriots as an unrestricted free agent on March 30, 2001 after a season with the Miami Dolphins ... Originally drafted by the Atlanta Falcons in the second round (45th overall) of the 1994 NFL draft ... Signed by the Falcons on July 11, 1994 ... Granted free agency on Feb. 14, 1997 ... Re-signed with

the Falcons (7/16/97) ... Designated as the Falcons transition player (2/13/98) ... Tendered offer sheet by Tampa Bay (4/10/98) that the Falcons did not match ... Released by Tampa Bay (4/12/00) ... Signed by the Miami Dolphins (5/2/00) ... Granted unconditional free agency on March 1, 2001.



## Career Highlights

### ★Career GP/GS: 95/82 (3/2)

- ★Bert has recorded 10 career 100-yard receiving games.
- ★Amassed a career-high 173 receiving yards on nine receptions, including one touchdown and a season-long of 53 vs. St. Louis (12/15/96).
- ★Scored two touchdowns in a game for the first time in his career and tied a career-high with nine receptions for 121 yards at Tampa Bay (10/22/95).

## Seasonal Reviews

**2000 (11/0; 0/0-Miami):** Emanuel was placed on Injured Reserve on Dec. 20 after sustaining a right rib fracture vs. Indianapolis on Dec. 17, forcing him to miss the remainder of the season, including both Dolphins playoff games ... Played in 11 games as a reserve wide receiver, catching seven passes for 132 yards and one touchdown ... Also had three rush attempts for minus-2 yards ... Listed among the Dolphins inactives prior to four other games before missing the season finale on IR. **New England (9/24):** Had two receptions for 58 yards, including a 53-yard touchdown pass from Jay Fiedler ... It was Emanuel's first touchdown as a Dolphin ... It also was the sixth longest reception of his career, and his fourth longest touchdown reception ... It was his longest reception since he had a 62-yard touchdown reception on Dec. 7, 1998 vs. Green Bay as a member of the Tampa Bay Buccaneers. **Buffalo (10/8):** His 35-yard reception against the Bills led the team in reception yardage for the game.

**1999 (11/10; 2/1-Tampa Bay):** Started 10 of 11 games for the Bucs and caught 22 passes for 238 yards and a touchdown. **N.Y. Giants (9/12):** Recorded a season-high with 53 yards (3 receptions) in the season-opener. **Philadelphia (9/19):** Scored his first and only touchdown of the season on a 17-yard reception ... Left in the third quarter with a right hamstring strain. **Minnesota (10/3):** Inactive after aggravating the hamstring the previous week vs. Denver (9/26), the first of five games missed due to the injury. **Detroit (12/12):** Caught a season-high four passes for 46 yards. **Playoffs:** Started one of Tampa Bay's two playoff games and was credited with three receptions for 69 yards.

**1998 (11/11-Tampa Bay):** Signed with Tampa Bay after as a "transition free agent" after Atlanta declined to match Tampa Bay's tender offer in April ... Started 11 games in his first season with the Bucs ... Finished third on the team with 41 receptions for 636 yards and two touchdowns ... Also had one rush attempt for 11 yards ... His 15.5-yard average per catch led the team. **Minnesota (9/8):** Caught seven passes for 98 yards in season-opener before being sidelined by a right ankle sprain in the third quarter ... He missed the next four games due to the injury. **Carolina (10/18):** Returned to catch five passes for 66 yards. **New Orleans (10/25):** Caught six passes for a team-high 85 yards. **Tennessee (11/1):** Recorded his first 100-yard receiving game as a Buccaneer with five receptions for 106 yards, including a 58-yard touchdown. **Green Bay (12/7):** Caught three passes for 76 yards, including a 62-yard

scoring reception, in Monday night win over Packers. **Cincinnati (12/27):** Inactive due to an injury sustained the previous week at Washington (12/19).

**1997 (16/16-Atlanta):** Started all 16 games in his final season with the Falcons and led the team in receiving with 65 receptions for 991 yards and nine touchdowns ... His nine touchdowns remains his career high ... His 65 receptions ranked 10<sup>th</sup> in the NFC ... His nine receiving touchdowns ranked third in the NFC and was tied for sixth in the NFL ...

His 11 receptions of 25 yards or more ranked 11th in the NFL. **Detroit (8/31):** Led the team with four receptions for 88 yards, including a season-long 56-yard catch, in the season-opener. **Oakland (9/14):** Hauled in four passes for 92 yards, including a long of 54. **San Francisco (9/21):** Grabbed six passes for 62 yards, including his first touchdown of the season ... That launched a streak of four straight games in which he caught a touchdown pass and was the first of seven touchdowns in seven games.

**Denver (9/28):** Caught a season-high eight passes, totaling 58 yards and a touchdown. **St. Louis (11/2):** Recorded his lone 100-yard receiving game with 108 yards on six receptions ... Scored two touchdowns in the game for the second time in his career.

**1996 (14/13-Atlanta):** Started 13 of the 14 games in which he played and finished the season with a career-high 75 receptions ... Led the team with 75 receptions and 921 yards ... His six touchdowns receptions ranked second on the team ... His 75 receptions ranked ninth in the NFC; 18th in the NFL ... He tallied three 100-yard receiving games on the season. **Minnesota (9/8):** Tied a career-high with nine catches, totaling 116 yards. **Philadelphia (9/22):** Recorded nine receptions for the second consecutive game, totaling 93 yards and a touchdown. **Dallas (10/20):** Returned to action after missing two games due to a hamstring strain (at San Francisco 9-29-96) and led the team with eight receptions for 71 yards and a touchdown. **St. Louis (11/10):** Recorded 109 yards on four receptions, including a 50-yard reception ... It was his second 100-yard game of the season. **St. Louis (12/15):** Amassed a career-best 173 receiving yards on nine receptions, including one touchdown and a season-long catch of 53 yards.

## EMANUEL'S BLUEPRINTS

- ★Bert's father, Ervin, works for NASA.
- ★Bert was a two-time all-conference QB at Rice.
- ★The Emanuels are expecting their fourth child in September.
- ★He lettered three seasons (1992-94) as an outfielder on the Rice baseball team and was drafted by the Pittsburgh Pirates in 1992.

## 100-YARD RECEIVING GAMES

### 100-Yard Receiving Games

Date	Opponent	No	Yds	Avg	LG	TD
12/15/96	St. Louis	9	173	19.2	53	1
12/27/94	Arizona	4	136	34.0	85t	1
10/22/95	at Tampa Bay	9	121	13.4	32	2
9/8/96	Minnesota	9	116	12.9	21	0
10/10/96	at St. Louis	4	109	27.3	50	0
11/2/97	St. Louis	6	108	18.0	33	2
11/1/98	Tennessee	5	106	21.2	58t	1
11/5/95	Detroit	7	104	14.9	37	0
9/17/95	at New Orleans	6	104	17.3	49	0
11/12/95	at Buffalo	6	100	16.7	34	0



**1995 (16/16; 1/1-Atlanta):** Started every game for the Falcons, including their playoff appearance against Green Bay (12/31/95) ... Finished the season with 74 receptions for 1,039 yards and five touchdowns ... He was one of three Falcons to record more than 1,000 receiving yards that year, joining Eric Metcalf (1,189) and Terance Mathis (1,039) ... It was just the third time in NFL history that three receivers from the same team each amassed 1,000 yards receiving in the same season, along with the 1980 San Diego Chargers (John Jefferson, Kellen Winslow and Charlie Joiner) and the 1989 Washington Redskins (Gary Clark, Art Monk, Ricky Sanders) ... His 74 receptions ranked third on the team, 14th in the NFC and 19th in the NFL, while his 1,039 yards was tied for second on the team, 12th in the NFC and 17th in the NFL ... Posted four 100-yard receiving games on the year. **New Orleans (9/17):** Eclipsed the 100-yard plateau with 104 yards on six receptions. **Tampa Bay (10/22):** Scored two touchdowns in a game for the first time in his NFL career and tied a career-high with nine receptions for 121 yards. **Detroit (11/5):** Eclipsed the 100-yard plateau for the third time with 104 yards on seven receptions. **Buffalo (11/12):** Recorded back-to-back 100-yard receiving games when he accumulated exactly 100 yards on six receptions. **Playoffs:** Started wild-card playoff game at Green Bay (12/31) and caught six passes for 62 yards in a 37-20 loss.

**1994 (16/16-Atlanta):** An all-conference quarterback at Rice, Emanuel started every game as a rookie at wide receiver for the Falcons ... He finished the season with 46 receptions for 649 yards and four touchdowns ... His 46 receptions ranked second among NFL rookies that year, trailing only Cleveland's Derrick Alexander, who had 48 catches ... Scored his first career touchdown on a 31-yard reception at Washington (9/25). **San Francisco (10/16):** Established a career-high with nine receptions, totaling 91 yards. **Arizona (12/27):** His first career 100-yard game occurred in the season finale when he recorded 136 yards on four receptions, including a career-long 85-yard touchdown catch, the fifth-longest pass play in Falcons history.

## College

Emanuel was a two-time (1993-94) All-Southwest Conference quarterback at Rice after spending his initial

collegiate season (1991) at UCLA ... He red-shirted in 1990 and sat out the 1992 football season under NCAA transfer rules ... In his two seasons with the Owls, he completed 212 of 384 passes for 3,079 yards with 23 touchdowns and 10 interceptions, while also rushing for 1,156 yards and 11 touchdowns on 307 carries ... He set a school-record as a senior in 1994 by completing 57.8% of his passes (118 of 204) ... Also set a school single-season record for rushing yards by a quarterback with 680 yards in 1993 ... Majored in electrical engineering and business, earning his degree in business.

## Personal

Bert Tyrone Emanuel was born the son of Ervin and Marilyn Emanuel on Oct. 26, 1970 in Kansas City, Mo. ... Ervin works for NASA ... A four-sport star at Langham Creek (Texas) High, Bert earned second-team All-American honors as a quarterback by *USA Today* ... In basketball, he averaged 15.4 points and 6 rebounds per game ... In baseball, he pitched and played centerfield and was drafted by the Toronto Blue Jays following his senior year of high school ... He also competed in track and won the state class 5A long jump title in 1989 with a jump of 25'3" ... A scholar-athlete who earned National Honor Society membership and graduated from high school with a 3.9 G.P.A. ... He lettered three seasons (1992-94) as an outfielder on the Rice baseball team and was drafted by the Pittsburgh Pirates in 1992 ... Bert and his wife, Teri, have three daughters, Sydni, Cortni and Brittini and are expecting their fourth child in September.

## SINGLE-GAME CAREER HIGHS

	Regular Season
Receptions:	9 vs. St. Louis (12/15/96) 9 vs. Philadelphia (9/22/96) 9 vs. Minnesota (9/8/96) 9 at Tampa Bay (10/22/95) 9 vs. San Francisco (10/16/94)
Receiving Yds:	173 vs. St. Louis (12/15/96) 136 vs. Arizona (12/27/94)
Longest Rec:	85t vs. Arizona (12/27/94) 62t vs. Green Bay (12/7/98) 58t vs. Tennessee (11/1/98)
Touchdowns:	2 at Tampa Bay (10/22/95) 2 vs. St. Louis (11/2/97)

## BERT EMANUEL

Pos: WR		Ht: 5-10	Wt: 185	Year: 8th				Acq: UFA (MIA)-01				College: Rice				Born: 10/26/70								
Regular Season			Receiving				Rushing				Passing				Fumbles		Misc							
Year	Team	G/S	No	Yds	Avg	Lg	TD	No	Yds	Avg	Lg	TD	Att	Cmp	Yds	TD	Int	No	Lost	FR	Yds	SpT	TD	
1994	Falcons	16/16	46	649	14.1	85t	4	2	4	2.0	2	0	1	1	0	0	0	1	0	-	0	0	-	4
1995	Falcons	16/16	74	1039	14.0	52	5	1	0	0.0	0	0	0	0	0	0	0	0	2	-	0	0	-	5
1996	Falcons	14/13	75	921	12.3	53	6	0	0	0.0	0	0	0	0	0	0	0	0	0	-	0	0	-	6
1997	Falcons	16/16	65	991	15.2	56	9	0	0	0.0	0	0	0	0	0	0	0	0	2	-	2	0	-	9
1998	Buccaneers	11/11	41	636	15.5	62t	2	1	11	11.0	11	0	0	0	0	0	0	0	0	-	0	0	-	2
1999	Buccaneers	11/10	22	238	10.8	39	1	0	0	0.0	0	0	0	0	0	0	0	0	0	-	0	0	-	1
2000	Dolphins	11/0	7	132	18.9	53t	1	3	-2	-0.7	0	0	0	0	0	0	0	0	1	-	0	0	-	1
Totals-7 years		95/82	330	4606	14.0	85t	28	7	13	1.9	11	0	1	1	0	0	0	1	5	-	2	0	-	28
Postseason			Receiving				Rushing				Passing				Fumbles		Misc							
Year	Team	G/S	No	Yds	Avg	Lg	TD	No	Yds	Avg	Lg	TD	Att	Cmp	Yds	TD	Int	No	Lost	FR	Yds	SpT	TD	
1995	Falcons	1/1	6	62	10.3	18	0	0	0	0.0	0	0	0	0	0	0	0	0	0	0	0	0	0	0
1999	Buccaneers	2/1	3	69	23.0	30	0	0	0	0.0	0	0	0	0	0	0	0	0	0	0	0	0	0	0
Totals-2 years		3/2	9	131	14.6	30	0	0	0	0.0	0	0	0	0	0	0	0	0	0	0	0	0	0	0





## Career Transactions

Kevin Faulk was selected by the Patriots in the second round of the 1999 NFL draft (46th overall)... The Pick was acquired in a trade with the Tennessee Titans in exchange for the Patriots second-round pick (52nd overall-John Thornton) and fourth-round pick (117th overall-Donald Mitchell)... Signed a five-year deal with the Patriots on July 28th, 1999 ... Placed on injured reserve (ankle) on Dec. 17, 1999.

## Career Highlights

★ **Career GP/GS: 27/11 (0/0)**

★ Faulk set a career-high with 11 catches vs. Tampa Bay (9/3/00) fourth in franchise history behind Terry Glenn (13), Troy Brown (12), Ben Coates (12).

★ Faulk caught a career-long 26-yard reception at Denver (10/1/00) and it allowed Drew Bledsoe to become the Patriots all-time passing yards leader, surpassing Steve Grogan (26,886).

★ Earned Miller Lite Player of the Game honors after contributing in nearly every facet of the game vs. Minnesota (9/17/00), gaining 80 yards rushing, 31 yards receiving, 56 kickoff returns yards and 22 punt return yards for 189 all-purpose yards.

★ Set a career-high with a 95-yard kickoff return vs. N.Y. Jets (11/15/99). It was the eighth longest return - and the longest non-scoring return - in franchise history.

## Seasonal Reviews

**2000 (16/9):** Started nine of the 16 games at running back and was also utilized at kickoff and punt returner ... Led the Patriots and ranked 15th in AFC with 570 yards rushing ... Finished third on team with 51 receptions for 465 yards ... Led the Patriots for the second year in a row with 38 kickoff returns for 816 yards (21.5 avg.). **Tampa Bay (9/3):** Set a career-high with 11 catches for 62 yards ... Faulk's 11 receptions tied him for the fourth highest in receptions in a game in franchise history behind Terry Glenn (13),

Troy Brown (12), Ben Coates (12) ... Tied with Ben Coates, Terry Glenn, Leroy Thompson, Tony Collins and Art Graham in fourth place with 11 catches ... Rushed for 21 yards on ten carries (2.1 avg.) ... Contributed three kickoff returns for 85 yards (28.3 avg.). **N.Y. Jets (9/11):** Established a career-high with 82 yards rushing on 21 carries (3.9 avg.) ... Rushed for 12 yards on two carries on Patriots opening possession resulting in Adam Vinatieri's 32-yard field goal ... Carried five times for 24 yards on the Patriots second drive of the game, including 11-yard run on 2nd-and-10 sustaining drive, which culminated with Vinatieri's 35-yard field goal. **Minnesota (9/17):**

Accumulated 189 all-purpose yards to earn his first Patriots Miller Lite Player of the Game ... Faulk contributed in nearly every facet of the game, gaining 80 yards rushing (13 carries), 31 yards receiving (three receptions), 56 kickoff returns yards (two returns) and 22 punt return yards (three returns) ... Scored on a 2-yard touchdown run and knotted score at seven in first quarter ... It was first Patriots touchdown on an opening drive since October 12, 1997 vs. Buffalo when Bledsoe connected with Ben Coates on a 20-yard touchdown. **Miami (9/24):** Matched a

career-high with 21 carries, for 46 yards, which he set vs. N.Y. Jets (9/11). **Denver (10/1):** Caught career-long 26-yard reception in the second quarter which put Drew Bledsoe atop the Patriots all-time passing yards list, passing Steve Grogan (26,886) ... Gained 40 yards on nine carries (4.4 avg.) ... Ran three times for 26 yards on final drive of first half, resulting in 12-yard touchdown pass from Bledsoe to J.R. Redmond. **Indianapolis (10/8):** Ran four times for 36 yards (9.0 avg.) and caught four passes for 25 yards in the Patriots 24-16 win ... He recorded a season-high carry for 18 yards, on a drive culminating in 2-yard touchdown pass from Bledsoe to Eric Bjornson. **N.Y. Jets (10/15):** Tied with Troy Brown for team-high five receptions (27 yards) ... Gained 26 yards on nine carries, including a 9-yard touchdown run ...

## FAULK'S BLUEPRINTS

★ Kevin resisted the temptation of turning pro following his junior season, stayed in school and earned his degree in Kinesiology.

★ Kevin became the first player in LSU history to score touchdowns in each of the following categories in a single season; rushing (12), receiving (3), kickoff return (1) and punt return (1).



Amassed 105 yards on five kickoff returns. **Indianapolis (10/22):** Gained 41 yards on 12 carries (3.4 avg.) as the Patriots accumulated their second highest rushing total of the season, 155 yards. **Cleveland (11/12):** Accumulated 231 all-purpose yards (109 kickoff return yards, 96 receiving and 26 rushing) ... Led all receivers with eight catches ... Accounted 49 total yards (46 receiving, 3 rushing) on the Patriots fourth quarter touchdown drive and added the two-point conversion - the Patriots first successful two-point conversion since Nov. 29, 1998 against Buffalo. **Detroit (11/23):** Recorded season-highs with six kickoff returns and 111 kickoff return yards. **Kansas City (12/4):** Gained 52 yards on a season-high 22 carries, including a 1-yard touchdown run ... Returned punt for career-high 35 yards to Kansas City 32-yard line setting up Bledsoe's 17-yard touchdown pass to Troy Brown. **Buffalo (12/17):** Contributed 52 rushing yards to team's season-high 189 rushing yards ... Scored game-tying 13-yard touchdown in the fourth quarter when he negotiated on snow-slicked field. **Miami (12/24):** Caught a career-long 52-yard touchdown pass from Bledsoe ... Gained 34 yards rushing on 12 carries.

**1999 (11/2):** Played in 11 games for the Patriots as a rookie... Started the first two games of the season, but an ankle injury caused him to miss the next two games... Returned in a reserve role behind Terry Allen and filled in as a third-down back for the next nine games... Finished his rookie campaign second on the team with 227 yards on 67 carries and scored a touchdown... He also had 12 receptions for 98 yards and a touchdown ... Sprained an ankle at Indianapolis (12/12) and missed the rest of the season after being placed on injured reserve on Dec. 14. **N.Y. Jets (9/12):** One of three rookie starters for the Patriots (along with Damien Woody and Andy Katzenmoyer), the most in a season opener since 1993 ... Rushed for 17 yards on 10 carries in his NFL debut. **Indianapolis (9/19):** Started, but left the game with a sprained right ankle and missed the next two games while rehabilitating the ankle. **Denver (10/24):** Established a personal best with 238 all-purpose yards and scored his first career touchdown on a 15-yard run over right tackle vs. the defending Super Bowl Champion Broncos ... Handled the punt return responsibilities for the third consecutive game, replacing the injured Troy Brown, and gained 70 yards on four returns (17.5 avg.), including a season-long 20-yard return in the first quarter ... His touchdown gave the the Patriots a 7-0 lead in the game, a lead which was never relinquished as the Patriots defeated the Broncos for the first time since 1980. **Arizona (10/31):** Had a season-high with 17 carries in the Patriots 27-3 victory over the Cardinals ... Provided 42 of the 142 rushing yards in the game, the

second-highest total of the season. **N.Y. Jets (11/15):** Earned Miller Lite Player of the Game honors for his performance against the Jets ... Returned a kickoff 95 yards to the Jets 5-yard line ... The return was the eighth longest return, and the longest non-scoring return, in franchise history ... It was the longest return by a Patriot since Jon Vaughn returned a kickoff 100 yards (12/20/92 vs. Cincinnati) ... Finished the night with four kick returns for 170 yards ... Recorded his first career receiving touchdown on a 13-yard pass from Bledsoe in the fourth quarter. **Miami (11/21):** Named special teams co-captain for the game ... Provided 182 all-purpose yards, including a season-high 61 yards rushing on just five carries (12.2 avg.) ... His 61 yards was a team high ... Burst through the Dolphins defense for a 43-yard run from scrimmage for the Patriots in 1999 ... Returned six kicks for 115 yards (19.2 avg.) which dropped his season average to 24.5. **Dallas (12/5):** Gained 36 yards on nine carries and 43 yards on three receptions ... His 79 yards from scrimmage was his highest offensive output of the season ... Added 50 yards on a pair of kickoff returns ... Had a 19-yard reception in the fourth quarter, his longest reception of the season. **Indianapolis (12/12):** Sustained a first quarter ankle injury which sidelined him for the season when the Patriots placed him on injured reserve two days later.

## SINGLE-GAME CAREER HIGHS

### Rushing

Rushes:	21 at N.Y. Jets (9/11/00)
	21 at Miami (9/24/00)
Yards:	82 at N.Y. Jets (9/11/00)
Longest:	43 vs. Miami (11/21/99)
Touchdowns:	1 at Buffalo (12/17/00)
	1 vs. N.Y. Jets (10/15/00)
	1 vs. Minnesota (9/17/00)

### Receiving

Receptions:	11 vs. Tampa Bay (9/3/00)
Yards:	96 at Cleveland (11/12/00)
Longest:	52t vs. Miami (12/24/00)
Touchdowns	1 vs. Miami (12/24/00)
	1 vs. N.Y. Jets (11/15/99)

### Kickoff Returns

Kick Returns:	6 vs. Tampa Bay (9/3/00)
	6 at Miami (11/21/99)
	6 at Denver (10/24/99)
Yards	170 vs. N.Y. Jets (11/15/99)
Longest Return:	95 vs. N.Y. Jets (11/15/99)


### Punt Returns

Punt Returns:	4 at Denver (10/24/99)
Yards	70 at Denver (10/24/99)
Longest Return:	20 at Denver (10/24/99)



## College

Faulk finished his collegiate career ranked fifth in NCAA history with 6,833 career all-purpose yards and 53 total touchdowns ... Trails only Georgia RB Herschel Walker in SEC history in rushing yards (4,557) and rushing touchdowns (46) ... Holds school records with 4,557 rushing yards, 6,833 all-purpose yards, 53 total touchdowns, 46 rushing touchdowns and 318 total points ... Ranks second in school history with 856 carries ... Holds the second- and third-highest single-season rushing totals in school history ... He is the only player in school history to rush for over 1,000 yards in a season, three times in his career. **1998 (Senior):** Earned All-Southeastern Conference honors ... Started all 11 games and led the SEC with 116.3 rushing yards per game, gaining 1,279 yards on 229 carries (5.6 avg.) ... Ranked second in the Southeastern Conference with 102 total points (12 rushing touchdowns, three receiving and two returning) ... Led the Tigers with 2,109 all-purpose yards, an average of 191.7 yards per game ... Caught 22 passes for 287 yards (13.0 avg.) and three touchdowns ... Returned 23 punts for 265 yards (11.5 avg.) and a touchdown ... Added 278 yards and a touchdown on nine kick-off returns (30.9 avg.) ... Gained a season-high 201 yards rushing on 30 attempts (6.7 avg.) and one touchdown vs. Alabama. **1997 (Junior):** Selected Associated Press All-America third-team and was first-team All-SEC ... Started eight of nine games and led the team with 1,646 all-purpose yards, including 1,144 rushing yards on 205 carries (5.6 avg.) ... Ranked third in the country with an average of 182.9 all-purpose yards per game ... Led the conference and ranked seventh in the nation with an average of 127.1 rushing yards per game ... Scored 15 rushing touchdowns, the second-highest single-season total in school history



... Recorded season-high 212 yards rushing on 28 attempts (7.6 avg.) and set an LSU single-game record with five touchdowns at Kentucky. **1996 (Sophomore):** Voted first-team AP All American ... Consensus first-team All SEC selection ... Recipient of the Charles McClendon Award given to the team MVP ... Gained 1,282 yards rushing on 248 carries (5.2 avg.) and scored 13 touchdowns ... His 1,282 yards rushing are the second highest in school history ... Led the conference and ranked fourth in the nation with an average of 191.3 all-purpose yards per game ... Named SEC Player of the Week in season opener with a school-record and a personal best 246 yards rushing on 21 carries (11.7 avg.) and two scores vs. Houston ... Added a 78-yard punt return for a touchdown and finished with 376 all-purpose yards, the most ever in school history and second in SEC history vs. Houston. **1995 (Freshman):** Named Freshman Offensive Player of the Year in the SEC by the *Knoxville News-Sentinel* ... Led the team with 852 yards on 174 carries (4.9 avg.) with six touchdowns.

## Personal

Kevin Tony Faulk was born the son of Gerald and Vivian Faulk on June 5, 1976 in Lafayette, La. ... Named Class 5A Offensive Most Valuable Player two years in row, making him the first player to capture that honor in back-to-back seasons in 20 years ... All-American pick by *Parade* and *USA Today* ... Rushed for 4,877 yards on 603 carries and 62 touchdowns during his career at Carencro (La.) High ... Totaled 7,612 all-purpose yards and scored 89 touchdowns during his high school career ... Set 17 career and school records ... Won the 1992 Class 5A State Championship at Carencro with 259 rushing yards and four touchdowns ... Kevin is married to Latisha.



# KEVIN FAULK

Pos: RB Ht: 5-8 Wt: 202 Year: 3 Acq: D2-99 (46th) College: Louisiana State Born: 6/5/76

Regular Season			Rushing					Receiving					Kick Returns					Punt Returns				
Year	Team	G/S	No	Yds	Avg	Lg	TD	No	Yds	Avg	Lg	TD	No	Yds	Avg	Lg	TD	No	Yds	Avg	Lg	TD
1999	Patriots	11/2	67	227	3.4	43	1	12	98	8.2	19	1	39	943	24.2	95	0	10	90	9.0	20	0
2000	Patriots	16/9	164	570	3.5	18	4	51	465	9.1	52t	1	38	816	21.5	40	0	6	58	9.7	35	0
Totals-2 years		27/11	231	797	3.5	43	5	63	563	8.9	52t	2	77	1759	22.8	95	0	16	148	9.3	35	0

## FAULK'S CAREER GAME-BY-GAME

		RUSHING						RECEIVING					KICK RETURNS					PUNT RETURNS					
1999	Opponent	P/S	No	Yds	Avg	Lg	TD	No	Yds	Avg	Lg	TD	No	Yds	Avg	Lg	TD	No	FC	Yds	Avg	Lg	TD
9/12	at N.Y. Jets	S	10	17	1.7	4	0	1	8	8.0	8	0	3	69	23.0	27	0	-	-	-	-	-	-
9/19	Indianapolis	S	5	9	1.8	7	0	1	1	1.0	1	0	4	64	16.0	21	0	-	-	-	-	-	-
9/26	N.Y. Giants	p			Inactive					Inactive					Inactive					Inactive			
10/3	at Cleveland	p			Inactive					Inactive					Inactive					Inactive			
10/10	at Kansas City	p	3	2	0.7	2	0	-	-	-	-	-	3	68	22.7	32	0	1	0	-1	-1.0	-1	0
10/17	Miami	p	2	3	1.5	3	0	-	-	-	-	-	5	143	28.6	61	0	3	1	17	5.7	15	0
10/24	Denver	p	5	24	4.8	15t	1	1	4	4.0	4	0	6	140	23.3	33	0	4	0	70	17.5	20	0
10/31	at Arizona	p	17	42	2.5	8	0	-	-	-	-	-	1	14	14.0	14	0	2	3	4	2.0	4	0
11/15	N.Y. Jets	p	2	7	3.5	6	0	2	21	10.5	13	1	4	170	42.5	95	0	-	-	-	-	-	-
11/21	at Miami	p	5	61	12.2	43	0	2	6	3.0	7	0	6	115	19.2	27	0	-	-	-	-	-	-
11/28	at Buffalo	p	7	22	3.1	9	0	2	15	7.5	9	0	3	62	20.7	27	0	-	-	-	-	-	-
12/5	Dallas	p	9	36	4.0	6	0	3	43	14.3	19	0	2	50	25.0	27	0	-	-	-	-	-	-
12/12	at Indianapolis	p	2	4	2.0	3	0	-	-	-	-	-	2	48	24.0	28	0	-	-	-	-	-	-
12/19	at Philadelphia							Placed on Injured Reserve 12/14/99															
12/26	Buffalo																						
1/2	Baltimore																						
1999 Season Totals		13/2	67	227	3.4	43	1	12	98	8.2	19	1	39	943	24.2	95	0	10	4	90	9.0	20	0

		RUSHING						RECEIVING						KICK RETURNS						PUNT RETURNS					
2000	Opponent	P/S	No	Yds	Avg	Lg	TD	No	Yds	Avg	Lg	TD	No	Yds	Avg	Lg	TD	No	FC	Yds	Avg	Lg	TD		
09/03	Tampa Bay	S	10	21	2.1	7	0	11	62	5.6	10	0	3	85	28.3	40	0	-	-	-	-	-	-		
09/11	at N.Y. Jets	S	21	82	3.9	11	0	4	23	5.8	10	0	3	75	25.0	30	0	-	-	-	-	-	-		
09/17	Minnesota	S	13	80	6.2	17	1	3	31	10.3	23	0	2	56	28.0	33	0	3	0	22	7.3	19	0		
09/24	at Miami	S	21	46	2.2	8	0	1	6	6.0	6	0	1	14	14.0	14	0	-	-	-	-	-	-		
10/01	at Denver	S	9	40	4.4	13	0	1	26	26.0	0	0	3	73	24.3	32	0	-	-	-	-	-	-		
10/08	Indianapolis	S	12	64	5.3	18	0	4	25	6.3	11	0	3	44	14.7	24	0	-	-	-	-	-	-		
10/15	N.Y. Jets	S	9	26	2.9	9t	1	5	27	5.4	12	0	5	105	21.0	30	0	-	-	-	-	-	-		
10/22	at Indianapolis	p	12	41	3.4	9	0	3	27	9.0	12	0	3	55	15.0	32	0	-	-	-	-	-	-		
11/05	Buffalo	S	2	2	1.0	2	0	1	-5	-5.0	-5	0	1	28	28.0	28	0	-	-	-	-	-	-		
11/12	at Cleveland	p	5	26	5.2	9	0	8	96	12.0	25	0	5	109	21.8	40	0	-	-	-	-	-	-		
11/19	Cincinnati	p	1	4	4.0	4	0	-	-	-	-	-	3	61	20.3	24	0	-	-	-	-	-	-		
11/23	at Detroit	p	-	-	-	-	-	-	-	-	-	-	6	111	18.5	22	0	1	1	2	2.0	2	0		
12/04	Kansas City	S	22	52	2.4	12	1	5	32	6.4	11	0	-	-	-	-	-	2	2	34	17.0	35	0		
12/10	at Chicago	p	1	0	0	0	0	2	27	13.5	18	0	-	-	-	-	-	-	-	-	-	-	-		
12/17	at Buffalo	p	14	52	3.7	13t	1	1	8	8.0	8	0	-	-	-	-	-	-	-	-	-	-	-		
12/24	Miami	p	12	34	2.8	9	0	2	80	40.0	52t	1	-	-	-	-	-	-	-	-	-	-	-		
2000 Season Totals		16/9	164	570	3.5	18	4	51	465	9.1	52t	1	38	816	21.5	40	0	6	3	58	9.7	35	0		





**5-11 ★ 206<sup>lbs</sup> ★ ACQ: D3-99 (91st)**  
**YEARS NFL/PATRIOTS: 3/3**  
**CAREER GP/GS: 31/1 (0/0)**  
**FLORIDA ★ THERAPEUTIC RECREATION**  
**DOB 8/10/75 ★ CINCINNATI, OH**

## Career Transactions

Tony George was drafted by the Patriots in the third round (91st overall) of the 1999 NFL draft ... The pick was obtained from the Minnesota Vikings in exchange for CB Jimmy Hitchcock ... Signed by the Patriots on July 28, 1999 ... Allocated to the Frankfurt Galaxy of NFL Europe (2/12/01).

## Career Highlights

★ **Career GP/GS: 31/1 (0/0)**

★ George led the Patriots with 15 special teams tackles during the 2000 season.

★ George excelled with the Frankfurt Galaxy during the 2001 NFL Europe season, finishing fifth on the team with 41 tackles.

## Seasonal Reviews

**2001 (NFL Europe-Frankfurt):**

Played in 10 games at safety for the Galaxy ... Accumulated 41 tackles (36 solos) and one interception ... Also finished fourth with three sacks ... Credited with four tackles including his first sack of the season against Berlin in Week Two ... Also intercepted his first pass of the season ... Recorded his second sack in as many weeks, along with three other tackles vs. Amsterdam in Week Three ... Contributed four tackles, including his third sack of the season vs. the Claymores in Week Four ... Finished second on the team with seven tackles vs. Rhine in Week Six ... Credited with five tackles in 28-23 victory over Amsterdam in Week Eight ... Started and recorded five tackles at Rhine in Week Nine.

**2000 (15/0):** George was a standout on special teams for the Patriots in 15 games during the 2000 season ... Credited with team-leading 15 special teams tackles (tied with Harold Shaw) ... Also recorded eight stops on defense while playing safety. **Tampa Bay (9/3):** Recorded two special teams tackles, including one on punt coverage, stopping Karl Williams on a

2-yard return ... They limited the Buccaneers to 13 yards on three punt returns. **N.Y. Jets (9/11):** Delivered hit to punt returner Dedric Ward causing fumble which was recovered by the Jets ... George helped hold the Jets punt return unit to only five yards on two returns. **Minnesota (9/17):** Limited the Vikings punt returners to eight total return yards on two returns. **Indianapolis (10/22):** Contributed two special teams tackles. **Buffalo (11/5):** Registered one special teams tackle. **Kansas City (12/4):** Recovered Sylvester Morris's fumble (forced by Otis Smith) and returned it 24 yards to Kansas City's 11-yard line setting up Adam Vinatieri's 27-yard field goal, increasing

the Patriots lead to 30-17 ... Added three defensive tackles.

**Buffalo (12/17):** Credited with one special teams tackle and recovered a Lee Johnson fumble on a dropped snap. **Miami (12/24):** Recorded season-highs with five defensive tackles and three special teams stops ... His three special team tackles, led the team.

**1999 (16/1):** Played in every game as a rookie for the Patriots ... Made his starting debut in the season finale in

place of an injured Chris Carter and recorded a season-high six tackles in the game ... Had 11 of his 17 total tackles in the last two games of the season ... Finished the year with 17 defensive stops, including 11 solo hits, and nine special teams tackles. **N.Y. Jets (9/12):** Made his NFL debut on special teams in the season opener against the Jets. **N.Y. Giants (9/26):** Made his first career defensive tackle and recorded a season-high three special teams tackles against the Giants. **Buffalo (12/26):** Delivered a memorable hit on Eric Moulds to force a fumble during the overtime period, ending a Buffalo scoring threat at the Patriots 21-yard line ... The fumble was recovered by Tedy Bruschi ... It was the first forced fumble of his career. **Baltimore (1/2/00):** Named special teams co-captain for the game.

## GEORGE'S BLUEPRINTS

★ Tony was diagnosed with diabetes in 1991 but it has not affected his play. He has worked with the American Diabetes Association to search for a cure to diabetes.

★ Tony draws inspiration and strength from his younger sister Tari, who was diagnosed with cerebral palsy as a child.



## SINGLE-GAME CAREER HIGHS

Regular Season	
<b>Tackles:</b>	6 vs. Baltimore (1/2/00)
	5 vs. Miami (12/24/00)
	vs. Buffalo (12/26/99)
<b>Solo:</b>	4 vs. Baltimore (1/2/00)
<b>Assists:</b>	3 vs. Miami (12/24/00)
<b>Special Teams:</b>	3 vs. Miami (12/24/00)
	vs. N.Y. Giants (9/26/00)

## College

George was the leader of the Florida secondary, starting a season at both cornerback (1998) and strong safety (1997) ... Effective wedge-buster on special teams and was voted the team's Most Outstanding Special Teams Player award ... Four-time letter winner for the Gators (1995-98) ... Started 20 of 44 games for the Gators and recorded 128 career tackles (78 solo), eight interceptions, 18 deflected passes and four sacks during his college career ... Added six tackles for losses, three forced fumbles, three fumble recoveries and 54 special teams tackles.

**1998 (Senior):** Voted first-team All-Southeastern Conference following his senior season ... Started nine games at left cornerback and finished the year with 53 tackles (37 solo), 10 pass deflections and two forced fumbles ... Tied for team lead with four interceptions ... Registered seven tackles, an interception and three passes defended vs. Auburn ... Named SEC Defensive Player of the Week after recording seven tackles, one interception, a forced fumble and a deflected pass vs. Georgia ... Recorded a season-high nine tackles vs. South Carolina. **1997 (Junior):** Awarded the team's Most Inspirational Player following his junior season ... Started all 11 games at strong safety and finished second on the team with 65 tackles ... Also recorded two interceptions,

five tackles for losses, three sacks and seven pass deflections ... Recorded eight tackles and recovered a pair of fumbles in his first career start with the Gators ... Delivered five tackles, assisted on a quarterback sack, caused a fumble which he recovered, deflected two passes and intercepted another, which he returned 89 yards for a touchdown to earn SEC Defensive Player of the Week honors... His 89-yard return was the third longest in school history and the longest since 1956 ... Closed out the regular season with 11 tackles and a 1-yard sack vs. Florida State.

**1996 (Sophomore):** Participated in all 12 games as a reserve cornerback and special teams standout ... Led team with 15 special teams tackles and earned the team's Most Outstanding Special Teams Player Award ... Recorded seven tackles, including a tackle for loss and had an interception. **1995 (Freshman):** Played in all 12 games on special teams and saw reserve action at left cornerback and strong safety ... Led the squad with 34 tackles (22 solo) ... Added three tackles and an interception. **1994 (Redshirt):** Red-shirted as a freshman.

## Personal

Houston Antonio George Jr. was born the son of Houston, Sr. and Arizona George on Aug. 10, 1975 in Cincinnati, Ohio ... He is one of six children (four boys, two girls) ... Voted Parade All-American while playing defensive back and wide receiver for Winton Woods (Cincinnati) High ... Recorded 187 tackles with 17 interceptions during his high school career ... He also scored 17 touchdowns; 13 on pass receptions, three on punt returns and one interception return ... Caught 13 touchdown passes returned three punts and one interception for touchdowns ... He majored in therapeutic recreation at Florida ... Tony has one daughter, Solgil.

## TONY GEORGE

Pos: S		Ht: 5-11	Wt: 206		Year: 3		Acq: D3-99 (91st)		College: Florida		Born: 8/10/75							
Regular Season			Tackles					Interceptions					Miscellaneous					
Year	Team	G/S	TT	UT	A	S	Yds	No	Yds	Avg	Lg	TD	PD	FF	FR	Yds	TD	SpT
1999	Patriots	16/1	17	11	6	0	0	0	0	0.0	0	0	1	1	0	0	0	9
2000	Patriots	15/0	8	3	5	0	0	0	0	0.0	0	0	0	1	1	0	0	16
Totals-2 years		31/1	25	14	11	0	0	0	0	0.0	0	0	1	2	1	0	0	25





# TERRY GLENN

## WIDE RECEIVER



**5-11** ★ **193<sup>lbs</sup>** ★ **ACQ: D1-96 (7TH)**  
**YEARS NFL/PATRIOTS: 6/6**  
**CAREER GP/GS: 64/63 (5/5)**  
**OHIO STATE** ★ **HISTORY**  
**DOB 7/23/74** ★ **COLUMBUS, OH**

## PRO BOWLS



## Career Transactions

Terry Glenn was drafted in the first round (7th overall) of the 1996 NFL draft ... He was the second wide receiver selected in the draft after Keyshawn Johnson (1st overall) ... Signed with the Patriots on July 12, 1996 ... Placed on injured reserve with a broken ankle on Dec. 18, 1998 ... Extended his contract with the Patriots through 2007 (11/8/00).

## Career Highlights

- ★ **Career GP/GS: 64/63 (5/5)**
- ★ Glenn started all 16 games with the Patriots last season and led the team with 963 yards receiving and six touchdowns, while catching 79 passes.
- ★ Enters the 2001 season ranked fourth on the Patriots all-time receiving list with 315 catches and sixth with 4,465 yards.
- ★ In 2000, Glenn (79 catches) and Troy Brown (83) became the first pair of wide receivers in franchise history to each catch at least 70 passes in one season.
- ★ Recorded his 12th career 100-yard receiving game with 129 yards (vs. Cincinnati, 11/19/00) and enters the season tied with Irving Fryar for second on the Patriots all-time list.
- ★ Glenn established new franchise receiving records at Cleveland (10/3/99) when he caught 13 passes for 214 yards. He became the first Patriot to ever eclipse the 200-yard receiving plateau.
- ★ Earned his second Patriots Miller Lite Player of the Game honors at Pittsburgh (12/6/98) when he exploded for nine receptions for a franchise record 193 yards, including a career-long 86-yard touchdown from Drew Bledsoe.
- ★ Glenn missed the season opener of his rookie campaign, but still established an NFL rookie reception record with 90 catches in 1996.

### GLENN'S BLUEPRINTS

- ★ Terry has been one of the Patriots leading donors over the past two years to their Thanksgiving Adopt-a-Family program with Morgan Memorial/Goodwill Industries.
- ★ As a youngster, one of Terry's first jobs was to sell sodas at Ohio State games.
- ★ Despite scholarship offers from other schools, the Columbus native elected to stay home and walk-on at Ohio State.

- ★ His 90 receptions rank second among the Patriots all-time single-season reception leaders. Only Ben Coates caught more passes in a single season (96).
- ★ Earned *Sports Illustrated* Rookie of the Year honors.
- ★ Earned Miller Lite Player of the Game and Staples Star of the Game honors when he caught seven passes for 163 yards, including a long of 50 yards, vs. Green Bay (10/27/97).

★ Glenn set postseason career-highs with five receptions for 96 yards in the divisional playoff game at Pittsburgh (1/3/98) before leaving the game with a broken clavicle.

★ He has had a tremendous impact on the Patriots. In his first four seasons, the Patriots are 35-29 (.547) during the regular season when he plays and only 8-8 (.500) when he doesn't.

## Seasonal Reviews

**2000 (16/16):** Started all 16 games at wide receiver and led the team with 963 yard receiving and six touchdowns on 79 catches ... Ranked 10th in AFC in both receptions (79) and receiving yards (963) ... Led the team in receptions nine

times and in receiving yards eight times during the 2000 season ... Set single-season highs with 11 catches for 129 yards against Cincinnati (11/19) ... Picked up 57 first downs (1 rushing) ... Finished season with four carries for 39 yards. **Tampa Bay (9/3):** Caught four passes for 56 yards, including a 39-yard touchdown pass in fourth quarter which cut the Buccaneers lead to 21-16 ... It was the second touchdown he scored on opening day (25-yard reception, vs. S.D., 8/31/97). **N.Y. Jets (9/11):** Led the team with 81 yards receiving and was tied for the lead with six catches. **Minnesota (9/17):** Caught a game-high eight passes for 69 yards, including a, 8-yard touchdown. **Miami (9/24):** Accumulated a game-high



five catches and 65 yards ... Caught a 28-yard pass from Drew Bledsoe on fourth-and-one, sustaining the final drive late in the fourth quarter. **Denver (10/1):** Caught a 9-yard touchdown pass from Bledsoe, as the Patriots offense exploded for their first 300-yard performance of the season (314 yards). **Indianapolis (10/8):** Recorded his second touchdown catch in as many weeks with a beautiful tip-toe grab along the back of the end zone ... Helped the Patriots offense generate their second 300-yard performance in a row. **Indianapolis (10/22):** Recorded 18-yard catch that set up Adam Vinatieri's 28-yard field goal extending Patriots lead to 16-7. **Buffalo (11/5):** Became just sixth Patriot receiver to accumulate 4,000 receiving yards on an 11-yard pass from John Friesz in the fourth quarter. **Cincinnati (11/19):** Achieved the second-highest reception total of his career, with 11 catches for 129 yards in 16-13 win ... His 11 catches was tied for the fourth highest single-game total in franchise history (He owns the record with 13 catches) ... Notched his fifth-best receiving yardage output of his career (129 yards) ... Made dazzling 34-yard diving catch to set up Vinatieri's 38-yard field goal in the second quarter ... Recorded two catches for 31 yards and drew a pass interference penalty in the end zone with :35 remaining in the game, setting up Vinatieri's 22-yard game-winning field goal. **Detroit (11/23):** Collected two catches for 25 yards on Patriots opening drive of game, including a sensational diving grab along sideline for 21 yards, setting up a field goal ... Led the team with five catches and 76 yards receiving. **Kansas City (12/4):** Busted out for a career-long 35-yard run in the Patriots 30-24 victory over the Chiefs. **Chicago (12/10):** Named Patriots Miller Lite Player of the Game after he caught five passes for 63 yards, including a 12-yard touchdown ... Shared team high for receptions (5) with Troy Brown and also led the team in receiving yards (63) ... Caught three passes for 35 yards on drive culminating in his touchdown catch. **Buffalo (12/17):** Led the team with six catches and 70 yards receiving, including a 16-yard reception in overtime. **Miami (12/24):** Caught diving 16-yard touchdown pass with

## TWO OF A KIND

Patriot wide receivers Terry Glenn (79 catches) and Troy Brown (83) became the first pair of Patriot wide receivers in franchise history to each catch at least 70 passes in one season. Brown ranked fifth in Patriots single-season history and Glenn is seventh (see below).

It is just the third time in the 41-year history of the Patriots that two players have caught more than 70 passes in one season. The last time was in 1994 when tight end Ben Coates had 96 catches and wide receiver Michael Timpson recorded 74.

#	Name	No	Yds	Avg	TD	Year
1.	Ben Coates	96	1,174	12.2	7	1994
2.	<b>Terry Glenn</b>	<b>90</b>	<b>1,132</b>	<b>12.6</b>	<b>6</b>	<b>1996</b>
3.	Steve Morgan	84	1,491	17.8	10	1986
4.	Ben Coates	84	915	10.9	6	1995
5.	<b>Troy Brown</b>	<b>83</b>	<b>944</b>	<b>11.4</b>	<b>4</b>	<b>2000</b>
6.	Marv Cook	82	808	9.9	3	1991
7.	<b>Terry Glenn</b>	<b>79</b>	<b>963</b>	<b>12.2</b>	<b>6</b>	<b>2000</b>
8.	Tony Collins	77	684	8.9	5	1986
9.	Michael Timpson	74	941	12.7	3	1994
10.	<b>Terry Glenn</b>	<b>69</b>	<b>1,147</b>	<b>16.6</b>	<b>4</b>	<b>1999</b>

three seconds remaining in the first half ... Part of receiving corps that helped Bledsoe achieve his first 300-yard passing game of the season (311 yards) ... Ran end-around for 4-yard gain.

**1999 (14/13):** Avoided injury for the first full season of his career ... Missed one game due to the flu and one game due to a suspension ... Despite missing two games, he still recorded a career-high with 1,147 receiving yards, the third best total in franchise history ... His 69 receptions led the team and his four touchdown receptions ranked second ... Selected as a Pro Bowl alternate and made his first career Pro Bowl appearance when he replaced Tim Brown, who was sidelined by injury ... Set franchise records with 13 receptions for 214 yards at Cleveland (10/3) ... Averaged 7.4 receptions for over 127 yards per game through the first five games of the season, but did not have a reception in a loss vs. Miami (10/17) ... It was just the third time in his career that he played in a game and did not have a reception ... Led the team in receptions in nine of his 14 games ... Led the team in receiving yards in eight games ... Eclipsed the 100-yard receiving plateau four times, including the 214-yard game. **N.Y. Jets (9/12):** Led the team with seven receptions for 113 yards, including a 45-yard reception against the Jets ... Two of his receptions came on the Patriots game-winning scoring drive late in the game, which gave the Patriots a 30-28 victory over the Jets. **Indianapolis (9/19):** Named offensive co-captain for the game ... Led the team with seven receptions for the second consecutive week ... Finished the game with 122 yards receiving ... The Patriots are 7-1 in games he has over 100 yards receiving ... Helped the Patriots score 24 unanswered

## ALL-TIME PATRIOTS RECEIVERS

Player	No	Yards	Avg	Lg	TD
1. Stanley Morgan	534	10,352	19.4	76t	67
2. Ben Coates	490	5,471	11.2	84t	50
3. Irving Fryar	363	5,726	15.8	80t	38
4. <b>TERRY GLENN</b>	<b>315</b>	<b>4,465</b>	<b>14.2</b>	<b>86t</b>	<b>21</b>
5. Gino Cappelletti	292	4,589	15.7	63t	42
6. Jim Colclough	283	5,001	17.7	78t	39
7. Tony Collins	261	2,356	9.0	49	12
8. <b>Troy Brown</b>	<b>220</b>	<b>2,771</b>	<b>12.6</b>	<b>67</b>	<b>12</b>
9. Vincent Brisby	217	3,142	14.5	72	14
10. Sam Cunningham	210	1,905	9.1	41	6
Marv Cook	210	1,843	8.8	49	11




points to claim another dramatic come-from-behind victory for the second consecutive week, winning 31-28 on an Adam Vinatieri field goal. **N.Y. Giants (9/26):** Led the team for the third consecutive week with five receptions for 95 yards, including a spectacular diving catch for a 45-yard gain against the Giants ... Had a critical 18-yard reception on 3rd-and-11 to keep a fourth quarter drive alive, which resulted in the game-winning 41-yard field goal and a 16-14 victory.

**Cleveland (10/3):** Earned Miller Lite Player of the Game and AFC Offensive Player of the Week honors after recording franchise records with 13 receptions and 214 yards ... Broke Ben Coates' franchise record (12 receptions) with his 13th reception, a 54-yard touchdown with 3:35 remaining in the third quarter ... The 54-yard completion from Drew Bledsoe was his first touchdown of the season ... He broke his own franchise record of 193 yards receiving (at Pittsburgh on 12/6/98) on that play ... He established a new career-high by halftime, with 11 receptions for 145 yards ... His 214 yards was the most by an NFL receiver since Isaac Bruce gained 233 yards on Nov. 2, 1997 ... It was his first 200-yard game and the 10th time to eclipse the 100-yard plateau. **Kansas City**

**(10/10):** Gave the Patriots a 7-3 lead with a 49-yard touchdown reception in the first quarter against the Chiefs, one of five receptions for 92 yards. **Miami (10/17):** Did not have a reception against the Dolphins ... It was just the third time of his career that he did not have a reception in a game. **Denver (10/24):** Fielded a 67-yard reception, his longest since Dec. 6, 1998 when he recorded an 86-yard reception against Pittsburgh ... It was the 207th reception of his Patriots career, which tied Russ Francis for ninth place among the franchise's all-time leading receivers ... The 67-yard reception put the Patriots at the 1-yard line and resulted in a Terry Allen touchdown run to give the Patriots a 17-10 lead in the game ... Moved ahead of Francis with his next reception, a 13-yarder, to finish the game with a pair of receptions for 80 yards in a 24-23 victory. **Arizona (10/31):** Had four receptions for 63 yards, including a fourth quarter 36-yard touchdown to cap the scoring on a 27-3 victory over the Cardinals ... On his second reception, a 13-yard pass, he moved ahead of Art Graham (3,107 yards) into eighth place on the Patriots all-time receiving list ... On his third reception, he moved ahead of Sam Cunningham and Marv Cook (210 receptions) into seventh place in franchise history with 211 career receptions. **Buffalo (11/28):** Did not play in the first quarter of the game, but still shared team-high receiving honors for the fourth consecutive game with three receptions for 69 yards,

including a 45-yard touchdown, his fourth of the season ... It was the Patriots only score of the game. **Indianapolis (12/12):** Earned Miller Lite Player of the Game honors for his performance against the Colts ... It was his second honor of the season and the seventh of his career ... Recorded a game-high 148 yards receiving on nine receptions (16.4) ... His nine receptions tied the second highest total for his career (12/6/98 vs. Pittsburgh) ... His 148 yards receiving marked his fourth 100-yard game of the season and the 11th 100-yard game of his career ... Hauled in a 52-yard pass from Bledsoe in the third quarter, his third 50+ yard reception of the season and the eighth completion of more than 40 yards. **Buffalo (12/26):** Missed the game due to illness. **Pro Bowl:** Appeared in his first career Pro Bowl as an alternate, replacing Tim Brown due to an injury.

**1998 (10/9, 0/0):** Glenn started nine of 10 games and led the team with 792 receiving yards and ranked second only to Ben Coates (67) with 50 receptions



... Established a franchise record at Pittsburgh (12/6) when he exploded for 193 yards receiving (9 receptions), his fourth 100-yard game of the season ... It was the fourth-highest single-game performance in the NFL in 1998 ... Led the team in receptions in five of his nine starts, including each of the first three games to start the season ... Pulled a hamstring vs. the Jets (10/19) and missed the next four games ... Returned, but broke his ankle in the 15th week at St. Louis (12/13) and was placed on the injured reserve list (12/18) for the remainder of the season ... Opened the season with five receptions for 71 yards at Denver (9/7) ... Earned Patriots Miller Lite Player of the Game honors for his 102-yard effort and a touchdown on just four receptions (25.5 avg.) vs. Tennessee (9/20), including a 51-yard touchdown pass from Bledsoe ... The following week, he topped the century mark again with 105 yards on four catches (26.3 avg.) in a 30-27 victory in New Orleans (10/4) ... Had a game-high seven receptions for 78 yards in a 40-10 pasting of the Chiefs (10/11) ... Pulled a hamstring the following week vs. New York and missed the next four games ... Returned to action vs. Miami (11/23) and picked up right where he left off, with seven receptions for 66 yards in a 26-23 victory ... Recorded his third 100-yard game of the season, the sixth of his career, the following week vs. Buffalo (11/29) when he grabbed eight passes for 104 yards ... Earned his second Patriots Miller Lite Player of the Game honors at Pittsburgh (12/6) when he exploded for nine receptions for 193 yards, including a career-long 86-yard touchdown pass from Bledsoe ... The touchdown pass was the longest of Bledsoe's career and the fourth-longest in franchise history ... The last time two Patriots connected for a longer pass was when Tony Eason and Craig James teamed up

## ROOKIE RECEPTIONS

Terry Glenn missed the 1996 season opener, yet still broke a 16-year NFL rookie reception record of 83. The record was set by San Francisco FB/TE Earl Cooper. Glenn's eight receptions in the season finale at the New York Giants gave him 90 for the year. The NFL's all-time rookie reception leaders are listed below:

No	Player (Pos), Team	Year
90	<b>Terry Glenn (WR), New England</b>	<b>1996</b>
83	Earl Cooper (FB), San Francisco	1980
81	Keith Jackson (TE), Philadelphia	1988
75	Terry Kirby (RB), Miami	1993
72	Gary Clark (WR), Washington	1985
72	Bill Groman (WR), Houston	1960

## 1000-YARD ROOKIE RECEIVING SEASONS

Terry Glenn became just the 11th rookie receiver in NFL history to eclipse the 1,000-yard plateau. Former college teammate Joey Galloway was the 10th to qualify (in 1995). Glenn's 124 yards receiving in the 1996 regular season finale moved him ahead of Bill Brooks and into third place on the rookie receiving list. The NFL's 1,000-yard rookie receivers are listed below:

Year	Player, Team	No	Yds	Avg	Lg	TD
1960	Bill Groman, Houston	72	1472	20.5	92	12
1952	Bill Howton, Green Bay	53	1231	23.2	90	13
1996	<b>Terry Glenn, New England</b>	<b>90</b>	<b>1132</b>	<b>12.6</b>	<b>37t</b>	<b>6</b>
1986	Bill Brooks, Indianapolis	65	1131	17.4	84	8
1954	Harlon Hill, Chicago	45	1124	25.0	76	12
1961	Mike Ditka, Chicago	56	1076	19.2	76	12
1986	Ernest Givins, Houston	61	1062	17.4	60	3
1995	Joey Galloway, Seattle	67	1039	15.5	59t	7
1981	Cris Collinsworth, Cincy	67	1009	15.1	74	8
1965	Bob Hayes, Dallas	46	1003	21.8	82	12

for a 90-yard pass on Sept. 15, 1985, more than 13 years earlier ... His season ended the following week at St. Louis (12/13) ... After catching a pass and turning up field, a defender tackled Glenn from behind and rolled up on his ankle, causing a compound fracture ... He was placed on injured reserve on Dec. 18 and missed the remainder of the 1998 season.

**1997 (9/9, 2/2):** Despite starting nine games for the Patriots, Glenn participated in less than half of the Patriots offensive plays in 1997 due to an injury-plagued season ... Caught passes in just seven games, yet finished the season with 27 catches for 431 yards (16.0 avg.) and two touchdowns ... Opened the season with three catches for 74 yards in the first half vs. San Diego (8/31), but he suffered a twisted ankle at the end of a 40-yard reception when he was tackled by Charger CB Mark Montreuil ... The injury sidelined him for the next series ... He returned to catch a 25-yard touchdown pass, but was once again forced to the sidelines after aggravating the injury ... He missed the next two games due to the ankle sprain ... Returned to the starting lineup vs. Chicago (9/21), but did not play after the first series and did not make a reception ... Caught two passes the following week at Denver (10/6) ... Lost his first career fumble after a 19-yard reception on the first series of the game ... Earned Miller Lite Player of the Game and Staples Star of the Game honors when he caught seven passes for a career-high 163 yards, including a career-long 50-yard reception, vs. Green Bay (10/27) ... Added a 49-yard reception as well ... His 163 yards vs. Green Bay was just 1 yard shy of his season total (164) through the first seven games ... His 163 yards receiving was the fifth-highest single-game total in franchise history ... It was the first 100-yard game of the season and just the third of his



career ... The following week at Minnesota (11/2), he was forced from the game after being poked in the eye ... Missed nearly half the game, but returned in the fourth quarter with an eye shield over his facemask ... Finished the game with five catches for 45 yards and a touchdown ... Caught three passes for 59 yards, including a 40-yarder, at Buffalo (11/9) before leaving the game with a hamstring injury ... Missed the next five games due to the hamstring injury ... Returned to the starting lineup at Miami (12/22) in the season finale, but re-aggravated the injury early in the game and did not return ... Started the following week and led the team with four catches for 57 yards in a playoff victory over the Dolphins (12/28) ... Caught five passes for 96 yards in the divisional playoff game at Pittsburgh (1/3), but left the game with a broken collarbone, ending an injury-plagued season.

**1996 (15/15, 3/3):** Glenn missed the opening game of the 1996 season recovering from a hamstring injury which sidelined him for the entire preseason, yet started each of the remaining 18 games for the Patriots, including each of the three playoff games ... Despite missing the season opener, he still recorded a team-leading 90 receptions, which broke a 16-year NFL rookie receiving record of 83, set by San Francisco's Earl Cooper in 1980 ... Completed his rookie season with 90 receptions for 1,132 yards (12.6 avg.) and six touchdowns, one of which was for a season-long of 37 yards ... His 90 receptions ranked second only to Carl Pickens' 100 catches in the AFC and ranked seventh overall ... His 1,132 yards ranked fifth in the AFC and 11th overall ... He finished as the runner-up for the Associated Press Rookie of the Year honors, which was awarded to his former college teammate Eddie George (Houston Oilers) ... Selected Rookie of the Year by *Sports Illustrated* and AFC Rookie of the Year by UPI ... One of three Patriots selected by Gordon Forbes for the *USA Today* All-Pro Team, joining tight end Ben Coates and linebacker Ted Johnson ... Garnered first-team All-AFC honors from UPI and was a second alternate for the AFC in the 1997 Pro Bowl ... He was a consensus All-Rookie Team selection by publications nationwide ... Strained a hamstring muscle two days before the first preseason game (7/31) and missed the next five weeks rehabilitating, including the season opener at Miami (9/1) ... Made his NFL debut in the second game of the season at Buffalo (9/8) and finished with a team-high six catches for 76 yards and a touchdown to earn Patriots Miller Lite Player of the Game and Staples Star of the Game honors ... His first career reception came on a 9-yard pass from Bledsoe in the second quarter ... His first career touchdown reception was made on a diving effort at the 1-yard line, which he then took into the end zone for a 37-yard touchdown ... It was also his longest

## SINGLE-GAME CAREER HIGHS

### EIGHT OR MORE RECEPTIONS

Date	Opponent	G	No	Yds	Avg	Lg	TD	W/L	Score
10/3/99	at Cleveland	S	13	214	16.5	54t	1	W	19-07
11/19/00	Cincinnati	S	11	129	11.7	34	0	W	16-13
11/3/96	Miami	S	10	112	11.2	20	0	W	42-23
12/12/99at	Indianapolis	S	9	148	16.4	52	0	L	15-20
12/6/98	at Pittsburgh	S	9	193	21.4	86	1	W	23-09
12/21/96at	N.Y. Giants	S	8	124	15.5	31	1	W	23-22
12/15/96at	Dallas	S	8	83	10.4	29	0	L	06-12
11/29/98	Buffalo	S	8	104	13.0	33	0	W	25-21
9/17/00	Minnesota	S	8	69	8.6	17	1	L	13-21

### 100-YARD RECEIVING GAMES

Date	Opponent	G	No	Yds	Avg	Lg	TD	W/L	Score
10/3/99	at Cleveland	S	13	214	16.5	54t	1	W	19-07
12/6/98	at Pittsburgh	S	9	193	21.4	86	1	W	23-09
10/27/97	Green Bay	S	7	163	23.3	50	0	L	10-28
12/12/99at	Indianapolis	S	9	148	16.4	52	0	L	15-20
11/19/00	Cincinnati	S	11	129	11.7	34	0	W	16-13
12/21/96at	N.Y. Giants	S	8	124	15.5	31	1	W	23-22
9/19/99	Indianapolis	S	7	122	17.4	31	0	W	31-28
9/12/99	at N.Y. Jets	S	7	113	16.1	45	0	W	30-28
11/3/96	Miami	S	10	112	11.2	20	0	W	42-23
10/4/98	at New Orleans	S	4	105	26.3	43	0	W	30-27
11/29/98	Buffalo	S	8	104	13.0	33	0	W	25-21
9/20/98	Tennessee	S	4	102	25.5	51	1	W	27-16

### HIGHEST AVERAGE PER RECEPTION

Date	Opponent	G	No	Yds	Avg	Lg	TD	W/L	Score
10/24/99	Denver	S	2	80	40.0	67	0	W	24-23
10/4/98	at New Orleans	S	4	105	26.3	43	0	W	30-27
9/20/98	Tennessee	S	4	102	25.5	51	1	W	27-16
8/31/97	San Diego	S	3	74	24.7	40	1	W	41-07
10/27/97	Green Bay	S	7	163	23.3	50	0	L	10-28
11/28/99at	Buffalo	p	3	69	23.0	45t	1	L	06-17
1/5/97	Pittsburgh	S	3	69	23.0	53	0	W	28-03
10/15/00	N.Y. Jets	S	2	45	22.5	29	0	L	17-34
12/6/98	at Pittsburgh	S	9	193	21.4	86	1	W	23-09

reception of the season ... He led the team in receptions and receiving yardage in nine of 15 games during the regular season ... He eclipsed the 100-yard plateau twice; once vs. Miami (11/3) and then again in the season finale at the Giants (12/21) ... Caught five passes for a game-high 66 yards in a 31-0 shutout victory over Arizona (9/15), including a 23-yard reception on a flea-flicker, which set up a 1-yard touchdown run by Curtis Martin ... Led the team with six receptions (tied) for 89 yards in a 28-25 overtime victory vs. Jacksonville (9/22) ... Caught a 32-yard pass to set up the game-winning field goal in overtime ... Led the team with seven receptions for 84 yards vs. Washington (10/13), including a long of 33 yards, which he advanced to the 2-yard line to set up a Martin touchdown late in the fourth quarter ... Caught his second touchdown pass of the season with an 8-yard connection from Bledsoe at Indianapolis (10/20) ... Registered a season-high with 10 receptions for 112 yards vs. Miami (11/3), including a 15-yard reception with :24 remaining in the first half which led to a Martin 1-yard touchdown run to tie the game at 14 in a 42-23 victory ... Caught his third touchdown of the season on a 26-yard strike from Bledsoe and gained 26 yards on a reverse which



## HONORS & AWARDS

### 2000 Honors

- Patriots Miller Lite Player of the Game - Wk 14

### 1999 Honors

- 2000 AFC Pro Bowl selection
- AFC Offensive Player of the Week - Wk 4
- Patriots Miller Lite Player of the Game - Wk 4 & 14

### 1998 Honors

- Patriots Miller Lite Player of the Game - Wk 3 & 14

### 1997 Honors

- Patriots Miller Lite Player of the Game - Wk 9
- Staples Star of the Game - Wk 9

### 1996 Honors

- *Sports Illustrated* Rookie of the Year
- UPI AFC Rookie of the Year
- Associated Press Rookie of the Year Runner-Up (to Eddie George)
- AFC Pro Bowl Second Alternate
- UPI All-AFC First Team
- *USA Today* All-Pro Team
- *College & Pro Football News* weekly All-Rookie Team
- *Football News* All-Rookie Team
- Patriots Miller Lite Player of the Game - Wk 2 & 17
- Staples Star of the Game - Wk 2 & 14

led to another Martin 1-yard touchdown in a 31-27 victory over the Jets (11/10) ... Suffered a concussion vs. Denver (11/17) and was forced to leave the game after catching just two passes for 22 yards ... Recorded another game-high with seven catches for 82 yards and a touchdown vs. Indianapolis (11/24) ... Earned Staples Star of the Game honors at San Diego (12/1) after grabbing five receptions for 53 yards, including an 8-yard touchdown ... Grabbed another team-high seven receptions for 66 yards vs. the Jets (12/8) ... Had a game-high eight catches for 83 yards at Dallas (12/15) ... Earned Miller Lite Player of the Game honors after setting an NFL rookie reception record with his 90th catch in the season finale at the Giants (12/21) ... Closed out the regular season with a game-high eight catches for a season-high 124 yards (15.5 avg.) and a touchdown ... His 90 receptions rank second on the Patriots single-season reception list, trailing Ben Coates' 96 in 1994 ... Led the team with 12 receptions for 164 yards (13.7 avg.) in the postseason ... Blew past All-Pro cornerback Rod Woodson on the first play of the game and caught a career-long 53-yard pass from Bledsoe to set up a 2-yard touchdown run by Martin in the divisional playoff game vs. Pittsburgh (1/5/97) ... Caught a team-high five receptions for 33 yards in the AFC Championship Game vs. Jacksonville (1/12/97) ... Closed out his sensational rookie campaign with four receptions for 62 yards in Super Bowl XXXI vs. Green Bay (1/26/97).

## College

As a sophomore in 1994, Glenn played behind two of the top college receivers in the nation; Joey Galloway (Seattle) and Chris Sanders (Houston), who were each drafted in the 1995 NFL draft ... In 1995, the junior wide out returned to accept the starting assignment and quickly established himself as one of the greatest Buckeye receivers of all-time. **1995 (Junior):** Received the Fred Biletnikoff Award, given annually to the nation's top wide receiver ... Selected first-team All-American by Associated Press, Football Writers Association, Walter Camp and *Football News* ... Was a unanimous All-Big Ten receiver following his record-breaking performance ... Set single-season reception records for Ohio State with 1,411 yards and 17 touchdowns, breaking the previous records of 1,127 yards and 11 touchdowns set by Cris Carter (Vikings) in 1986 and the 11 touchdowns by Galloway in 1993 ... Glenn's 64 receptions ranks second in Buckeye history behind Carter's 69 receptions in 1986 ... His 22.0 yard average per catch is the highest for any player with more than 20 receptions in a season ... He added 33 yards on four carries (8.3 avg.) and 158 yards on eight kickoff returns (19.8 avg.) ... He started 12 of 13 games for the Buckeyes, missing the Minnesota (11/4) contest due to a shoulder separation ... Also missed the second half of the Iowa (10/28) game due to a stomach virus ... Set a single-game school record at Pittsburgh (9/23) when he caught nine passes for 253 yards (28.1 avg.) and four touchdowns ... He also had 17 yards rushing, 16 yards in punt returns and 29 yards on a kickoff return for a total of 315 all-purpose yards in a 54-14 trouncing of Pittsburgh. **1994 (Sophomore):** Played in 10 games as a reserve flanker and totaled seven receptions for 110 yards (15.7 avg.). **1993 (Freshman):** Saw limited action in 10 games playing behind Sanders at flanker ... Missed the final two games of the season due to a knee injury ... Finished the year with eight catches for 156 yards (19.5 avg.) and returned 10 kickoffs for 241 yards (24.1 avg.). **1992 (Redshirt):** Joined the team as a walk-on and red-shirted as a freshman ... Earned a scholarship in spring drills the following season.

## Personal

Terry Glenn was born on July 23, 1974 in Columbus, Ohio ... As a teenager, he was raised by Charles and Mary Henley of Columbus, Ohio - his legal guardians ... The Henleys' son, June, was drafted by the Kansas City Chiefs in the 1996 NFL draft ... Glenn attended Brookhaven High in Columbus, where he lettered in football and basketball ... As team co-captain on the football team, he led Brookhaven to an 11-2 record and a chance to compete in the state playoffs as a senior ... He finished the year with 416 yards and four touchdowns on just 14 receptions (29.7 avg.) ... Handled the team's kick return responsibilities and earned second-team all-district honors ... Majored in history at Ohio State ... Terry, has a son, Terry, Jr.



## TERRY GLENN

<b>Pos:</b> WR	<b>Ht:</b> 5-11	<b>Wt:</b> 193	<b>Year:</b> 6th	<b>Acq:</b> D1-96 (7th)	<b>College:</b> Ohio State	<b>Born:</b> 7/23/74
----------------	-----------------	----------------	------------------	-------------------------	----------------------------	----------------------

Regular Season		Receiving						Rushing				Fumbles Misc			Postseason Receiving					
Year	Team	G/S	No	Yds	Avg	Lg	TD	No	Yds	Lg	TD	No	Lost	TkIs	G/S	No	Yds	Avg	Lg	TD
1996	Patriots	15/15	90	1132	12.6	37t	6	5	42	26	0	1	0	3	3/3	12	164	13.7	53	0
1997	Patriots	9/9	27	431	16.0	50	2	0	0	0	0	1	1	0	2/2	9	153	17.0	39	0
1998	Patriots	10/9	50	792	15.8	86t	3	2	-1	7	0	0	0	1	0/0	Injured Reserve				
1999	Patriots	14/13	69	1147	16.6	67	4	0	0	0	0	2	2	4	--	-	-	-	-	-
2000	Patriots	16/16	79	963	12.2	39t	6	4	39	35	0	0	0	2	--	-	-	-	-	-
Totals- 5 years		64/62	315	4465	14.2	86t	21	11	80	35	0	4	3	10	5/5	21	317	15.1	53	0

Additional Statistics: Forced Fumbles - 1996 (1); Fumbles Out of Bounds - 1996 (1); Fumbles Recovered – 1999 (1).

## GLENN'S CAREER GAME-BY-GAME

1996	Opponent	S/P	No	Yds	Avg	Lg	TD	W/L	Score											
09/01	at Miami			inactive				L	10-24		11/01	at Indianapolis		inactive		W	21-16			
09/08	at Buffalo	\$	6	76	12.7	371	1	L	10-17		11/08	Atlanta		inactive		L	10-41			
09/15	Arizona	\$	5	66	13.2	23	0	W	31-0		11/15	at Buffalo		inactive		L	10-13			
09/22	Jacksonville	\$	6	89	14.8	32	0	W	28-25		11/23	Miami	p 7	66	9.4	21	0	W	26-23	
10/06	at Baltimore	\$	6	88	14.7	28	0	W	46-38		11/29	Buffalo	\$	8	104	13.0	33	0	W	25-21
10/13	Washington	\$	7	84	12	33	0	L	22-27		12/06	at Pittsburgh	\$	9	193	21.4	86	1	W	23-9
10/20	at Indianapolis	\$	3	29	9.7	14	1	W	27-9		12/13	at St. Louis	\$	1	14	14.0	14	0	L	18-32
10/27	Buffalo	\$	4	65	16.3	28	0	W	28-25		12/20	San Francisco						W	24-21	
11/03	Miami	\$	10	112	11.2	20	0	W	42-23		12/27	at New York Jets						L	10-31	
11/10	at New York Jets	\$	6	83	13.8	28	1	W	31-27		1998 Totals	10/9	50	792	15.8	86	3	9-7		
11/17	Denver	\$	2	22	11	12	0	L	8-34		01/03	at Jacksonville						L	10-25	
11/24	Indianapolis	\$	7	82	11.7	19	1	W	27-13		1999	Opponent	S/P	No	Yds	Avg	Lg	TD	W/L	Score
12/01	at San Diego	\$	5	63	12.6	25	1	W	45-7		09/12	at New York Jets	S	7	113	16.1	45	0	W	30-28
12/08	New York Jets	\$	7	66	9.4	25	0	W	34-10		09/19	Indianapolis	S	7	122	17.4	31	0	W	31-28
12/15	at Dallas	\$	8	83	10.4	29	0	L	6-12		09/26	N.Y. Giants	\$	5	95	19.0	45	0	W	16-14
12/21	at N.Y. Giants	\$	8	124	15.5	31	1	W	23-22		10/03	at Cleveland	S	13	214	16.5	54	1	W	19-7
1996 Totals	15/15	901132	12.6	371	6	11-5					10/10	at Kansas City	S	5	92	18.4	49	1	L	14-16
01/05	Pittsburgh	\$	3	69	23	53	0	W	28-3		10/17	Miami	\$	-	-	-	-	L	30-31	
01/12	Jacksonville	\$	5	33	6.6	11	0	W	20-6		10/24	Denver	\$	2	80	40.0	67	0	W	24-23
01/26	Green Bay	\$	4	62	15.5	44	0	L	21-35		10/31	at Arizona	\$	4	63	15.8	36	1	W	27-3
1996 Playoffs	3/3	12	164	13.7	53	0	2-1				11/15	New York Jets	S	4	58	14.5	26	0	L	17-24
1997	Opponent	S/P	No	Yds	Avg	Lg	TD	W/L	Score		11/21	at Miami	\$	3	39	13.0	17	0	L	17-27
08/31	San Diego	\$	3	74	24.7	40	1	W	41-7		11/28	at Buffalo	p	3	69	23.0	45	1	L	7-17
09/07	at Indianapolis			inactive				W	31-6		12/05	Dallas	\$	3	27	9.0	11	0	W	13-6
09/14	New York Jets*			did not play				W	27-24		12/12	at Indianapolis	\$	9	148	16.4	52	0	L	15-20
09/21	Chicago	\$	-	-	-	-	-	W	31-3		12/19	at Philadelphia	\$	4	27	6.8	23	0	L	9-24
10/06	at Denver	\$	2	27	13.5	19	0	L	13-34		12/26	Buffalo			inactive			ot	10-13	
10/12	Buffalo	\$	4	50	12.5	22	0	W	33-6											





## REGGIE GRIMES

### DEFENSIVE END

**6-4 ★ 290<sup>lbs</sup> ★ ACQ: FA-00**  
**YEARS NFL/PATRIOTS: 2/2**  
**CAREER GP/GS: 8/0 (0/0)**  
**ALABAMA ★ HUMAN PERFORMANCE**  
**DOB 11/7/76 ★ NASHVILLE, TN**



### Career Transactions

Reggie Grimes was signed by the New England Patriots as a rookie free agent on April 19, 2000.

### Career Highlights

★ Career GP/GS: 8/0 (0/0)

### Seasonal Reviews

**2000 (8/0):** Grimes played in eight games at both defensive end and on special teams for the Patriots ... Did not record any defensive or special teams tackles ... Listed among the Patriots inactives seven times during the season and was active, but did not play vs. New York Jets (10/15). **Tampa Bay (9/3):** Made his NFL debut against the Buccaneers and performed at both defensive end and on special teams. **Cincinnati (11/19):** Participated on special teams as the Patriots held the Bengals to only 10 yards on two punt returns.

### College

Grimes was a four-year letterman at Alabama

(1996-99) ... Credited with 74 tackles, 20 behind the line of scrimmage and nine sacks during his career ... Also snared one interception, which he returned 38 yards for a touchdown and seven pass deflections ...

Totalled 27 tackles, seven behind the line of scrimmage and five sacks for the 1999 SEC Champion Crimson Tide ... Returned an interception 38 yards for a touchdown against Florida in the SEC championship game.

### Personal

Reginald Dewayne Grimes was born the son of Barbara and Nathaniel Grimes in Nashville, Tenn. on Nov. 7, 1976 ... Named all-metro MVP, all-region MVP, and first-team all-state while playing fullback for Hunters Lane (Tenn.) High ... Rushed for 1,388 yards and 23 touchdowns his senior season ... Finished sixth in the state high school track meet in the discus ... Reggie and his wife, Mikeala, were wed in June of 2001.

### GRIMES' BLUEPRINTS

- ★ Reggie was one of four Patriots rookie free agents who participated in at least one game during the 2000 season (Shockmain Davis, Chris Eitzmann, Lonnie Paxton).
- ★ Reggie was originally recruited to Alabama as a running back but was moved to the defensive line his freshman year.



## BOBBY HAMILTON

### DEFENSIVE END

**6-5 ★ 280<sup>lbs</sup> ★ ACQ: FA-00**  
**YEARS NFL/PATRIOTS: 7/2**  
**CAREER GP/GS: 70/27 (2/0)**  
**SOUTHERN MISSISSIPPI ★ SPORTS MGMT**  
**DOB 7/1/71 ★ COLUMBIA, MS**



### Career Transactions

Bobby Hamilton signed with the New England Patriots on July 16, 2000 ... Signed a three-year contract extension on Nov. 3, 2000 ... He was originally signed by Seattle as a rookie free agent (4/29/94) ... Placed on injured reserve by Seattle (8/17/94) ... Released from Seattle (8/15/95) ... Signed by the N.Y. Jets as a free agent (7/20/96) ... Released by the Jets (8/26/96) but signed onto their practice squad (8/27/96) ... Activated from the practice squad (9/5/96) ... Re-signed with the Jets (5/5/97) ... Contract expired with the Jets (2/10/00).

### Career Highlights

★ Career GP/GS: 70/27 (2/0)

- ★ Hamilton led all NFL defensive linemen during the 2000 season with 79 tackles (based on league-wide press box statistics).
- ★ Amassed a season-high with 10 tackles against the N.Y. Jets (10/15/00).
- ★ Finished second on the N.Y. Jets with 4.5 sacks in 1996.
- ★ Hamilton established a career-high with 11 tackles (8 solos) against the Houston Oilers (12/1/96).



★Hamilton is a former rookie free agent and World League of American Football alum (Amsterdam Admirals-1996).

## Seasonal Reviews

**2000 (16/16):** Started every game at defensive end and recorded a career high 79 tackles, including 1.5 sacks ... His 79 tackles led all NFL defensive linemen during the 2000 season ... One of just

three defenders to start every game (Tedy Bruschi and Lawyer Milloy) of the season ... Recovered one fumble and batted down five passes.

**Tampa Bay (9/3):** Recorded five tackles including teaming with Andy Katzenmoyer to stop Warrick Dunn for 5-yard loss ... Batted down Shaun King pass on second down forcing third-and-long. **N.Y. Jets (9/11):** Teamed with Henry Thomas to sack Vinny Testaverde for 5-yard loss ...

Defense limited Jets to only 59 yards rushing. **Minnesota (9/17):** Recorded eight tackles, his second-highest total of the 2000 season. **Miami (9/24):** Accumulated six tackles and helped the defense limit the Dolphins to only 242 total yards and 10 points ... It was the lowest yardage output by a Patriots opponent in 2000 ... Added a pressure of Jay Fiedler, which led to an interception and then a Patriots field goal. **N.Y. Jets (10/15):** Finished tied for second on the team with a season-high 10 tackles and added a fumble recovery.

**Buffalo (11/5):** Teamed with Ted Johnson to stop Sammy Morris for 2-yard loss forcing Bills to punt on their opening drive ... Added six tackles. **Cincinnati (11/19):** Provided seven tackles ... Defense limited Bengals Corey Dillon to only 79 yards on 28 carries (2.8 avg) in 16-13 victory. **Kansas City (12/4):** Pressured Elvis Grbac out of pocket and swatted away his pass attempt ... Aided defense that held the Chiefs to only 68 yards rushing in 30-24 victory. **Chicago (12/10):** Registered seven tackles, including a sack of Shane Matthews. **Buffalo (12/17):** Chipped in five tackles for defense that held the Bills to only 10 points in 13-10 overtime victory ... Recorded pass defended when he batted Doug Flutie's pass at line of scrimmage.

**1999 (7/0 - N.Y. Jets):** Hamilton played in seven games with the Jets and recorded 11 defensive tackles ... Also added four special teams stops ... Played in the defensive line rotation and had a season-high three tackles at Buffalo (9/19) ... Recorded one tackle in the Jets 21-13 win at Denver (10/3) ... Tied his season-high with three tackles and pressured quarterback into throwing an interception in 22-21 win at Dallas (12/19).

**1998 (16/0; 2/0 - N.Y. Jets):** Played in all 16 regular season games and in both playoff contests ... Credited with 27 tackles as part of the Jets defensive line

rotation ... Opened season with two tackles at San Francisco (9/6) ... Credited with four tackles in home opener vs. Baltimore (9/13) ... Posted a season-high six tackles at St. Louis (10/11) ... Generated two tackles and pressured Falcons quarterbacks numerous times in 28-3 win vs. Atlanta (10/25) ... Closed out the regular season with two tackles in 31-10 win vs. New England (12/27) ... Registered three tackles in the AFC Championship Game at Denver.

### HAMILTON'S BLUEPRINTS

★Bobby was one of only three Patriot defenders to start every game during the 2000 season (Tedy Bruschi and Lawyer Milloy).

★Bobby played under head coach Bill Belichick and defensive coordinator Romeo Crennel with the N.Y. Jets from 1997-99.

**1997 (16/0 - N.Y. Jets):** Played in all 16 games and recorded 24 tackles (15 solos) including one sack ... Added one forced fumble and three passes defended ... Also played on numerous special teams units ... Opened the season with two tackles as part of goal-line stand in which Seattle did not score after being first and goal on the one-yard-line at Seattle (8/31) ... Spelled injured Hugh Douglas in the second half and had one tackle vs. Buffalo (9/7) ... Rotated at defensive end

and had two tackles versus Oakland (9/21) ... Credited with his first sack of the season, dropping Peyton Manning for a 2-yard loss in 16-12 win at Indianapolis (10/5) ... Contributed two tackles in consecutive weeks vs. Miami (10/12) and vs. New England (10/19) ... Swatted a pass at the line of scrimmage at Chicago (11/16) ... Batted down a crucial pass on third-and-seven in the third quarter vs. Minnesota (11/23) ... Recorded a season-high with four tackles vs. Indianapolis (12/7) ... Credited with three tackles and batted down one pass for a Jets defense that held the Buccaneers offense to 111 total yards (21 net yards passing and 90 rushing) vs. Tampa Bay (12/14).

**1996 (15/11 - N.Y. Jets):** Started 11 games of his 15 games at defensive end and finished second on the team with four-and-a-half sacks ... Contributed 57 defensive tackles (44 solos) ... Added two passes defended, two fumble recoveries and one forced fumble ... Started the season on the team's practice squad but was signed to the active roster after defensive tackle Erik Howard was lost for the season with an injury ... Experienced his first NFL action vs. Indianapolis (9/8) and had two tackles ... Followed his debut, with a four tackle (3 solos) performance at Miami (9/15) ... Started his first professional game at Washington (9/29) and had two tackles ... Started the final 10 games of the season at left defensive end ... Shared the team lead with eight tackles (7 solos), including two sacks and a forced fumble at Jacksonville (10/13) ... Credited with four tackles vs. Buffalo (10/20) ... Also recovered a fumble and advanced the ball seven yards to the opponents nine-yard-line which led to a touchdown on the next play ... Accrued six solo tackles, including one tackle for a loss, and added one special teams tackle at Buffalo (11/24) ... Established a career-high with 11





tackles (8 solos) and added a pass defended vs. Houston (12/1) ... Gathered seven tackles (4 solos), including one sack and two tackles for losses at New England (12/8) ... Recorded four tackles, including the only sack of the game, dropping Dan Marino for a 3-yard loss vs. Miami (12/22).

**1994 (0/0 - Seattle):** Signed with Seattle as a rookie free agent (4/29/94) but he suffered a left knee injury in the team's first preseason game ... He was placed on injured reserve for the remainder of season.

## College

Hamilton was a four-year letterman and two-year starter for Southern Mississippi ... Finished his career with 173 tackles, 18 sacks and 18 tackles for a loss ... Achieved career-highs with 66 tackles and 14 tackles for a loss as a senior ... Also led the team with eight sacks as a senior, two off the school record.

## Personal

Bobby Hamilton was born the son of Billy and Charlene Hamilton on July 1, 1971 in Columbia, Miss. ... Lettered in football, basketball, baseball and track at East Marion High School in his hometown of Columbia, Miss. ... Enjoys playing basketball and cooking in his free time ... Has four brothers (one older and three younger) ... Raised by his mother, Charlene Hamilton, and his grandparents, Savannah and Charlie James, who he remains very close to ... Father, Billy Hamilton, tried out at wide receiver for Denver in the 1960s ... His father was killed in an accident in 1981 when Bobby was 9 years old ... Bobby and his wife, Celeste, are expecting their first child during the 2001 season.

**1996 World League (11/9 - Amsterdam Admirals):** Started nine of the 11 games he played for Amsterdam of the WLAF (now NFL Europe) ... Recorded 30 tackles and five sacks.

**1995 (0/0):** Hamilton spent training camp with the Seattle Seahawks, but was released on the final cut.

## BOBBY HAMILTON

**Pos:** DE **Ht:** 6-5 **Wt:** 280 **Year:** 7th **Acq:** FA-'00 **College:** Southern Mississippi **Born:** 7/1/71

Regular Season			Tackles					Ints.			Miscellaneous				Postseason						
Year	Team	G/S	TT	UT	A	S	Yds	No	Yds	PD	FF	FR	Yds	SpT	G/S	TT	UT	A	PD	S	Yds
1994	Seattle		Injured Reserve																		
1995			Out of Football																		
1996	Jets	15/11	57	44	13	4.5	na	0	0	2	1	2	na	3	-/-	-	-	-	-	-	-
1997	Jets	16/0	24	15	9	1	2.0	0	0	3	0	0	0	0	-/-	-	-	-	-	-	-
1998	Jets	16/0	27	17	10	0	0	0	0	0	0	0	0	0	2/0	3	1	2	0	0	0
1999	Jets	7/0	7	5	2	0	0	0	0	0	0	0	0	4	-/-	-	-	-	-	-	-
2000	Patriots	16/16	79	41	38	1.5	4.5	0	0	5	0	1	0	0	-/-	-	-	-	-	-	-
Totals - 5 Years		70/27	194	122	72	7.0	6.5	0	0	10	1	3	0	7	2/0	3	1	2	0	0	0

## HAMILTON'S PATRIOT GAME-BY-GAME

2000	Opponent	P/S	TT	UT	A	S/Y	I/Y	PD	FF	FR	SpT	Score
09	3 Tampa Bay	S	5	2	3	0	0	0	1	0	0	L 16-21
09	at N.Y. Jets	S	2	1	1	5/2.5	0	0	0	0	0	L 19-20
09	Minnesota	S	8	4	4	0	0	0	0	0	0	L 13-21
09	at Miami	S	6	1	5	0	0	0	1	0	0	L 3-10
10/01	at Denver	S	2	2	0	0	0	0	0	0	0	W 28-19
10/08	Indianapolis	S	3	2	1	0	0	0	0	0	0	W 24-16
10/15	N.Y. Jets	S	10	4	6	0	0	0	0	1	0	L 17-34
10/22	at Indianapolis	S	5	4	1	0	0	0	0	0	0	L 23-30
11/05	Buffalo	S	6	3	3	0	0	0	0	0	0	L 10-13
11/12	at Cleveland	S	3	3	0	0	0	0	0	0	0	L 11-19
11/19	Cincinnati	S	7	2	5	0	0	0	0	0	0	W 16-13
11/23	at Detroit	S	7	3	4	0	0	0	1	0	0	L 9-34
12/04	Kansas City	S	2	1	1	0	0	0	1	0	0	W 30-24
12/10	at Chicago	S	7	6	1	1/2	0	0	0	0	0	L 17-24
12/17	at Buffalo	S	5	3	2	0	0	0	1	0	0	W 13-10
12/24	Miami	S	1	0	1	0	0	0	0	0	0	L 24-27
<b>2000 Totals</b>		<b>16/1679</b>	<b>41</b>	<b>38</b>	<b>1.5</b>	<b>4.5</b>	<b>0</b>	<b>5</b>	<b>0</b>	<b>1</b>	<b>0</b>	<b>5-11</b>

## SINGLE-GAME CAREER HIGHS

### Regular Season

- Tackles:** 11 vs. Houston (12/1/96)  
10 vs. New York Jets (10/15/00)
- Solo:** 8 vs. Houston (12/1/96)
- Assists:** 6 vs. New York Jets (10/15/00)  
5 vs. Cincinnati (11/19/00)  
at Miami (9/24/00)
- Sacks:** 2 at Jacksonville (10/13/96)





# ANTWAN HARRIS

## CORNERBACK



**5-9 ★ 192<sup>LBS</sup> ★ ACQ: D6A-00 (187<sup>TH</sup>)**  
**YEARS NFL/PATRIOTS: 2/2**  
**CAREER GP/GS: 14/0 (0/0)**  
**VIRGINIA ★ PSYCHOLOGY**  
**DOB 5/29/77 ★ RALEIGH, NC**

## Career Transactions

Antwan Harris was drafted by the New England Patriots in the sixth round (187th overall) of the 2000 NFL draft.

## Career Highlights

★ Career GP/GS: 14/0 (0/0)

## Seasonal Reviews

**2000 (14/0):** Played in 14 games as a rookie for the Patriots and recorded seven tackles (6 solos), including one sack, one interception and one fumble recovery ... Added three special teams tackles and a pass defended.

**Minnesota (9/17):** Made his NFL debut on special teams against the Vikings as the Patriots limited the Vikings to only eight yards on two punt returns.

**Miami (9/24):** Registered the first special teams tackle of his career against the Dolphins.

**Indianapolis (10/8):** Accumulated four defensive tackles, one interception and one pass defended in the Patriots 24-16 victory over the Colts ... Credited with his first defensive tackle in the NFL, when he brought down Jerome Pathon in the fourth quarter ... Intercepted his first NFL pass four plays later, when he picked off Peyton Manning and returned it 11 yards.

**Cincinnati (11/19):** Recorded an assisted tackle on special teams as the Patriots held the Bengals to only 10 yards on two punt returns ... Also recovered Troy Brown's fumbled punt return in the fourth quarter.

**Kansas City (12/4):** Registered one special teams tackle.

**Miami (12/24):** Recorded his first NFL sack, tackling Jay Fiedler for an 8-yard loss on a corner blitz.

**College:** Harris was a four-year letterman at Virginia, totaling 111 tackles (59 solos), seven pass deflections, two recovered fumbles and one tackle behind the line of scrimmage ... He also recorded four interceptions for 95 yards, including a 95-yard return for a touchdown ... Harris totaled 13 kickoff returns for 240 yards (18.5 avg.) and one punt return for 34 yards during his college

career ... He tied a Virginia record with a 95-yard interception return for a touchdown vs. North Carolina (11/16/96) ... The interception spurred the biggest fourth quarter comeback in school history, the Cavaliers rallied from a 17-3 deficit, to defeat the Tar Heels 20-17 ... He also blocked two punts, returning one 34 yards for a touchdown vs. North Carolina State (10/19/96) and another seven yards to the one-yard-line vs. Miami in the Carquest Bowl (12/27/96).

**1999 (Senior):** Played in seven games, starting six and finished his senior season with a career-high 35 tackles (17 solos) and a pair of pass deflections.

**1998 (Junior):** Played in nine games, starting eight at left cornerback ... Recorded 20 tackles (12 solos) including one behind the line of scrimmage for a 1-yard loss ... Intercepted two passes, deflected three passes and caused two fumbles.

**1997 (Sophomore):** Played in nine games and had 27 tackles (17 solos) with a pair of forced fumbles and deflected two passes ... Also returned seven kickoffs for 146 yards (20.9 avg.).

**1996 (Freshman):** Played in nine games, seeing action as a reserve defensive back and on special teams as a true freshman ... Recorded 29 tackles (13 solos), second among the ACC's true freshmen and intercepted two passes ... Returned six kickoffs for 94 yards (15.7 avg.).

### HARRIS' BLUEPRINTS

★ Antwan was the only Patriots rookie to record both an interception and a sack during the 2000 season.

career ... He tied a Virginia record with a 95-yard interception return for a touchdown vs. North Carolina (11/16/96) ... The interception spurred the biggest fourth quarter comeback in school history, the Cavaliers rallied from a 17-3 deficit, to defeat the Tar Heels 20-17 ... He also blocked two punts, returning one 34 yards for a touchdown vs. North Carolina State (10/19/96) and another seven yards to the one-yard-line vs. Miami in the Carquest Bowl (12/27/96).

**1999 (Senior):** Played in seven games, starting six and finished his senior season with a career-high 35 tackles (17 solos) and a pair of pass deflections.

**1998 (Junior):** Played in nine games, starting eight at left cornerback ... Recorded 20 tackles (12 solos) including one behind the line of scrimmage for a 1-yard loss ... Intercepted two passes, deflected three passes and caused two fumbles.

**1997 (Sophomore):** Played in nine games and had 27 tackles (17 solos) with a pair of forced fumbles and deflected two passes ... Also returned seven kickoffs for 146 yards (20.9 avg.).

**1996 (Freshman):** Played in nine games, seeing action as a reserve defensive back and on special teams as a true freshman ... Recorded 29 tackles (13 solos), second among the ACC's true freshmen and intercepted two passes ... Returned six kickoffs for 94 yards (15.7 avg.).

**Personal:** Melvin Antwan Harris was born on May 29, 1977 in Raleigh, N.C. ... Played running back and defensive back, earning four letters in football at Ravenscroft High in Raleigh, N.C. ... Player of the Year in the North Carolina Independent School Athletic Association (NCISAA) and team Most Valuable Player as a senior and junior ... NCISAA all-state selection in his last three years ... Totaled 223 tackles, 12 interceptions and three fumble recoveries in four seasons ... Returned 57 kickoffs for 1,453 yards and three touchdowns and 45 punts for 635 yards and six touchdowns ... Also played basketball, baseball and competed in track.

**College:** Harris was a four-year letterman at Virginia, totaling 111 tackles (59 solos), seven pass deflections, two recovered fumbles and one tackle behind the line of scrimmage ... He also recorded four interceptions for 95 yards, including a 95-yard return for a touchdown ... Harris totaled 13 kickoff returns for 240 yards (18.5 avg.) and one punt return for 34 yards during his college

career ... He tied a Virginia record with a 95-yard interception return for a touchdown vs. North Carolina (11/16/96) ... The interception spurred the biggest fourth quarter comeback in school history, the Cavaliers rallied from a 17-3 deficit, to defeat the Tar Heels 20-17 ... He also blocked two punts, returning one 34 yards for a touchdown vs. North Carolina State (10/19/96) and another seven yards to the one-yard-line vs. Miami in the Carquest Bowl (12/27/96).

**1999 (Senior):** Played in seven games, starting six and finished his senior season with a career-high 35 tackles (17 solos) and a pair of pass deflections.

**1998 (Junior):** Played in nine games, starting eight at left cornerback ... Recorded 20 tackles (12 solos) including one behind the line of scrimmage for a 1-yard loss ... Intercepted two passes, deflected three passes and caused two fumbles.

**1997 (Sophomore):** Played in nine games and had 27 tackles (17 solos) with a pair of forced fumbles and deflected two passes ... Also returned seven kickoffs for 146 yards (20.9 avg.).

**1996 (Freshman):** Played in nine games, seeing action as a reserve defensive back and on special teams as a true freshman ... Recorded 29 tackles (13 solos), second among the ACC's true freshmen and intercepted two passes ... Returned six kickoffs for 94 yards (15.7 avg.).

**Personal:** Melvin Antwan Harris was born on May 29, 1977 in Raleigh, N.C. ... Played running back and defensive back, earning four letters in football at Ravenscroft High in Raleigh, N.C. ... Player of the Year in the North Carolina Independent School Athletic Association (NCISAA) and team Most Valuable Player as a senior and junior ... NCISAA all-state selection in his last three years ... Totaled 223 tackles, 12 interceptions and three fumble recoveries in four seasons ... Returned 57 kickoffs for 1,453 yards and three touchdowns and 45 punts for 635 yards and six touchdowns ... Also played basketball, baseball and competed in track.

**College:** Harris was a four-year letterman at Virginia, totaling 111 tackles (59 solos), seven pass deflections, two recovered fumbles and one tackle behind the line of scrimmage ... He also recorded four interceptions for 95 yards, including a 95-yard return for a touchdown ... Harris totaled 13 kickoff returns for 240 yards (18.5 avg.) and one punt return for 34 yards during his college

career ... He tied a Virginia record with a 95-yard interception return for a touchdown vs. North Carolina (11/16/96) ... The interception spurred the biggest fourth quarter comeback in school history, the Cavaliers rallied from a 17-3 deficit, to defeat the Tar Heels 20-17 ... He also blocked two punts, returning one 34 yards for a touchdown vs. North Carolina State (10/19/96) and another seven yards to the one-yard-line vs. Miami in the Carquest Bowl (12/27/96).

**1999 (Senior):** Played in seven games, starting six and finished his senior season with a career-high 35 tackles (17 solos) and a pair of pass deflections.

**1998 (Junior):** Played in nine games, starting eight at left cornerback ... Recorded 20 tackles (12 solos) including one behind the line of scrimmage for a 1-yard loss ... Intercepted two passes, deflected three passes and caused two fumbles.

**1997 (Sophomore):** Played in nine games and had 27 tackles (17 solos) with a pair of forced fumbles and deflected two passes ... Also returned seven kickoffs for 146 yards (20.9 avg.).

**1996 (Freshman):** Played in nine games, seeing action as a reserve defensive back and on special teams as a true freshman ... Recorded 29 tackles (13 solos), second among the ACC's true freshmen and intercepted two passes ... Returned six kickoffs for 94 yards (15.7 avg.).

**Personal:** Melvin Antwan Harris was born on May 29, 1977 in Raleigh, N.C. ... Played running back and defensive back, earning four letters in football at Ravenscroft High in Raleigh, N.C. ... Player of the Year in the North Carolina Independent School Athletic Association (NCISAA) and team Most Valuable Player as a senior and junior ... NCISAA all-state selection in his last three years ... Totaled 223 tackles, 12 interceptions and three fumble recoveries in four seasons ... Returned 57 kickoffs for 1,453 yards and three touchdowns and 45 punts for 635 yards and six touchdowns ... Also played basketball, baseball and competed in track.

**College:** Harris was a four-year letterman at Virginia, totaling 111 tackles (59 solos), seven pass deflections, two recovered fumbles and one tackle behind the line of scrimmage ... He also recorded four interceptions for 95 yards, including a 95-yard return for a touchdown ... Harris totaled 13 kickoff returns for 240 yards (18.5 avg.) and one punt return for 34 yards during his college

career ... He tied a Virginia record with a 95-yard interception return for a touchdown vs. North Carolina (11/16/96) ... The interception spurred the biggest fourth quarter comeback in school history, the Cavaliers rallied from a 17-3 deficit, to defeat the Tar Heels 20-17 ... He also blocked two punts, returning one 34 yards for a touchdown vs. North Carolina State (10/19/96) and another seven yards to the one-yard-line vs. Miami in the Carquest Bowl (12/27/96).

**1999 (Senior):** Played in seven games, starting six and finished his senior season with a career-high 35 tackles (17 solos) and a pair of pass deflections.

**1998 (Junior):** Played in nine games, starting eight at left cornerback ... Recorded 20 tackles (12 solos) including one behind the line of scrimmage for a 1-yard loss ... Intercepted two passes, deflected three passes and caused two fumbles.

**1997 (Sophomore):** Played in nine games and had 27 tackles (17 solos) with a pair of forced fumbles and deflected two passes ... Also returned seven kickoffs for 146 yards (20.9 avg.).

**1996 (Freshman):** Played in nine games, seeing action as a reserve defensive back and on special teams as a true freshman ... Recorded 29 tackles (13 solos), second among the ACC's true freshmen and intercepted two passes ... Returned six kickoffs for 94 yards (15.7 avg.).

**Personal:** Melvin Antwan Harris was born on May 29, 1977 in Raleigh, N.C. ... Played running back and defensive back, earning four letters in football at Ravenscroft High in Raleigh, N.C. ... Player of the Year in the North Carolina Independent School Athletic Association (NCISAA) and team Most Valuable Player as a senior and junior ... NCISAA all-state selection in his last three years ... Totaled 223 tackles, 12 interceptions and three fumble recoveries in four seasons ... Returned 57 kickoffs for 1,453 yards and three touchdowns and 45 punts for 635 yards and six touchdowns ... Also played basketball, baseball and competed in track.

ANTWAN HARRIS																			
Pos: CB	Ht: 5-9	Wt: 192	Year: 2	Acq: D6a-00 (187th)	College: Virginia	Born: 5/29/77													
Regular Season			Tackles					Interceptions					Miscellaneous						
Year	Team	G/S	TT	UT	A	S	Yds	No	Yds	Avg	Lg	TD	PD	FF	FR	Yds	TD	SpT	
2000	Patriots	14/0	7	6	1	1	8	1	11	11.0	11	0	1	0	1	0	0	3	





# RAY HILL

## CORNERBACK

6-0 ★ 190<sup>lbs</sup> ★ ACQ: CW (BUF)-01

YEARS NFL/PATRIOTS: 4/1

CAREER GP/GS: 30/0 (4/0)

MICHIGAN STATE ★ CRIMINAL JUSTICE

DOB: 8/7/75 ★ DETROIT, MI



## Career Transactions

Ray Hill was claimed off waivers by the Patriots from the Buffalo Bills on June 11, 2001 ... He originally signed with the Bills as a non-drafted rookie free agent (4/24/98) ... Waived by the Bills (8/30/98) and re-signed to the practice squad (9/1/98) ... Activated to Bills roster on Sept. 9, 1998 ... Waived (11/18/98) and claimed by the Miami Dolphins ... Re-signed with Miami as an exclusive rights free agent on May 5, 2000 ... Waived (10/25/00) and signed by the Bills (11/22/00) ... Granted free agency on March 1, 2001 and re-signed with Buffalo (3/23/01) ... Waived by Bills (6/1/01).

## Career Highlights

- ★ **Career GP/GS: 30/0 (4/0)**
- ★ Recorded five special teams tackles vs. New England (11/21/99).

## Seasonal Reviews

**2000 (3/0-Miami, 5/0-Buffalo):**

Played in three games for the Dolphins and was credited with 7 special teams tackles ... He was listed among the Dolphins inactives for four games before being waived (10/25) ... Signed by the Bills (11/22) and saw action on special teams during the final five weeks of the season ... Recorded four special teams tackles while with the Bills.

**1999 (16/0, 2/0-Miami):** Played in every game for the Dolphins, including both playoff games, and finished the season ranked sixth on the team with 14 special teams

tackles ... He was also credited with a defensive tackle and a forced fumble during the season ... Earned special teams game ball for his contributions against Oakland (10/31), New England (11/21), the New York Jets (12/12) and San Diego (12/19) ... Forced a fumble against Jets kickoff returner Dwight Stone, which was recovered by Derrick Rodgers and led to a Dolphins field goal.

**1998 (6/0) (4/0-Buffalo; 2/0, 2/0-Miami):** Opened the season and played in four games with the Buffalo Bills before being waived mid-season ... Claimed off waivers by the Dolphins and played in two regular season and two postseason games for Miami.

### HILL'S BLUEPRINTS

- ★ Ray volunteered to build houses as part of the Habitat for Humanity program while with the Dolphins in Miami.
- ★ Part of a defensive backfield that won the team's Community Service Award for 1999.

## College

Four-year letterman (1994-97) at Michigan State ... Started the final 35 games of his collegiate career ... Totaled 115 career tackles and six interceptions ... Earned second-team All-Big Ten honors following his senior season when he opened all 12 games at right cornerback and totaled 65 tackles and 4 interceptions.

## Personal

Ray Hill was born Aug. 7, 1975 in Detroit, Mich. ... He attended Chadsey High in Detroit, Mich., where he was a four-year starter and recorded 63 tackles and 11 passes defended as a senior ... Brother, Renaldo, also played cornerback at Michigan State ... Ray is single.

RAY HILL																			
Pos: CB		Ht: 6-0	Wt: 190	Year: 4th		Acq: CW (BUF)-01		College: Michigan State						Born: 8/7/75					
Regular Season			Tackles					Interceptions						Miscellaneous					
Year	Team	G/S	TT	UT	A	S	Yds	No	Yds	Avg	Lg	TD	PD	FF	FR	Yds	SpT	Blk	
1998	Bills	4/0	0	0	0	0	0	0	0	--	0	0	0	0	0	0	3	0	
	Dophins	2/0	0	0	0	0	0	0	0	--	0	0	0	0	0	0	0	0	
1999	Dophins	16/0	1	1	0	0	0	0	0	--	0	0	1	1	0	0	14	0	
2000	Dophins	3/0	0	0	0	0	0	0	0	--	0	0	0	0	0	0	7	0	
	Bills	5/0	0	0	0	0	0	0	0	--	0	0	0	0	0	0	4	0	
Totals-3 years		30/0	1	1	0	0	0	0	0	--	0	0	1	1	0	0	28	0	
Postseason			Tackles					Interceptions						Miscellaneous					
Year	Team	G/S	TT	UT	A	S	Yds	No	Yds	Avg	Lg	TD	PD	FF	FR	Yds	SpT	Blk	
1999	Dophins	2/0	0	0	0	0	0	0	0	--	0	0	0	0	0	0	0	0	
2000	Dophins	2/0	0	0	0	0	0	0	0	--	0	0	0	0	0	0	0	0	





# ROB HOLMBERG

## LINEBACKER



**6-3 ★ 240<sup>lbs</sup> ★ ACQ: FA-00**  
**YEARS NFL/PATRIOTS: 8/2**  
**CAREER GP/GS: 105/6 (2/0)**  
**PENN STATE ★ BUSINESS**  
**DOB 5/6/71 ★ McKEESPORT, PA**

## Career Transactions

Rob Holmberg signed with the New England Patriots on June 24, 2000 ... He was originally drafted by the Oakland Raiders in the seventh round (217th overall) of the 1994 NFL draft ... Signed with the Raiders (7/11/94) ... Released from the Raiders (8/30/98) ... Signed as a free agent by the Indianapolis Colts (9/8/98) ... Released from the Colts (9/29/98) ... Signed by the New York Jets (10/27/98) ... Released from the Jets (9/5/99) ... Signed as a free agent by the Minnesota Vikings (9/7/99) ... Released from the Vikings (3/31/00).

## Career Highlights

- ★ **Career GP/GS: 105/6 (2/0)**
- ★ Holmberg has registered 38 tackles (31 solos), two sacks and 48 special teams tackles during his seven-year career.
- ★ Holmberg posted career-highs with five starts, 20 tackles and 16 solo tackles with the Patriots during the 2000 season.
- ★ Credited with a career-high 11 special teams tackles in 1999 with Minnesota.
- ★ Blocked a punt for a safety, while with the Raiders (vs. Seattle, 12/22/96).

## HOLMBERG'S BLUEPRINTS

- ★ Rob began his college career as a wide receiver at the U.S. Naval Academy before transferring to Penn State prior to his junior year.
- ★ Rob set career highs with five starts, 20 tackles and 16 solo tackles with the Patriots in 2000.

## Seasonal Reviews

**2000 (16/5):** Played in all 16 games with the Patriots, including five starts, after being signed as a free agent on June 24 ... Established career-highs with 20 tackles and 16 solo tackles ... Added eight special teams tackles ... Started at middle linebacker in place of injured Ted Johnson and Andy Katzenmoyer at Cleveland (11/12), vs. Cincinnati (11/19), at Detroit (11/23) and vs. Kansas City (12/4). **N.Y. Jets (9/11):** Recorded his first special teams tackle and helped limit the Jets punt returners to five yards on two returns. **Minnesota (9/17):** Part of coverage unit which limited Vikings punt returners to eight total return yards on two punt returns ... Contributed one special teams tackle on the kickoff coverage unit. **Indianapolis (10/8):** Stopped Colts punt returner Terrence Wilkins for no gain with open field tackle and restricted him to only six yards on two punt returns in 24-16 victory. **Buffalo (11/5):** Credited with

two defensive tackles and two special teams tackles ... Thwarted the Bills returners, holding them to 14 yards on three punt returns and 22 yards on four kickoff returns. **Cleveland (11/12):** Started his first game at middle linebacker for the Patriots and led team with eight tackles (seven solos). **Cincinnati (11/19):** Contributed four tackles (three solos) in 16-13 victory over the Bengals. **Kansas City (12/4):** Started and recorded three tackles (two solos) in 30-24 victory over the Chiefs.

**1999 (16/0 - Minnesota):** Holmberg saw action at both linebacker and on special teams with the Vikings

... Collected four defensive tackles and a career-high 11 special teams tackles during the season ... Participated on special teams and goal-line defense in season opener at Atlanta (9/12) ... Played strong-side linebacker when Kailee Wong left the game with an injury vs. Oakland (9/19) ... Totaled two special teams tackles in back-to-back games vs. Green Bay (9/26) and Tampa Bay (10/3) ... Recorded a special teams tackle vs. Chicago (10/10), at Detroit (10/17), vs. Green Bay (12/20) and at N.Y. Giants (12/26) ... Credited with two special teams tackles vs. Dallas (11/8) ... Recorded his first defensive tackle of the season and one special teams tackle at Chicago (11/14) ... Saw extensive action at linebacker vs. Detroit (1/2) after Ed McDaniel did not return in the second half due to an injury and recorded a season-high three tackles ... He started the season with the Jets but was released during training camp and signed with the Vikings.

**1998 (3/0 - Indianapolis; 9/0, 2/0 - N.Y. Jets):** Started the year with the Raiders, but was released at the end of camp (8/30) ... Signed with the Colts (9/8) and played in three games, recording two solo stops and an assist on special teams ... Released by the Colts (9/29) and signed with the Jets (10/27) ... Utilized on special teams and recorded his first special teams tackle as a Jet, at Miami (12/13) ... In the playoffs, he had one special teams tackle in the



Divisional Playoff game versus Jacksonville ... Also played on special teams in the AFC Championship game at Denver.

**1997 (16/0 - Oakland):** Active for all 16 games with the Raiders, performing on special teams and in a reserve role on defense ... Tallied nine special teams tackles and a fumble recovery ... Added six tackles and one pass defended.

**1996 (13/1 - Oakland):** Appeared in 13 games with one start for the Raiders ... Finished the season with four tackles and one sack, at Denver (12/15) ... Recorded seven special teams tackles and a blocked punt for a safety versus Seattle (12/22).

**1995 (16/0 - Oakland):** Played in all 16 league games and finished season with three tackles as reserve linebacker and special teamer ... Recorded his first career quarterback sack, vs. N.Y. Jets (11/12) ... Recorded seven tackles and a fumble recovery on special teams.

**1994 (16/0 - Los Angeles Raiders):** During his rookie season, Holmberg saw action in all 16 games for Raiders in 1994 as reserve linebacker and special teams performer ... Ranked third on the Raiders with eight special teams tackles and added one forced fumble on special teams ... Also recorded one defensive tackle and one pass defended.

## College

Holmberg began college football career as wide receiver at Naval Academy (1989-90) before transferring and playing final two seasons at Penn State

(1992-93) ... Academic All-Big Ten and starter at outside linebacker as a senior and posted 37 tackles including two sacks and an interception ... Recorded five tackles and one interception against Minnesota and seven tackles against Southern California as a senior ... Caught one pass of nine yards while playing in four games as a junior ... Sat out 1991 season after transferring from the Naval Academy ... Snared 10 passes for 202 yards with a long of 31 yards and two touchdowns ... Also earned letter in wrestling as a Midshipman.

## Personal

Robert Holmberg was born on May 6, 1971 in McKeesport, Pa. ... All-conference quarterback and team captain as a senior at Mt. Pleasant (Pa.) area high school ... Also played defensive back, running back and wide receiver while earning three letters ... Starred as a wrestler, finishing second in state meet as a senior ... Picked up four letters in track as a sprinter, long jumper and member of relay teams ... All-state and finalist in the 100-, 200- and 400-meter events ... Rob and his wife, Deidre, have two daughters, Madeline and Gabrielle.

### SINGLE-GAME CAREER HIGHS

#### Regular Season

**Tackles:** 8 at Cleveland (11/12/00)  
**Solo:** 7 at Cleveland (11/12/00)  
**Assists:** 1 Many Times, Most Recent: vs. Kansas City (12/4/00)  
**Sacks:** 1 at Denver (12/15/96) vs. N.Y. Jets (11/12/95)

## ROB HOLMBERG

**Pos:** LB **Ht:** 6-3 **Wt:** 240 **Year:** 8th **Acq:** FA-00 **College:** Penn State **Born:** 5/6/71

### Regular Season

### Tackles

### Interceptions

### Miscellaneous

Year	Team	G/S	TT	UT	A	S	Yds	No	Yds	Avg	Lg	TD	PD	FF	FR	Yds	SpT	Bk
1994	Raiders	16/0	1	1	0	0	0	0	0	0.0	0	0	1	1	0	0	8	0
1995	Raiders	16/0	3	2	1	1	9.0	0	0	0.0	0	0	0	0	1	0	7	0
1996	Raiders	13/1	4	3	1	1	1.0	0	0	0.0	0	0	0	0	0	0	0	1
1997	Raiders	16/0	6	5	1	0	0	0	0	0.0	0	0	1	0	1	0	9	0
1998	Colts	3/0	0	0	0	0	0	0	0	0.0	0	0	0	0	0	0	3	0
1998	Jets	9/0	0	0	0	0	0	0	0	0.0	0	0	0	0	0	0	2	0
1999	Vikings	16/0	4	4	0	0	0	0	0	0.0	0	0	0	0	0	0	11	0
2000	Patriots	16/5	20	16	4	0	0	0	0	0.0	0	0	1	0	0	0	8	0
<b>Totals - 7 Years</b>		<b>105/6</b>	<b>38</b>	<b>31</b>	<b>7</b>	<b>2</b>	<b>10.0</b>	<b>0</b>	<b>0</b>	<b>0.0</b>	<b>0</b>	<b>0</b>	<b>3</b>	<b>1</b>	<b>2</b>	<b>0</b>	<b>48</b>	<b>1</b>

### Postseason


### Tackles

### Interceptions

### Miscellaneous

Year	Team	G/S	TT	UT	A	S	Yds	No	Yds	Avg	Lg	TD	PD	FF	FR	Yds	SpT	Bk
1998	Jets	2/0	0	0	0	0	0	0	0	0.0	0	0	0	0	0	0	1	0





# DAMON HUARD

## QUARTERBACK

6-3 ★ 220<sup>lbs</sup> ★ ACQ: UFA (MIA)-01  
 YEARS NFL/PATRIOTS: 5/1  
 CAREER GP/GS: 34/6 (4/0)  
 WASHINGTON ★ BUSINESS  
 DOB: 7/9/73 ★ YAKIMA, WA



### Career Transactions

Damon Huard signed as a veteran free agent with the Patriots on April 2, 2001 ... He originally signed with the Cincinnati Bengals as a non-drafted free agent on April 23, 1996 ... Released by the Bengals (8/19/96) ... Signed by the Miami Dolphins (4/24/97) and later released (8/24/97) ... Re-signed to the Dolphins practice squad (8/26/97) ... Activated on Sept. 6, 1997, but did not see any game action in 1997 ... Assigned by the Dolphins to the Frankfurt Galaxy of NFL Europe in 1998 ... Signed a two-year contact extension through the 2001 season on Dec. 3, 1999 ... Released following the 2000 season.

### Career Highlights

- ★ **Career GP/GS: 34/6 (4/0)**
- ★ Became just the second quarterback in Dolphins history to win his first three games as a starter, joining Earl Morrall, who accomplished the feat during the Dolphins undefeated season in 1972
- ★ In his first action of the 1999 season, Huard replaced Dan Marino and completed 24 of 42 passes for 240 yards with two touchdowns and an interception to lead the Dolphins to a 31-30 victory over the Patriots (10/17/99), despite being sacked nine times. He added 54 yards on six carries, including a long run of 25 yards and earned Miller Lite NFL Player of the Week honors.
- ★ Damon saw action in every game for the Dolphins the last two seasons (as a placeholder on kicks), but started just six games at quarterback. In those six games, the Dolphins were 5-1.

### Seasonal Reviews

**2000 (16/1; 0/0 - Miami):** Started just one game for the Dolphins and improved to 5-1 as a starter with a win over the Colts at Indianapolis (11/26) ... Saw action in every game as a holder on field goal and PAT units, but only saw action in three games at quarterback, including two in a reserve role ... For the season, he completed 61.9 percent of his pass attempts (39-of-63) for 319 yards and one touchdown ... He

was also intercepted three times. **vs. New York Jets**

**(11/19):** Saw his first action of the season at quarterback when he replaced Jay Fiedler, who suffered a pinched nerve during the first offensive series of the game ... Huard completed 16 of 29 attempts for 128 yards, but threw three interceptions in the loss. **at Indianapolis**

**(11/26):** Started for the injured Fiedler and completed 22-of-33 attempts for 183 yards, including a touchdown, and did not throw an interception ... His touchdown came on a 17-yard completion to Oronde Gadsden with 1:10 left in the game, capping a 17-14 come-from-behind victory over the Colts ... In that final drive, Huard connected on 6-of-7 attempts for 76 yards and a touchdown ... It was Huard's second career fourth quarter comeback ... When Brock Huard started at quarterback that same day for

Seattle vs. Denver, it marked the first time in NFL history that two brothers had started at quarterback on the same weekend. **at New England (12/24):** Replaced Fiedler briefly against the Patriots and completed his only pass attempt for a 7-yard gain. **PLAY-OFFS:** Saw action in one of Miami's two playoff

### HUARD'S BLUEPRINTS

- ★ Damon has two brothers who are also quarterbacks, Brock (Seattle Seahawks) and Luke (University of North Carolina).
- ★ When Brock Huard started at quarterback for Seattle vs. Denver and Damon started vs. Indianapolis (11/21/99) it marked the first time in NFL history that two brothers had started at quarterback on the same weekend.
- ★ Led the Frankfurt Galaxy to a 7-3 record and World Bowl appearance, but missed the championship game due to a shoulder sprain suffered in the final game of the regular season.
- ★ Named ABC Sports Player of the Game in Washington's victory over Miami (Fla.) to end the Hurricanes NCAA-record 58-game home winning streak.
- ★ A prep basketball star, Damon outscored Drew Bledsoe in their only high school matchup.



**1999 (16/5, 2/0 - Miami):** Saw action in every game as a holder on special teams units and made his NFL starting debut at quarterback vs. Philadelphia (10/24/99), one week after replacing Dan Marino and leading the Dolphins to a come-from-behind victory over the New England Patriots (10/17) ... Started five games and was 4-1 in those games ... Completed 125-of-216 attempts (57.9%) for 1,288 yards, 8 touchdowns, 4 interceptions and 28 sacks for a quarterback rating of 79.8 ... Finished fourth on the team with 124 yards rushing on 28 attempts with a long run of 25 yards ... Took snaps at quarterback in nine contests overall, including four games in a reserve role ... Became just the second quarterback in franchise history to win his first three games as a starter, joining Earl Morrall, who accomplished the feat during the Dolphins undefeated season in 1972 ... Became the first Dolphins quarterback other than Dan Marino to lead the team to three straight victories since David Woodley won the last three games of the 1982 season (Marino was drafted the following season) ... His 8 touchdown passes also marked the most by a Dolphins quarterback other than Marino since 1993 when Scott Mitchell tossed 12 touchdown passes when Marino missed the final 11 games of that year with a torn right Achilles' tendon. **at New England (10/17):** Took his first snaps of the season when he replaced Dan Marino, who was suffering from right trapezius spasms, following the second series of the game ... He completed 24 of 42 passes for 240 yards with 2 touchdowns and 1 interception to lead the Dolphins to a 31-30 victory over the Patriots, despite being sacked 9 times ... He added 54 yards on 6 carries, including a long run of 25 yards ... For his performance, Huard was named the Miller Lite NFL Player of the Week ... Of his 6 rush attempts, 3 were good for first downs on Dolphins scoring drives ... His rushing total was the most by a

**Attempts:** 42 at New England (10/17/99)  
**Completions:** 24 at New England (10/17/99)  
**Yards:** 240 at New England (10/17/99)  
**Touchdowns:** 2 vs. New England (11/21/99)  
 vs. Tennessee (11/7/99)  
 at New England (10/17/99)  
**Rating (Min. 10 att):**  
 113.8 vs. Tennessee (11/7/99)

Date	Opponent	Att	C	Yds	TD	Int	Score
10/24	Philadelphia	21	15	142	0	1	W 16-13
10/31	at Oakland	32	16	221	0	0	W 16-9
11/7	Tennessee	25	15	210	2	0	W 17-0
11/14	at Buffalo	25	9	65	0	1	L 3-23
11/21	New England	30	18	129	2	0	W 28-17
11/26	Indianapolis	33	22	183	1	0	W 17-14

210 yards with 2 touchdowns and no interceptions in the Dolphins 17-0 victory ... Touchdown passes came on completions of 6 yards to Stanley Pritchett and 43 yards to Tony Martin. **at Buffalo (11/14):** Completed 9 of 25 passes for 65 yards with no touchdowns and 1 interception in a 23-3 loss, Miami's only loss with Huard as a starter. **vs. New England (11/21):** In his final game as a starter (replacing Marino) he connected on 18 of 30 passes for 129 yards with 2 touchdowns and no interceptions ... His touchdown passes both went to Oronde Gadsden, from 4 and 3 yards out ... Left the game permanently in the third quarter with a broken nose sustained after being sacked by Willie McGinest ... Also rushed for 13 yards on 3 attempts. **at Dallas (11/25):** Saw action in a reserve role and completed 4 of 5 passes for 44 yards with a long of 27 ... Also rushed once for 6 yards. **at N.Y. Jets (12/12):** Saw reserve action late in the game and connected on 6 of 7 passes for 75 yards, including a touchdown and a long of 18 yards ... His touchdown pass was an 8-yard toss to Gadsden. **at Washington (1/2/00):** Played the entire second half and connected on 18 of 29 passes for 162 yards with a 4-yard touchdown pass to Gadsden and 1 interception ... Added 22 yards on 2 carries, including a 17-yard gain. **PLAYOFFS:** Saw reserve action in both playoff games, including playing time at quarterback **at Jacksonville (1/15/00):** Saw his only postseason action at quarterback, completing 5 of 16 passes for 46 yards with no touchdowns and no interceptions ... It was his third postseason appearance at quarterback.

**1998 (2/0, 1/0 - Miami):** Made his NFL debut in his second NFL season, seeing action at quarterback in two reserve appearances ... Finished the season completing 6 of 9 attempts for 85 yards, 0 touchdowns and 1 interception ... Designated as the third quarterback for eight games. **at N.Y. Jets (10/4):** Made his NFL debut in relief of Marino and connected on 2 of 3 passes for 21 yards ... Completed his first NFL pass for 15 yards to TE Ed Perry. **at Atlanta (12/27):** Completed 4 of 6 passes for 64 yards, 0 touchdowns and 1 interception ... Connected with Gadsden on a 24-yard completion, his longest of the season. **PLAYOFFS:** Saw action in a reserve role in one of the Dolphins two playoff games **at Denver (1/9/99)** when he entered the game as the third quarterback in the fourth quarter ... He did not attempt a pass, but was credited with 2 rushes for minus-2 yards.

**NFL Europe 1998 (10/10, 0/0 - Frankfurt Galaxy):** Started every game for the Frankfurt Galaxy after being allocated by the Dolphins to NFL Europe in the

Spring of 1998 ... Completed 159 of 290 passes (54.8%) for 1,857 yards with 12 touchdowns, 7 interceptions and a rating of 78.2 ... Also rushed for 65 yards and a touchdown on 28 attempts ... Completion percentage led the league, yardage total and rating were third and 12 TD passes ranked fourth ... Led club to a 7-3 record and a berth in World Bowl '98 ... Missed the championship game, however, with a sprained AC joint in his right shoulder sustained in the first quarter of the season finale at the Rhein Fire.

**1997 (0/0, 0/0 - Miami):** Began the season on the Dolphins practice squad, but was activated prior to Week 2 (9/6) ... Designated as the third quarterback for the remaining 15 regular season games as well as the wild-card playoff game at New England (12/28).

## College

A four-year letterman (1992-95) and three-year starter (1993-95) at Washington, where he concluded his career as the Huskies all-time passing leader with 5,692 yards ... In his career, connected on 458 of 744 passes (61.6%) for 5,692 yards with 34 touchdowns and 28 interceptions. **1995 (Senior):** Completed 184 of 267 passes (64.1%) for 2,415 yards with 11 touchdowns and 6 interceptions ... His 2,415 yards ranks second in school history ... Named ABC Sports Player of the Game in Washington's victory over Miami (Fla.) to end the Hurricanes NCAA-record home winning streak ... Red-shirted as a freshman in 1991 on the Huskies National Championship Team ... Majored in business.

## Personal

Damon Huard was born July 9, 1973 in Yakima, Wash. ... He attended Puyallup (Wash.) High, where he had a standout two-sport prep career in football and basketball ... Earned All-American honors at quarterback and was named the Gatorade State Player of the Year ... Also led the state in basketball, averaging 24.6 points per game as a junior ... Played tight end as a sophomore before being converted to quarterback his junior year ... Assisted in building two houses for Habitat for Humanity in South Miami during the 1997 bye weekend ... Participated in events benefiting the Cystic Fibrosis Foundation ... Won a prize for the largest tuna caught at the Dolphins annual charity fishing tournament to benefit the Cystic Fibrosis Foundation ... Brother, Brock, is a quarterback who also played at the University of Washington and now is with the Seattle Seahawks ... Has another brother, Luke, who is in his junior year as a quarterback at the University of North Carolina ... Damon and his wife, Julie, have a daughter, Holly.



# DAMON HUARD

Pos: QB Ht: 6-3 Wt: 220 Year: 5th Acq: UFA (MIA)-01 College: Washington Born: 7/9/73

## Regular Season Passing Statistics

Year	Team	G/S	Att	Cmp	Yds	Yds/Att	Pct	TD	Int	Int%	Lg	Sacks	Rating
1996													
1997	Dolphins	0/0	0	0	0	0	--	0	0	0	0	0	--
1998	Dolphins	2/0	9	6	85	9.44	66.7	0	1	11.1	24	1/9	57.4
1999	Dolphins	16/5	216	125	1288	5.96	57.9	8	4	1.9	69t	28/185	79.8
2000	Dolphins	16/1	63	39	318	5.05	61.9	1	3	4.8	29	4/22	60.2
<b>Totals-4 years</b>		<b>34/6</b>	<b>288</b>	<b>170</b>	<b>1691</b>	<b>5.87</b>	<b>59.0</b>	<b>9</b>	<b>8</b>	<b>2.8</b>	<b>69t</b>	<b>33/216</b>	<b>74.6</b>

## Postseason Passing Statistics

Year	Team	G/S	Att	Cmp	Yds	Yds/Att	Pct	TD	Int	Int%	Lg	Sacks	Rating
1998	Dolphins	1/0	0	0	0	0	0	0	0	0	0	0/0	--
1999	Dolphins	2/0	16	5	46	2.9	31.3	0	0	0	15	3/17	40.6
2000	Dolphins	1/0	0	0	0	0	0	0	0	0	0	0/0	--
<b>Totals-3 years</b>		<b>4-0</b>	<b>16</b>	<b>5</b>	<b>46</b>	<b>2.9</b>	<b>31.3</b>	<b>0</b>	<b>0</b>	<b>0</b>	<b>15</b>	<b>3/17</b>	<b>40.6</b>

Regular Season		Rushing					Fumbles				Postseason Rushing					Fumbles			
Year	Team	No	Yds	Avg	Lg	TD	Fum	Lost	FR	Yds	No	Yds	Avg	Lg	TD	No	Lost	FR	Yds
1997	Dolphins	0	0	--	--	0	0	0	0	0	0	0	--	0	0	0	0	0	0
1998	Dolphins	0	0	--	--	0	0	0	0	0	0	0	--	0	0	0	0	0	0
1999	Dolphins	28	124	4.4	25	0	3	1	1	-5	3	0	0.0	2	0	0	0	0	0
2000	Dolphins	0	0	--	--	0	0	0	0	0	0	0	--	0	0	0	0	0	0
Totals-4 years		28	124	4.4	25	0	3	1	1	-5	3	0	0.0	2	0	0	0	0	0

## DAMON HUARD'S CAREER GAME-BY-GAME

The games listed below are games that Huard has played quarterback and attempted at least one pass. He played in every game in 1999 and 2000 as the Dolphins placement holder on special teams.

1998	Opponent	G/S	Att	Cmp	Yards	Pct	TD	Int	Lg	S	Yds	Rating	W/L	Score
10/4	at N.Y. Jets	p	3	2	21	66.7	0	1	15	0	0	47.2	L	9-20
12/27	at Atlanta	p	6	4	64	66.7	0	0	24	1	9	102.1	L	16-38
<b>1998 Season Totals</b>		<b>2/0</b>	<b>9</b>	<b>6</b>	<b>85</b>	<b>66.7</b>	<b>0</b>	<b>1</b>	<b>24</b>	<b>1</b>	<b>9</b>	<b>57.4</b>	<b>0-2</b>	
1/9	at Denver	p	0	0	0	0.0	0	0	0	0	0	0.0	L	3-35
<b>1999</b>	<b>Opponent</b>	<b>G/S</b>	<b>Att</b>	<b>Cmp</b>	<b>Yds</b>	<b>Pct</b>	<b>TD</b>	<b>Int</b>	<b>Lg</b>	<b>S</b>	<b>Yds</b>	<b>Rating</b>	<b>W/L</b>	<b>Score</b>
10/17	at New England	p	42	24	240	57.1	2	1	69t	9	53	79.5	W	31-30
10/24	Philadelphia	S	21	15	142	71.4	0	1	26	1	8	69.9	W	16-13
10/31	at Oakland	S	32	16	221	50.0	0	0	36	5	37	72.5	W	16-9
11/7	Tennessee	S	25	15	210	60.0	2	0	43t	4	25	113.8	W	17-0
11/14	at Buffalo	S	25	9	65	36.0	0	1	14	3	24	26.3	L	3-23
11/21	New England	S	30	18	129	60.0	2	0	15	2	19	92.2	W	28-17
11/25	at Dallas	p	5	4	44	80.0	0	0	27	1	9	105.4	L	0-20
12/12	at N.Y. Jets	p	7	6	75	85.7	1	0	18	0	0	165.8	L	20-28
1/2	at Washington	p	29	18	162	62.1	1	1	19	3	10	74.2	L	10-21
<b>1999 Season Totals</b>		<b>16/5</b>	<b>216</b>	<b>125</b>	<b>1288</b>	<b>57.9</b>	<b>8</b>	<b>4</b>	<b>69t</b>	<b>28</b>	<b>185</b>	<b>79.8</b>	<b>5-4</b>	
1/9	at Seattle	p	Served as holder											
1/15	at Jacksonville	p	16	5	46	31.3	0	0	15	3	17	40.6	L	7-62
<b>2000</b>	<b>Opponent</b>	<b>G/S</b>	<b>Att</b>	<b>Cmp</b>	<b>Yds</b>	<b>Pct</b>	<b>TD</b>	<b>Int</b>	<b>Lg</b>	<b>S</b>	<b>Yds</b>	<b>Rating</b>	<b>W/L</b>	<b>Score</b>
11/19	N.Y. Jets	p	29	16	128	55.2	0	3	29	2	10	26.9	L	3-20
11/26	Indianapolis	S	33	22	183	66.7	1	0	28	2	12	90.8	W	17-14
12/24	at New England	p	1	1	7	100.0	0	0	7	0	0	114.6	W	27-24
<b>2000 Season Totals</b>		<b>16/1</b>	<b>63</b>	<b>39</b>	<b>318</b>	<b>61.9</b>	<b>1</b>	<b>3</b>	<b>29</b>	<b>4</b>	<b>22</b>	<b>60.2</b>	<b>2-1</b>	
<b>2001 Postseason Totals</b>		<b>1/0</b>	<b>0</b>	<b>0</b>	<b>0</b>	<b>--</b>	<b>0</b>	<b>0</b>	<b>0</b>	<b>0</b>	<b>0</b>	<b>--</b>	<b>1-1</b>	





# LARRY IZZO

## LINEBACKER

**5-10 ★ 228<sup>LBS</sup> ★ ACQ: UFA (MIA 01)**  
**YEARS NFL/PATRIOTS: 6/1**  
**CAREER GP/GS: 61/0 (4/0)**  
**RICE ★ MANAGERIAL STUDIES**  
**DOB: 9/26/74 ★ FORT BELVOIR, VA**



## PRO BOWLS



## Career Transactions

Larry Izzo was signed by the Patriots as an unrestricted free agent on March 6, 2001 ... Originally signed with the Miami Dolphins as a rookie free agent on April 25, 1996 ... Placed on injured reserve with an Achilles injury (8/18/97) and missed the season ... Granted free agency on Feb. 12, 1999, but re-signed with the Dolphins on March 31, 1999 ... Granted unconditional free agency on March 1, 2001.

## Career Highlights

- ★ **Career GP/GS: 61/0 (4/0)**
- ★ Earned Pro Bowl honors after recording over 30 special teams tackles for the Dolphins for the second consecutive season.
- ★ Awarded special teams game balls for his performances after three games for the Dolphins in 1999.
- ★ Larry has converted two fake punts for first downs, including a 26-yard run at Houston (11/17/96) as a rookie and a 39-yard run vs. Green Bay (10/29/00).
- ★ Larry was the Dolphins recipient of the Ed Block Courage Award for 1998.

## IZZO'S BLUEPRINTS

- ★ Lists "Pulp Fiction" as favorite movie, "Sopranos" as favorite television show, "Without Remorse" as favorite book and Pearl Jam and the Rolling Stones as his favorite musical groups.
- ★ Assisted in building houses for Habitat for Humanity during each of the past two offseasons.
- ★ Provided a periodic movie critique while with the Dolphins.

**1999 (16/0, 2/0-Miami):**

Voted special teams captain by his teammates and participated in all 16 regular season games and led the team with a career-high 33 special teams tackles ... Also recovered a fumble and forced another on special teams ... Voted a second alternate as a special teamer on the AFC Pro Bowl squad. **vs. Arizona (9/19):** Awarded a game ball for special teams play after recording 6 tackles. **vs. Buffalo (10/4):** Credited with 3 special teams tackles. **at Indianapolis (10/10):**

Came up with two special teams tackles and forced a fumble on punt coverage. **vs. Philadelphia (10/24):** Made 2 special teams tackles in a victory to earn a game ball. Had 3 tackles in games at Oakland (10/31), vs. New England (11/21) and vs. Indianapolis (12/5). **San Diego (12/19):** Earned his third special teams game ball in a victory over the Chargers. **vs. N.Y. Jets (12/27):** Had 1 special teams tackle and recovered a Dedric Ward fumble on a punt return. **PLAYOFFS:** Played in both postseason games following the 1999 season, the first two of his NFL career and was credited with two special teams tackles.

**1998 (13/0-Miami):** Appeared in 13 regular season games as a reserve linebacker and special teams

## Seasonal Reviews

**2000 (16/0; 2/0-Miami):** Earned Pro Bowl honors for his special teams play, after leading the Dolphins with 31 special teams tackles ... Participated in every game for the Dolphins, receiving extensive playing time on special teams and in two games at linebacker when he replaced Zach Thomas due to injury ... He was not credited with a start since the Dolphins opened both games (Oct. 29 vs. Green Bay and Nov. 5 at Detroit) with five defensive backs ... Contributed four defensive tackles in those games. **vs. Green Bay (10/29):** Converted a fourth down with a 39-yard run



performer ... Inactive for each of the final three regular season games and both playoff contests with a right knee injury ... Finished the year ranked fourth on the team with 21 special teams tackles. **at Indianapolis (9/6):** Earned a game ball for his special teams play. **at N.Y. Jets (10/4):** Recorded a season-high three special teams tackles. **at Jacksonville (10/12):** Tallied a pair of stops in a Monday night game. **vs. St. Louis (10/18):** Awarded his second game ball of the season after recording a pair of stops. **at Oakland (12/6):** Sustained an injury to his right knee ... Underwent surgery on Dec. 7 and missed the rest of the regular season and playoffs.

**1997 (0/0-Miami):** Missed the season on injured reserve after tearing his left Achilles' tendon during a training camp practice on July 18 ... Placed on Injured Reserve on Aug. 18.

**1996 (16/0-Miami):** Played in all 16 games as a rookie and finished second on team in special teams tackles with 10 ... Added 1 defensive tackle ... Voted as the special teams alternate for the AFC Pro Bowl squad ... Earned first-team All-Pro honors from *Football Digest* ... Also earned All-Rookie honors for his special teams play by *Pro Football Weekly* and the PFWA. **at Arizona (9/8):** Blocked a Jeff Feagles punt, the first blocked punt by a Dolphin since Darrell Malone had one on Jan. 2, 1994 at New England ... Deflected punts against Seattle (10/6) and against Indianapolis (11/10) ... Ran for 26 yards and a first down on a fake punt at Houston (11/17).

## College

Four-year letterman (1992-95) and three-year starter at Rice ... Finished fourth on the school's all-time chart with 301 career tackles ... Set a school record with 46 tackles for loss. **1995 (Senior):** Voted defensive team captain and earned consensus All-Southwest Conference honors after registering 121 tackles ... Won the George Martin Award as the team's MVP and won the Jess Neely Defense Award as the team's top linebacker. **1994 (Junior):** Posted a career-high three sacks. **1992 (Freshman):** Started just one game as a freshman.

## Personal

Lawrence Alexander Izzo was born the son of Larry and Terry Izzo on Sept. 26, 1974 in Fort Belvoir, Va. ... He attended McCullough High in Houston and earned two letters as a starting safety and running back ... Earned first-team All-District 15-5A honors at safety his junior year, and first-team All-District accolades on both offense and defense as a senior ... Finalist for the Touchdown Club of Houston Defensive Player of the Year award as a senior after tallying 131 tackles, two interceptions and four forced fumbles ... Also rushed for 1,081 yards, caught 14 passes for 109 yards, and returned 10 kickoffs for 224 yards ... Recognized by the *Houston Chronicle* as the two-way Player of the Year ... Also lettered two years in baseball ... Enjoys golf, water skiing, tennis and skiing ... Has worked with Special Olympics and the Cystic Fibrosis Foundation ... Helped the Daily Bread Food Bank with food distribution at a shelter in Ft. Lauderdale ... Named to *Football Digest's* 1999 All-Tough Guy Team ... Larry is single.

## LARRY IZZO


Pos: LB		Ht: 5-10	Wt: 228		Year: 6th		Acq: UFA (MIA)-01		College: Rice		Born: 9/26/74							
Regular Season			Tackles					Interceptions					Miscellaneous					
Year	Team	G/S	TT	UT	A	S	Yds	No	Yds	Avg	Lg	TD	PD	FF	FR	Yds	SpT	Blk
1996	Dolphins	16/0	1	1	0	0	0	0	0	--	0	0	0	0	0	0	10	1
1997	Dolphins		Injured Reserve															
1998	Dolphins	13/0	0	0	0	0	0	0	0	--	0	0	0	0	0	0	21	0
1999	Dolphins	16/0	0	0	0	0	0	0	0	0	0	0	0	1	1	0	33	0
2000	Dolphins	16/0	4	4	0	0	0	0	0	0	0	0	0	0	0	0	31	0
Totals-4 years		61/0	5	5	0	0	0	0	0	0	0	0	0	1	1	0	95	1
Postseason			Tackles					Interceptions					Miscellaneous					
Year	Team	G/S	TT	UT	A	S	Yds	No	Yds	Avg	Lg	TD	PD	FF	FR	Yds	SpT	Blk
1999	Dolphins	2/0	0	0	0	0	0	0	0	--	0	0	0	0	0	0	2	0
2000	Dolphins	2/0	0	0	0	0	0	0	0	--	0	0	0	0	0	0	2	0

### Additional Stats

**Rushing:** 1996 (1 for 26 yards on a fake punt); 2000 (1 for 39 yards on a fake punt).

**Fumbles:** 2000 (1 for 0 yards)





# CURTIS JACKSON

## WIDE RECEIVER/RETURNER

5-10 ★ 194<sup>lbs</sup> ★ ACQ: FA-00  
 YEARS NFL/PATRIOTS: 2/2  
 CAREER GP/GS: 5/2 (0/0)  
 TEXAS ★ SPEECH COMMUNICATIONS  
 DOB 9/22/73 ★ FORT WORTH, TX



### Career Transactions

Curtis Jackson was signed to the Patriots 53-man roster from the St. Louis practice squad on Nov. 15, 2000 ... Originally signed by the Rams as a rookie free agent on April 17, 2000 ... Jackson was waived at the end of training camp and placed on the Rams practice squad.

### Career Highlights

★ Career GP/GS: 5/2 (0/0)

### Seasonal Reviews

**2000 (5/2 New England, 0/0**

**St. Louis):** Signed with the Patriots on Nov. 15 after spending the first 11 weeks of the season on the St. Louis Rams practice squad ... Averaged 24.8 yards on 13 kickoff returns and caught five passes for 44 yards. **Detroit (11/23):** Made his NFL debut playing on special teams. **Kansas City (12/4):** Started his first NFL game and registered four kickoff returns for 117 yards and two catches for 17 yards in 30-24 victory ... Returned the opening kickoff 47 yards, setting up a Patriots field goal ... The return was the first time Jackson touched the ball in an NFL game. **Buffalo (12/17):** Totaled three returns for 85 yards (28.3 avg.) in 13-10 overtime victory ... Managed to negotiate snow-slicked field to return the opening kick in overtime 38 yards despite falling during return.

**CFL Career: 1999 (9/0 - Hamilton Tiger-Cats):**

Played in nine games for the Tiger-Cats and finished second on the team with 246 punt return yards on 28 returns (8.8 avg.) ... Added 11 kickoff returns for 193

yards (17.5 avg.), five receptions for 95 yards (19.0 avg.) ... Also gained six yards on one rushing attempt.

### College

Jackson had his senior season cut short after suffering a season-ending knee injury in his fifth game in 1996 ... Before his injury he played in five games and caught 11 passes for 126 yards and one touchdown ... Jackson also returned three kickoffs for 75 yards ... Missed 1995 season and was granted a medical redshirt, after he suffered a preseason knee injury ... Played in 12 games as junior and ranked third on

team with 27 receptions for 401 yards and two touchdowns ... Contributed 19 kickoff returns for 411 yards (21.6 avg.) and 11 punt returns for 76 yards (6.9 avg.) ... Jackson switched from running back to wide receiver during his junior year at Texas when Ricky Williams joined the Longhorns ... Played in 11 games, including four starts at tailback as sophomore and rushed for 291 yards on 73 carries (3.9 avg.) and scored two touchdowns ... He also caught 16 passes for 76 yards ... He played in all 11

games as a true freshman, including one start, and finished third on Longhorns with 237 rushing yards on 62 carries (3.8 avg.).

### Personal

Curtis Ray Jackson was born on Sept. 22, 1973 in Fort Worth, Texas ... Jackson was originally recruited to Texas as a running back after rushing for 1,300 yards on 178 attempts (7.3 avg.) at Plano (Texas) High ... Also member of track team at Texas ... Majored in speech communication at Texas.

### JACKSON'S BLUEPRINTS


★ Curtis was the second oldest rookie in the NFL last season, being born one day after Denver's Mike Anderson (9/21/73).

★ Curtis switched from running back to wide receiver during his junior year at Texas when Ricky Williams joined the Longhorns.

## CURTIS JACKSON

Pos: WR/KR		Ht: 5-10		Wt: 194		Year: 2nd		Acq: FA-00		College: Texas		Born: 9/22/73										
Regular Season			Receiving					Kick Returns					Punt Returns					Fumbles		Tackles		
Year	Team	G/S	No	Yds	Avg	Lg	TD	No	Yds	Avg	Lg	TD	No	FC	Yds	Avg	Lg	TD	No	Lost	SpT	Msc
2000	Patriots	5/2	5	44	8.8	13	0	13	323	24.8	47	0	0	0	0	0	0	0	1	0	0	0





# CHARLES JOHNSON

## WIDE RECEIVER

6-0 ★ 205<sup>lbs</sup> ★ ACQ: FA-01  
 YEARS NFL/PATRIOTS: 8/1  
 CAREER GP/GS: 103/88 (8/6)  
 COLORADO ★ MARKETING  
 DOB: 1/3/72 ★ SAN BERNARDINO, CA



## Career Transactions

Charles Johnson was signed by the Patriots as a veteran free agent on May 31, 2001 after being released by the Philadelphia Eagles ... Originally selected by the Pittsburgh Steelers in the first round (17th overall) of the 1994 NFL draft ... Signed by the Steelers (7/21/94) ... Placed on injured reserve with a knee injury (12/23/95) and missed the remainder of the season ... Granted unconditional free agency (2/12/99) ... Signed by Philadelphia (2/16/99) ... Placed on injured reserve with a knee injury (12/3/99) and missed the remainder of the season.

## Career Highlights

- ★ **Career GP/GS: 103/88 (8/6)**
- ★ Tied a career high with 7 touchdown receptions last season for the Eagles.
- ★ Recorded career highs while with the Steelers with 65 receptions in 1998 and 1,008 yards in 1996. In five seasons with the Steelers, he became the franchise's sixth ranked all-time leading receiver with 246 catches.
- ★ He was a member of the 1995 AFC champion Steelers squad that met Dallas in Super Bowl XXX.
- ★ Scored a career-high 22 points with three touchdown receptions and two 2-point conversions vs. Tennessee (11/1/98).
- ★ As a Steelers rookie in 1994, he was voted by his teammates as that club's recipient of the Ed Block Courage Award; an honor bestowed to him in recognition of the strength of character he exhibited while rebounding from a troubled childhood.

## Seasonal Reviews

**2000 (16/16, 2/2 – Philadelphia):** Started every game for the Eagles and led the team with 7 touchdown receptions, tying his own career high ... Finished second on the team with 56 receptions for 642 yards and a long of 59 ... His 7 touchdown receptions ranked 10th in the NFC ... Caught at least one pass in every game. **N.Y. Giants (9/10):** Caught 5 passes for 48 yards. **Atlanta (10/1):** Caught a season-high 6 passes for 47 yards, including a touchdown in a 38-10 victory over the Falcons. **Arizona (10/15):** Recorded a season-long 59-yard reception in a 33-14 win over the Cardinals. **Chicago (10/22):** Added another 6 receptions (tying his season high) for 57 yards in a 13-9 victory over the Bears. **Cleveland (12/10):** Posted a season-high 93 yards on 5 receptions, including two touchdowns in a 35-24 victory over the Browns.

**1999 (11/11 – Philadelphia):** In his first season as an Eagle, started 11 games and posted 34 receptions for 414 yards and 1 touchdown in Philadelphia's "West Coast" offense. **N.Y. Giants (10/3):** He was credited with a safety after tackling Phillippi Sparks in the end zone after an interception and failed lateral attempt by Jason Sehorn. **Dallas (10/10):** Caught a 36-yard pass from Doug Pederson to set up a field goal and scored on a 28-yard reception to win the game. **N.Y. Giants (10/31):** Caught a season-high 8 passes for 84 yards. **Indianapolis (11/21):** Suffered a sprained knee and was inactive the following week at Washington (11/28) ... Placed on injured reserve (12/3/99) ... He was the club's leading receiver at the time of the injury.

## JOHNSON'S BLUEPRINTS

- ★ Charles helped raise his little sister, Christine, while living in 16 different places during Charles' high school years.
- ★ Charles has always been a good student, earning all-academic honors at Colorado.

**1998 (16/16 – Pittsburgh):** In the last of his five campaigns with the Steelers, he enjoyed one of the best seasons of his career ... Moved into sixth place on the Steelers all-time reception list with 246 career receptions after posting career-high figures in catches (65) and touchdowns (7) ... Finished second on the club in receptions, one behind Courtney Hawkins (66), while posting the second-best yardage total of his career (815). **Baltimore (10/18):** Scored on his longest reception of the year, a 55-yard touchdown strike from Stewart. **Kansas City (10/26):** Hauled in a game-winning 5-yard touchdown in a 20-13 victory over the Chiefs. **Tennessee (11/1):** Caught a season-high 9 passes for 115 yards and scored a career-best 3 touchdown receptions (all from QB Kordell Stewart) ... He added another four points, converting a pair of 2-point conversions in a 41-31 loss to the Oilers. **Green Bay (11/9):** Recorded 5 receptions, including a touchdown ... It was his fourth consecutive game with a reception for touchdown.

**1997 (13/11, 2/2 – Pittsburgh):** Finished second on the Steelers with 46 receptions for 568 yards and 2 touchdowns, despite missing three games (Weeks 7-9) due to a knee injury. **Philadelphia (11/6):** Recorded a season-high 7 receptions for 106 yards. **PLAYOFFS:** Started in both playoff games and caught 3 passes for 28 yards in a 7-6 victory over the Patriots (1/3/98) ... Scored his first post-season touchdown in an AFC Championship Game loss to Denver (1/11).

**1996 (16/12, 2/2 – Pittsburgh):** Led the team in receiving with 1,008 yards on 60 receptions ... It was his first 1,000-yard season of his career ... In his first two seasons, he had combined for 1,009 yards ... He became just the sixth



player in Steelers franchise history to eclipse the 1,000-yard plateau ... Finished the season ranked second on the club in receptions (60) and receiving touchdowns (3) ... Totaled five 100-yard performances overall - four in regular season play and one in the postseason ... All of his regular season 100-yard efforts were completed on the road ... Among the league's top 40 qualifiers, Johnson ranked third with a 16.8-yard average per reception. **Baltimore (9/8)**: Scored his first touchdown of the season. **Kansas City (10/7)**: Recorded his first 100-yard game of the season with 125 yards on 6 receptions in a 17-7 victory over the Chiefs ... Had long receptions of 45 and 32 yards. **Houston (10/20)**: Recorded a season-high 155 yards receiving on just five receptions, including a 70-yard touchdown pass from Mike Tomczak. **Atlanta (10/27)**: Followed his 155-yard effort with 110 yards on 8 receptions in a 20-17 victory over the Falcons ... It was his third 100-yard performance in four weeks. **PLAYOFFS**: Caught 5 passes for 109 yards in the AFC Wild Card Game vs. Indianapolis. (12/29) ... Started in the AFC Divisional play-off game against the Patriots (1/5/97), but did not have a reception in a 28-3 defeat.

**1995 (15/10, 0/0 - Pittsburgh)**: Started 10 of the 15 games in which he played and hauled in 38 passes. **Detroit (9/3)**: Opened the season with 6 receptions for 51 yards. **Minnesota (9/24)**: Tied his season-high with 6 receptions for 75 yards. **Houston (12/3)**: Injured his right knee and missed the remainder of the Steelers AFC Championship season on injured reserve.

**1994 (16/9, 2/0 - Pittsburgh)**: Played in every game in his rookie year, starting nine of the first 11 contests ... His 38 receptions led all Steelers wideouts and ranked third on the team overall ... He ranked fourth among the league's rookie receivers. **Dallas (9/4)**: Made his NFL starting debut in the 1994 season opener against the Cowboys and caught 2 passes for 21 yards. Made an immediate impact, catching 14 passes in the next three games, including a season-high 7 receptions for 99 yards and a touchdown. **Seattle (9/25)**: It was his first career touchdown reception. **Miami (11/20)**: Matched his season-high with 7

receptions for 84 yards in a 16-13 victory over the Dolphins. **Cincinnati (12/4)**: Returned a kickoff 71 yards. **San Diego (12/24)**: Saved his best for last when he posted 165 yards receiving on 4 catches, including a pair of touchdown receptions ... Scored on an 84-yard pass from Mike Tomczak ... Finished the game with 273 all-purpose yards (including 108 combined yards on 3 punt and 6 kick returns). **PLAYOFFS**: Played in both playoff games and returned 6 kicks for 101 yards.

## College

One of the greatest receivers in Colorado history, Johnson finished his career as the school's all-time leader in receiving yards (2,447) while tying the mark for career touchdown receptions (15) ... Ranked second in career receptions with 127 ... Became the first Colorado player to ever surpass the 2,000-yard career receiving mark ... Capped his stellar career with a brilliant senior campaign in 1993 when he earned All-Big Eight Offensive Player of the Year honors and a spot on the first team all-conference squad ... Led the Buffaloes with 57 catches for 1,082 yards and a school-record 9 touchdown receptions ... Earned first-team All-Big Eight honors as a junior when he hauled in 57 passes for a school record 1,149 yards and 5 touchdowns ... Johnson and Michael Westbrook formed the fourth-best receiving tandem in NCAA history after both eclipsed the 1,000-yard mark in the same season.

## Personal

Charles Everett Johnson was born on Jan. 3, 1972 in San Bernardino, Calif. ... He attended Cajon High, where he earned All-American honors with 48 career receptions for 899 yards and 17 touchdowns ... He also lettered in basketball and track, competing in the 110m and 300m hurdles ... In college, he earned all-academic honors while earning a 3.0 G.P.A. and graduating with a degree in marketing after just three years while playing football at Colorado ... Charles and his wife, Tanisha (a Colorado grad who starred on the Buffaloes track team), have a son, Charles III.

## CHARLES JOHNSON

Pos:	WR	Ht:	6-0	Wt:	205	Year:	8th	Acq:	FA-01	College:	Colorado	Born:	1/3/72											
Regular Season		Receiving						Rushing				Punt Returns			Kickoff Returns			Misc						
Year	Team	G/S	No	Yds	Avg	Lg	TD	No	Yds	Avg	Lg	TD	No	Yds	Avg	TD	No	Yds	Avg	TD	F	TD	Pts	
1994	Steelers	16/9	38	577	15.2	84t	3	4	-1	-0.3	7	0	15	90	6.0	0	16	345	21.6	0	2	3	18	
1995	Steelers	15/12	38	432	11.4	33	0	1	-10	-10.0	-10	0	0	0	0	0	2	47	23.5	0	0	0	0	
1996	Steelers	16/13	60	1008	16.8	70t	3	0	0	0	0	0	0	0	0	0	6	111	18.5	0	1	3	20	
1997	Steelers	13/11	46	568	12.3	49	2	0	0	0	0	0	0	0	0	0	0	0	0	0	0	2	12	
1998	Steelers	16/16	65	815	12.5	55t	7	1	4	4.0	4	0	0	0	0	0	0	0	0	0	0	7	46	
1999	Eagles	11/11	34	414	12.2	36	1	0	0	0	0	0	1	0	0.0	0	0	0	0	0	0	2	1	8
2000	Eagles	16/16	56	642	11.5	59	7	5	18	3.6	15	0	0	0	0	0	0	0	0	0	0	0	7	42
Totals-7 years		103/88	337	4456	13.2	84t	23	11	11	1.0	15	0	16	90	5.6	0	24	503	21.0	0	5	23	146	
Postseason		Receiving						Rushing				Punt Returns			Kickoff Returns			Misc						
Year	Team	G/S	No	Yds	Avg	Lg	TD	No	Yds	Avg	Lg	TD	No	Yds	Avg	TD	No	Yds	Avg	TD	F	TD	Pts	
1994	Steelers	2/0	0	0	0	0	0	0	0	0	0	0	0	0	0	0	0	0	0	0	0	0	0	
1995	Steelers	0/0	Injured Reserve																					
1996	Steelers	2/2	5	109	21.8	35	0	0	0	0	0	0	0	0	0	0	0	0	0	0	0	0	0	
1997	Steelers	2/2	6	62	10.3	14t	1	0	0	0	0	0	0	0	0	0	0	0	0	0	0	1	6	
2000	Eagles	2/2	10	100	10.0	25	0	0	0	0	0	0	0	0	0	0	0	0	0	0	0	0	0	
Totals-4 years		8/6	21	271	12.9	35	1	0	0	0	0	0	0	0	0	0	0	0	0	0	0	1	6	



# JOHNSON'S CAREER GAME-BY-GAME

1994	Opponent	P/S	No	Yds	Avg	Lg	TD	W/L	Score
9/4	Dallas		2	21	10.5	-	0	L	9-26
9/11	at Cleveland		5	72	14.4	-	0	W	17-10
9/18	Indianapolis		2	20	10.0	-	0	W	31-21
9/25	at Seattle		7	99	14.1	-	1	L	13-30
10/3	Houston		0	0	0	0	0	W	30-14
10/16	Cincinnati		1	25	25.0	25	0	W	14-10
10/23	at N.Y.G		0	0	0	0	0	W	10-6
10/30	at Arizona		1	6	6.0	6	0	L	17-20
11/6	at Houston		2	8	4.0	-	0	W	12-9
11/14	Buffalo		4	40	10.0	-	0	W	23-10
11/20	Miami		7	84	12.0	-	0	W	16-13
11/27	at L.A. Raiders		1	14	14.0	14	0	W	21-3
12/4	at Cincinnati		0	0	0	0	0	W	38-15
12/11	Philadelphia		2	23	11.5	-	0	W	14-3
12/18	Cleveland		0	0	0	0	0	W	17-7
12/24	at San Diego		4	165	41.3	-	2	L	34-37
<b>1994 Totals</b>			<b>16/9</b>	<b>38</b>	<b>577</b>	<b>15.2</b>	<b>84t</b>	<b>3</b>	<b>12-4</b>

1995	Opponent	P/S	No	Yds	Avg	Lg	TD	W/L	Score
9/3	Detroit		6	51	8.5	-	0	W	23-20
9/10	at Houston		2	14	7.0	-	0	W	34-17
9/18	at Miami		3	23	7.7	-	0	L	10-23
9/24	Minnesota		6	75	12.5	-	0	L	24-44
10/1	San Diego		1	9	9.0	9	0	W	31-16
10/8	at Jacksonville		3	40	13.3	-	0	L	16-20
10/19	Cincinnati		4	34	8.5	-	0	L	9-27
10/29	Jacksonville		2	21	10.5	-	0	W	24-7
11/5	at Chicago		4	52	13.0	-	0	W	37-34
11/13	Cleveland		4	50	12.5	-	0	W	20-3
11/19	at Cincinnati		1	33	33.0	33	0	W	49-31
11/26	at Cleveland		1	15	15.0	15	0	W	20-17
12/3	Houston		1	15	15.0	15	0	W	21-7
12/10	at Oakland							W	29-10
12/16	New England							W	41-27
12/24	at Green Bay							L	19-24
<b>1995 Totals</b>			<b>15/10</b>	<b>38</b>	<b>432</b>	<b>11.4</b>	<b>33</b>	<b>0</b>	<b>11-5</b>

1996	Opponent	P/S	No	Yds	Avg	Lg	TD	W/L	Score
9/1	at Jacksonville		2	16	8.0	-	0	L	9-24
9/8	Baltimore		4	66	16.5	-	1	W	31-17
9/16	Buffalo		2	17	8.5	-	0	W	24-6
9/29	Houston		3	87	29.0	-	1	W	30-16
10/7	at Kansas City		6	125	20.8	-	0	W	17-7
10/13	Cincinnati		2	47	23.5	-	0	W	20-10
10/20	at Houston		5	155	31.0	-	1	L	13-23
10/27	at Atlanta		8	110	13.8	-	0	W	20-17
11/3	St. Louis		2	29	14.5	-	0	W	42-6
11/10	at Cincinnati		2	21	10.5	-	0	L	24-34
11/17	Jacksonville		0	0	0	0	0	W	28-3
11/25	at Miami		5	60	12.0	-	0	W	24-17
12/1	at Baltimore		8	117	14.6	-	0	L	17-31
12/8	San Diego		4	67	16.8	-	0	W	16-3
12/15	San Francisco		4	57	14.3	-	0	L	15-25
12/22	at Carolina		3	34	11.3	-	0	L	14-18
<b>1996 Totals</b>			<b>16/12</b>	<b>601,008</b>	<b>16.8</b>	<b>70</b>	<b>3</b>		<b>10-6</b>

1997	Opponent	P/S	No	Yds	Avg	Lg	TD	W/L	Score
8/31	Dallas		2	19	9.5	-	0	L	7-37
9/7	Washington		3	33	11.0	-	0	W	14-13
9/22	at Jacksonville		4	88	22.0	-	0	L	21-30
9/28	Tennessee		1	4	4.0	4	0	W	37-24
10/5	at Baltimore		5	51	10.2	-	2	W	42-34
10/12	Indianapolis		3	58	19.3	-	0	W	24-22
10/19	at Cincinnati							W	26-10
10/26	Jacksonville							W	23-17

11/3	at Kansas City							L	10-13
11/9	Baltimore		1	10	10.0	10	0	W	37-0
11/16	Cincinnati		1	12	12.0	12	0	W	20-3
11/23	at Philadelphia		7	106	15.1	-	0	L	20-23
11/30	at Arizona		5	41	8.2	-	0	W	26-20
12/7	Denver		4	29	7.3	-	0	W	35-24
12/13	at New England		6	87	14.5	-	0	W	24-21
12/21	at Tennessee		4	30	7.5	-	0	L	6-16
<b>1997 Totals</b>			<b>13/11</b>	<b>46</b>	<b>568</b>	<b>12.3</b>	<b>49</b>	<b>2</b>	<b>11-5</b>

1998	Opponent	P/S	No	Yds	Avg	Lg	TD	W/L	Score
9/6	at Baltimore		5	48	68.0	-	1	W	20-13
9/13	Chicago		5	40	8.0	-	0	W	17-12
9/20	at Miami		2	40	20.0	-	0	L	0-21
9/27	Seattle		2	19	9.5	-	0	W	13-10
10/11	at Cincinnati		2	19	9.5	-	0	L	20-25
10/18	Baltimore		2	71	35.5	-	1	W	16-6
10/26	at Kansas City		1	5	5.0	5	1	W	20-13
11/1	Tennessee		9	115	12.8	-	3	L	31-41
11/9	Green Bay		5	48	9.6	-	1	W	27-20
11/15	at Tennessee		4	47	11.8	-	0	L	14-23
11/22	Jacksonville		7	63	9.0	-	0	W	30-15
11/26	at Detroit		5	66	13.2	-	0	L	16-19
12/6	New England		5	61	12.2	-	0	L	9-23
12/13	at Tampa Bay		4	34	8.5	-	0	L	3-16
12/20	Cincinnati		4	58	14.5	-	0	L	24-25
12/28	at Jacksonville		4	61	15.3	-	0	L	3-21
<b>1998 Totals</b>			<b>16/16</b>	<b>65</b>	<b>815</b>	<b>12.5</b>	<b>55t</b>	<b>7</b>	<b>7-9</b>

1999	Opponent	P/S	No	Yds	Avg	Lg	TD	W/L	Score
9/12	Arizona		3	24	8.0	15	0	L	24-25
9/19	Tampa Bay		3	38	12.7	25	0	L	5-19
9/26	at Buffalo		4	45	11.3	35	0	L	0-26
10/3	at N.Y.G		3	38	12.7	14	0	L	15-16
10/10	Dallas		2	64	32.0	36	1	W	13-10
10/17	at Chicago		4	30	7.5	17	0	W	20-16
10/24	at Miami		4	59	14.8	30	0	L	13-16
10/31	N.Y.G		8	84	10.5	25	0	L	17-23
11/7	at Carolina		3	32	10.7	13	0	L	7-33
11/14	Washington		0	0	0	0	0	W	35-28
11/21	Indianapolis		0	0	0	0	0	L	17-44
11/28	at Washington							L	17-20
12/5	at Arizona							injured reserve	L 17-21
12/12	at Dallas							injured reserve	L 10-20
12/19	New England							injured reserve	W 24-9
1/2/00	St. Louis							injured reserve	W 38-31
<b>1999 Totals</b>			<b>11/11</b>	<b>34</b>	<b>414</b>	<b>12.2</b>	<b>36</b>	<b>1</b>	<b>5-11</b>

2000	Opponent	P/S	No	Yds	Avg	Lg	TD	W/L	Score
9/3	at Dallas		1	5	5.0	5	0	W	41-14
9/10	N.Y.G		5	48	9.6	20	0	L	18-33
9/17	at Green Bay		3	20	6.7	9	0	L	3-6
9/24	at New Orleans		3	48	16.0	21t	1	W	21-7
10/1	Atlanta		6	47	7.8	18	1	W	38-10
10/8	Washington		4	52	13.0	30t	1	L	14-17
10/15	at Arizona		4	68	17.0	59	0	W	33-14
10/22	Chicago		6	57	9.5	25	0	W	13-9
10/29	at N.Y.G		1	25	25.0	25t	1	L	7-24
11/5	Dallas		3	34	11.3	17	0	W	16-13
11/12	at Pittsburgh		4	18	4.5	9	0	W	26-23
11/19	Arizona		0	0	0	0	0	W	34-9
11/26	at Washington		3	17	5.7	8	0	W	23-20
12/3	Tennessee		4	41	10.3	18	0	L	13-15
12/10	at Cleveland		5	93	18.6	38t	2	W	35-24
12/24	Cincinnati		4	69	17.3	39t	1	W	16-7
<b>2000 Totals</b>			<b>16/16</b>	<b>56</b>	<b>642</b>	<b>11.5</b>	<b>59</b>	<b>7</b>	<b>11-5</b>





# GARRETT JOHNSON

## NOSE TACKLE

6-3 ★ 298<sup>LBS</sup> ★ ACQ: FA-00  
 YEARS NFL/PATRIOTS: 2/2  
 CAREER GP/GS: 8/2 (0/0)  
 ILLINOIS ★ SPEECH COMMUNICATIONS  
 DOB 12/31/75 ★ BELLEVILLE, IL



### Career Transactions

Originally signed with the Patriots as a rookie free agent (4/20/99) ... Waived from the Patriots (9/5/99) ... Signed to the Patriots practice squad (9/7/99) ... Released from the Patriots practice squad (9/29/99) ... Re-signed to the Patriots practice squad (12/7/99) ... Re-signed to the Patriots active roster (1/5/00) ... Allocated to the Barcelona Dragons of NFL Europe ... Waived by the Patriots (8/27/00) ... Signed to the practice squad (8/29/00) ... Signed to the Patriots active roster (10/14/00).

### Career Highlights

★ Career GP/GS: 8/2 (0/0)

### Seasonal Reviews

**2000 (8/2):** Started in two of the eight games he played in after being activated from the practice squad on Oct. 14 ... Recorded a career-high 11 tackles. **N.Y. Jets (10/15):** Made his NFL debut and recorded one tackle. **Kansas City (12/4):** Established a single-game career-high with four tackles in the Patriots 30-24 win on Monday Night Football. **Buffalo (12/17):** Started his first NFL game and recovered a Doug Flutie fumble, thwarting a Bills drive at the Patriots one-yardline ... Added three tackles.

**2000 (Barcelona - NFL Europe):** Totaled 21 tackles, including four sacks and one fumble recovery with the Dragons.

**1999 (0/0):** Johnson had two stints on the Patriots practice squad during the 1999 season ... He was signed to the practice squad on Sept. 9 but was released on Sept. 29 ... Johnson was later re-signed to the practice squad on Dec. 7 and spent the remainder of the season with the Patriots.

### College

Johnson was a four-year letterman who started 32 of 39 games ... Recorded 182 tackles (121 solos), eight-and-a-half sacks, 22 tackles for losses, four fumble recoveries and one forced fumble ... Established career-highs with 66 tackles (44 solos) and a team-high five-and-a-half sacks and 11 stops for losses while starting in all 11 games during senior season ... Earned Illinois Rookie of the Year honors following a 45-tackle performance during the 1995 season.

### Personal

Garrett Johnson was born the son of Herschel and Donna Johnson on New Year's Eve, 1975 ... Named to the *Champaign-Urbana News-Gazette* and *Chicago Sun-Times* first-team all-state squads at Belleville East

(Ill.) High ... Three-year regular for high school's basketball team and competed in the shot put for the track team ... Father, Herschel, was a defensive lineman for Illinois from 1966-68 ... Majored in speech communications.

### JOHNSON'S BLUEPRINTS

- ★ Garrett spent the 2000 NFL Europe season with the Barcelona Dragons and recorded 21 tackles.
- ★ Garrett played in the 2001 Patriots Charitable Golf Tournament at Belmont Country Club, which raised over \$300,000 for the Patriots Charitable Foundation.


## GARRETT JOHNSON

Pos: NT Ht: 6-3 Wt: 298 Year: 2 Acq: FA-00 College: Illinois Born: 12/31/75

Regular Season Tackles Interceptions Miscellaneous

Year	Team	G/S	TT	UT	A	S	Yds	No	Yds	Avg	Lg	TD	PD	FF	FR	Yds	TD	SpT
2000	Patriots	8/2	11	5	6	0	0	0	0	0.0	0	0	0	0	0	1	0	0





# LEE JOHNSON

## PUNTER

6-2 ★ 202<sup>LBS</sup> ★ ACQ: UFA-99 (CHI)  
 YEARS NFL/PATRIOTS: 17/3  
 CAREER GP/GS: 248/0 (7/0)  
 BRIGHAM YOUNG ★ BUSINESS  
 DOB 11/27/61 ★ CONROE, TX



### Career Transactions

Lee Johnson signed with the Patriots as an unrestricted free agent on Feb. 18, 1999 ... He was originally drafted by the Houston Oilers in the fifth round (138th overall) of the 1985 NFL draft ... He was also selected by the Houston Gamblers in the ninth round (125th pick) of the 1985 USFL draft ... Signed with the Oilers on June 25, 1985 ... Claimed off waivers by the Buffalo Bills on Dec. 2, 1987 ... Claimed off waivers by the Cleveland Browns on Dec. 10, 1987 ... Claimed off waivers by the Cincinnati Bengals on Sept. 23, 1988 ... Granted free agency on Feb. 1, 1991 and re-signed with Cincinnati ... Granted unconditional free agency on March 1, 1993, but re-signed with the Bengals on May 10, 1993 ... Terminated by the Bengals on Dec. 7, 1998.

### Career Highlights

- ★ **Career GP/GS: 248/0 (7/0)**
- ★ Johnson became the all-time leading punter in NFL history during the 2000 season with 1,163 punts, passing Dave Jennings (1,154). He has also amassed 49,428 yards punting and only needs 44 more yards to move past Rohn Stark (49,471) to become the all-time leader in that category as well.
- ★ Johnson finished the 2000 season with a career-high 31 punts inside the 20-yard line, increasing his career total to 302. He ranks third in NFL history behind both Jeff Feagles (325) and Sean Landeta (306).
- ★ Johnson completed an 18-yard pass on a fake field goal against the Colts (10/8/00) and the Patriots scored a touchdown on the next play. During his career, Johnson has completed 83 percent of his pass attempts (5-of-6), including two passes for touchdowns, giving him a passer rating of 131.9.
- ★ Joined the Patriots after 11 seasons in Cincinnati, where he holds the career records for punts (746) and punt yardage (32,196).
- ★ In 1997, Johnson and Boomer Esiason became the 19th and 20th players to play 10 or more seasons with Cincinnati, and Johnson ran his streak of consecutive games played for the Bengals to 169.

★ In addition to punting, Johnson also holds on all placement kicks and has been used on kickoffs. He has also been used for long field goal attempts and was successful on kicks of 50 and 53 yards while with the Bengals.

★ He has played in 248 of a possible 252 games during his career.

### Seasonal Reviews

**2000 (16/0):** Played in 16 games and averaged 42.7 yards on 89 punts ... Set a career-high with 31 punts inside the 20-yard line ... Boosted his career totals to 1,163 punts for 49,428 yards ... Became NFL's all-

time leading punter passing Dave Jennings (1,154) with his third punt at Buffalo (12/17) ... Moved into second place in punting yards and needs 44 yards to pass Rohn Stark (49,471). **Tampa Bay (9/3):** Five of his nine punts pinned the Buccaneers inside their 20-yard line while only one went into the end zone for a touch-back ... He helped limit the Bucs to three returns for a total of 13 yards forcing the return man, Karl Williams, to call for four fair catches. **Minnesota**

**(9/17):** Placed three of his four punts inside the 20-yard line, helping limit punt returners to eight total return yards on two returns. **Denver (10/1):** Punted season-high 56-yard punt. **Indianapolis (10/8):** Converted a fake field goal attempt when he connected with Eric Bjornson on career-high 18-yard completion ... The Patriots scored a touchdown on the next play ... Completed five of six career pass attempts for 37 yard. **Buffalo (11/5):** Tied career-high with six punts inside the 20 ... Helped limit the Bills punt returners to three returns for 14 total yards. **Detroit (11/23):** Booted his longest punt as a Patriot, 62 yards, on way to a season-high 50.4 average (four punt minimum) on five punts. **Buffalo (12/17):** Fought adverse winter conditions to boot four of seven punts inside the 20-yard line and average 42.3 yards per punt.

### JOHNSON'S BLUEPRINTS

- ★ Before Lee joined the Bengals in 1988, he was strictly a barefoot punter, believed to be the first since Henry "Hawaiian" Hughes of the 1932 Boston Braves. But after going to Cincinnati, he switched to wearing a shoe.
- ★ Lee has worked as a stockbroker in the offseason.

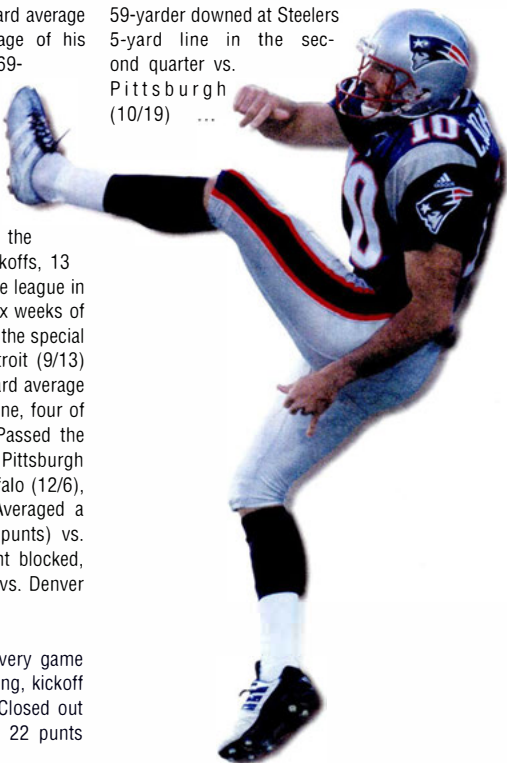


**1999 (16/0):** Saw action in every game as the punter and placement holder ... Finished the year with 90 punts for 3,735 yards, a 41.5-yard average ... His 90 punts were the fourth highest single-season total by a Patriot punter and the most since Shawn McCarthy set a franchise record with 103 punts in 1992. **N.Y. Jets (9/12):** Made his Patriots debut averaging 48 yards per punt with a long of 51 yards. **Indianapolis (9/19):** Averaged 49.2 yards per punt on six kicks, including a long of 57 yards vs. the Colts. **N.Y. Giants (9/26):** Boomed his longest punt of the season, a 58-yarder, against the Giants. **Kansas City (10/10):** Named special teams co-captain for the game. **Arizona (10/31):** Registered a season-high 10 punts, including five that were pinned inside-the-20, yet the Patriots scored 27 points in their most lopsided win of the season (27-3). **Buffalo (11/28):** Picked up 13 yards on a fake punt to convert a first down ... It was the longest run from scrimmage in Johnson's 15-year career ... His six previous charged rushes netted -25 yards. **Philadelphia (12/19):** Averaged 49.5 yards on six punts and tied his season-long with a 58-yarder vs. the Eagles.

**1998 (13/0-Cincinnati):** Played in each of the first 13 games for the Bengals before his release on Dec. 7 ... Finished his 14th NFL season with 69 punts for 3,083 yards and a long of 69 yards ... His 44.7-yard average per punt was the second-highest average of his career and ranked fifth in the AFC ... His 69-yard punt came in his last game as a Bengal, Dec. 6 vs. Buffalo ... It was the second-longest punt of his career ... Became the Bengals record holder for career punts (746) and punt yardage (32,196), breaking records formerly set by Pat McNally ... He also continued as the team's kickoff specialist ... Of his 50 kickoffs, 13 were downed in the end zone ... He led the league in touchback percentage through the first six weeks of the season (10 of 22; 45.5%) ... Received the special teams Game Ball for performance at Detroit (9/13) when he punted seven times for a 48.1-yard average and kicked all six kickoffs into the end zone, four of which were downed for touchbacks ... Passed the 40,000-yard mark for his career vs. Pittsburgh (10/11) ... Booted a 69-yard punt vs. Buffalo (12/6), just 1 yard shy of his career-high ... Averaged a season-high 49.8 yards per punt (four punts) vs. Jacksonville (11/29) ... Had just one punt blocked, only the fifth of his distinguished career, vs. Denver (11/1).

**1997 (16/0, 0/0-Cincinnati):** Played in every game for the Bengals, handling the team's punting, kickoff and placement holder responsibilities ... Closed out the season in a punting groove, nailing 22 punts

inside the opponent's 20-yard line with just one touchback in the last 10 games of the season ... Had more than three times as many inside-the-20 kicks as touchbacks (27-8) ... His plus-19 differential in that category tied for seventh in the NFL ... His 27 punts inside-the-20 are a career-high ... Awarded special teams Game Ball by his coaches after a victory over Dallas (12/14), when he averaged 48.0 yards per punt on four punts, including three which were downed within 10 yards of the Cowboys goal line ... His Dallas performance included a season-long 66-yard punt to the Cowboys 5 in the first quarter, a 48-yarder to the Cowboys 3 in the third quarter, and a 44-yarder to the Cowboys 10 with 1:00 to play in the fourth quarter, helping to seal the victory ... Set a club record with 11 punts vs. San Diego (11/2), breaking the previous mark of 10 ... San Diego performance included six kicks inside-the-20 with no touchbacks ... As Bengals protected 38-31 final victory margin over San Diego, Johnson had a 48-yard punt downed at the Chargers 5 with 4:30 to play, and a 40-yarder out-of-bounds at Chargers 16 with 2:05 remaining ... Had 49-yard punt to Cardinals 11 in fourth quarter of comeback victory Aug. 31 vs. Arizona ... Kicked 62 yards to Ravens 4 in second quarter Sept. 7 at Baltimore ... Had 48-yarder to Oilers 5 in first quarter Oct. 12 at Tennessee, and 59-yarder downed at Steelers 5-yard line in the second quarter vs. Pittsburgh (10/19) ...



## SINGLE-GAME CAREER HIGHS

### Regular Season

<b>Punts:</b>	11 vs. San Diego (11/2/97)
<b>Yards:</b>	474 vs. San Diego (11/2/97)
<b>Longest:</b>	70 vs. Cleveland (10/22/90)
<b>Inside 20:</b>	6 vs. Buffalo (11/5/00) vs. San Diego (11/2/97)
<b>Blocked:</b>	1 vs. Miami (12/24/00) vs. Denver (11/1/98)

Kicked 36 yards to fair catch at Jaguars 10 with 0:22 to play Nov. 23 vs. Jacksonville, helping ice 31-26 victory ... Had 46-yard punt to Ravens 9 in fourth quarter of victory Dec. 21 vs. Baltimore, and had three inside-the-20 for the game with no touchbacks.

**1996 (16/0, 0/0 - Cincinnati):** Finished fourth in the NFL in punting, less than a yard off the league-leading 46.3-yard average of Miami's John Kidd ... Totaled 3,630 punt yards on 80 punts ... His 3,630 yards was the fifth-highest total in franchise history ... For the first time since he joined the Bengals in 1988, he did not attempt either a field goal or a pass during the season ... Averaged over 50 yards per punt in four games, including three straight in Games 2-4 ... Averaged 52.0 at San Diego (9/8), and 53.3 in the next two games, vs. New Orleans (9/15) and vs. Denver (9/29) ... Averaged 52.5 yards per punt vs. Indianapolis (12/22) ... Punting average of 45.4 (actually 45.38) was third-best in franchise history, behind Dave Lewis' 46.2 in 1970 and Pat McNally's 45.44 in 1981 ... Had a 67-yard punt vs. Denver, third-longest of his career ... The punt was muffed and recovered by Cincinnati at the Denver 11 ... Also vs. Denver, he had a 57-yard punt downed at the Broncos 3-yard line and had two touchbacks on three kickoffs ... Had season-high three punts inside-the-20 at San Francisco, including a 55-yarder ... Had a punt blocked by Antonio Goss in third quarter Sept. 1 at St. Louis.

**1995 (16/0, 0/0-Cincinnati):** Played in every game and averaged 42.1 yards per punt on 68 punts ... Had 26 punts downed inside-the-20 and only four touchbacks, a plus-22 differential which led the NFL ... Over the last 10 games, had 18 inside-the-20 kicks and only one touchback ... Ranked second by the narrowest of margins (38.634 yards to 38.632) to Jacksonville's Bryan Barker for the league's net punting title ... Led the NFL in net punting for 12 different weeks during the season ... Averaged more than 42 yards in gross punting average (42.1) for seventh straight season ... Led special teams with 14 "big plays," as designated by coaching staff ... Fine year as holder for place kicks included handling of low snap on Doug Pelfrey's game-winning 51-yard field goal as time expired in the season finale vs.

Minnesota (12/24) ... Took snap as holder on fake field goal Sept. 17 at Seattle and passed to James Joseph for a 5-yard gain and a first down ... Tied for second in AFC with nine touchbacks on kickoffs ... Longest punt was 61 yards vs. Pittsburgh (11/19) ... Best game average was 52.0 at Indianapolis (9/3) ... Missed the fourth quarter of the season opener at Indianapolis after pulling his hamstring on a kickoff, but returned to action the following week and was injury-free the rest of the season.

**1994 (16/0, 0/0-Cincinnati):** Appeared in every game for the Bengals ... Lost the AFC punting title in to the Raiders Jeff Gossett, whose 43.86 averaged barely edged out Johnson's 43.81 average ... Had 19 kicks downed inside-the-20 compared to just nine touchbacks ... Completed a 7-yard touchdown shovel pass to Jeff Cothran at Pittsburgh (10/16) on a fake field goal ... It was the longest pass of his career and his second touchdown pass ... Averaged season-high 52.3 punting yards in victory at Seattle (11/6), including a season-long 64-yarder which was downed at the Seattle 2-yard line in overtime ... Suffered first blocked punt in five seasons at Cleveland (10/23) when Gerald Dixon blocked a punt into the end zone, which Travis Hill recovered for a Browns score ... Handled majority of team's kickoffs throughout the season.

## NFL RECORD BOOK

Johnson is now the all-time NFL leader with 1,163 punts, passing Dave Jennings (1,154). He has also amassed 49,428 yards punting and only needs 44 more yards to move past Rohn Stark (49,471) to become the all-time leader in that category as well.

Johnson has also amassed 302 career punts inside the 20-yard line, ranking him third on the NFL's all-time list.

Punts			
Rk.	Punts	Player	Years
1.	1,163	Lee Johnson	1985-
2.	1,154	Dave Jennings	1974-87
3.	1,141	Rohn Stark	1982-97

Punting Yards			
Rk.	Yards	Player	Years
1.	49,471	Rohn Stark	1982-97
2.	49,428	Lee Johnson	1985-
3.	47,567	Dave Jennings	1974-87

Kicks Inside 20-Yard Line			
Rk.	Kicks	Player	Years
1.	328	Jeff Feagles	1988-
2.	306	Sean Landeta	1985-
3.	302	Lee Johnson	1985-



**1993 (16/0, 0/0-Cincinnati):** Appeared in every game for the Bengals and set a franchise record with 3,954 yards punting ... His 90 attempts were just one shy of Pat McNally's 1978 team record ... Did not allow for a blocked punt for his fourth consecutive season ... Had a career-best single-game average of 55.0 yards at Houston (10/24) ... Recorded season-longs of 60 yards at Kansas City (10/10) and again the following week vs. Cleveland (10/17) ... Had 52 kick-offs, 14 of which were downed in the end zone.

**1992 (16/0, 0/0-Cincinnati):** Appeared in every game ... Topped the 3,000-yard plateau with 3,196 yards punting for the first time since 1986 ... Posted his third straight average of 42.0 or better since becoming accustomed to wearing shoe ... Prior to joining Cincinnati, Johnson was strictly a barefoot punter, believed to be the first since Henry "Hawaiian" Hughes of the 1932 Boston Braves.

**1991 (16/0, 0/0-Cincinnati):** Set a personal career high for the second straight year with 43.7-yard punting average ... Kicked a 53-yard field goal at Buffalo (10/21) ... The 53-yarder was his longest of his career.

**1990 (16/0, 2/0-Cincinnati):** Participated in every game for the Bengals, including both playoff games, and was credited with the longest punts of the NFL season with a pair of 70-yarders, first vs. New England (9/23) and again at Cleveland (10/22) ... Those punts still rate as the longest in Bengals history and the longest of Johnson's career ... Finished third in the AFC with a 42.3-yard punting average, and averaged 49.1 yards on eight punts in two play-off games ... Tossed a 4-yard touchdown pass to Rodney Holman vs. New England (9/23), the first of his career, after serving as the holder on a fake field goal attempt ... Provided eight punts for 393 yards and a 49.1 yard average in two playoff games.

**1989 (16/0, 0/0-Cincinnati):** Completed his first full season with the Bengals and punted 61 times for 40.1 average ... Suffered first two blocked punts of his NFL career.

**1988 (3/0-Cleveland; 12/0, 3/0-Cincinnati):** Opened the season with the Cleveland Browns ... Played in three games with the Browns before his release ... Claimed on waivers by Cincinnati on Sept. 23, and became important part of team's drive to Super Bowl XXIII ... Handled kickoffs only for the Bengals from Weeks 5-13, but took over punting job as well in Week 14 ... Punted 14 times for the Bengals,

averaging 42.4 yards per punt ... Retained the punting duties throughout the playoffs, averaging 42.2 yards on 17 punts with seven inside-the-20 and no touchbacks ... Used for the first time as a long-distance field goal kicker ... Missed a 50-yard attempt vs. San Diego (12/4), but nailed a 50-yarder vs. Washington (12/17) as the Bengals won 20-17 to clinch the AFC Central title ... The Bengals claimed victories over Seattle (12/31) and Buffalo (1/8) in the playoffs to advance to Super Bowl XXIII, where they dropped a narrow 20-16 decision to the San Francisco 49ers (1/22).

**1987 (9/0-Houston; 3/0, 2/0-Cleveland):** Punted in nine games for Oilers ... Claimed on waivers Dec. 2 by Buffalo ... Subsequently waived by Buffalo and claimed Dec. 10 by Cleveland ... Punted and kicked off for Browns during their final three regular season games, plus two playoff games ... Played on the Browns team which advanced to the AFC Championship Game, but was defeated by the Denver Broncos.

**1986 (16/0, 0/0-Houston):** Played in every game for the Oilers ... Punted 88 times for 3,623 yards (41.2 avg.) and a long of 66 yards ... Dropped 26 punts inside-the-20 ... Had a league-high 36 kickoffs for touchbacks ... Ranked third in NFL with 26 punts inside-the-20.

**1985 (16/0, 0/0-Houston):** Drafted in fifth round by Houston (138th overall) and won the punting job ... In his rookie campaign, he finished with a 35.7-yard net average, third best in AFC.

## College

Handled punting and placekicking at BYU ... Averaged 47.0 yards per punt on 81 punts and converted 95-of-101 PATs and 24 of 40 FG tries ... Set NCAA record at BYU with 60.4-yard average on five punts in a game against Wyoming ... College nickname was "Thunderfoot."

## Personal

Lee Johnson was born Nov. 27, 1961 in Conroe, Texas ... He attended McCullough High in The Woodlands, Texas ... Works as a stockbroker in off-season ... Works with Handicapped Ski Programs in Utah ... Hobbies include racquetball, hunting, scuba diving and jazz ... Lee and his wife, Shelly, have six children, twin daughters Kelsey and Alexandria, Madyson, Carly, Bo and Caleb.



# LEE JOHNSON

Pos: P Ht: 6-2 Wt: 202 Year: 17th Acq: FA-99 (CIN) College: Brigham Young Born: 11/27/61

Regular Season		Punts								Passing							
Year	Team	G	No	Yds	Avg	TB	In-20	LG	BLK	Att	Cmp	Pct	Yds	TD	INT	LG	RAT
1985	Oilers	16	83	3464	41.7	8	22	65	0	0	0	-	0	0	0	-	-
1986	Oilers	16	88	3623	41.2	9	26	66	0	0	0	-	0	0	0	-	-
1987	Oilers	9	41	1652	40.3	3	5	59	0	0	0	-	0	0	0	-	-
	Browns	3	9	317	35.2	1	3	66	0	0	0	-	0	0	0	-	-
1988	Browns	3	17	643	37.8	1	6	61	0	0	0	-	0	0	0	-	-
	Bengals	12	14	594	42.4	1	4	52	0	0	0	-	0	0	0	-	-
1989	Bengals	16	61	2446	40.1	11	14	62	2	0	0	-	0	0	0	-	-
1990	Bengals	16	64	2705	42.3	8	12	70	0	1	1	100.0	4	1	0	4	122.9
1991	Bengals	16	64	2795	43.7	6	15	62	0	1	1	100.0	3	0	0	3	79.2
1992	Bengals	16	76	3196	42.1	9	15	64	0	0	0	-	0	0	0	-	-
1993	Bengals	16	90	3954	43.9	12	24	60	0	1	0	0.0	0	0	0	0	39.6
1994	Bengals	16	79	3461	43.8	9	19	64	1	1	1	100.0	7	1	0	7	135.4
1995	Bengals	16	68	2861	42.1	4	26	61	0	1	1	100.0	5	0	0	5	87.5
1996	Bengals	16	80	3630	45.4	17	16	67	1	0	0	-	0	0	0	-	-
1997	Bengals	16	81	3471	42.9	8	27	66	0	0	0	-	0	0	0	-	-
1998	Bengals	13	69	3083	44.7	8	14	69	1	0	0	-	0	0	0	-	-
1999	Patriots	16	90	3735	41.5	14	23	58	0	0	0	-	0	0	0	-	-
2000	Patriots	16	89	3798	42.7	5	31	62	1	1	1	100.0	18	0	0	18	118.8
<b>Oilers Totals</b>		<b>41</b>	<b>212</b>	<b>8739</b>	<b>41.2</b>	<b>20</b>	<b>53</b>	<b>66</b>	<b>0</b>	<b>0</b>	<b>0</b>	-	<b>0</b>	<b>0</b>	<b>0</b>	-	-
<b>Browns Totals</b>		<b>6</b>	<b>26</b>	<b>960</b>	<b>36.9</b>	<b>2</b>	<b>9</b>	<b>66</b>	<b>0</b>	<b>0</b>	<b>0</b>	-	<b>0</b>	<b>0</b>	<b>0</b>	-	-
<b>Bengals Totals</b>		<b>169</b>	<b>746</b>	<b>32196</b>	<b>43.2</b>	<b>93</b>	<b>186</b>	<b>70</b>	<b>5</b>	<b>5</b>	<b>4</b>	<b>80.0</b>	<b>19</b>	<b>2</b>	<b>0</b>	<b>7</b>	<b>122.1</b>
<b>Patriots Totals</b>		<b>32</b>	<b>179</b>	<b>7533</b>	<b>42.1</b>	<b>19</b>	<b>54</b>	<b>62</b>	<b>1</b>	<b>1</b>	<b>1</b>	<b>100.0</b>	<b>18</b>	<b>0</b>	<b>0</b>	<b>18</b>	<b>118.8</b>
<b>Career Totals</b>		<b>248</b>	<b>1163</b>	<b>49,428</b>	<b>42.5</b>	<b>134</b>	<b>302</b>	<b>70</b>	<b>6</b>	<b>6</b>	<b>5</b>	<b>83.3</b>	<b>37</b>	<b>2</b>	<b>0</b>	<b>18</b>	<b>131.9</b>


  

		Special Teams								Rushing					Scoring			
Year	Team	TT	UT	A	FF	YDS	BP	BFG	BXP	ATT	YDS	AVG	LG	TD	XP-XPA	FG-FGA	LG	PTS
1985	Oilers	0	0	0	0	0-0	0	0	0	1	0	0.0	0	0	0-0	0-0	-	0
1986	Oilers	1	1	0	0	0-0	0	0	0	0	0	-	-	0	0-0	0-0	-	0
1987	Oilers/Browns	0	0	0	0	0-0	0	0	0	0	0	-	-	0	0-0	0-0	-	0
1988	Browns	0	0	0	0	0-0	0	0	0	0	0	-	-	0	0-0	0-0	-	0
	Bengals	1	0	1	0	0-0	0	0	0	0	0	-	-	0	0-0	1-2	50	3
1989	Bengals	2	2	0	0	0-0	0	0	0	1	-7	-7.0	-7	0	0-1	0-0	-	0
1990	Bengals	1	1	0	0	0-0	0	0	0	0	0	-	-	0	0-0	0-1	-	0
1991	Bengals	0	0	0	0	0-0	0	0	0	1	-2	-2.0	-2	0	0-0	1-3	53	3
1992	Bengals	1	1	0	0	0-0	0	0	0	0	0	-	-	0	0-0	0-1	-	0
1993	Bengals	2	2	0	0	0-0	0	0	0	0	0	-	-	0	0-0	0-0	-	0
1994	Bengals	2	2	0	0	0-0	0	0	0	0	0	-	-	0	0-0	0-0	-	0
1995	Bengals	0	0	0	0	0-0	0	0	0	1	-16	-16.0	-16	0	0-0	0-0	-	0
1996	Bengals	2	1	1	1	0-0	0	0	0	0	0	-	-	0	0-0	0-0	-	0
1997	Bengals	0	0	0	0	0-0	0	0	0	1	0	0.0	0	0	0-0	0-0	-	0
1998	Bengals	1	1	0	0	0-0	0	0	0	0	0	0.0	0	0	0-0	0-0	-	0
1999	Patriots	1	1	0	0	0-0	0	0	0	2	13	6.5	13	0	0-0	0-0	-	0
2000	Patriots	1	1	0	0	0-0	0	0	0	2	-1	-0.5	0	0	0-0	0-0	-	0
<b>Career Totals</b>		<b>15</b>	<b>13</b>	<b>2</b>	<b>1</b>	<b>0-0</b>	<b>0</b>	<b>0</b>	<b>0</b>	<b>9</b>	<b>-13</b>	<b>-0.6</b>	<b>13</b>	<b>0</b>	<b>0-1</b>	<b>2-7</b>	<b>53</b>	<b>6</b>

## POSTSEASON PUNTING

Year	Team	G	No	Yds	Avg	TB	In-20	LG	BLK
1987	Browns	2	3	133	44.3	0	1	59	0
1988	Bengals	3	17	718	42.2	0	7	63	0
1990	Bengals	2	8	393	49.1	0	1	64	0
<b>Career Totals</b>		<b>7</b>	<b>28</b>	<b>1244</b>	<b>44.4</b>	<b>0</b>	<b>9</b>	<b>64</b>	<b>0</b>





# TED JOHNSON

## LINEBACKER

6-4 ★ 253<sup>LBS</sup> ★ ACQ: D2-95 (57<sup>TH</sup>)  
 YEARS NFL/PATRIOTS: 7/7  
 CAREER GP/GS: 75/73 (5/5)  
 COLORADO ★ COMMUNICATIONS  
 DOB 12/4/72 ★ ALAMEDA, CA



## Career Transactions

Ted Johnson was drafted by the Patriots with their own selection in the second round (57th player selected) of the 1995 NFL draft ... Signed by the Patriots July 18, 1995 ... Signed a five-year contract extension through 2003 on Aug. 20, 1998.

## Career Highlights

★ **Career GP/GS: 75/73 (5/5)**

★ Johnson eclipsed the double-digit tackle mark three times during the 2000 season, including a season-high 11 vs. Buffalo (11/5).

★ Led the team with three fumble recoveries in 2000, increasing his career total to six.

★ Despite missing the final three games of the 1998 season, Johnson still recorded a career-high 142 total tackles.

★ Had consecutive games streak stopped at 55 games when he tore a pectoral muscle at Steelers (12/6/98).

★ Johnson recorded a career-high 17 tackles (10 solo) at Buffalo (11/15/98).

★ Led the team in tackles during the 1996 and 1997 seasons. He logged 115 total tackles in 1996 and improved to 127 tackles in 1997.

★ He was credited with a season-high 13 tackles in back-to-back games at Tampa Bay (11/16/97) and vs. Miami (11/23/97).

★ Led the Patriots with nine defensive stops, including his first career postseason sack, in a playoff victory over the Dolphins (12/28/97).

★ Provided a game-high 11 stops in the AFC Championship Game victory over Jacksonville (1/12/97), limiting Natrone Means to just 43 yards rushing in the game.

★ He spearheaded an inspired defensive unit which did not allow a touchdown in either of their two home playoff games in 1996.

★ Registered a season-high 14 tackles (9 solos), including one for a loss of 7 yards, vs. Washington (10/13/96).

★ In 1996, he made the transition from inside linebacker in the 3-4 defense to middle linebacker in the 4-3 and led the team in tackles.

★ Made his NFL debut in the 1995 season-opener and combined with Reggie White on a sack of Vinny Testaverde in a 17-14 come-from-behind victory over Cleveland (9/3/95).

★ Johnson made the transition from college to pro in his first NFL season with relative ease, starting each of the 12 games he played as a rookie and earning all-rookie team honors from *Pro Football Weekly*, *College and Pro Football Newsweekly* and the *Football News*.

## Seasonal Reviews

**2000 (13/11):** Started at linebacker in 11 of 13 games

and recorded 73 tackles (51 solos) ... Recorded double-digit tackles three times, including a season-high 11 tackles, vs. Buffalo (11/5) ... Led the team with three fumbles recovered.

**Minnesota (9/17):** Accumulated 10 tackles and the Patriots limited the Vikings to 316 total yards, their fourth lowest total of the season. **Miami (9/24):** Finished second on team with seven tackles as the Patriots held the Dolphins to 242 total yards, the lowest output they yielded during the season ... Combined with Chris Slade to

sack Jay Fiedler for 10-yard loss ... Recovered fumble caused by Lawyer Milloy. **Denver (10/1):** Batted down pass on fourth-and-one, thwarting a Broncos comeback attempt in third quarter of the Patriots 28-19 win.

**Indianapolis (10/8):** Tipped a Peyton Manning pass, which Ty Law intercepted, ending a Colts fourth quarter drive ... Added six tackles. **N.Y. Jets (10/15):** Credited with 10 tackles (8 solos).

**Buffalo (11/5):** Led the team with a season-high 11 tackles (7 solos) ... Teamed with Bobby Hamilton to stop Sammy Morris for 2-yard loss, forcing Bills punt ... Stopped Shawn Bryson at the goal line, to complete goal line stand forcing Bills to kick field goal. **Kansas City (12/4):** Recovered a fumbled snap by Elvis Grbac, which resulted in a touchdown drive for the Patriots. **Chicago (12/10):** Gathered six tackles (5 solos) and recovered his third fumble of the season ... His recovered fumble led to an Adam Vinatieri 40-yard field goal.

## JOHNSON'S BLUEPRINTS

★ Ted is a certified scuba diver and dreams of one day owning a diving shop somewhere in the Caribbean.

★ Ted has worked closely with the United Way during his professional football career.

★ In addition, to scuba diving, Ted also enjoys skiing, playing golf, and reading.



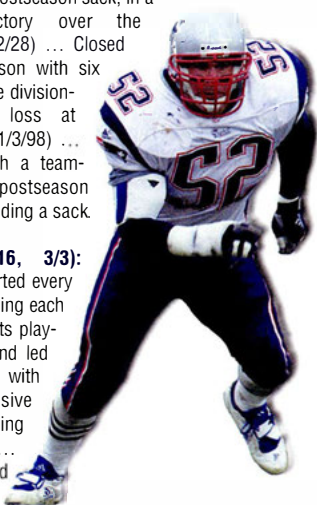
**1999 (5/5):** Tore his left bicep muscle during the team's first scrimmage of the season, which caused him to miss the entire preseason and the first 11 games of the regular season ... Returned to action for the last five games of the regular season and posted double-digit tackle totals in each of those five games ... It was the longest streak of double-digit tackle games by any Patriots defender all season ... Finished the year with 59 tackles, including 36 solo stops and a pair of sacks ... His 59 tackles ranked 10th on the team ... Listed among the Patriots inactives prior to the first 11 games of the season. **Dallas (12/5):** Made his 1999 debut against the Cowboys and helped shut down one of the league's most powerful rushing teams, limiting them to just 63 yards on 23 carries (2.7 avg.) ... Led the team with 10 tackles (six solos) ... Emmitt Smith, who entered the game with three consecutive 100-yard rushing games, was limited to 75 yards on the day, his second worst day of the 1999 campaign ... Helped the Patriots to a 24-23 victory, the first win in the series in franchise history. **Indianapolis (12/12):** Named defensive co-captain for the game and duplicated his numbers from the week before with 10 tackles, including six solo stops. **Philadelphia (12/19):** Led the team in tackles for the third consecutive week with 13, including a season-high 10 solo stops. **Buffalo (12/26):** Registered a season high with 14 tackles against the Bills. **Baltimore (1/2/00):** Earned AFC Defensive Player of the Week honors for his performance against the Ravens ... Credited with a dozen tackles, including his first two sacks of the season ... His two sacks in the game tied a career high, which he set vs. the Jets (9/14/97) ... He was also credited with a forced fumble on a sack in the third quarter ... The ball was picked up and returned 23 yards for a touchdown by Chad Eaton ... The touchdown sealed a 20-3 victory over the Ravens, and allowed the Patriots to finish .500 for the season (8-8).

**1998 (13/13, 0/0):** Started the first 13 games at middle linebacker for the Patriots before a pectoral tear suffered on an attempted tackle of Jerome Bettis in the first quarter at Pittsburgh (12/6) ended his season ... He was placed on injured reserve on Dec. 11 and had to watch from the sidelines as his teammates lost three of their final four games, including a playoff loss at Jacksonville (1/3/99) ... He was one of 16 Patriots starters beset by injuries during an unusual season ... Despite missing the final three games of the season, Johnson still recorded a career-high 142 total tackles, but lost his two-year reign as the team's leading tackler when Lawyer Milloy edged him out with 151 tackles ... Recorded double-digit tackle totals in 10 of his first 12 games ... Led the team in tackles in each of the first three games of the season at Denver (11 tackles) and home against Indianapolis (15) and Tennessee (14) ... Recorded 11 tackles, including a pair of sacks on Saints quarterback Danny Wuerffel at New Orleans (10/4) ... It marked just the second time in Johnson's four-year career that he was credited with two sacks in a game ... Spearheaded a defensive effort which limited Kansas City (10/11) to just 14 yards rushing, the second-best

defensive effort in franchise history, and helped the Patriots paste the Chiefs 40-10 ... Led the team with 14 tackles at Miami (10/25), beginning a six week streak of double-digit tackle outings, the longest streak of his career ... Established a new career-high by recording a 17-tackle effort at Buffalo (11/15) ... Led a defensive unit which limited opponents to less than 55 yards rushing in five games during the year and ranked seventh overall in the league against the run, allowing just 96.7 yards per game.

**1997 (16/16, 2/2):** Started every game at middle linebacker for the Patriots and finished the season with a career-high 127 total tackles (95 solos), including a career-high four sacks ... He was selected as a Pro Bowl alternate ... With 127 tackles, he led the team for the second consecutive season ... Posted six tackles, including a pair of sacks, and forced a fumble vs. the Jets (9/14) ... Had eight first half tackles and finished the game with nine vs. Chicago (9/21) ... Led the team with nine tackles vs. Buffalo (10/12) ... Credited with nine tackles at Minnesota (11/2) ... Limited to just three tackles in a victory at Buffalo (11/9) ... Responded with a season-high 13-tackle game at Tampa Bay (11/16) ... Posted 13 tackles again the following week vs. Miami (11/23) - totaling 26 tackles in back-to-back weeks ... Eclipsed the 100-tackle plateau with an 11-tackle outing vs. Indianapolis (11/30) ... Named defensive captain at Jacksonville (12/7) and responded with a team-high nine tackles and a sack ... Posted 11 tackles vs. Pittsburgh (12/13) - his fourth double digit performance in five games ... During that five-game span, he totaled 57 tackles ... Named defensive team captain for the season finale at Miami (12/22) and throughout the playoffs ... Earned Staples Star of the Game honors when he registered seven solo stops, including his fourth sack of the season with the division title clinching victory over the Dolphins (12/22) ... Led the Patriots with nine defensive stops, including his first career postseason sack, in a playoff victory over the Dolphins (12/28) ... Closed out the season with six tackles in the divisional playoff loss at Pittsburgh (1/3/98) ... Finished with a team-high 15 postseason tackles, including a sack

**1996 (16/16, 3/3):** Johnson started every game, including each of the Patriots playoff games and led the Patriots with 115 defensive stops, including 87 solos ... He knocked down four



passes, including his first career interception, and was credited with a forced fumble and a fumble recovery ... Selected first-team All-Pro by USA Today ... Opened the season with a team-high six solo tackles at Miami (9/1) in his debut at middle linebacker ... Co-led the team with seven tackles at Buffalo (9/8) ... Dropped Leeland McElroy for a 2-yard loss in the opening possession, setting an early tone in a 31-0 shutout victory over Arizona (9/15) ... Registered a career-high with 14 tackles (9 solos), including one for a loss of 7 yards vs. Washington (10/13) ... Led the team with 10 tackles vs. Buffalo (10/27) ... Forced his first career fumble when he stripped Colts WR Sean Dawkins of the ball vs. Indianapolis (11/24) for one of five tackles ... Reported a team-high six solo stops and intercepted his first career pass at San Diego (12/1) ... The interception came off a deflected pass from defensive end Ferric Collons ... Dropped Adrian Murrell for a 3-yard loss vs. the Jets (12/8) ... Posted 11 stops (9 solos), including three for losses, at Dallas (12/15) ... His nine solo stops tied a career-high ... Concluded the regular season with nine solo tackles at the Giants (12/21) ... Helped the Patriots dominate both the Steelers and the Jaguars in the playoffs, allowing just nine points combined, en route to the Super Bowl ... Totaled eight tackles vs. Pittsburgh (1/5/97), including his first career postseason sack on Kordell Stewart ... Added a game-high 11 stops in the AFC Championship Game victory over Jacksonville (1/12/97), limiting Natrone Means to just 43 yards rushing in the game ... Spearheaded an inspired defensive unit which did not allow a touchdown in either of their two home playoff games ... Made 10 stops, including nine solo hits in Super Bowl XXXI vs. Green Bay (1/26/97).

**1995 (12/12):** Started every game he played in and earned all-rookie team honors from *Pro Football Weekly*, *College and Pro Football Newsweekly* and the *Football News* ... Opened the season as the Patriots starting right inside linebacker, opposite Vincent Brown, but missed four games early in the season due to a knee sprain ... Finished seventh on the team with 69 tackles (41 solos), despite missing those four games ... Added two special teams tackles ... Credited with two passes defended and two fumble recoveries ... Opened the season with six tackles (three solos) and recorded his first career sack when he combined with Reggie White on a sack of Vinny Testaverde in a 17-14 come-from-behind victory over Cleveland (9/3) ... Picked up four more tackles the following week vs. Miami (9/10) before a knee sprain sidelined him for the next four games ... Listed among the Patriots inactives from Sept. 17 through Oct. 15 while he rehabilitated the knee ... Returned to the starting lineup and registered four stops vs. Buffalo (10/8) ... Averaged nine tackles per game during the next four-game stretch, including 10 tackles vs. Carolina (10/29) and a season-high 13 stops vs. Indianapolis (11/19) ... He was credited with his first career pass defended when he knocked down a Kerry Collins pass vs. Carolina ... Registered four tackles and recorded his first and second NFL fumble recoveries in

a 31-28 victory over the New York Jets (12/10).

## College

Johnson was a four-year letterman at Colorado (1991-94), where he finished second in school history (to Barry Remington's 493 stops) with 471 total tackles. Earned All-American first-team honors and was a consensus All-Big Eight Conference first-team selection as a senior. **1994 (Senior):** He led the team with 147 tackles (92 solos), including four sacks for 15 yards and six tackles for losses of 9 yards ... His 147 tackles was a career-high and ranks sixth on Colorado's all-time list ... Recorded nine tackles or more in each of his 12 games ... Tied his career-high total with 20 tackles (13 solos), a sack and a pair of third-down stops vs. Nebraska (10/29/94) ... Closed out his collegiate career with 18 tackles (eight solos), a four-yard sack, a seven-yard interception return and a deflected pass in a 41-24 victory over Notre Dame in the Fiesta Bowl. **1993**

**(Junior):** He led the team with 131 tackles (83 solos), including three sacks and five tackles for losses to earn AP all-conference honors. **1992 (Sophomore):** Started nine of 11 games at inside linebacker as a sophomore and recorded 78 tackles (41 solos), including a sack and two tackles for losses. **1991 (Freshman):** Started the final six games as a freshman and recorded 53 tackles (37 solos).

## Personal

Ted Curtis Johnson was born the son of Ted and Patrice Johnson on Dec. 4, 1972 in Alameda, Calif. He earned All-CIF, All-North County, All-Avocado League and Prep Football Report All-West selection as an inside linebacker at Carlsbad (Calif.) High ... Recorded 130 tackles, 12 sacks, seven forced fumbles and two interceptions as a senior ... Played tight end on offense ... Earned All-League honorable mention in his junior campaign after recording 82 tackles with seven sacks ... Lettered twice in basketball and baseball during his freshman and sophomore years ... Majored in com-munications at Colorado ... His hobbies include skiing, scuba diving and golf ... Ted is single.

## SINGLE-GAME CAREER HIGHS

### Regular Season

<b>Tackles:</b>	17 vs. Buffalo (11/15/98)
<b>Solos:</b>	11 vs. Tampa Bay (11/16/97)
<b>Assists:</b>	8 vs. Buffalo (12/26/99)
<b>Sacks:</b>	2 vs. Baltimore (1/2/00)
<b>Interceptions:</b>	1 vs. San Deigo (12/1/96)

### Postseason

<b>Tackles:</b>	11 vs. Jacksonville (1/12/97)
<b>Solos:</b>	9 vs. Green Bay (1/26/97)
<b>Assists:</b>	3 vs. Miami (12/28/97)
	vs. Jacksonville (1/12/97)
	vs. Pittsburgh (1/5/97)
<b>Sacks:</b>	1 vs. Miami (12/28/97)
	vs. Pittsburgh (1/5/97)



# TED JOHNSON

Pos: LB Ht: 6-4 Wt: 253 Year: 7th Acq: D2-95 (57th) College: Colorado Born: 12/4/72

Regular Season			Tackles					Interceptions				Miscellaneous				Postseason					
Year	Team	G/S	TT	UT	A	S	Yds	No	Yds	TD	PD	FF	FR	Yds	SpT	G/S	TT	UT	A	S	Yds
1995	Patriots	12/12	69	41	28	0.5	2	0	0	0	2	0	2	0	2	-/-	-	-	-	-	-
1996	Patriots	16/16	115	87	28	0.0	0	1	0	0	4	1	1	0	0	3/3	29	22	7	1.0	5
1997	Patriots	16/16	127	95	32	4.0	30	0	0	0	1	1	0	0	0	2/2	15	11	4	1.0	7
1998	Patriots	13/13	142	79	63	2.0	11	0	0	0	6	0	0	0	1	Injured Reserve					
1999	Patriots	5/5	59	36	23	2.0	14	0	0	0	0	1	0	0	0	-/-	-	-	-	-	-
2000	Patriots	13/11	73	51	22	0.5	5	0	0	0	2	0	3	0	0	-/-	-	-	-	-	-
Totals-6 years		75/73	585	389	196	9.0	62	1	0	0	15	3	6	0	3	5/5	44	33	11	2.0	12

## JOHNSON'S CAREER GAME-BY-GAME

1995 Opponent	G/S	TT	UT	A	S/Yd	I/Yds	P	D	F	R	W/L	Score
09/03 Cleveland	S	6	3	3	0.5	2	0	0	0	0	W	17-14
09/10 Miami	S	4	3	1	0	0	0	0	0	0	L	3-20
09/17 at San Francisco				Inactive							L	3-28
10/01 at Atlanta				Inactive							L	17-30
10/08 Denver				Inactive							L	3-37
10/15 at Kansas City				Inactive							L	26-31
10/23 Buffalo	S	4	3	1	0	0	0	0	0	0	W	27-14
10/29 Carolina	S	10	4	6	0	0	0	0	0	0	L	17-20
11/05 at N.Y. Jets	S	4	4	0	0	0	0	0	0	0	W	20-7
11/12 at Miami	S	9	8	1	0	0	0	0	0	0	W	34-17
11/19 Indianapolis	S	13	6	7	0	0	0	0	0	0	L	10-24
11/26 at Buffalo	S	6	2	1	0	0	0	0	0	0	W	35-25
12/03 New Orleans	S	2	1	1	0	0	0	0	0	0	L	17-31
12/10 N.Y. Jets	S	4	3	1	0	0	0	0	0	2	W	31-28
12/16 at Pittsburgh	S	3	2	1	0	0	0	0	0	0	L	27-41
12/23 at Indianapolis	S	4	2	2	0	0	0	0	0	0	L	7-10
<b>1995 Totals</b>	<b>12/12</b>	<b>69</b>	<b>41</b>	<b>28</b>	<b>0.5/2</b>	<b>0</b>	<b>0</b>	<b>1</b>	<b>0</b>	<b>2</b>	<b>6-10</b>	


1996 Opponent	G/S	TT	UT	A	S/Yd	I/Yds	P	D	F	R	W/L	Score
09/01 at Miami	S	6	6	0	0	0	0	0	0	0	L	10-24
09/08 at Buffalo	S	7	4	3	0	0	0	0	0	0	L	10-17
09/15 Arizona	S	5	3	2	0	0	0	0	0	0	W	31-0
09/22 Jacksonville	S	4	3	1	0	0	0	0	0	0	W	28-25
10/06 at Baltimore	S	5	5	0	0	0	0	0	0	0	W	46-38
10/13 Washington	S	14	9	5	0	0	0	0	0	0	L	22-27
10/20 at Indianapolis	S	4	3	1	0	0	0	0	0	0	W	27-9
10/27 Buffalo	S	10	8	2	0	0	0	0	0	0	W	28-25
11/03 Miami	S	9	3	6	0	0	0	0	0	1	W	42-23
11/10 at N.Y. Jets	S	9	7	2	0	0	0	0	0	0	W	31-27
11/17 Denver	S	8	7	1	0	0	0	0	0	0	L	8-34
11/24 Indianapolis	S	5	2	3	0	0	0	0	0	1	W	27-13
12/01 at San Diego	S	6	6	0	0	0	0	0	0	0	W	45-7
12/8 N.Y. Jets	S	3	3	0	0	0	0	0	0	0	W	34-10
12/15 at Dallas	S	11	9	2	0	0	0	0	0	0	L	6-12
12/21 at N.Y. Giants	S	9	9	0	0	0	0	0	0	0	W	23-22
<b>1996 Totals</b>	<b>16/16</b>	<b>115</b>	<b>87</b>	<b>28</b>	<b>0</b>	<b>0</b>	<b>1/0</b>	<b>4</b>	<b>1</b>	<b>1</b>	<b>11-5</b>	
01/05 Pittsburgh	S	8	5	3	1	5	0	0	0	0	W	28-3
01/12 Jacksonville	S	11	8	3	0	0	0	0	0	0	W	20-6
01/26 Green Bay	S	10	9	1	0	0	0	0	0	0	L	21-35
<b>1996 Postseason</b>	<b>3/3</b>	<b>29</b>	<b>22</b>	<b>7</b>	<b>1/5</b>	<b>0</b>	<b>0</b>	<b>0</b>	<b>0</b>	<b>0</b>	<b>2-1</b>	

1997 Opponent	P/S	TT	UT	A	S/Yd	I/Yds	P	D	F	R	W/L	Score
08/31 San Diego	S	4	4	0	-	-	-	-	-	-	W	41-7
09/07 at Indianapolis	S	7	6	1	-	-	-	-	-	-	W	31-6
09/14 N.Y. Jets	S	6	4	2	2/15	-	-	-	-	1	Wot	27-24
09/21 Chicago	S	9	7	2	-	-	-	-	-	-	W	31-3
10/06 at Denver	S	4	2	2	-	-	-	-	-	-	L	13-34
10/12 Buffalo	S	9	8	1	-	-	-	-	-	-	W	33-6
10/19 at N.Y. Jets	S	6	5	1	-	-	-	-	-	-	L	19-24
10/27 Green Bay	S	6	4	2	-	-	-	-	-	-	L	10-28
11/02 at Minnesota	S	9	7	2	-	-	-	-	-	-	L	18-23
11/09 at Buffalo	S	3	3	0	-	-	-	-	-	-	W	31-10
11/16 at Tampa Bay	S	13	11	2	-	-	-	-	-	-	L	7-27
11/23 Miami	S	13	10	3	-	-	-	-	-	-	W	27-24
11/30 Indianapolis	S	11	4	7	-	-	-	-	-	1	W	20-17
12/07 at Jacksonville	S	9	5	4	1/5	-	-	-	-	-	W	26-20
12/13 Pittsburgh	S	11	8	3	-	-	-	-	-	-	Lot	21-24
12/22 at Miami	S	7	7	0	1/10	-	-	-	-	-	W	14-12
<b>1997 Totals</b>	<b>16/16</b>	<b>127</b>	<b>95</b>	<b>32</b>	<b>4/30</b>	<b>0</b>	<b>0</b>	<b>1</b>	<b>1</b>	<b>0</b>	<b>10-6</b>	
12/28 Miami	S	9	6	3	1/7	-	-	-	-	-	W	17-3
01/03 at Pittsburgh	S	6	5	1	-	-	-	-	-	-	L	6-7
<b>1997 Postseason</b>	<b>2/2</b>	<b>15</b>	<b>11</b>	<b>4</b>	<b>1/7</b>	<b>0</b>	<b>0</b>	<b>0</b>	<b>0</b>	<b>0</b>	<b>1-1</b>	

1998 Opponent	P/S	TT	UT	A	S/Yd	I/Yds	P	D	F	R	W/L	Score
09/07 at Denver	S	11	6	5	-	-	-	-	-	1	L	21-27
09/13 Indianapolis	S	15	9	6	-	-	-	-	-	-	W	29-6
09/20 Tennessee	S	14	9	5	-	-	-	-	-	-	W	27-16
10/04 at New Orleans	S	11	6	5	2	11	-	-	-	-	W	30-27
10/11 Kansas City	S	8	5	3	-	-	-	-	-	1	W	40-10
10/19 N.Y. Jets	S	8	5	3	-	-	-	-	-	-	L	14-24
10/25 at Miami	S	14	6	8	-	-	-	-	-	1	L	9-12
11/01 at Indianapolis	S	10	4	6	-	-	-	-	-	1	W	21-16
11/08 Atlanta	S	12	7	5	-	-	-	-	-	-	L	10-41
11/15 at Buffalo	S	17	10	7	-	-	-	-	-	1	L	10-13
11/23 Miami	S	11	7	4	-	-	-	-	-	-	W	26-23
11/29 Buffalo	S	11	5	6	-	-	-	-	-	1	W	25-21
12/06 at Pittsburgh	S	0	0	0	-	-	-	-	-	-	W	23-9
12/13 at St. Louis											placed on injured reserve	12/11/98 L 18-32
12/20 San Francisco											W	24-21
12/27 at N.Y. Jets											L	10-31
<b>1998 Totals</b>	<b>13/13</b>	<b>142</b>	<b>79</b>	<b>63</b>	<b>2/11</b>	<b>0</b>	<b>0</b>	<b>6</b>	<b>-</b>	<b>0</b>	<b>9-7</b>	

1999 Opponent	S	TT	UT	A	S/Yd	I/Yds	P	D	F	R	W/L	Score
09/12 at N.Y. Jets				Inactive							W	30-28
09/19 Indianapolis				Inactive							W	31-28
09/26 N.Y. Giants				Inactive							W	16-14
10/03 at Cleveland				Inactive							W	19-7
10/10 at Kansas City				Inactive							L	14-16
10/17 Miami				Inactive							L	30-31
10/24 Denver				Inactive							W	24-23
10/31 at Arizona				Inactive							W	27-3
11/15 N.Y. Jets				Inactive							L	17-24
11/21 at Miami				Inactive							L	17-27
11/28 at Buffalo				Inactive							L	7-17
12/05 Dallas	S	10	6	4	-	-	-	-	-	-	W	13-6
12/12 at Indianapolis	S	10	6	4	-	-	-	-	-	-	L	15-20
12/19 at Philadelphia	S	13	10	3	-	-	-	-	-	-	L	9-24
12/26 Buffalo	S	14	6	8	-	-	-	-	-	-	L	ott10-13
01/02 Baltimore	S	12	8	4	2/14	-	-	-	-	-	W	20-3
<b>1999 Totals</b>	<b>5/5</b>	<b>59</b>	<b>36</b>	<b>23</b>	<b>2/14</b>	<b>0</b>	<b>0</b>	<b>0</b>	<b>1</b>	<b>0</b>	<b>8-8</b>	

2000 Opponent	S/P	T	U	T	A	S/Yd	I	Yds	P	D	F	R	W/L	Score
09/03 Tampa Bay	p	3	3	0	0	0	0	0	0	0	0	0	L	16-21
09/11at N.Y. Jets	S	4	3	1	0	0	0	0	0	0	0	0	L	19-20
09/17 Minnesota	S	10	4	6	0	0	0	0	0	0	0	0	L	13-21
09/24at Miami	S	7	4	3	0.5/5	0	0	0	0	0	0	0	L	3-10
10/01at Denver	S	4	4	0	0	0	0	0	0	0	0	0	W	28-19
10/08 Indianapolis	S	6	3	0	0	0	0	0	0	0	0	0	W	24-16
10/15 N.Y. Jets	S	10	8	2	0	0	0	0	0	0	0	0	L	17-34
10/22at Indianapolis	S	2	2	0	0	0	0	0	0	0	0	0	L	23-30
11/05 Buffalo	S	11	7	4	0	0	0	0	0	0	0	0	L	ott13-16
11/12at Cleveland					inactive								L	11-19
11/19 Cincinnati					inactive								W	16-13
11/23at Detroit					inactive								L	9-34
12/04 Kansas City	p	1	1	0	0	0	0	0	0	0	0	0	W	30-24
12/10at Chicago	S	6	5	1	0	0	0	0	0	0	0	0	L	17-24
12/17at Buffalo	S	5	4	1	0	0	0	0	0	0	0	0	W	ott13-10
12/24 Miami	S	4	3	1	0	0	0	0	0	0	0	0	L	24-27
Season Totals	13/11	73	51	22	0.5/5	0	0	0	0	0	0	0	5-11	



# TEBUCKY JONES

## FREE SAFETY

6-2 ★ 218<sup>lbs</sup> ★ ACQ: D1B-98 (22<sup>ND</sup>)  
 YEARS NFL/PATRIOTS: 4/4  
 CAREER GP/GS: 42/11 (1/0)  
 SYRACUSE ★ CHILD AND FAMILY STUDIES  
 DOB 10/6/74 ★ NEW BRITAIN, CT



## Career Transactions

Tebucky Jones was drafted by the Patriots in the first round of the 1998 NFL Draft with the 22nd overall selection ... Signed a five-year deal with the Patriots on July 18, 1998 ... Placed on injured reserve (12/31/99).

## Career Highlights

★ **Career GP/GS: 42/11 (1/0)**

★ Jones saw extensive action at free safety during the 2000 season and recorded a career-high 55 tackles (42 solos) and the first two interceptions of his career.

★ Jones continued to excel on special teams, recording 12 tackles and increased his career-total to 45.

## Seasonal Reviews

**2000 (15/9):** Started nine of 15 games at free safety after playing the first two seasons at cornerback and recorded a career-high 55 tackles (42 solos) ... Notched the first two interceptions of his career and six passes defended ... Finished fourth on the team with 12 special teams tackles. **Tampa Bay (9/3):** Started his first game at free safety and registered two tackles. **N.Y. Jets (9/11):** Credited with three tackles and defended a pass from Vinny Testaverde intended for Vincent Brisby on third-and-three, forcing the Jets to punt ... Part of defensive unit which held the Jets to 59 yards rushing. **Miami (9/24):** Accumulated five tackles, including a tackle of Lamar Smith for a 6-yard loss as the Patriots limited the Dolphins to 242 yards, the lowest amount allowed by the Patriots in 2000. **Denver (10/1):** Recorded his first career interception, thwarting a fourth quarter comeback bid by the Broncos in the 28-19 win by the Patriots ... Added five tackles. **Indianapolis (10/8):** Notched his second interception in as many weeks, this time halting a Colts fourth quarter comeback bid in the Patriots 24-16 win ... Recorded a season-high three special teams tackles

## JONES' BLUEPRINTS

★ Tebucky was named one of The Good Guys by *The Sporting News* for his work with the Tebucky Jones Foundation in his hometown of New Britain, Conn. He leads an annual Christmas food drive, a Thanksgiving turkey distribution and provides scholarships for student athletes.

★ Tebucky hopes to build a youth center in his hometown someday.

★ Tebucky was named Connecticut Player of the Year by *USA Today*.

as the Patriots limited the Colts to only six yards on two punt returns. **Buffalo (11/5):** Registered four defensive tackles and added two on special teams as the Patriots held the Bills punt return unit to 14 yards on three returns. **Cleveland (11/12):** Finished second on team and tied a career-high with seven tackles ... Set a career-high with seven solo tackles. **Kansas City (12/4):** Stopped Tony Gonzalez on the Patriots 7-yard line as the final seconds expired, preserving the Patriots 30-24 win ... Finished second on the team with six tackles (6 solos). **Buffalo (12/7):** Recorded a pass defense when he delivered a punishing hit to Jay Riemersma, forcing the Bills to settle for a field goal ... Also had three defensive tackles. **Miami (12/24):**

Inactive for season finale due to an ankle injury.

**1999 (11/2):** Played in 11 games in his second year at cornerback ... Finished the season with 26 tackles and seven passes defended ... He also forced his first career fumble ... Missed four games due to a hamstring injury, which he suffered prior to the Cleveland game (10/3) ... Received more playing time as the season progressed, seeing action in nickel and dime passing situations. **N.Y. Jets (11/15):** Named special teams co-captain for the game and posted his best defensive numbers to date with five solo tackles and a pass defended. **Philadelphia (12/19):** Made his NFL starting debut at right corner for the

injured Steve Israel ... Credited with four solo stops and three passes defended. **Buffalo (12/26):** Registered a new career-high with seven defensive tackles, including six solo stops ... Sprained his right knee late in the game and was placed on injured reserve on Dec. 31.

**1998 (16/0, 1/0):** Played in every game for the Patriots and began to see extended playing time in dime substitution packages ... Finished the season with seven defensive stops and five passes defended ... Dominated opponents on special teams and led the



team with 28 tackles on coverage units ... Recorded at least one special teams tackle in 14 of the Patriots 16 games ... Made his NFL debut in the season opener at Denver (9/7) and recorded two special teams tackles ... Had a defensive stop, a pair of special teams tackles and two passes defended in the home opener vs. Indianapolis (9/13) ... Contributed a pair of special teams tackles in seven of the first eight games ... Earned more playing time during the final month of the season ... Provided two defensive tackles and four special teams tackles at Pittsburgh (12/6).

## College

Made the transition from running back to defensive back prior to his senior year at Syracuse ... Finished his collegiate career with 101 tackles, four interceptions, three forced fumbles and three fumbles recovered ... Offensively, he rushed for 563 yards and nine touchdowns on 145 carries ... He also had two receptions for nine yards and returned nine kickoffs for 176 yards (19.6 avg.). **1997(Senior):** Earned All-ECAC first-team and second-team All-Big East honors after making the transition to defensive back as a senior ... Started every game at strong safety and was credited with 80 tackles (50 solos), three forced fumbles, three fumble recoveries and four interceptions, which he returned for 104 yards ... Earned ECAC Player of the Week honors when he returned an interception 98 yards for a touchdown to seal a 30-19 victory over Tulane ... It was the second longest interception return in school history ... Recorded an interception and lined up for one play at tailback, scoring on a 1-yard plunge in a 33-13 victory over Miami, marking the first time that a Syracuse player had scored touchdowns on offense and defense since Ernie Davis in 1961 ... Underwent ankle surgery, causing him to miss the Oklahoma and Virginia Tech games. **1996 (Junior):** Appeared in every game in a rotation among reserve running backs, but was an impact player on special teams ... Rushed for 265 yards and three touchdowns on 61 carries (4.3 avg.) and recorded 15 special teams stops. **1995 (Sophomore):** Appeared in

10 games, including his only career offensive start, and carried 72 times for 248 yards (3.4 avg.) and five touchdowns ... Missed two games and received limited playing time in two others after suffering a knee sprain vs. West Virginia. **1994 (Freshman):** Appeared in seven games as a reserve tailback ... Carried seven times for 49 yards (4.5 avg.). **1993 (Redshirt):** Redshirted as a freshman.

## Personal

Tebucky Shermaine Jones was born on Oct. 6, 1974 in New Britain, Conn. ... He is one of five children (two brothers and two sisters) ... He attended New Britain High School and starred in football, basketball and track ... During his prep career, he rushed for 4,541 yards and 53 touchdowns ... His 2,139 yards and 25 rushing touchdowns as a senior in 1992 earned him USA Today Connecticut Player of the Year honors ... He also returned an interception and a kickoff for touchdowns as the team captain, while earning All-Big East, all-northeast and all-state honors ... He scored over 1,000 career points on his high school basketball team and was a member of the New England championship 4x100-meter relay team ... He majored in child and family studies at Syracuse ... Tebucky and his wife, Jannet, have three children, Letesha, Tebucky, Jr. and Malique.

## SINGLE-GAME CAREER HIGHS

### Regular Season

<b>Tackles:</b>	7	at Cleveland (11/12/00) vs. Buffalo (12/26/99)
<b>Solo Tackles:</b>	7	at Cleveland (11/12/00) 6 vs. Buffalo (12/26/99)
<b>Assists:</b>	3	vs. Cincinnati (11/19/00)
<b>Interceptions:</b>	1	vs. Indianapolis (10/8/00) 1 at Denver (10/1/00)
<b>Passes Defended:</b>	3	at Indianapolis (12/12/99)
<b>Sp. Teams Tackles:</b>	4	at Pittsburgh (12/6/98)

## TEBUCKY JONES

Pos: FS		Ht: 6-2		Wt: 218		Year: 4		Acq: D1b-98 (22nd)		College: Syracuse		Born: 10/6/74										
Regular Season			Tackles					Interceptions			Miscellaneous			Postseason								
Year	Team	G/S	TT	UT	A	S	Yds	No	Yds	Avg.	LG	Td	PD	FF	FR	Spt	G/S	TT	UT	A	PD	Spt
1998	Patriots	16/0	7	5	2	0	0	0	0	0.0	0	0	5	0	1	28	1/0	0	0	0	1	0
1999	Patriots	11/2	26	23	3	0	0	0	0	0.0	0	0	7	1	0	5	-/-	-	-	-	-	-
2000	Patriots	15/9	55	42	13	0	0	2	20	10.0	20	0	6	0	0	12	-/-	-	-	-	-	-
Totals-3 Years		42/11	88	70	18	0	0	2	20	10.0	20	0	18	1	1	45	1/0	0	0	0	1	0





# ANDY KATZENMOYER

## LINEBACKER



**6-3 ★ 260<sup>lbs</sup> ★ ACQ: D1B-99(28TH)**  
**YEARS NFL/PATRIOTS: 3/3**  
**CAREER GP/GS: 24/14 (0/0)**  
**OHIO STATE ★ SOCIOLOGY**  
**DOB 12/2/77 ★ WESTERVILLE, OH**

## Career Transactions

Andy Katzenmoyer was drafted by the Patriots with their second pick in the first round (28th overall) of the 1999 NFL draft. The pick was obtained from the New York Jets along with a second-round selection in 1998 (Tony Simmons), a third-round selection in 1997 (Sedrick Shaw) and a fourth-round selection in 1997 (Damon Denson) as a part of the compensation package for Bill Parcells ... Signed a four-year contract with the Patriots on July 30, 1999 ... Placed on injured reserve (11/1/00).

## Career Highlights

- ★ **Career GP/GS: 24/14 (0/0)**
- ★ Earned Miller Lite Player of the Game honors for his performance against the Dolphins (10/17/99) after leading the team with 12 tackles, including a pair of sacks and picking off a Dan Marino pass, which he returned 57 yards for his first career touchdown.
- ★ Andy was one of three rookie starters for the Patriots in the 1999 season opener (along with Damien Woody and Kevin Faulk). Three was the most by a Patriots team since 1993.

### KATZENMOYER'S BLUEPRINTS

- ★ As a rookie with the Patriots, Andy finished third on the team with 107 tackles.
- ★ Andy was the first freshman linebacker to ever start at Ohio State and ended up starting all 12 games.
- ★ Andy was the first Ohio State player to wear the jersey number 45 since two-time Heisman Trophy winner Archie Griffin.

**1999 (16/11):** Played in every game as a rookie, starting the first 11 at middle linebacker for the injured Ted Johnson ... Performed admirably through his 11 starts, keeping the Patriots defense among the top-ranked units in the NFL throughout the season ... The unit finished the season ranked eighth overall, the highest by a Patriots team since 1988 ... Finished his rookie campaign ranked third on the team with 107 tackles, including 76 solo stops ... His 3.5 sacks ranked third on the team behind Willie McGinest (9) and Chris Slade (4.5) ... Returned his only interception of the season 57 yards for a touchdown - his first career touchdown. **N.Y. Jets (9/12):** One of three rookie starters for the Patriots (along with Damien Woody and Kevin Faulk), the most

in a season opener since 1993. **Indianapolis (9/19):** Registered his first of five double-digit tackle totals of the season with 10 hits in a 31-28 victory over the Colts. **N.Y. Giants (9/26):** Credited with 10 tackles for the second consecutive week and helped the Patriots to a 16-14 victory over the Giants ... Limited the Giants to just 57 yards rushing on 26 carries (2.2 avg.). **Cleveland (10/3):** Led the team with nine tackles while limiting the Browns to just 70 yards rushing ... Limited the Browns to just a touchdown in a 19-7 Patriots victory. **Kansas City**

## Seasonal Reviews

**2000 (8/3):** Started three of eight games at linebacker and recorded 22 tackles (14 solos) ... Placed on injured reserve with an injured back (11/1/00). **Tampa Bay (9/3):** Credited with a season-high six tackles (4 solos) ... Teamed with Bobby Hamilton to stop Warrick Dunn for 5-yard loss and force a punt. **N.Y. Jets (9/11):** Part of defensive unit which held the Jets rushing attack to 59 yards ... Ran down field with Curtis Martin and defended pass from Vinny Testaverde. **Minnesota (9/17):** Credited with four tackles while limiting the Vikings to their fourth-lowest offensive performance of the season (315 yards) and their second-lowest passing yardage of the season (161 yards). **Miami (9/24):** Contributed three tackles as the defense held the Dolphins to only 242 total yards ... It was the lowest total allowed by the Patriots defense during the 2000 season.

**(10/10):** Credited with his first career sack when he teamed up with Chad Eaton to stop Elvis Grbac for no gain ... It was one of 13 tackles on the day. **Miami (10/17):** Earned Miller Lite Player of the Game honors for his performance against the Dolphins ... Intercepted his first career pass when he stepped in front of Tony Martin and returned the Dan Marino pass 57 yards for a touchdown ... It was the first touchdown of his career and his only interception of the season ... Recorded a season high with 12 solo stops ... His 12 tackles led the team (along with Lawyer Milloy) ... He was also credited with two of the team's nine sacks on Damon Huard, sharing team-high honors with Chris Slade. **Denver (10/24):** Led the team with 14 tackles, including 11 solo stops, to help the Patriots to a 24-23 victory over the two-time defending Super Bowl champion Broncos ... The victory was the first by the Patriots in over 19 years. **Dallas (12/5):** Replaced in the starting lineup by



Ted Johnson ... Averaged two tackles per game over the next five games while seeing limited action in a reserve role. **Buffalo (12/26):** Registered his final sack of the season when he brought down Doug Flutie for no gain.

## College

Katzenmoyer was a three-year letterman at Ohio State ... He started all 37 games during his college career ... Despite playing only three seasons at Ohio State, he finished his career ranked fifth on the school's career record list with 197 solo tackles and 18 quarterback sacks and fourth with 50 stops behind the line of scrimmage ... Followed a great tradition of Buckeye linebackers such as Ike Kelly, Randy Gradishar, Tom Cousineau, Pepper Johnson and Chris Spielman. **1998 (Junior):** Earned All-Big Ten first-team selection ... Finalist for Dick Butkus Award, given to the nation's premier linebacker, the Lombardi Award and the Maxwell Football Club's Defensive Player of the Year award ... Patrolled the field for the Buckeyes defense which led the nation by allowing only just 67.4 rushing yards per game and ranked second in the country in overall defense, yielding 257.7 yards per game ... Started all 12 games and recorded 74 tackles (60 solos), including four sacks and 14 tackles for loss ... Utilized as a blocking fullback in goal line situations ... Closed out college career with five tackles, including one sack, in 24-14 victory over Texas A&M in the Sugar Bowl. **1997 (Sophomore):** Consensus All-American first-team selection ... Won the Butkus Award and was a finalist for the Lombardi, Bronko Nagurski and Maxwell Awards ... Finished second on the squad with 97 tackles (80 solos), including two sacks for 13 yards and 13 stops for losses of 30

yards ... Intercepted a pair of passes and deflected four others ... Also forced a fumble and blocked a kick ... Recorded 11 tackles (8 solos) and returned an interception 20 yards for a touchdown in a 28-20 victory over Arizona ... The interception return for a touchdown was the second of Katzenmoyer's career, tying him with three other Buckeyes for a school record. **1996 (Freshman):** All-American second-team selection by the Associated Press ... First-team All-Big Ten Conference and Freshman of the Year ... Became the first freshman linebacker to ever start at Ohio State and started all 12 games ... Finished second on the team with 85 tackles (57 solos) and added four interceptions, three forced fumbles and six passes defended ... Led the team with 23 tackles for loss and 12 sacks, both school records for a linebacker ... Recorded at least one tackle for loss in all 12 games ... In his first game for the Buckeyes, he registered eight tackles, including three tackles for loss, and two sacks vs. Rice.

## Personal

Andrew Warren Katzenmoyer was born the son of Warren and Dianne Katzenmoyer on Dec. 2, 1977 in Westerville, Ohio ... He was a consensus All-American selection, adding USA Today National Defensive Player of the Year, Ohio Mr. Football (first defensive player to ever earn that honor), All-Ohio, Associated Press Ohio Division I Player of the Year, all-state and all-league honors at Westerville (Ohio) High ... He was an all-district and all-league choice in baseball as a sophomore ... He lettered in track and field ... His father, Warren, played football at Iowa State ... He majored in sociology at Ohio State.

## ANDY KATZENMOYER

Pos: LB Ht: 6-3 Wt: 260 Year: 3 Acq: D1b-99 (28th) College: Ohio State Born: 12/2/77

Regular Season			Tackles					Interceptions					Miscellaneous					
Year	Team	G/S	TT	UT	A	S	Yds	No	Yds	Avg	Lg	TD	PD	FF	FR	Yds	TD	SpT
1999	Patriots	16/11	107	76	31	3.5	14	1	57	57.0	57t	1	1	2	0	0	0	0
2000	Patriots	8/3	22	14	8	0	0	0	0	0.0	0	0	4	0	0	0	0	0
Totals-2 years		24/14	129	90	39	3.5	14	1	57	57.0	57t	1	5	2	0	0	0	0

## KATZENMOYER'S CAREER GAME-BY-GAME

1999	Opponent	S/P	TT	UT	A	S/Yd	I/Yds	PD	FF	FR	Score	2000	Opponent	S/P	TT	UT	A	S/Yd	I/Yds	PD	FF	FR	Score	
09/12	at N.Y. Jets	S	5	3	2	-	-	-	-	-	W,30-28	09/03	Tampa Bay	S	6	4	2	0	0	0	0	0	L,16-21	
09/19	Indianapolis	S	10	8	2	-	-	-	-	-	W,31-28	09/11	at N.Y. Jets	S	2	1	1	0	0	0	1	0	L,19-20	
09/26	N.Y. Giants	S	10	6	4	-	-	-	-	-	W,16-14	09/17	Minnesota	p	4	3	1	0	0	0	0	0	L,13-21	
10/03	at Cleveland	S	9	6	3	-	-	-	-	-	W,19-7	09/24	at Miami	S	3	0	3	0	0	0	0	0	L,3-10	
10/10	at Kansas City	S	13	11	2	0.5/0	-	-	-	-	L,14-16	10/01	at Denver	p	3	3	0	0	0	0	0	0	W,28-19	
10/17	Miami	S	12	12	0	2/14	1/57	1	-	-	L,30-31	10/08	Indianapolis	p	2	1	1	0	0	0	2	0	W,24-16	
10/24	Denver	S	14	11	3	-	-	-	-	-	W,24-23	10/15	N.Y. Jets	p	1	1	0	0	0	0	1	0	L,17-34	
10/31	at Arizona	S	3	1	2	-	-	-	-	-	W,27-3	10/22	at Indianapolis	p	1	1	0	0	0	0	0	0	L,23-30	
11/15	N.Y. Jets	S	8	4	4	-	-	-	-	-	L,17-24	11/05	Buffalo	Injured Reserve (11/1)										L, ott13-16
11/21	at Miami	S	8	6	2	-	-	-	-	-	L,17-27	11/12	at Cleveland	L	11	12	-	-	-	-	-	-	L,11-19	
11/28	at Buffalo	S	5	2	3	-	-	-	-	-	L,7-17	11/19	Cincinnati	W	16	13	-	-	-	-	-	-	W,16-13	
12/05	Dallas	p	1	1	0	-	-	-	-	-	W,13-6	11/23	at Detroit	L	9	3	4	-	-	-	-	-	L,9-34	
12/12	at Indianapolis	p	2	0	2	-	-	-	-	-	L,15-20	12/04	Kansas City	W	30	24	-	-	-	-	-	-	W,30-24	
12/19	at Philadelphia	p	2	2	0	-	-	-	-	-	L,9-24	12/10	at Chicago	L	17	24	-	-	-	-	-	-	L,17-24	
12/26	Buffalo	p	3	2	1	1/0	-	-	-	-	L,ott10-13	12/17	at Buffalo	W	ott13	10	-	-	-	-	-	-	W,ott13-10	
01/02	Baltimore	p	2	1	1	-	-	1	-	-	W,20-3	12/24	Miami	L	24	27	-	-	-	-	-	-	L,24-27	
1999 Totals		16/11	107	76	31	3.5/14	1/57	2	0	0	8-8	2000 Totals		8/3	22	14	8	0	0	0	4	0	5-11	





# ADRIAN KLEMM

## TACKLE

6-3 ★ 312<sup>LBS</sup> ★ ACQ: D2-00(46<sup>TH</sup>)

YEARS NFL/PATRIOTS: 2/2

CAREER GP/GS: 5/4 (0/0)

HAWAII ★ POLITICAL SCIENCE

DOB 5/21/77 ★ INGLEWOOD, CA



## Career Transactions

Adrian Klemm was drafted by the New England Patriots in the second round (46th overall) of the 2000 NFL draft ... Placed on non-football injury list (8/27/00) ... Activated from the physically unable to perform list (11/1/00).

## Career Highlights

★ **Career GP/GS: 5/4 (0/0)**

★ Klemm started in four games during his rookie season and showed his versatility by starting at both guard and tackle, while also being used as a third tight end in short yardage situations.

★ While Klemm was in the starting line-up during the final four games of the season, the Patriots recorded their top rushing performance (189 yards, at Buffalo 12/17), passing performance (311, vs. Miami, 12/24), passing first downs (15, vs. Kansas City, 12/4) and tied their total first down mark (24, vs. Kansas City, 12/4).

★ Klemm was part of an offensive line that allowed only two sacks during the final two weeks of the season (61 attempts).

## KLEMM'S BLUEPRINTS

★ San Diego defensive tackle Marcellus Wiley was a teammate of Adrian's at St. Monica High in Los Angeles.

★ During his senior year at Hawaii, Adrian played a part in the resurgence of their football program, improving from 0-12 in 1998 to 9-4 and a bowl victory in 1999.

## College

Klemm was a four-year starter at Hawaii (1996-99) ... During his senior year, he played a part in the resurgence of the Hawaii football program, improving from 0-12 in 1998 to 9-4 and a bowl victory in 1999 ... Versatile player while with the Rainbows, earning multiple starts at three different positions, right tackle: left tackle and tight end. **1999 (Senior):** Helped lead Hawaii to a 9-4 record and a victory in the Jeep Oahu Bowl ... It was the Rainbows first winning season and bowl game since 1992 (11-2, Holiday Bowl) ... All-Western Athletic Conference first-team selection ... Started all year at left tackle, helping an offense that led the WAC

and ranked third in the nation in passing, averaging 328.7 yards per game ... Hawaii averaged 417.8 total yards during the season ... Allowed only 4.5 sacks while collecting 75 knockdowns blocks and grading 84.9% for blocking consistency. **1998 (Junior):** Played in all 12 games and started in eight for Hawaii ... Six of his starts were at tackle and two were at tight end ... Klemm entered the season as the team's starting tight end for two games and was moved back to tackle and started in six games. **1997 (Sophomore):**

Started all 12 games at left tackle, helping the team gain 3,554 yards in total offense. **1996 (Freshman):** Appeared in every game, earning four starting assignments as a red-shirt freshman ... Started at right tackle vs. Nevada-Las Vegas, Air Force, San Jose State and Brigham Young. **1995 (Redshirt):** Red-shirted as a freshman.

## Seasonal Reviews

**2000 (5/4):** Started in four of five games during his rookie season ... Started at both guard and tackle, while also being used as a third tight end in short yardage situations ... Spent the first eight weeks of the season on the physically unable to perform list. **Cleveland (11/12):** Made his NFL debut at tackle and as a third tight end. **Kansas City (12/4):** Started his first NFL game at right tackle and helped power the Patriots to 368 total yards, their second highest output during the season ... New England also tied a season-high in first downs (24) and set a season-high in passing first downs (15). **Buffalo (12/17):** Blocked for rushing attack which amassed a season-high 189 rushing yards in 13-10 overtime ... Part of offensive line that surrendered only one sack. **Miami (12/24):** Provided ample time for Drew Bledsoe to set a season-high with 311 yards passing ... Bledsoe was only sacked once in 35 pass attempts against Miami.

## Personal

Adrian William Klemm was born the son of Lorraine and Leo Klemm on May 21, 1977 in Inglewood, Calif. ... Two-time all-league and *Blue Chip Illustrated* all-region selection at St. Monica Catholic High in Los Angeles ... Named Santa Monica City Black Athlete of the Year as a senior ... Lettered three times in both football and basketball ... Member of the Black Culture Society ... Majored in political science at Hawaii.





## PRO BOWLS



## Career Transactions

Ty Law was drafted by the Patriots in the first round (23rd overall) of the 1995 NFL draft ... Signed by the Patriots (7/20/95) ... Signed a seven-year contract extension on Aug. 20, 1999 ... Placed on injured reserve on Dec. 29, 1999 with a broken hand ... Placed on reserved/suspended list (12/20/00).

## Career Highlights

★ **Career GP/GS: 87/79 (6/6)**

★ Enters the 2001 season ranked ninth on the Patriots all-time interception list with 22 career picks.

★ Law finished the 2000 season ranked second among defensive backs and sixth on the Patriots defense with 74 tackles.

★ Intercepted a Damon Huard pass (10/17/99) and returned it 27 yards for a touchdown. It was the third interception returned for touchdown of his career, which is a new franchise record

★ Law enjoyed a breakthrough season in 1998, earning a start in his first Pro Bowl after leading the league in interceptions with nine. It was the first time a Patriot had ever led the league in interceptions.

★ At the 1999 Pro Bowl, Law intercepted a pass and returned it 67 yards for a touchdown and became the first defensive back to be voted co-MVP of the game in nine years.

★ Returned a Peyton Manning interception 59 yards for a touchdown (9/13/98). It was his second interception returned for touchdown.

★ Set a career-high with 77 tackles (69 solos) in 1997.

★ Returned an interception 38 yards for a touchdown against the Jets (12/8/96). It was his first career touchdown and earned him his first Miller Lite Player of the Game honors.

★ Repeated as Miller Lite Player of the Game the

following week at Dallas (12/15/96) when he posted seven solo hits and intercepted a pair of Troy Aikman passes in a 12-6 loss. He prevented two touchdowns in that game, by deflecting a pass out of the arms of Michael Irvin in the end zone and intercepting a pass in the end zone.

★ Recorded a career-high 12 tackles, including 10 solos and batted down two passes at Indianapolis (10/20/96).

★ Made his NFL starting debut as a nickel back to defend against Atlanta's "Red Gun" offense (10/1/95) and was credited with four defensive stops.

## LAW'S BLUEPRINTS

★ Ty donated \$75,000 to the Minority Faculty Development program at Brigham and Women's Hospital in June of 2001. His donation was used to support the work of Dr. Michelle Asha Albert, a physician on BWB's Division of Cardiovascular Medicine.

★ Ty's childhood idol was his cousin, former University of Pittsburgh and Dallas Cowboy star Tony Dorsett. He grew up as teammates with Anthony Dorsett (Oakland Raiders).

## Seasonal Reviews

**2000 (15/15):** Started 15 games at cornerback ... Ranked second among defensive backs and sixth on the Patriots defense with 74 tackles (58 solos) ... Snared two interceptions for 32 yards and recorded 11 passes defended ... Placed on reserved/suspended list on Dec. 20. **N.Y. Jets (9/11):** Tied Tedy Bruschi and Otis Smith for team leading five tackles (3 solos) ... Defended pass intended for Dedric Ward on drive resulting in three-and-out. **Minnesota**

**(9/17):** Credited with season-high nine tackles (8 solos) and one pass defended ... Helped limit the Vikings to 161 yards passing, their second-lowest total of the season. **Miami (9/24):** Intercepted his first pass of the season, returning it 32 yards. **Indianapolis (10/8):** Recorded his second interception of season, when he caught Peyton Manning's pass tipped by Ted Johnson ... The interception was the first of three by the Patriots defense in the fourth quarter, thwarting the Colts comeback bid. **N.Y. Jets (10/15):** Tied a season-high with nine tackles (8 solos). **Detroit (11/23):** Led team with seven tackles (five solos) ... Defended pass to Herman Moore in end zone. **Kansas City (12/4):** Recorded season-high four passes defended in 30-24 win on Monday Night Football. **Buffalo (12/17):** Limited Pro Bowler Eric Moulds to two



catches for 26 yards in the Patriots 13-10 overtime victory.

**1999 (13/13):** Voted 1999 defensive co-captain by his teammates prior to the start of the season ... Captained a defensive unit that finished eighth overall, seventh against the pass ... It was the highest rated finish by a Patriots defensive unit since 1988 ... Started the first 13 games of the season at left cornerback ... Broke a bone in his right hand vs. Dallas (12/5), yet started the following week at Indianapolis (12/12) ... Finished the season ranked eighth overall with 64 total tackles and two interceptions ... Led the team with 19 passes defended ... Forced two fumbles and recovered another ... Placed on injured reserve on Dec. 29. **N.Y. Jets (9/12):** Matched up against Keyshawn Johnson in the season opener and was credited with five tackles and three passes defended. **Indianapolis (9/19):** Made six tackles and added a pair of passes defended ... Forced a Marcus Pollard fumble in the fourth quarter, which he recovered at the Patriots 42 yard line ... The turnover led to a Patriots touchdown, aiding in the comeback effort by the Patriots, who scored 24 unanswered points to claim a 31-28 victory over the Colts. **Miami (10/17):** Intercepted his first pass of the season, the 19th of his career, and returned it for a touchdown ... It was the third interception returned for touchdown of his career, which is a new franchise record ... His 19 career interceptions moved him ahead of Ron Bolton into sole possession of 10th place in franchise history ... Finished the game with 10 tackles, his high for the season, which included an assist on a sack ... Also had a season-high four passes defended. **Arizona (10/31):** Named defensive co-captain for the game ... Led the team with seven solo tackles ... Intercepted a pass, tipped by Ferric Collons at the line of scrimmage ... It was his second interception of the season, the 20th of his career ... Limited the Cardinals to a defensive best 90 net yards passing and just 166 total net yards in a 27-3 pounding of the Cardinals. **Miami (11/21):** Forced a Rob Konrad fumble late in the second quarter to end a Dolphin scoring threat ... It was his second forced fumble of the season. **Dallas (12/5):** Broke a bone in his hand late in the fourth quarter in a 13-6 victory over the Cowboys ... It was the first victory in the series in Patriots franchise history ... Still had six tackles in the game. **Indianapolis (12/12):** Started despite the fractured bone in his hand, opting to play with a soft cast providing the protection ... Played the entire game and was credited with five solo tackles ... Had surgery to set pins in his hand and was listed among the Patriots inac-

tives the next two games before being placed on injured reserve for the season.

**1998 (16/16, 1/1):** Law had a breakthrough season and was arguably the best cornerback in the league in 1998 ... Was one of just seven players to start every game for the Patriots in 1998, drawing the assignment of covering the opponent's best receiver on most plays ... He led the league with nine interceptions and was voted to his first Pro Bowl as an AFC starter ... Became the first Patriot to ever lead the league in interceptions and was the first Patriots cornerback voted to the Pro Bowl since Raymond Clayborn in 1986 ... At the Pro Bowl, he intercepted a pass and returned it for a touchdown and was voted co-MVP of the game ... It was the first time a defensive back had won the award in nine years ... Earned Associated Press first-team All-Pro honors, along with Deion Sanders ... Named to *Sports Illustrated's*, *USA Today's*, *The Sporting News'*, *Football Digest's* and *College and Pro Football Weekly's* All-Pro Teams and was selected to the All-NFL Team by *Pro Football Weekly* ... *Football News* named him to their All-AFC team along with teammate Lawyer Milloy ... He was named the NFL Alumni Defensive Back of the Year, as voted on by NFL alumni who played that position ... His nine interceptions ranked second among the Patriots all-time single-season interception leaders (Ron Hall, 11, 1964) and gave him 18 for his career, moving Law into the Patriots top 10 among all-time interception leaders ... The only player in the 1990s to record more interceptions than Law was Chicago's Mark Carrier, who had 10 interceptions in 1990 ... In addition to his nine picks, Law was also credited with a team-high 33 passes defended ... His 33 passes defended were three times his previous high of 11 (1997) and three more than his career total (30)

entering the 1998 season ... Law drew the weekly assignment of covering the opponent's top receiver and typically blanketed them for the game ... In the home opener vs. Indianapolis (9/13), Law caught just as many Peyton Manning passes as Colts receiver Marvin Harrison - two ... Law finished the game with five tackles and two interceptions, one that he returned 59 yards for a touchdown ... He was selected the Patriots Miller Lite Player of the Game ... It was just the second interception returned for a touchdown in his four-year career ... The following week, he made seven tackles and stopped an Oilers scoring threat when he intercepted a pass in the end zone, his third interception of the season, and returned it 18 yards, securing a 27-16 victory over Tennessee (9/20) ... Limited Yancey Thigpen to just three receptions for 21 yards in the



## PATRIOTS INTERCEPTION LEADERS

### PATRIOTS ALL-TIME INTERCEPTION LEADERS

Rk	Player	Years	No	Yds	Avg	Lg	TD
1.	Raymond Clayborn	1977-89	36	555	15.4	85	1
2.	Ron Hall	1961-67	29	476	16.4	87	1
3.	Roland James	1980-90	29	383	13.2	46	0
4.	Fred Marion	1982-91	29	457	15.8	83	1
5.	Mike Haynes	1976-82	28	393	14.0	50	1
6.	Maurice Hurst	1989-95	27	263	9.4	36	1
7.	Nick Buoniconti	1962-68	24	223	9.3	41	0
8.	Ronnie Lippett	1984-91	24	420	17.5	73	2
9.	<b>Ty Law</b>	<b>1995-00</b>	<b>22</b>	<b>347</b>	<b>15.8</b>	<b>59†</b>	<b>3</b>
10.	Don Webb	1961-70	21	366	17.4	59	2

### SINGLE-SEASON INTERCEPTION LEADERS

Rk	Player	Year	No	Yds	Avg	TD
1.	Ron Hall	1964	11	148	13.5	0
2.	<b>Ty Law</b>	<b>1998</b>	<b>9</b>	<b>133</b>	<b>14.8</b>	<b>1</b>
3.	Bob Suci	1963	8	277	34.6	2
4.	Mike Haynes	1976	8	90	11.2	0
5.	Ronnie Lippett	1986	8	76	9.5	0

game ... Intercepted his fourth pass in three games when he picked off a Danny Wuerffel attempt at New Orleans (10/4) ... His four interceptions for the season marked a new personal best, in just the fourth week of the season ... Registered eight solo tackles and added a Dan Marino ball to his collection, which led to a Patriots field goal at Miami (10/25) ... Picked off another pair of passes, which were converted into a field goal and a touchdown, and was credited with six passes defended in a loss to Atlanta (11/8) to earn his second Patriots Miller Lite Player of the Game honors of the season ... Recorded a team-high and a personal season-high nine tackles and grabbed his eighth interception of the season in a 23-9 victory over his hometown Pittsburgh Steelers ... He recovered a Jerry Rice fumble and intercepted a Steve Young pass, his ninth and final interception of the season, which he returned 30 yards to help the Patriots pull off a late-season 24-21 upset victory over the 49ers (12/20) ... Earned his third Patriots Miller Lite Player of the Game honors in the season finale at New York (12/27) when he recorded five tackles and four passes defended vs. the Jets.

**1997 (16/16, 2/2):** Law started every game at left cornerback for the Patriots, including both playoff games, and totaled 77 tackles (69 solos) - seventh on the team ... His 77 tackles and 69 solo stops represented career-highs for the third-year corner ... Intercepted three passes, which he returned for 70 yards, knocked down 11 passes and recovered one fumble ... Led the team with nine tackles, including eight solo stops, at Indianapolis (9/7) ... Recovered his first career fumble vs. the Jets (9/14) and was credited with four solo stops ... Made seven tackles and intercepted his first pass of the season vs. Chicago (9/21) - the seventh of his career ... He returned the interception 30 yards ... Batted down three passes and totaled three tackles at Denver (10/6) ... Intercepted his second pass of the

season vs. Buffalo (10/12) and returned it 40 yards - a career-long ... Posted five tackles in each of the next three games, including five solo stops after being named the defensive captain vs. Green Bay (10/27) ... Shared in a sack with Todd Collins at Minnesota (11/2), his only sack of the year ... Intercepted his third and final pass of the season at Buffalo (11/9), ninth of his career ... Made seven solo tackles vs. Indianapolis (11/30), followed with nine solo stops at Jacksonville (12/7) and eight tackles vs. Pittsburgh (12/13) ... Added six tackles during the postseason, including four solo stops and a pass defended at Pittsburgh (1/3/98).

**1996 (13/12, 3/3):** Started the first nine games of the season at left cornerback ... Missed three games; at New York (11/10), vs. Denver (11/17) and vs. Indianapolis (11/24) due to a knee sprain ... Returned to the starting lineup at left corner for the final six games, including the three playoff games ... Compiled a career-high and ranked seventh on the team with 62 tackles, despite missing four starts due to a knee injury ... Finished second on the team with three interceptions and 10 passes defended ... His 56 solo tackles ranked third behind Ted Johnson (87) and Willie Clay (73) ... Finished ninth on the team with 10 defensive tackles in the postseason ... Made five solo stops in the season opener at Miami (9/1) ... Totaled six hits and deflected a pass the following week at Buffalo (9/8) ... Finished second on the team with seven solo stops vs. Washington (10/13) ... Recorded a career-high with 12 tackles, including 10 solos and batted down two passes at Indianapolis (10/20) ... Sprained his knee vs. Miami (11/3) and was sidelined for the next three games ... Returned to action as a reserve at San Diego (12/1) and made one defensive stop ... Returned to the starting lineup at left corner vs. the Jets (12/8) and grabbed his first interception of the season, which he returned 38 yards for a touchdown ... It was the first touchdown of his professional career and earned him his first Miller Lite Player of the Game honors ... Repeated as Miller Lite Player of the Game the following week at Dallas (12/15) when he posted seven solo hits and intercepted a pair of Aikman passes in a 12-6 loss ... Prevented two touchdowns in the game by

## SINGLE-GAME CAREER HIGHS

### Regular Season

Tackles:	12	at Indianapolis (10/20/96)
Solos:	10	at Indianapolis (10/20/96)
Sacks:	1	at Indianapolis (12/23/95)
Interceptions:	2	vs. Atlanta (11/8/98) vs. Indianapolis (9/13/98) at Dallas (12/15/96)
Longest Return:	59†	vs. Indianapolis (9/13/98)
PDs:	6	vs. Atlanta (11/8/98)

### Post season

Total Tackles:	4	at Pittsburgh (1/3/98) vs. Jacksonville (1/12/97)
Solo Tackles:	4	at Pittsburgh (1/3/98)



deflecting a pass out of the arms of Cowboy WR Michael Irvin and intercepting another pass in the end zone ... Closed out the regular season with seven solo stops at the Giants (12/21) ... Provided 10 tackles in three postseason games, including three hits in Super Bowl XXXI vs. Green Bay (1/26/97).

**1995 (14/7):** Started seven of 14 games as a rookie, missing just two games vs. Buffalo (10/23) and Carolina (10/30) due to a hip flexor injury ... He finished the year ranked 10th in total tackles with 47 (40 solos), including his first career sack ... He was credited with nine passes defended, including three interceptions for 47 yards ... He saw action on special teams early in the season and contributed one solo tackle for the Patriots coverage units ... Played in each of the first three games, seeing action in nickel and dime pass coverages ... Recorded five solo tackles at San Francisco (9/17) ... Made his NFL starting debut as a nickel back to defend against Atlanta's "Red Gun" offense (10/1) and was credited with four defensive stops ... Replaced Maurice Hurst (calf injury) to make his NFL starting debut at right cornerback at Kansas City (10/15) ... He missed the next two games due to a hip flexor injury and was listed among the Patriots inactives ... He earned the starting position at right corner late in the season ... Made his first of five consecutive starts in a 35-25 victory at Buffalo (11/26) and recorded his first NFL interception on a Jim Kelly pass ... Picked off his second pass of the season the following week vs. New Orleans (12/3) and returned it 38 yards, the second-longest interception return of the season for the Patriots ... Extended his interception streak to three games the following week and provided eight defensive stops in a 31-28 victory over the New York Jets (12/10) ... Closed out his rookie campaign with a season-high eight solo stops, including his first career sack at Indianapolis (12/23) when he hit Jim Harbaugh on a corner-blitz late in the first quarter.

## College

Law declared himself eligible for the 1995 NFL draft after lettering three years at Michigan (1992-94) ... He earned first-team All-American honors from Walter Camp as a senior and was a two-time unanimous All-Big Ten Conference selection ... Finished his collegiate career with 154 total tackles (120 solos) and 17 passes defended, including six interceptions ... Totaled 58 tackles (45 solos) and batted away eight passes, including two interceptions in his final season at Michigan ... He earned first-team Sophomore All-American honors in 1993 after leading the team with six interceptions and finishing fourth on the team with 57 tackles (47 solos) and a tackle for loss ... His top game was a two interception effort, including one in the end zone and the other at the five-yard line, to kill a pair of touchdown drives in a 28-0 shutout of Ohio State, earning National Player of the Week honors from The Sporting News and Sports Illustrated and Big Ten Conference Defensive Player of the Week accolades ... Played in every game as a true freshman, starting the team's final six contests at weakside cornerback and finished the year with 49 tackles.

## Personal

Tajuan Law was born the son of Raymond and Diane Law on Feb. 10, 1974 in Aliquippa, Pa. ... He attended Aliquippa (Pa.) High and earned All-American first-team honors by Parade and Tom Lemming's Prep Football Report ... Played tailback, cornerback, safety, wide receiver and return specialist to help lead the team to the Class AA state title as a senior ... Averaged 22.1 yards on 23 receptions, 10.1 yards on 45 rushes, 21.1 yards per punt return, recorded 71 tackles and picked off eight passes as a senior ... He was a two-time team MVP ... Also earned MVP honors in basketball ... Ty has one daughter, Tya.

## TY LAW

Pos: CB		Ht: 5-11	Wt: 199		Year: 7th		Acq: D1-95 (23rd)		College: Michigan		Born: 2/10/74								
Regular Season			Tackles					Interceptions					Miscellaneous						
Year	Team	G/S	TT	UT	A	S	Yds	No	Yds	Avg	Lg	TD	PD	FF	FR	Yds	TD	SpT	Fum
1995	Patriots	14/7	47	40	7	1.0	6.0	3	47	15.7	38	0	9	0	0	0	0	1	0
1996	Patriots	13/12	62	56	6	0	0.0	3	45	15.0	38t	1	10	0	0	0	0	0	0
1997	Patriots	16/16	77	69	8	0.5	2.5	3	70	23.3	40	0	11	0	1	0	0	0	1
1998	Patriots	16/16	75	60	15	0	0.0	9	133	14.8	59t	1	37	0	1	17	0	0	0
1999	Patriots	13/13	64	55	9	0.5	6.5	2	20	10.0	27t	1	19	2	1	0	0	0	1
2000	Patriots	15/15	74	58	16	0	0	2	32	16.0	32	0	11	0	0	0	0	0	0
Totals-6 Years		87/79	399	338	61	2.0	15	22	347	15.8	59t	3	97	2	3	17	0	1	2
Postseason			Tackles					Interceptions					Miscellaneous						
Year	Team	G/S	TT	UT	A	S	Yds	No	Yds	Avg	Lg	TD	PD	FF	FR	Yds	TD	SpT	Fum
1996	Patriots	3/3	10	7	3	0	0	0	0	0.0	0	0	1	0	0	0	0	0	0
1997	Patriots	2/2	6	6	0	0	0	0	0	0.0	0	0	1	0	0	0	0	0	0
1998	Patriots	1/1	3	2	1	0	0	0	0	0.0	0	0	1	0	0	0	0	0	0
Totals-3 Years		6/6	19	15	4	0	0	0	0	0.0	0	0	3	0	0	0	0	0	0



# LAW'S CAREER GAME-BY-GAME

1995 Opponent	G	TTUT	A S/Yds	I/Yds	PD	FFFR	W/L	Score
09/03 Cleveland	p	2	2	0	-	-	-	W 17-14
09/10 Miami	p	1	0	1	-	-	-	L 3-20
09/17 at San Francisco	p	5	5	0	-	-	-	L 3-28
10/01 at Atlanta	S	4	3	1	-	-	-	2 - L 17-30
10/08 Denver	p	0	0	0	-	-	-	2 - L 3-37
10/15 at Kansas City	S	5	5	0	-	-	-	1 - L 26-31
10/23 Buffalo								W 27-14
10/29 Carolina								Lot 17-20
11/05 at N.Y. Jets	p	0	0	0	-	-	-	1 - W 20-7
11/12 at Miami	p	1	1	0	-	-	-	- W 34-17
11/19 Indianapolis	p	0	0	0	-	-	-	- L 10-24
11/26 at Buffalo	S	6	4	2	-	-	-	1 9 - W 35-25
12/03 New Orleans	S	3	2	1	-	-	-	1 38 - L 17-31
12/10 N.Y. Jets	S	8	6	2	-	-	-	1 0 - W 31-28
12/16 at Pittsburgh	S	4	4	0	-	-	-	- L 27-41
12/23 at Indianapolis	S	8	8	0	1	6	-	- L 7-10
<b>1995 Totals</b>		<b>14/7</b>	<b>47</b>	<b>40</b>	<b>7</b>	<b>1</b>	<b>6</b>	<b>3</b> <b>47</b> <b>9</b> <b>0</b> <b>0</b> <b>6</b> <b>10</b>

1996 Opponent	G	TTUT	A S/Yds	I/Yds	PD	FFFR	W/L	Score
09/01 at Miami	S	5	5	-	-	-	-	- L 10-24
09/08 at Buffalo	S	6	5	1	-	-	-	1 - L 10-17
09/15 Arizona	S	3	2	1	-	-	-	- W 31-0
09/22 Jacksonville	S	3	3	-	-	-	-	1 - W 28-25
10/06 at Baltimore	S	4	4	-	-	-	-	1 - W 46-38
10/13 Washington	S	7	7	-	-	-	-	1 - L 22-27
10/20 at Indianapolis	S	12	10	2	-	-	-	2 - W 27-9
10/27 Buffalo	S	5	3	2	-	-	-	- W 28-25
11/03 Miami	S	1	1	-	-	-	-	- W 42-23
11/10 at N.Y. Jets								W 31-27
11/17 Denver								W 8-34
11/24 Indianapolis								W 27-13
12/01 at San Diego	p	1	1	-	-	-	-	- W 45-7
12/08 N.Y. Jets	S	1	1	-	-	-	-	1 38 - W 24-10
12/15 at Dallas	S	7	7	-	-	-	-	2 7 3 - L 6-12
12/21 at N.Y. Giants	S	7	7	-	-	-	-	- W 23-22
<b>1996 Totals</b>		<b>13/12</b>	<b>62</b>	<b>56</b>	<b>6</b>	<b>0</b>	<b>0</b>	<b>3</b> <b>45</b> <b>10</b> <b>0</b> <b>0</b> <b>11</b> <b>5</b>

01/05 Pittsburgh	S	3	2	1	-	-	-	- W 28-3
01/12 Jacksonville	S	4	3	1	-	-	-	- W 20-6
01/26 Green Bay	S	3	2	1	-	-	-	- L 21-3
<b>1996 Postseason</b>		<b>3/10</b>	<b>7</b>	<b>3</b>	<b>0</b>	<b>0</b>	<b>0</b>	<b>0</b> <b>1</b> <b>0</b> <b>0</b> <b>0</b> <b>2</b> <b>1</b>


1997 Opponent	G	TTUT	A S/Yds	I/Yds	PD	FFFR	W/L	Score
08/31 San Diego	S	3	3	0	-	-	-	- W 41-7
09/07 at Indianapolis	S	9	8	1	-	-	-	- W 31-6
09/14 N.Y. Jets	S	4	4	0	-	-	-	- 1 Wot 27-24
09/21 Chicago	S	7	5	2	-	-	-	1 30 - W 31-3
10/06 at Denver	S	3	3	0	-	-	-	- L 13-34
10/12 Buffalo	S	4	4	0	-	-	-	1 40 3 - W 33-6
10/19 at N.Y. Jets	S	5	4	1	-	-	-	- L 19-24
10/27 Green Bay	S	5	5	0	-	-	-	- L 10-28
11/02 at Minnesota	S	5	2	30	52.5	-	-	- L 18-23
11/09 at Buffalo	S	1	1	0	-	-	-	1 0 - W 31-10
11/16 at Tampa Bay	S	2	2	0	-	-	-	1 - L 7-27
11/23 Miami	S	3	3	0	-	-	-	- W 27-24
11/30 Indianapolis	S	7	7	0	-	-	-	- W 20-17
12/07 at Jacksonville	S	9	9	0	-	-	-	- W 26-20
12/13 Pittsburgh	S	8	7	1	-	-	-	1 - Lot 21-24
12/22 at Miami	S	2	2	0	-	-	-	1 - W 14-12
<b>1997 Totals</b>		<b>16/16</b>	<b>77</b>	<b>69</b>	<b>80.525</b>	<b>3</b>	<b>70</b>	<b>11</b> <b>0</b> <b>1</b> <b>0</b> <b>10</b> <b>6</b>
12/28 Miami	S	2	2	0	-	-	-	- W 17-3
01/03 at Pittsburgh	S	4	4	0	-	-	-	1 - L 6-7
<b>1997 Postseason</b>		<b>2/2</b>	<b>6</b>	<b>6</b>	<b>0</b>	<b>0</b>	<b>0</b>	<b>0</b> <b>1</b> <b>0</b> <b>0</b> <b>0</b> <b>1</b> <b>1</b>

1998 Opponent	G	TTUT	A S/Yds	I/Yds	PD	FFFR	W/L	Score
09/07 at Denver	S	4	4	0	-	-	-	2 - L 21-27
09/13 Indianapolis	S	5	3	2	-	-	-	2 59 3 - W 29-6
09/20 Tennessee	S	7	6	1	-	-	-	1 18 2 - W 27-16
10/04 at New Orleans	S	4	2	2	-	-	-	1 0 3 - W 30-27
10/11 Kansas City	S	1	0	1	-	-	-	- 2 - W 40-10
10/19 N.Y. Jets	S	5	4	1	-	-	-	- 2 - L 14-24
10/25 at Miami	S	8	8	0	-	-	-	1 0 3 - L 9-12
11/01 at Indianapolis	S	7	6	1	-	-	-	- 2 - W 21-16
11/08 Atlanta	S	4	4	0	-	-	-	2 16 6 - L 10-41
11/15 at Buffalo	S	4	2	2	-	-	-	- - L 10-13
11/23 Miami	S	4	3	1	-	-	-	- 1 - W 26-23
11/29 Buffalo	S	3	3	0	-	-	-	- 1 - W 25-21
12/06 at Pittsburgh	S	9	7	2	-	-	-	1 10 4 - W 23-9
12/13 at St. Louis	S	2	2	0	-	-	-	- 1 - L 18-32
12/20 San Francisco	S	3	2	1	-	-	-	1 30 1 - 1 W 24-21
12/27 at N.Y. Jets	S	5	4	1	-	-	-	- 4 - L 10-31
<b>1998 Totals</b>		<b>16/16</b>	<b>75</b>	<b>60</b>	<b>15</b>	<b>0</b>	<b>9</b>	<b>13337</b> <b>0</b> <b>1</b> <b>9</b> <b>7</b>
01/03 at Jacksonville	S	3	2	1	-	-	-	- 1 - L 10-25

1999	Opponent	Starts	TTUT	A	S/Yds	I/Yds	PD	FFFR	Score
09/12	at N.Y. Jets		S	5	3	2	-	3	- W 30-28
09/19	Indianapolis		S	6	5	1	-	2 1 1	W 31-28
09/26	N.Y. Giants		S	5	5	0	-	2	- W 16-14
10/03	at Cleveland		S	1	1	0	-	-	- W 19-7
10/10	at Kansas City		S	5	5	0	-	2	- L 14-16
10/17	Miami		S	10	9	10	56.5	1 27 4	- L 30-31
10/24	Denver		S	6	5	1	-	-	- W 24-23
10/31	at Arizona		S	7	7	0	-	1 -7 3	- W 27-3
11/15	N.Y. Jets		S	5	5	0	-	1	- L 17-24
11/21	at Miami		S	2	2	0	-	1 1	- L 17-27
11/28	at Buffalo		S	1	0	1	-	-	- L 7-17
12/05	Dallas		p	6	3	3	-	1	- W 13-6
12/12	at Indianapolis		p	5	5	0	-	-	- L 15-20
12/19	at Philadelphia							inactive	L 9-24
12/26	Buffalo							inactive	L ot 10-13
01/02	Baltimore							Placed on Injured Reserve	W 20-3
1999 Totals		15/15	64	55	90.565	2	20	19 2 1	8-8

2000	Opponent	Starts	TTUT	A	S/Yds	I/Yds	PD	FFFR	Score		
09/03	Tampa Bay	S	4	3	1	0	0	0	0	L 16-21	
09/11	at N.Y. Jets	S	5	3	2	0	0	2	0	L 19-20	
09/17	Minnesota	S	9	8	1	0	0	1	0	L 13-21	
09/24	at Miami	S	5	3	2	0	1	32	1	L 3-10	
10/01	at Denver	S	7	4	3	0	0	0	0	W 28-19	
10/08	Indianapolis	S	1	0	1	0	1	0	1	W 24-16	
10/15	N.Y. Jets	S	9	8	1	0	0	0	0	L 17-34	
10/22	at Indianapolis	S	2	2	0	0	0	0	0	L 23-30	
11/05	Buffalo	S	5	5	0	0	0	0	0	Lot 13-16	
11/12	at Cleveland	S	6	6	0	0	0	0	0	L 11-19	
11/19	Cincinnati	S	8	6	2	0	0	1	0	W 16-13	
11/23	at Detroit	S	7	5	2	0	0	1	0	L 9-34	
12/04	Kansas City	S	2	2	0	0	0	4	0	W 30-24	
12/10	at Chicago	S	3	2	1	0	0	0	0	L 17-24	
12/17	at Buffalo	S	1	1	0	0	0	0	0	W ot 13-10	
12/24	Miami									L 24-27	
Reserve/Suspended List											
2000 Totals		15/15	74	58	16	0	2	32	11	0	5-11





# DANE LOOKER

## WIDE RECEIVER

**6-0 ★ 190 LBS ★ ACQ: TR(STL)-00**  
**YEARS NFL/PATRIOTS: 2/2**  
**CAREER GP/GS: 0/0 (0/0)**  
**WASHINGTON ★ SPEECH COMMUNICATIONS**  
**DOB 5/5/76 ★ PUYALLUP, WA**



### Career Transactions

Dane Looker was traded to the New England Patriots from the St. Louis Rams on Aug. 7, 2000 for an undisclosed draft pick ... Placed on injured reserve on Nov. 16, 2000 ... He was originally signed by St. Louis as a rookie free agent (4/17/00).

### Career Highlights

★ Career GP/GS: 0/0 (0/0)

### Seasonal Reviews

**2000 (0/0):** Looker was on the Patriots roster for the first 10 weeks of the season, but was listed among the game-day inactives during each week ... He was placed on injured reserve on Nov. 16.

### College

Looker recorded 84 receptions for 949 yards and five touchdowns during his Washington Husky career ... He appeared in 21 games starting 13 at wide receiver ... Set a career high with 12 receptions against USC in 1998 ... Walked on to the Huskie program in 1996 after playing basketball for two years at Western Washington. **1999 (Senior):** Named as an honorable mention to the Pac-10 All Academic team ... Played in 11 games and started seven during his senior season ... Registered 20 receptions for 287 yards (14.4 avg.) during the season ... Recorded season-high two receptions for 75 yards, including a crucial 39-yard catch to set up the Huskie's winning touchdown against California ... Threw a 55-yard touchdown pass in Apple Cup Victory over Washington State. **1998 (Junior):** Led Washington with 64 receptions and 662 yards ... Ranked third in the Pac-10 with 6.4 receptions per

game and 15th nationally ... Honorable mention All Pac-10 selection ... Grabbed five or more receptions in six games and recorded two 100-yard receiving games (Arizona State and Utah State) ... Tied a school record with 11 catches in season opening win at Arizona State ... Added two touchdowns against the Sun Devils ... Broke the school record he had previously tied with 12 grabs at USC ... In Oahu Bowl against Air Force, Looker totaled 100 yards on eight catches ... Caught 27-yard score in Apple Cup against Washington State. **1997 (Sophomore):** Redshirted the season after transferring from Western Washington ... Named the offensive backup

player of the week for his practice efforts prior to the California and Oregon games. Western Washington University: Did not play football ... Played two years of basketball ... Started at guard as a sophomore.


### LOOKER'S BLUEPRINTS

- ★ Dane was coached in high school by Mike Huard, Damon and Brock's father.
- ★ Dane walked onto the Washington Huskies football team in 1996 after playing basketball for two years at Western Washington.

### Personal

Dane Looker was born the son of Dan and Connie Looker on May 5, 1976 in Puyallup, Wash. ... He has two brothers, Ky and Jesse ... High school classmate of current Seattle Seahawk and former UW quarterback Brock Huard ... Named *Seattle Post-Intelligencer*, *Associated Press*, and *Tacoma News-Tribune* all-state selection at Puyallup (Wash.) High ... Also named to the *Tacoma News-Tribune's* all-area first team ... First team All-South Puget Sound League selection ... Totaled 50 receptions for 916 yards and 18 touchdowns in his senior campaign ... Recorded 10 receptions for 212 yards and five touchdowns in a 42-7 win over Rogers ... Coached in high school by Mike Huard (current teammate Damon's father) ... Also won two varsity letters in basketball ... Majored in speech communications ... Dane is married to Amy.





# WILLIE MCGINEST

## DEFENSIVE END

6-5 ★ 270<sup>LBS</sup> ★ ACQ: D1-94 (4<sup>TH</sup>)  
 YEARS NFL/PATRIOTS: 8/8  
 CAREER GP/GS: 98/88 (7/7)  
 SOUTHERN CAL ★ PUBLIC ADMINISTRATION  
 DOB 12/11/71 ★ LONG BEACH, CA



## PRO BOWLS



## Career Transactions

Willie McGinest was drafted by the Patriots in the first round (fourth overall) of the 1994 NFL draft ... Signed by Patriots (5/17/94) ... Re-signed by Patriots prior to becoming a free agent on Feb. 12, 1998, through the year 2002.

## Career Highlights

★ Career GP/GS: 98/88 (7/7)

- ★ McGinest begins the 2001 season tied for sixth with Larry Eisenhauer among the Patriots all-time sack leaders with 45.5 career sacks.
- ★ Of his 45.5 career sacks, 30 sacks have come against AFC East rivals.
- ★ McGinest was voted defensive co-captain for the 2000 season by his teammates.
- ★ McGinest finished the 2000 season tied for the Patriots lead with six sacks (with Greg Spires). It was the fourth time during his seven-year career he led the team in sacks.
- ★ Sacked both Rob Johnson and Doug Flutie at Buffalo (12/17/00), marking the eighth time in his career, he recorded multiple sacks in a game.
- ★ Earned AFC Defensive Player of the Week honors in the 1999 season opener at the New York Jets (9/12/99) when he was credited with two sacks, a forced fumble and a fumble recovery. His fumble recovery was in the end zone for a touchdown in a 30-28 victory over the Jets.
- ★ Played outside linebacker for two seasons before making the transition to defensive end in 1996 when the Patriots switched from a 3-4 to a 4-3 defense.
- ★ He was voted to his first Pro Bowl in 1996, after his first season playing defensive end.
- ★ The Patriots qualified for the playoffs in four of Willie's first five NFL seasons. Despite missing some action due to injuries in 1997 and 1998, he has started every playoff game, totaling 38 tackles (24 solos), including 4.5 sacks for 22 yards.

## MCGINEST'S BLUEPRINTS

- ★ Willie's first musical endeavor in elementary school was playing the violin, which lasted about a week.
- ★ Willie actively supports the Ronald McDonald House and Charities. He is also active in the Big Brothers Association and the Boys & Girls Clubs.

★ He led the team in sacks in 1995 (11), 1996 (9.5), 1999 (9) and 2000 (6). His 11 sacks in 1995 were the most by a Patriot since Andre Tippett's 12.5 sacks in 1987.

★ In 1996, he earned AFC Defensive Player of the Month for his performances during the month of October when he combined for 21 tackles, including four sacks, one interception and three passes defended to help the Patriots complete a 3-1 record during the month.

★ Earned AFC Defensive Player of the Week for his Week 8 performance vs. Buffalo (10/27/96) when he posted seven tackles (5 solos), including a sack for 8 yards, had two passes defended and returned his first career interception 46 yards for a touchdown.

★ Sacked Dan Marino twice, forcing a fourth quarter fumble on the second hit vs. Miami (11/3/96) and finished the game with a season-high eight tackles.

★ His career-high 11 tackles, came against Carolina (10/29/95).

★ Sacked Dan Marino twice and forced a fumble in a 24-17 victory over Miami (11/12/95).

★ Closed out the 1995 season in Pro Bowl form, recording 15 solo tackles and five sacks in the final three games of the season, including multiple sack performances vs. the Jets (12/10/95) and at Indianapolis (12/23/95).

## Seasonal Reviews

**2000 (14/14):** Voted defensive co-captain for 2000 season by teammates ... Started in 14 games at defensive end and recorded 63 tackles (45 solos) ... Led team (along with Greg Spires) with six sacks ... It was the fourth time in his seven year career, he led the team in sacks ... Sacked Miami's Jay Fiedler on Dec. 24 and tied Larry Eisenhauer for sixth place on team's all-time sack list with 45.5 career sacks.

**Tampa Bay (9/3):** Recorded eight tackles (7 solos)




including his first sack of the season ... Sacked Shaun King on third-and-seven, deep in Buccaneers territory for 11-yard loss forcing a punt ... Teamed with Chris Slade to stop Mike Alstott for 2-yard loss on third-and-two from Bucs 40-yard line forcing Tampa Bay to punt. **N.Y. Jets (9/11):** Stopped Curtis Martin for a 1-yard loss ... Part of defensive unit which limited Jets rushing attack to 59 yards. **Minnesota (9/17):** Credited with five tackles (4 solos) before leaving in second quarter with injury to left leg. **Denver (10/1):** Recorded a sack and forced a fumble, which he recovered, on the fourth play of game ... The Patriots scored on their next possession and went on to score 21 of the game's first 24 points on their way to a 28-19 victory. **N.Y. Jets (10/15):** Recorded six tackles, including three for losses ... Dropped both Wayne Chrebet and Curtis Martin for 3-yard losses ... Sacked Vinny Testaverde, his third of the season. **Buffalo (11/5):** Credited with six tackles and recovered Doug Flutie's fumble, setting up Adam Vinatieri's 48-yard field goal with just 20 seconds remaining in the first half. **Chicago (12/10):** Tied career-high eight solo tackles, including three for loss. **Buffalo (12/17):** Dropped both Rob Johnson and Doug Flutie, for his eighth career multiple sack game. **Miami (12/24):** Sacked Jay Fiedler for his sixth of the season, tying him with Greg Spires for the team lead ... Four of his six sacks during the season were against AFC East rivals.

**1999 (16/16):** Started every game for the Patriots for the first time in three seasons ... Led the team with nine quarterback sacks, the third highest total of his career and the most since he had 9.5 in 1996 ... Finished the season with 84 total tackles, which ranked seventh on the team ... Forced one fumble and had two fumble recoveries ... Applied constant pressure on opposing quarterbacks, which was critical to the success of the Patriots defense, which ranked eighth in the league overall ... It was the best ranking since 1988. **N.Y. Jets**

**(9/12):** Earned AFC Defensive Player of the Week honors for his performance in a 30-28 victory over the Jets to open the season ... Registered six tackles, including two sacks, forced a fumble and recovered another ... Recovered a fumble, forced by Steve Israel, in the end zone for a touchdown in the third quarter ... It was the second touchdown of his career ... His two sacks tied his career high ... It was the fifth time of his career to have recorded a pair of sacks in a game, the first since 1995 (at Indianapolis) ... His second sack gave him 32.5 for his career and moved him into a 10th place tie among the Patriots all-time sack leaders. **Indianapolis (9/19):** Recorded seven tackles to lead all defensive linemen. **N.Y. Giants (9/26):** Named defensive co-captain for the game ... Combined with Tedy Bruschi to stop Kent Graham on a fourth-and-one attempt at the Patriots 41-yard line in the third quarter ... The Patriots responded with an 11-play, 58-yard scoring drive ... Limited the Giants to 258 yards in net offense, including just 57 yards rushing. **Cleveland (10/2):** Recorded his third sack of the season when he dropped Tim Couch for a 3-yard loss ... It was the 33.5 sack of his career ... Dropped Ronnie Powell on a reverse for a 14-yard loss ... Limited the Browns to just 250 net yards, including 180 net yards passing. **Miami (10/17):**

Added 1.5 sacks to his total during the Patriots hit parade on Damon Huard, who was sacked nine times in the game ... His 1.5 sacks increased his career total to 35 ... 25 of those sacks have come against AFC East rivals ... Finished the

game with seven tackles (5 solos). **Denver (10/24):** Recorded a sack in his second-straight game, 5.5 for the season ... The sack was one of three tackles in the game. **Arizona (10/31):** Credited with half a sack ... Moved ahead of Garin Veris into ninth place among the Patriots all-time leading sack artists ... Registered five tackles and applied constant pressure while limiting the Cardinals to just 90 net yards passing, the lowest



## PATRIOTS CAREER SACK LEADERS

In just seven seasons, Willie McGinest is already tied for sixth among the Patriots all-time sack leaders. The top 10 are listed below:

Player	Sacks	GP	Years
1. Andre Tippett	100.0	151	1982-88, 90-93
2. Julius Adams	79.5	206	1971-77, 79-85, 87
3. Tony McGee	72.5	119	1974-81
4. Ray Hamilton	54.0	132	1973-81
5. Chris Slade	51.0	127	1993-00
6. <b>Willie McGinest</b>	<b>45.5</b>	<b>98</b>	<b>1994-00</b>
Larry Eisenhauer	45.5	115	1961-69
7. Brent Williams	43.5	121	1986-93
9. Houston Antwine	39.0	142	1961-71
10. Garin Veris	36.0	78	1985-88, 90-91

allowed all season. **N.Y. Jets (11/15):** Named defensive co-captain for the game and finished the game with eight tackles, including seven solo stops. **Miami (11/21):** Recorded his seventh sack of the season with another Huard sack (2.5 of those sacks were vs. Huard) ... Broke Huard's nose on the play, forcing him to the sidelines for the remainder of the game ... Finished the game with five total tackles. **Dallas (12/5):** Recorded his eighth sack of the season and helped shut down the Cowboys' rushing attack, limiting them to just 63 yards rushing on 23 carries (2.7 avg.) ... The Cowboys entered the game with the second-rated rushing attack in the NFL ... The Patriots claimed their first victory in their series with Dallas in franchise history with a 24-23 win. **Philadelphia (12/19):** Recorded a season-high with nine total tackles against the Eagles. **Baltimore (1/2/00):** Recovered his second fumble of the season and dropped Tony Banks for his ninth sack of the season to help the Patriots close out the regular season with a 20-3 victory over the Ravens ... It was the third game of the season that the defense did not allow a touchdown.

**1998 (9/8, 1/1):** Started the first six games of the season before being sidelined by a nagging groin injury which kept him out of the lineup for seven of the next nine games ... Started eight of nine regular season games and the Patriots playoff game at Jacksonville (1/3/99) ... Finished the season with 24 tackles and ranked fourth on the team with 3.5 sacks ... Opened the season with five tackles in each of his first two games, including five solo stops with a sack vs. Indianapolis (9/13) ... Shared a sack vs. Tennessee (9/20) ... Extended a consecutive game sack streak to three games with a sack at New Orleans (10/4) ... Sacked Vinny Testaverde for a 9-yard loss before leaving the game with an injury vs. the Jets (10/19) ... The sack gave him 30.5 for his career and moved him ahead of Don Blackmon (29.5 career sacks) into 11th place among the franchise's all-time leading

sack artists ... Recorded those 3.5 sacks in the first six games of the season, a pace which would have given him 9.5 for the season, before suffering a groin injury vs. the Jets ... Listed among the Patriots inactives prior to seven games; at Miami (10/25), at Indianapolis (11/1), vs. Atlanta (11/8), vs. Miami (11/23), vs. Buffalo (11/29), at St. Louis (12/13) and vs. San Francisco (12/20) ... Returned for the season finale at New York vs. the Jets (12/27) and reported four tackles ... Played the following week at Jacksonville (1/3/99) and provided three solo stops.

**1997 (11/11, 2/2):** McGinest missed five of the first six games due to injuries ... Missed the first two games of the season while rehabilitating a hamstring injury,

which he suffered in the final preseason game ... Returned in Week Three, but injured his right knee and missed the next three games ... Started every game he appeared in, including both playoff games ... Finished the season with 35 total tackles, 10th on the team, including a pair of sacks ... Batted down one pass and recovered three fumbles ... Made his first start of the season vs. the Jets (9/14) ... Recorded three tackles and recovered a Neil O'Donnell fumble (forced by Chris Slade) before suffering a knee sprain in the fourth quarter which forced him to the sidelines and caused him to miss the next three games ... Returned to the starting lineup at New York Jets (10/19) ... Recorded a season-high five tackles at Minnesota, but left the game with a sprained ankle ... Posted his first sack of the season when he dropped Alex Van Pelt for a loss of 8 yards at Buffalo (11/9) ... Named defensive team captain vs. Miami (11/23) ... Recorded his second sack of the season vs. Indianapolis (11/30) ... Tied his season-high with five hits and a fumble recovery at Jacksonville (12/7) ... Excelled in the playoffs, leading the Patriots with 2.5 sacks in the postseason ... Ranked third with 11 tackles in two games ... Registered six tackles, including 1.5 sacks in the divisional playoff game at Pittsburgh (1/3/98).

**1996 (16/16, 3/3):** McGinest started every game for the Patriots, including each of the playoff games, and was selected to his first Pro Bowl in his first season at defensive end ... He finished the year with 67 total tackles, fifth on the team ... He led the team for the second consecutive season with 9.5 sacks for 62.5 yards ... He grabbed his first career interception and returned it 46 yards for a touchdown in a come-from-behind victory over Buffalo (10/27) ... It was one of nine passes defended on the year, which led all defensive lineman and ranked third on the team ... He earned AFC Defensive Player of the Month for his performances during the month of October when he



combined for 21 tackles, including four sacks, one interception and three passes defended to help the Patriots complete a 3-1 record during the month ... Registered a season-high with eight tackles (5 solos), including a pair of sacks, vs. Miami (11/3) ... Opened the season with three solo stops at Miami (9/1) and had an apparent sack and a forced fumble taken away when the play was ruled an incomplete pass ... Recorded his first sack of the season at Buffalo (9/8) and totaled four tackles in the game ... Batted away three passes, a career-high, and finished the game with three tackles vs. Jacksonville (9/22) ... Recorded seven tackles, including his second sack of the season vs. Washington (10/13) when he stripped Gus Frerotte of the ball, forcing his first fumble of the year ... Recorded a pair of fourth quarter sacks at Indianapolis (10/20), including one that forced Jim Harbaugh to leave the game with a broken nose ... Earned AFC Defensive Player of the Week for his Week 8 performance vs. Buffalo (10/27) when he posted seven tackles (5 solos), including a sack for 8 yards, had two passes defended and returned his first career interception 46 yards for a touchdown ... Sacked Dan Marino twice, forcing a fourth quarter fumble on the second hit vs. Miami (11/3) ... Posted his eighth sack of the season in the 10th game of the year when he dropped Frank Reich for a 1-yard loss at the Jets (11/10), which capped a five-game stretch in which he dominated play, totaling 35 tackles and seven sacks ... Shared a sack with Scooter McGruder and recovered a fumble in the end zone for his second touchdown of the season at San Diego (12/1) ... Nearly scored a safety when he hit Leonard Russell in his own end zone, but was officially ruled down just across the goal line ... Credited with seven tackles, including his final sack of the season at Dallas (12/15) when he dropped Troy Aikman for a 7-yard loss ... Ranked fifth on the team during the postseason with 16 total tackles, including a sack ... Registered five tackles in each of the first two playoff games in Foxboro ... Applied continuous pressure on Mark Brunell in the AFC Championship Game victory over Jacksonville (1/12/97) ... Credited with six tackles and a sack vs. Green Bay in Super Bowl XXXI (1/26/97).

**1995 (16/16):** McGinest started every game for the Patriots at left outside linebacker and was selected as a Pro Bowl alternate in just his second NFL season ... Led the team and finished fifth in the AFC with 11 sacks ... His 11 sacks were the most by a Patriot since Andre Tippett's 12.5 sacks in 1987 and tied Garin Veris (1986) for fourth place among the Patriots all-time single-season sack leaders ... Finished fourth on the team with 88 total tackles, including 70 solo stops ... Recorded six passes defended, leading all non-defensive backs in that category ... He was credited with four solo tackles, a forced fumble and a pass batted down at Atlanta

(10/1) ... Recorded his first sack of the season when he dropped Denver's John Elway for a 5-yard loss (10/8) for one of his six tackles on the day ... Registered eight solo tackles, including two Jim Kelly sacks, and made a hit for a loss on 4th-and-1 from the Patriots 30-yard line in a 27-14 victory vs. Buffalo (10/23) ... Followed with a career-high 11 tackles vs. Carolina (10/29), marking his first career double-digit tackle performance ... Sacked Dan Marino twice and forced a fumble in a 24-17 victory over Miami (11/12) ... He was selected the Staples Star Player of the Game for his six-tackle performance vs. Indianapolis (11/19) ... Recorded his sixth sack of the season and his third against Jim Kelly with a solo effort in a 35-25 victory at Buffalo (11/26) ... Went on a season-ending streak, recording 15 solo tackles and five sacks in the final three games of the season, including multiple sack performances vs. the Jets (12/10) and at Indianapolis (12/23).

**1994 (16/7, 1/1):** Started seven of the last eight regular season games and the Patriots playoff game at Cleveland (1/1/95) at left outside linebacker after platooning with Dwayne Sabb during the first half of his rookie season ... Finished the season with 43 total tackles (29 solos) and ranked third on the team with 4.5 sacks to earn All-Rookie recognition by *Pro Football Weekly* and *College and Pro Football Newsweekly* ... Selected by the 1776 Quarterback Club as their 1994 Rookie of the Year ... Made his Patriots preseason debut vs. New Orleans (8/5) and recorded three quarterback sacks in the first three quarters before suffering a pulled hamstring ... Slowed by the injury throughout the preseason and did not win the starting OLB position until midseason ... Platooned at OLB in the season opener at Miami (9/4) ... Made an assist on a sack in the home opener vs. Buffalo's Jim Kelly (9/11), his first career sack ... Recorded his first career unassisted sack and recovered his first fumble the following week at Cincinnati (9/18) ... Made his first career start at Cleveland (11/6) and made five stops (four solos) ... Registered seven tackles the following week in the Patriots 26-20 overtime victory vs. Minnesota (11/13) ... Made eight tackles (four solos), including a sack, vs. Indianapolis (12/11) ... Made four stops and added another sack in the season finale at Chicago (12/24) in a 13-3 victory ... Posted eight tackles (five solos), a sack and knocked down three passes in the Patriots playoff game at Cleveland (1/1/95) to earn Patriots Miller Lite Player of the Game.

## College

McGinest was a four-year letterman at Southern Cal (1990-93) ... Wore number 55 and carried on the legacy of the jersey established by his predecessor, All-American linebacker Junior Seau ... Played in three bowl games in four years; the John Hancock



Bowl (1990) and two Freedom Bowls (1992 and 1993) ... Earned all-conference honors three straight years and earned All-American acclaim. **1993 (Senior):** A Lombardi Award finalist, he also earned *Playboy* All-American and All-Pac-10 conference honors as a senior ... Started every game at weak-side defensive end for the Trojans ... Finished his collegiate career with 193 tackles (134 solos), 29 sacks (171 yards), 48 tackles for loss (238 yards) and 26 passes batted away ... Registered 68 tackles (42 solos), including six sacks and 13 tackles for losses ... Caused one fumble and recovered another. **1992 (Junior):** He shared the Pac-10 lead with 16 sacks ... Led the team with 23 tackles for loss (99 yards) ... Earned first-team All-Pac 10 Conference honors ... Named Southern Cal's Defensive Player of the Year ... Started all season at outside linebacker on the weak side ... Finished his junior campaign with 63 tackles (fourth on the team), nine passes defended (second on the team) and three forced fumbles (tied for first). **1991 (Sophomore):** Played in nine games, starting eight at outside linebacker as a sophomore ... Finished the season with 35 tackles (30 solos), including two sacks. **1990 (Freshman):** Played in every game as a true freshman with three starts ... Was called upon to make his collegiate starting debut at the 1990 Kickoff Classic vs. Syracuse (8/31/90) ... Finished his freshman season with 27 tackles, including five sacks.

## Personal

William Lee McGinest, Jr. was born the son of Willie and Joyce McGinest on Dec. 11, 1971 in Long Beach, Calif. ... He is the middle of three children ... Attended Long Beach (Calif.) Polytechnic High, where

he was a two-sport phenom, garnering all-state honors in football and basketball ... On the gridiron, he earned All-American recognition from *Super Prep*, *Blue Chip* and *Tom Lemming* magazines and was selected to countless all-star teams, earning all-city, all-state, and all-region honors as a linebacker in 1989 ... Totaled 107 tackles, including 18 sacks, two fumble recoveries, four passes defended, including an interception, and blocked four kicks as a senior ... On the courts, he earned *Long Beach Press-Telegram* "Best in the West," All-CIF Southern Section and all-league honors while averaging 14 points per game during the 1989-90 season ... Received his degree in public administration at Southern Cal in 1994 ... Single.

**GB; @; 5A975F99F<4 <G**

### Regular Season

Tackles	11	vs. Carolina (10/29/95)
Solo Tackles	8	at Chicago (12/10/00) vs. Buffalo (10/23/95)
Assists	6	vs. Carolina (10/29/95)
Sacks	2	at Buffalo (12/17/00) at N.Y. Jets (9/12/99) Miami (11/3/96) at Indianapolis (10/20/96) at Indianapolis (12/23/95) N.Y. Jets (12/10/95) at Miami (11/12/95) Buffalo (10/23/95)

### Postseason

Tackles	8	at Cleveland (1/1/95)
Solo Tackles	5	at Cleveland (1/1/95)
Assists	4	at Pittsburgh (1/3/98)
Sacks	1.5	at Pittsburgh (1/3/98)
Passes Def.	3	at Cleveland (1/1/95)

## WILLIE MCGINEST

**Pos:** DE **Ht:** 6-5 **Wt:** 270 **Year:** 8th **Acq:** D1-94 (4th) **College:** Southern Cal **Born:** 12/11/71

Regular Season			Tackles					Interceptions					Miscellaneous							
Year	Team	G/S	TT	UT	A	S	Yds	No	Yds	Lg	TD	PD	FF	FR	Yds	TD	Blk	SpT	Sfty	TD
1994	Patriots	16/7	43	29	14	4.5	17	0	0	0	0	8	2	2	0	0	0	0	0	0
1995	Patriots	16/16	88	70	18	11	96	0	0	0	0	6	4	0	0	0	0	0	0	0
1996	Patriots	16/16	67	49	18	9.5	62.5	1	46	46t	1	9	2	2	1	1	0	0	0	2
1997	Patriots	11/11	35	25	10	2.0	14	0	0	0	0	1	0	3	0	0	0	0	0	0
1998	Patriots	9/8	24	19	5	3.5	23	0	0	0	0	1	1	0	0	0	0	0	0	0
1999	Patriots	16/16	84	70	14	9.0	59.5	0	0	0	0	2	1	2	2	1	0	0	0	1
2000	Patriots	14/14	63	45	18	6.0	39.0	0	0	0	0	1	1	2	0	0	0	0	0	0
Totals-7years		98/88	404	307	97	45.5	311	1	46	46t	1	28	11	11	3	2	0	0	0	3
Postseason			Tackles					Interceptions					Miscellaneous							
Year	Team	G/S	TT	UT	A	S	Yds	No	Yds	Lg	TD	PD	FF	FR	Yds	TD	Blk	SpT	Sfty	TD
1994	Patriots	1/1	8	5	3	1	10	0	0	3	0	3	0	0	0	0	0	0	0	0
1996	Patriots	3/3	16	10	6	1	7	0	0	1	0	1	0	0	0	0	0	0	0	0
1997	Patriots	2/2	11	6	5	2.5	5	0	0	1	0	1	0	0	0	0	0	0	0	0
1998	Patriots	1/1	3	3	0	0	0	0	0	0	0	0	0	0	0	0	0	0	0	0
Totals- 4 years		7/7	38	24	14	4.5	22	0	0	5	0	5	0	0	0	0	0	0	0	0



# McGINEST'S CAREER GAME-BY-GAME

1994 Opponent	P/S	TT	UT	A	S/Yds	I/Yd	P	D	F	F	R	W/L	Score
09/04at Miami	p	2	2	0	0	0	0	0	1	0	0	L	35-39
09/11 Buffalo	p	3	2	1	0.5	0.5	0	0	0	0	0	L	35-38
09/18at Cincinnati	p	1	1	0	1	0	0	0	0	0	1	W	31-28
09/25at Detroit	p	1	1	0	0	0	0	0	1	0	0	W	23-17
10/02 Green Bay	p	0	0	0	0	0	0	0	2	0	0	W	17-16
10/09 LA Raiders	p	0	0	0	0	0	0	0	1	0	0	L	17-21
10/16at N.Y. Jets	p	0	0	0	0	0	0	0	0	0	0	L	17-24
10/30 Miami	p	2	1	1	0	0	0	0	0	0	0	L	3-23
11/06at Cleveland	S	5	4	1	0	0	0	0	1	0	1	L	6-13
11/13 Minnesota	S	7	5	2	0	0	0	0	0	0	0	W	26-20
11/20 San Diego	S	3	3	0	0	0	0	0	0	0	0	W	23-17
11/27at Indianapolis	S	3	2	1	1	13	0	0	0	1	0	W	12-10
12/04 N.Y. Jets	S	2	1	1	0	0	0	0	1	0	0	W	24-13
12/11 Indianapolis	S	8	4	1	0	0	0	0	0	0	0	W	28-18
12/18at Buffalo	p	2	2	0	0	0	0	0	1	0	0	W	41-17
12/24at Chicago	S	4	4	0	1	3	0	0	0	1	0	W	13-3
<b>1994 Totals</b>	<b>16/7</b>	<b>43</b>	<b>29</b>	<b>14</b>	<b>4.5</b>	<b>16.50</b>	<b>0</b>	<b>8</b>	<b>2</b>	<b>2</b>	<b>10</b>	<b>6</b>	<b>10</b>
11/195at Cleveland	S	8	5	3	1	10	0	3	0	0	0	L	13-20

1995 Opponent	P/S	TT	UT	A	S/Yds	I/Yd	P	D	F	F	R	W/L	Score
09/03 Cleveland	S	4	1	3	0	0	0	0	1	0	0	W	17-14
09/10 Miami	S	5	4	1	0	0	0	0	0	0	0	L	3-20
09/17at 49ers	S	4	4	0	0	0	0	0	0	0	0	L	3-28
10/01at Atlanta	S	4	4	0	0	0	0	0	1	1	0	L	17-30
10/08 Denver	S	6	5	1	1	5	0	0	1	0	0	L	3-37
10/15at Kansas City	S	1	1	0	0	0	0	0	0	0	0	L	6-31
10/23 Buffalo	S	8	8	0	2	15	0	0	0	0	0	W	27-14
10/29 Carolina	S	11	5	6	0	0	0	0	1	0	0	L	17-10
11/05at N.Y. Jets	S	7	6	1	0	0	0	0	0	0	0	W	20-7
11/12at Miami	S	6	5	1	2	16	0	0	0	1	0	W	34-17
11/19 Indianapolis	S	6	5	1	0	0	0	0	0	0	0	L	10-24
11/26at Buffalo	S	6	4	2	1	8	0	0	0	1	0	W	35-25
12/03 New Orleans	S	5	3	2	0	0	0	0	0	0	0	L	17-31
12/10 N.Y. Jets	S	5	5	0	2	26	0	0	0	1	0	W	31-28
12/16at Pittsburgh	S	5	5	0	1	10	0	2	0	0	0	L	27-41
12/23at Indianapolis	S	5	5	0	2	16	0	0	0	0	0	L	7-10
<b>1995 Totals</b>	<b>16/16</b>	<b>88</b>	<b>70</b>	<b>18</b>	<b>11</b>	<b>96</b>	<b>0</b>	<b>6</b>	<b>4</b>	<b>0</b>	<b>6</b>	<b>10</b>	<b>6</b>

1996 Opponent	P/S	TT	UT	A	S/Yds	I/Yd	P	D	F	F	R	W/L	Score
09/01at Miami	S	3	3	0	0	0	0	0	0	0	0	L	10-24
09/08at Buffalo	S	4	3	1	1	10	0	0	0	0	0	L	10-17
09/15 Arizona	S	3	1	2	0	0	0	0	1	0	0	W	31-0
09/22 Jacksonville	S	3	2	1	0	0	0	3	0	0	0	W	28-25
10/06at Baltimore	S	2	2	0	0	0	0	0	1	0	0	W	46-38
10/13 Washington	S	7	3	4	1	4	0	0	1	0	0	L	22-27
10/20at Indianapolis	S	5	4	1	2	12	0	0	0	1	0	W	27-9
10/27 Buffalo	S	7	5	2	1	8	146	2	0	0	0	W	28-25
11/03 Miami	S	8	5	3	2	16	0	0	1	0	0	W	42-23
11/10at N.Y. Jets	S	6	5	1	1	1	0	0	0	0	0	W	31-27
11/17 Denver	S	4	4	0	0	0	0	0	0	0	0	L	8-34
11/24 Indianapolis	S	1	1	0	0	0	0	0	0	0	0	W	27-13
12/01at San Diego	S	4	3	1	0.5	4.5	0	0	0	0	1	W	45-7
12/08 N.Y. Jets	S	0	0	0	0	0	0	0	1	0	0	W	34-10
12/15at Dallas	S	7	6	1	1	7	0	0	0	0	0	L	6-12
12/21at N.Y. Giants	S	3	2	1	0	0	0	0	0	1	0	W	23-22
<b>1996 Totals</b>	<b>16/16</b>	<b>67</b>	<b>49</b>	<b>189.5</b>	<b>62.5</b>	<b>1</b>	<b>46</b>	<b>9</b>	<b>2</b>	<b>2</b>	<b>11</b>	<b>5</b>	<b>11</b>
01/05 Pittsburgh	S	5	3	2	0	0	0	0	0	0	0	W	28-3
01/12 Jacksonville	S	5	3	2	0	0	0	0	1	0	0	W	20-6
01/26 Green Bay	S	6	4	2	1	7	0	0	0	0	0	L	21-35
<b>1996 Playoff</b>	<b>3/3</b>	<b>16</b>	<b>4</b>	<b>6</b>	<b>1</b>	<b>7</b>	<b>0</b>	<b>1</b>	<b>0</b>	<b>0</b>	<b>1</b>	<b>0</b>	<b>2</b>

1997 Opponent	P/S	TT	UT	A	S/Yds	I/Yd	P	D	F	F	R	W/L	Score
08/31 San Diego					inactive							W	41-7
09/07at Indianapolis					inactive							W	31-6
09/14 N.Y. Jets	S	3	2	1		-	-	-	-	-	1 W	ot 27-24	
09/21 Chicago					inactive							W	31-3
10/06at Denver					inactive							L	13-34
10/12 Buffalo					inactive							W	33-6
10/19at N.Y. Jets	S	1	1	0		-	-	-	-	-		L	19-24
10/27 Green Bay	S	3	1	2		-	-	-	-	-	1	L	10-28
11/02at Minnesota	S	5	3	2		-	-	-	-	-		L	18-23

11/09at Buffalo	S	3	3	0	1	8							W	31-10
11/16at Tampa Bay	S	4	4	0									L	7-27
11/23 Miami	S	2	1	1									W	27-24
11/30 Indianapolis	S	3	2	1	1	6							W	20-17
12/07at Jacksonville	S	5	4	1								1	W	26-20
12/13 Pittsburgh	S	4	2	2									-Lot	21-24
12/22at Miami	S	2	2	0							1		W	14-12
<b>1997 Totals</b>	<b>11/11</b>	<b>35</b>	<b>25</b>	<b>10</b>	<b>2</b>	<b>14</b>	<b>0</b>	<b>0</b>	<b>1</b>	<b>0</b>	<b>3</b>	<b>10</b>	<b>6</b>	<b>10</b>
12/28 Miami	S	5	4	1	1	5					1		W	17-3
01/03at Pittsburgh	S	6	2	4	1.5	0							L	6-7
<b>1997 Playoff</b>	<b>2/2</b>	<b>11</b>	<b>6</b>	<b>5</b>	<b>2.5</b>	<b>5</b>	<b>0</b>	<b>0</b>	<b>1</b>	<b>0</b>	<b>0</b>	<b>1</b>	<b>1</b>	<b>1</b>

1998 Opponent	P/S	TT	UT	A	S/Yds	I/Yd	P	D	F	F	R	W/L	Score
09/07 at Denver	S	5	3	2	-	-	-	-	-	-	-	L	21-27
09/13 Indianapolis	S	5	5	0	1	9	-	-	-	1	-	W	29-6
09/20 Tennessee	S	3	3	0	0.5	1	-	-	-	-	-	W	27-16
10/04 at New Orleans	S	1	1	0	1	4	-	-	-	-	-	W	30-27
10/11 Kansas City	S	3	1	2	-	-	-	-	1	-	-	W	40-10
10/19 N.Y. Jets	S	2	2	0	1	9	-	-	-	-	-	L	14-24
10/25 at Miami					inactive							L	9-12
11/01 at Indianapolis					inactive							W	21-16
11/08 Atlanta					inactive							L	10-41
11/15 at Buffalo	S	1	1	0	-	-	-	-	-	-	-	L	10-13
11/23 Miami					inactive							W	26-23
11/29 Buffalo					inactive							W	25-21
12/06 at Pittsburgh	P	0	0	0	-	-	-	-	-	-	-	W	23-9
12/13 at St. Louis					inactive							L	18-32
12/20 San Francisco					inactive							W	24-21
12/27 at N.Y. Jets	S	4	3	1	-	-	-	-	-	-	-	L	10-31
1998 Totals	9/8	24	19	53.5	23	0	0	1	1	0	1	9	7
01/03 at Jack.	S	3	3	0	-	-	-	-	-	-	-	L	10-25
1998 Playoff	1/1	3	3	0	0	0	0	0	0	0	0	0	1

1999 Opponent	P/S	TT	UT	A	S/Yds	I/Yd	P	D	F	F	R	W/L	Score	
09/12at N.Y. Jets	S	6	5	1	2.0	15.0	-	-	-	-	1	1	W	30-28
09/19 Indianapolis	S	7	6	1							1	-	W	31-28
09/26 N.Y. Giants	S	4	3	1									W	16-14
10/03at Cleveland	S	4	3	1	1.0	3.0							W	19-7
10/10at Kansas City	S	6	5	1									L	14-16
10/17 Miami	S	7	5	2	1.5	7.5							L	30-31
10/24 Denver	S	3	3	0	1.0	1.0	-	-	-	-			W	24-23
10/31at Arizona	S	5	4	1	0.5	4.0							W	27-3
11/15 N.Y. Jets	S	8	7	1									L	17-24
11/21at Miami	S	5	4	1	1.0	11.0	-	-	-	-	1		L	17-27
11/28at Buffalo	S	4	4	0									L	7-17
12/05 Dallas	S	5	4	1	1.0	7.0	-	-	-	-			W	13-6
12/12at Indianapolis	S	2	2	0									L	15-20
12/19at Philadelphia	S	9	7	2									L	9-24
12/26 Buffalo	S	4	3	1									-Lot	10-13
01/02 Baltimore	S	5	5	0	1.0	11.0	-	-	-	-		1	W	20-3
1999 Total	15/15	84	70	14	9.5	50	0	2	1	2	8	8	8	8

2000	Opponent	P/S	TT	UT	A	S/Yds	I/Yds	P	D	F	R	W/L	Score
09/03	Tampa Bay	S	8	7	1	1.01.00	0	0	0	0	0	L	16-21
09/11	at N.Y. Jets	S	2	1	1	0.00	0	0	0	0	0	L	19-20
09/17	Minnesota	S	5	4	1	0	0	0	0	0	0	L	13-21
09/24	at Miami				inactive							L	3-10
10/01	at Denver	S	5	4	1	1.01.04	0	0	1	1	1	W	28-19
10/08	Indianapolis	S	2	0	2	0	0	0	0	0	0	W	24-16
10/15	N.Y. Jets	S	6	3	3	1.00.00	0	0	0	0	0	L	17-34
10/22	at Indianapolis	S	0	0	0	0	0	0	0	0	0	L	23-30
11/05	Buffalo	S	6	6	0	0	0	0	0	0	1	L	16-13
11/12	at Cleveland				inactive							L	11-19
11/19	Cincinnati	S	4	2	2	0	0	0	0	0	0	W	16-13
11/23	at Detroit	S	3	2	1	0	0	0	0	0	0	L	9-34
12/04	Kansas City	S	5	2	3	0	0	0	0	0	0	W	30-24
12/10	at Buffalo	S	8	8	0	0	0	0	0	0	0	L	17-24
12/17	at Chicago	S	4	3	1	2.01.04	0	0	0	0	0	W	13-1
12/24	Miami	S	5	3	3	2.00.00	0	0	0	0	0	L	24-27
Season Totals		14/14	63	45	186.0	39.00	0	1	1	2	5	5-11	



# JOHNNY McWILLIAMS

## TIGHT END

**6-4 ★ 270<sup>LB</sup> ★ ACQ: UFA-01 (MIN)**  
**YEARS NFL/PATRIOTS: 6/1**  
**CAREER GP/GS: 74/34 (4/3)**  
**SOUTHERN CAL ★ PUBLIC ADMINISTRATION**  
**DOB 12/14/72 ★ POMONA, CA**



## Career Transactions

Johnny McWilliams was signed by the Patriots on May 24, 2001... Originally drafted in the third round (64th overall) of the 1996 NFL draft by the Arizona Cardinals ... Signed with Arizona (8/27/96) ... Re-signed with Arizona (5/15/97) ... Re-signed with Arizona as a restricted free agent (6/17/99) ... Signed as an unrestricted free agent with the Minnesota Vikings (7/27/00).

## Career Highlights

★ **Career GP/GS: 74/34 (4/3)**

★ Started in seven of 15 games with the Minnesota Vikings during the 2000 season and led all tight ends and ranked fourth on the team with 22 receptions. Also tied for third on the team with three touchdown catches.

★ Recorded career-highs in catches (26), yards (284) and touchdowns (4) during the 1998 season with the Arizona Cardinals.

### McWILLIAMS' BLUEPRINTS

- ★ Johnny's father-in-law is former Los Angeles Rams and Southern California head coach John Robinson.
- ★ Johnny started at tight end both of Arizona's playoff games in 1998.

reception in as many weeks, on a 22-yard catch in the third quarter ... Finished with three catches for 32 yards. **Indianapolis (12/24)**: Caught a pair of passes for four yards to finish the season with a catch in five consecutive games. **New Orleans (1/6/01)**: Pulled in a five-yard catch in the Vikings 34-16 victory in the Divisional Playoff game. **N.Y. Giants (1/14/01)**: Extended his consecutive games with a catch streak to seven, with a nine-yard grab in the NFC Championship game.

**1999 (15/4 - Arizona)**: Started in four of 15 games and caught 11 passes for 71 yards, including a touchdown. **San Francisco (9/27)**: Recorded his first reception of the season, a 7-yard catch. **N.Y. Jets (11/7)**: Set a season-high with two receptions for 12 yards. **N.Y. Giants (11/28)**: Registered a 9-yard touchdown reception in the Cardinals 34-24 victory. **Philadelphia (12/5)**: Tied his season-high with two catches for 16 yards.

## Seasonal Reviews

**2000 (15/7, 2/1 - Minnesota)**:

Started in seven of 15 games with the Vikings and led all tight ends in catches and ranked fourth on the team with 22 receptions ... Tied for third on the team with three touchdown catches... Converted a first down on eight of his 22 catches on the season. **New England (9/17)**: Started his first game as a Viking in two-tight end set and caught his first pass of the season and his first touchdown as a Viking on a 1-yard pass from Daunte Culpepper ... Finished with three receptions for 16 yards. **Buffalo (10/22)**: Snared three passes for 12 yards in the Vikings 31-27 win. **Dallas (11/23)**: Registered two catches for 26 yards in Vikings 27-15 win on Thanksgiving Day. **Detroit (11/30)**: Recorded three receptions for 28 yards on Thursday Night Football. **St. Louis (12/10)**: Tied a career-high with five catches for a season-high 53 yards, including 22-yard touchdown reception. **Green Bay (12/17)**: Grabbed his second touchdown

**1998 (16/15, 2/2 - Arizona)**: Recorded career-highs in catches (26), yards (284) and touchdowns (4) ... Also had career-highs in games played (16) and games started (15) ... Added two catches for 12 yards in the postseason ... Grabbed his first touchdown of the season on a seven-yard catch in the fourth quarter of a 17-3 win against Philadelphia (9/20) ... Totaled three catches for 36 yards ... Established a career-high with four receptions for 35 yards against the St. Louis Rams (9/27) ... Scored Arizona's first touchdown vs. Oakland (10/4) on a 2-yard pass and had another catch for 10 yards ... Snared a pair of passes for 39 yards and a 14-yard TD at N.Y. Giants (10/18) ... Helped set up winning touchdown in 17-15 win at Detroit (11/1) with a 19-yard catch ... Registered three catches for 24 yards vs. Washington (11/8) ... Set a career-high with his fourth touchdown reception of the season at Washington (11/22).



**1997 (16/7 - Arizona):** Started in seven of 16 games at tight end and caught seven passes for 75 yards (10.5 avg.) ... Moved into the starting line-up for the final seven games of the season ... Snared first three catches of the season for 28 yards in 31-21 victory over Philadelphia (11/2) ... Contributed two grabs for 21 yards at Dallas (11/9) and one for 11 yards vs. Pittsburgh (11/30).

**1996 (12/1 - Arizona):** Played in 12 games with one start and finished his rookie campaign with 7 receptions for 80 yards and 1 touchdown ... Saw his first pro action at New England (9/15) in short yardage situations ... Started first NFL game at New Orleans (9/22) when Arizona opened with a double tight end formation ... His first extended action came at Washington (11/10) and he responded with a career-high five catches and 54 yards ... Added first career touchdown, a 13-yard reception ... His five receptions were the most by an NFL rookie during the 1996 season ... Closed out the season with a 21-yard catch at Philadelphia (12/22).

## College

McWilliams was a three-year starter for Southern Cal at tight end and H-back ... Totaled 64 receptions for 739 yards and 13 touchdowns ... All Pac-10 Conference selection as a senior with 24 catches for 341 yards and five touchdowns.

## Personal

Johnny McWilliams was born on Dec. 14, 1972 in Pomona, Calif. ... Four-way prep standout at Pomona (Calif.) High ... Passed for 1,200 yards and 11 touchdowns as a quarterback, caught eight passes for 260 yards (32.5 avg.), rushed for two touchdowns and averaged 41 yards as the team's punter ... Also led his prep basketball team to division title by averaging 27 points and 15 rebounds per game ... Johnny and his wife, Elizabeth, have one son Johnny Jr. (4/19/97) ... Majored in public administration at Southern Cal.

### SINGLE-GAME CAREER HIGHS

#### Regular Season

**Receptions:** 5 at St. Louis (12/10/00)  
5 at Washington (11/10/96)  
**Yards:** 54 at Washington (11/10/96)  
53 at St. Louis (12/10/00)  
**Touchdowns:** 1 (nine times) Most Recent:  
vs. Green Bay (12/17/00)

#### Postseason

**Receptions:** 1 at N.Y. Giants (1/4/01)  
vs. New Orleans (1/6/01)  
at Minnesota (1/10/99)  
at Dallas (1/2/99)  
**Yards:** 9 at N.Y. Giants (1/4/01)  
7 at Minnesota (1/10/99)

## JOHNNY McWILLIAMS

**Pos:** TE **Ht:** 6-4 **Wt:** 270 **Year:** 6 **Acq:** UFA (MIN)-01 **College:** Southern Cal **Born:** 12/14/72

Regular Season		Receiving					Misc.			Postseason									
Year	Team	G/S	No	Yds	Avg	Lg	TD	Fum	Lost	SpT	G/S	Rec	Yds	Avg	Lg	TD	Fm	Lst	SpT
1996	Cardinals	12/1	7	80	11.4	21	1	0	0	0	-/-	-	-	-	-	-	-	-	-
1997	Cardinals	16/7	7	75	10.7	15	0	0	0	0	-/-	-	-	-	-	-	-	-	-
1998	Cardinals	16/15	26	284	10.9	26	4	0	0	0	2/2	2	12	6.0	7	0	0	0	0
1999	Cardinals	15/4	11	71	6.5	11	1	0	0	0	-/-	-	-	-	-	-	-	-	-
2000	Vikings	15/7	22	180	8.2	26	3	0	0	0	2/1	2	14	7.0	9	0	0	0	0
<b>Totals-5 Years</b>		<b>74/34</b>	<b>73</b>	<b>690</b>	<b>9.5</b>	<b>26</b>	<b>9</b>	<b>0</b>	<b>0</b>	<b>0</b>	<b>4/3</b>	<b>4</b>	<b>26</b>	<b>6.5</b>	<b>9</b>	<b>0</b>	<b>0</b>	<b>0</b>	<b>0</b>





# LAWYER MILLOY

## SAFETY



**6-0 ★ 207<sup>LBS</sup> ★ ACQ: D2-96 (36TH)**  
**YEARS NFL/PATRIOTS: 6/6**  
**CAREER GP/GS: 80/74 (6/6)**  
**WASHINGTON ★ SOCIOLOGY**  
**DOB 11/14/73 ★ ST. LOUIS, MO**

## PRO BOWLS



## Career Transactions

Lawyer Milloy was drafted by the Patriots in the second round (36th player selected) of the 1996 NFL draft ... Signed by Patriots (6/5/96) ... Signed a seven-year contract extension on Feb. 10, 2000.

## Career Highlights

★ **Career GP/GS: 80/74 (6/6)**

★ For the past three seasons, Milloy has led the

Patriots in tackles with 151 in 1998, 173 in 1999 and 121 in 2000. In 1999, he also led the team with four interceptions. Voted to the AFC Pro Bowl squad in 1998 and 1999.

★ Milloy has played in all 80 games during his five-year career, including 74 consecutive starts. He is one of only two players who has started in all 64 games over the past four seasons (Bruce Armstrong).

★ Milloy has totaled 642 tackles during his six-year career, at an average of 107 per season.

★ Led the team with six double-digit tackle performances during the 2000 season.

★ Also led the team with four forced fumbles, the highest single-season total since Willie McGinest recorded four in 1995.

★ Voted to his first Pro Bowl following the 1998 season. He was the first Patriot safety voted to the Pro Bowl since Fred Marion in 1985.

★ Closed out a memorable '98 season with 27 tackles in the final two games, including a career-high 16 vs. San Francisco (12/20/98).

★ In 1997, Milloy totaled 112 tackles, second on the team behind Ted Johnson. He became the first Patriots defensive back to amass over 100 tackles in a season since Fred Marion led the team with 119 tackles in 1990.

## MILLOY'S BLUEPRINTS

★ Lawyer was a two-sport collegiate athlete, lettering in football and baseball at Washington. He played centerfield.

★ In 1995, Lawyer played on a Washington team that played Georgia Tech in the College World Series regional finals. That team featured current Red Sox Jason Varitek and Nomar Garciaparra. In one game, Lawyer stole third on Varitek.

★ On Mother's Day 1996, Lawyer bought his mom a new house.

★ Intercepted passes in each of the last two regular season games in 1997. His interception vs. Pittsburgh (12/13/97) set up a Patriots touchdown. His interception in the season finale at Miami (12/22/97) was his first off future Hall of Fame QB Dan Marino.

★ Milloy led the team with 12 tackles vs. Denver (11/17/96). He also intercepted his first career pass, which he returned for 14 yards and was selected as the Miller Lite Player of the Game for his performance.

★ Made his NFL starting debut two weeks later at Indianapolis (10/20/96). Posted eight tackles (5 solos) and forced his first career fumble.

★ Recorded his first career sack when he blitzed the Jets' Glenn Foley and dropped him for a 7-yard loss (12/8/96).

★ Earned all-rookie honors by *College & Pro Football*, *Newsweek*, *Football News* and *Pro Football Weekly*.

## Seasonal Reviews

**2000 (16/16):** Voted defensive co-captain for the 2000 season by teammates ... Started all 16 games at strong safety and led the team with 121 tackles (90 solos) ... It was his fourth consecutive season over 100 tackles and his third leading the team in tackles ... Led the team with four forced fumbles, the highest-single season total since Willie McGinest had four in 1995 ... Tied for the team lead with two interceptions.

**Tampa Bay (9/3):** Delivered key block to get Troy Brown loose for 66-yard punt return for touchdown.

**N.Y. Jets (9/11):** Part of defensive unit which limited Jets rushing attack to just 59 yards.

**Minnesota (9/17):** Finished second on team with 11 tackles (nine solos) as the Patriots held the Vikings to only 161 passing yards, their second-lowest total of the season ... Forced a Robert Smith fumble, which Greg



Spires recovered ... On next Vikings possession, he intercepted Daunte Culpepper, his first of the season.

**Miami (9/24):** Led the team in tackles with 11 and was named Patriots Miller Lite Player of the Game ... Spearheaded the Patriots defense which limited the Dolphins to 242 yards, the lowest total they allowed in 2000 ... Also credited with a forced fumble (Ted Johnson recovered), when he popped ball loose from clutches of Bert Emanuel. **N.Y. Jets (10/15):** Eclipsed the double-digit mark for the third time in 2000 with a team-high 12 tackles (9 solos).

**Indianapolis (10/22):** Led team with nine tackles (7 solos) ... Forced Edgerrin James to fumble (Henry Thomas recovered) and the offense converted the turnover into an Adam Vinatieri 28-yard field goal. **Cincinnati**

**(11/19):** Led team with 14 tackles (10 solos) and recorded two Bengal turnovers which resulted in 10 Patriots points in their 16-13 win ... Forced Brandon Bennett to fumble (Otis Smith recovered) and the Patriots converted it into a touchdown ... Intercepted Scott Mitchell's pass which led to Adam Vinatieri's 21-yard field goal ... His interception was the 17th of his career, moving him into a tie for 12th place on the team's all-time list with Steve Nelson and Tim Fox.

**Chicago (12/10):** Shared team lead with Chad Eaton with 12 tackles (11 solos). **Miami (12/24):** Recorded double-digit tackles for


the sixth time in

2000, leading the

team with 12 tackles (7 solos).

**1999 (16/16):** Voted defensive co-captain for the 1999 season by his teammates ... Started every game for the Patriots at strong safety, extending his streak to 58 consecutive starts ... Led the team in tackles for the second consecutive year, finishing with 173 total tackles ... It was his third consecutive season in which he has totaled more than 100 tackles ... Voted to his second consecutive Pro Bowl as an AFC starter and recorded three tackles in that game ... Led the team with four interceptions ... His season totals included 112 solo tackles, 61 assists, two sacks, 10 passes defended, three forced fumbles and two fumble recoveries ... Led the team in tackles in seven of the 16 games ... Spirited a defensive unit which was ranked eighth in the league, seventh against the pass ... It was the highest rated defense by a Patriots team since 1988. **N.Y. Jets (9/12):** Intercepted a Vinny Testaverde pass in the second quarter of the season-opening game, his 12th career interception ... The turnover led to a touchdown in a 30-28 come-from-behind victory over the Jets ... Shared the team lead with 14 tackles, including nine solo stops. **N.Y. Giants (9/26):** Led the team with 12 tackles while limiting the Giants to just 57 yards rushing, the fewest rushing yards allowed all season ... The Giants netted just 258 total yards and the Patriots improved to 3-0 with a 16-14 victory. **Cleveland (10/2):** Recorded his first sack of the season, the third of his career, when he dropped Tim Couch for a 7-yard loss on a safety blitz

... Helped limit the Browns to just 70 yards rushing, 250 total net yards, as the Patriots improved to 4-0 for the second time in three years with a 19-7 victory over the Browns. **Kansas City (10/10):** Led the team with a season high 16 tackles, tying his individual career high (San Francisco 12/20/98) ... Intercepted his second pass of the season, the 13th of his career, when he picked off Elvis Grbac in the second quarter ... The interception moved him into a 19th-place tie with Willie Clay among all-time franchise leaders ... Recovered a Tony Gonzalez fumble, forced by Kato Serwanga, to end a Chiefs scoring threat just before the half. **Denver (10/24):** Named defensive co-captain for the game and led the team with 14 tackles, including nine solo stops ... Helped the Patriots score a 24-23 victory, their first in the series since 1980. **Arizona (10/31):** Limited the Cardinals to just 90 net yards passing and 166 total offensive yards as they delivered a 27-3 pounding ... It was the Patriots biggest win of the season. **N.Y. Jets (11/15):** Intercepted his third pass of the season in the fourth quarter ... It was the 14th interception of his career, which moved him ahead of Willie Clay into 19th place in franchise history ... Added another dozen tackles to his team-leading total. **Buffalo (11/28):** Held the



Bills rushing attack to just 2.6 yards per carry (92 total yards) ... Led the Patriots once again with 12 tackles in the game. **Dallas (12/5):** Helped the Patriots shut down the Cowboys rushing attack, which was rated second in the league entering the game, limiting them to just 63 yards on 23 carries (2.7 yards per carry) ... Helped the Patriots score a 13-6 victory, their first in the series in franchise history ... It was the second game of the season that the Patriots defense did not allow a touchdown. **Indianapolis (12/12):** Recovered his second fumble of the season on a mishandled snap in the fourth quarter vs. the Colts. **Philadelphia (12/19):** Credited with 12 tackles ... It was the seventh game of the season that he had at least 12 tackles in a game. **Buffalo (12/26):** Named defensive co-captain for the game and made 13 total tackles. **Baltimore (1/2/00):** Tied his season and career-high with 16 tackles in the season finale, including his second sack of the season ... Intercepted his fourth pass of the year (Stoney Case) at the goal line late in the game to preserve the Patriots 20-3 victory ... It was the third game of the season in which the defense did not allow a touchdown.

**1998 (16/16, 1/1):** Started every game at strong safety, one of just seven Patriots to start every game in 1998, extending his consecutive game streak to 42 (48 including playoff games) ... Led the team in tackles with a career-high 151 stops (100 solos) and finished the season with a career-high six interceptions, second on the team ... Voted to his first Pro Bowl, the first Patriot safety voted to the Pro Bowl since 1985 ... Received numerous postseason accolades, including Associated Press second-team All-Pro honors ... He was also named to the *Pro Football Weekly's* All-AFC Team, *Football News' All-AFC Team* and was a *Football Digest* second-team All-Pro ... Recorded seven double-digit tackle outings, including a career-high 16 tackles in a victory over San Francisco (12/20) ... Scored the first touchdown of his career on a 30-yard interception return vs. Tennessee (9/20) to help the Patriots to a 27-16 victory ... Kept opponents under 200 passing yards in seven of the 16 regular season games ... Helped form a defensive effort that limited Kansas City (10/11) to a season-low 120 yards passing, as the Patriots cruised to a 40-10 victory ... He opened the season with 10 tackles (7 solos) and a pass defended at Denver (9/7) ... Recorded a dozen stops and intercepted a Steve McNair pass at the 30-yard line and returned it for a touchdown vs. the Oilers (9/20), his first career touchdown ... Added another dozen stops in a 30-27 victory at New Orleans (10/4) ... Led the team with 12 tackles, including his only sack of the season, vs. the New York Jets (10/19) ... Dropped Vinny Testaverde for an 8-yard loss on the sack, the second of his career and the first since his rookie year ... His only other sack was for a 7-yard

loss vs. the Jets (12/8/96) ... Intercepted his second pass of the season off Elvis Grbac in a 40-10 thrashing of Kansas City (10/11) ... Named AFC Defensive Player of the Week after he led the team with 12 tackles and intercepted a pair of Peyton Manning passes, which he returned for 24 yards, in a 21-16 victory over the Colts (11/1) ... The two interceptions gave him four for the year, eclipsing his career-high of three interceptions in 1997 ... Posted 13 tackles and intercepted his fifth pass of the season at Buffalo (11/15) ... Led the team and recorded a career-high 16 tackles in a 24-21 victory over San Francisco (12/20) ... Closed out a stellar season with 11 tackles and intercepted his sixth pass of the season at New York vs. the Jets (12/27) ... His six interceptions eclipsed his career total of five interceptions in his first two seasons ... Led the team with eight solo tackles in the Patriots playoff game at Jacksonville (1/3/99).

**1997 (16/16, 2/2):** Started every game for the Patriots at strong safety ... Established a career-high with 112 tackles (82 solos) and three interceptions ... Finished second in total tackles to MLB Ted Johnson (127) ... He became the first Patriots defensive back to amass over 100 tackles in a season since Fred Marion led the team with 119 tackles in 1990 ... His 14 tackles in the postseason were second to Johnson's 15 ... Tied a career-high with 12 tackles in back-to-back games at Tampa Bay (11/16) and vs. Miami (11/23) ... Opened the season with seven unassisted tackles and recovered a fumble (forced by Tedy Bruschi) vs. San Diego (8/31) ... Posted seven hits vs. the Jets (9/14) ... Recorded his first double-digit tackle total of the season with 10 tackles at Denver (10/6) ... Intercepted his first pass of the season vs. Buffalo (10/12) ... Forced his first fumble of the year with a crushing hit on Jets TE Kyle Brady, who fumbled out of bounds and finished with seven tackles at the Jets (10/19) ... Finished second on the team with 10 tackles vs. Green Bay (10/27) ... Led the team in tackles and forced his second fumble of the season at Minnesota (11/2) ... Earned defensive team captain honors the following week and posted five tackles at Buffalo (11/9) ... Recovered a fumble and finished second on the team with 12 tackles at Tampa Bay (11/16) ... Equaled that tackle total the following week vs. Miami (11/23) ... Intercepted passes in each of the last two games of the regular season ... His interception vs. Pittsburgh (12/13) set up a Patriots touchdown ... His interception in the season finale at Miami (12/22) was his first off Dan Marino ... Led the team with 10 tackles in the divisional playoff game at Pittsburgh (1/3/98) and ranked second on the team in the postseason with 14 stops.

**1996 (16/10, 3/3):** Milloy made a big impact on the Patriots secondary as a rookie ... He played in every game as a rookie, starting the final 13 games of the



season, including each of the Patriots three playoff games ... Ranked third on the team in tackles with 85 defensive stops (55 solos), including a sack ... Batted away eight passes, including two interceptions which he returned for 14 yards ... Forced two fumbles and made one recovery ... Added two special teams tackles ... Ranked fourth on the team with 20 tackles and was one of just three Patriots to record an interception in the postseason ... Led the team in tackles in five games during the season ... Earned all-rounder honors by *College & Pro Football Newsweekly*, *Football News* and *Pro Football Weekly* ... Saw action on special teams in his NFL debut at Miami (9/1), but did not record a tackle ... Recorded his first career tackle in a 31-0 victory over Arizona (9/15) and finished the game with five stops ... Finished second on the team with five stops the following week in reserve duty vs. Jacksonville (9/22) ... Tied for the team lead with eight defensive tackles at Baltimore (10/6) ... Made his NFL starting debut two weeks later at Indianapolis (10/20) and posted eight tackles (5 solos) and forced his first career fumble ... Led the team with 10 tackles vs. Miami (11/3) and forced his second fumble of the season, jarring the ball from Karim Abdul-Jabbar ... Led the team with 10 tackles the following week at the Jets (11/10) ... Led the team and recorded a season-high with 12 tackles vs. Denver (11/17) ... Also intercepted his first career pass, which he returned for 14 yards and was selected as the Miller Lite Player of the Game for his performance ... Led the team for the fourth consecutive week with nine tackles vs. Indianapolis (11/24) and recovered his first career fumble ... Intercepted his second pass of the year at San Diego (12/1) ... Recorded his first career sack when he blitzed the Jets' Glenn Foley and dropped him for a 7-yard loss (12/8) ... Made five hits in the season finale at the Giants (12/21) ... Intercepted a Mike Tomczak pass in the third quarter and posted five hits vs. Pittsburgh (1/5/97) in the divisional playoff game ... Made seven stops vs. Jacksonville (1/12/97) ... Ranked third on the team with eight tackles vs. Green Bay in Super Bowl XXXI.

## College

Milloy was one of the dominant defenders in the Pac-10 as a junior, while earning Parade All-American honors ... He is a tremendous athlete who was also drafted by the Cleveland Indians and Detroit Tigers. **1995 (Junior):** Earned first-team All-American honors by Associated Press, Walter Camp, UPI, the American Football Coaches Association, the Football Writers Association and the *Football News* ... Was a finalist for the Jim Thorpe Award- the award given annually to the nation's best defensive back ... Earned first-team All Pac-10 honors ... Started all year at free safety and led the team in tackles for the second

consecutive season with 115 stops (63 solos) ... Forced three fumbles, recovered one, intercepted one pass and returned 15 yards ... A broken bone in his left big toe required surgical repair and caused the All-American to miss the Huskies bowl game victory over Iowa. **1994 (Sophomore):** Milloy was the only sophomore in the Pac-10 to earn all-conference honors ... Led the team and finished third in the Pac-10 with 106 tackles (67 solos), including three for losses ... became the first Husky defensive back to lead the team in tackles since Tony Bonwell recorded 142 tackles in 1972 ... Also credited with an interception, two forced fumbles and one recovery. **1993 (Freshman):** Played in 10 games with two starts and totaled 28 tackles (14 solos) ... Credited with three passes defended, including two interceptions. **1992 (Redshirt):** Red-shirted as a freshman after suffering a broken foot in fall drills.

## Personal

Lawyer Milloy was born the son of Mae and Larry Milloy on Nov. 14, 1973 in St. Louis, Mo. ... Attended Lincoln High in Tacoma, Wash. and excelled in football, baseball and basketball ... Earned Parade All-American honors his senior year after rushing for 1,056 yards and 15 touchdowns as a tailback and intercepting seven passes as a safety ... Received six votes in the *Long Beach Press-Telegram's* "Best of the West" poll ... Was a three-time All-Narrows League choice and was considered the top prep prospect in the state his senior year ... Was drafted by the Cleveland Indians as a pitching prospect out of high school and lettered three seasons in baseball at the University of Washington ... Drafted by the Detroit Tigers in the 19th round of the 1995 MLB draft ... Lawyer has one daughter, Amirah (4/9/97).

## SINGLE-GAME CAREER HIGHS

### Regular Season

<b>Tackles:</b>	16	Baltimore (1/2/00) at Kansas City (10/10/99) San Francisco (12/20/98)
<b>Solo Tackles:</b>	12	Baltimore (1/2/00)
<b>Assists:</b>	8	Buffalo (12/26/99)
<b>Sacks:</b>	1	Baltimore (1/2/00) at Cleveland (10/3/99) New York Jets (10/19/98)
<b>Interceptions:</b>	2	at Indianapolis (11/1/98)
<b>Pass Defended:</b>	4	Kansas City (10/11/98)

### Postseason

<b>Tackles:</b>	10	at Pittsburgh (1/3/98)
<b>Solo Tackles:</b>	8	at Jacksonville (1/3/99)
<b>Assists:</b>	4	Green Bay (1/26/97)
<b>Interceptions:</b>	1	Pittsburgh (1/5/97)
<b>Pass Defended:</b>	2	at Pittsburgh (1/3/98)



**LAWYER MILLOY**

<b>Pos:</b> S	<b>Ht:</b> 6-0	<b>Wt:</b> 207	<b>Year:</b> 6th	<b>Acq:</b> D2-96 (36th)	<b>College:</b> Washington	<b>Born:</b> 11/14/73
---------------	----------------	----------------	------------------	--------------------------	----------------------------	-----------------------

Regular Season		Tackles						Interceptions						Miscellaneous							
Year	Team	G/S	TT	UT	A	S	Yds	No	Yds	Avg	Lg	TD	PD	FF	FR	Blk	SpT	Sfty	TD	Pts	
1996	Patriots	16/10	85	55	30	1	7	2	14	7.0	14	0	8	2	1	0	2	0	0	0	
1997	Patriots	16/16	112	82	30	0	0	3	15	5.0	15	0	11	2	2	0	1	0	0	0	
1998	Patriots	16/16	151	100	51	1	8	6	54	9.0	30t	1	21	1	1	0	0	0	1	6	
1999	Patriots	16/16	173	112	61	2	17	4	17	4.3	17	0	10	3	2	0	0	0	0	0	
2000	Patriots	16/16	121	90	31	0	0	2	2	1.0	2	0	6	4	0	0	0	0	0	0	
Totals-5 Years		80/74	642	439	203	4	32	17	102	6.0	30t	1	56	12	6	0	3	0	1	6	

Postseason			Tackles					Interceptions					Miscellaneous							
Year	Team	G/S	TT	UT	A	S	Yds	No	Yds	Avg	Lg	TD	PD	FF	FR	Blk	SpT	Sfty	TD	Pts
1996	Patriots	3/3	20	13	7	0	0	1	0	0.0	0	0	1	0	0	0	0	0	0	0
1997	Patriots	2/2	14	9	5	0	0	0	0	--	0	0	2	0	0	0	0	0	0	0
1998	Patriots	1/1	8	8	0	0	0	0	0	--	0	0	0	0	0	0	0	0	0	0
Totals-3 years		6/6	42	30	12	0	0	1	0	0.0	0	0	3	0	0	0	0	0	0	0

## MILLOY'S CAREER GAME-BY-GAME

1996 Opponent	P/S	TT	UT	A	S/Yds	I/Yds	PD	FF	R	W/L	Score	
09/01at Miami	p	0	0	0	-	-	-	-	-	L	10-24	
09/08at Buffalo	p	0	0	0	-	-	-	-	-	L	10-17	
09/15 Arizona	p	5	2	3	-	-	-	-	-	W	31-0	
09/22 Jacksonville	p	5	2	3	-	-	-	-	-	W	28-25	
10/06at Baltimore	p	8	8	0	-	-	-	-	-	W	46-38	
10/13 Washington	p	2	1	1	-	-	-	-	-	L	22-27	
10/20at Indianapolis	S	8	5	3	-	-	-	1	-	W	27-9	
10/27 Buffalo	S	3	1	2	-	-	-	1	-	W	28-25	
11/03 Miami	S	10	6	4	-	-	-	1	-	W	42-23	
11/10at N.Y. Jets	S	10	7	3	-	-	-	-	-	W	31-27	
11/17 Denver	S	12	7	5	-	-	1	14	2	-	L 8-34	
11/24 Indianapolis	S	9	4	5	-	-	-	2	-	1	W 27-13	
12/01at San Diego	S	1	1	0	-	-	1	0	1	-	W 45-7	
12/08 N.Y. Jets	S	3	3	0	1	7	-	-	1	-	W 24-10	
12/15at Dallas	S	4	4	0	-	-	-	-	-	L	6-12	
12/21at N.Y. Giants	S	5	4	1	-	-	-	1	-	W	23-22	
1996 Totals	16/10	85	55	30	1	7	2	14	8	2	1	11-5
01/05 Pittsburgh	S	5	4	1	-	-	1	0	1	-	W	28-3
01/12 Jacksonville	S	7	5	2	-	-	-	-	-	W	20-6	
01/26 Green Bay	S	8	4	4	-	-	-	-	-	L	21-35	
1996 Totals	3/3	20	13	7	0	0	1	0	1	0	0	2-1
10/19 N.Y. Jets	S	12	9	3	1	8	-	-	-	-	-	L 14-24
10/25at Miami	S	4	4	0	-	-	-	-	-	-	-	L 9-12
10/31at Indianapolis	S	12	8	4	-	-	2	24	3	-	-	W 21-16
11/08 Atlanta	S	7	6	1	-	-	-	-	-	1	-	L 10-41
11/15at Buffalo	S	13	7	6	-	1	0	3	-	-	-	L 10-13
11/23 Miami	S	9	4	5	-	-	-	-	2	-	-	W 26-23
11/29 Buffalo	S	5	4	1	-	-	-	-	1	-	-	W 25-21
12/06at Pittsburgh	S	5	5	0	-	-	-	-	-	1	1	W 23-9
12/13at St. Louis	S	8	7	1	-	-	-	-	-	-	-	L 18-32
12/20 San Francisco	S	16	11	5	-	-	-	-	-	-	-	W 24-21
12/27at N.Y. Jets	S	11	6	5	-	-	1	0	3	-	-	L 10-31
1998 Totals	16/16	151	100	51	1	8	6	54	21	1	1	9-7
01/03at Jacksonville	S	8	8	0	-	-	-	-	-	-	-	L 10-25
1999 Opponent	P/S	TT	UT	A	S/Yds	I/Yds	PD	FF	R	W/L	Score	
09/12at N.Y. Jets	S	14	9	5	-	-	1	0	3	-	-	W 30-28
09/19 Indianapolis	S	8	5	3	-	-	-	-	-	-	-	W 31-28
09/26 N.Y. Giants	S	12	9	3	-	-	-	-	-	-	-	W 16-14
10/03at Cleveland	S	8	7	1	1	7	-	-	-	-	-	W 19-7
10/10at Kansas City	S	16	11	5	-	-	1	0	1	1	1	L 14-16
10/17 Miami	S	12	8	4	-	-	-	-	-	1	-	L 30-31
10/24 Denver	S	14	9	5	-	-	-	-	-	1	-	W 24-23

[illegible][illegible]



## BRANDON MITCHELL

### DEFENSIVE LINEMAN

6-3 ★ 280<sup>lbs</sup> ★ ACQ: D2-97 (59<sup>th</sup>)

YEARS NFL/PATRIOTS: 5/5

CAREER GP/GS: 46/26 (2/0)

TEXAS A&M ★ SPORTS MANAGEMENT

DOB 6/19/75 ★ ABBEVILLE, LA



## Career Transactions

Brandon Mitchell was drafted in the second round (59th overall) in the 1997 NFL draft ... Signed by the Patriots (6/6/97) ... Placed on injured reserve (10/30/98) ... Became a restricted free agent on Feb. 11, 1999 ... Offered tender by the Patriots for the 2000 season ... Re-signed with the Patriots (7/16/00) ... Placed on injured reserve (12/6/00).

## Career Highlights

★ **Career GP/GS: 46/26 (2/0)**

★ Mitchell has totaled 120 tackles (78 solos), including five sacks during his four NFL seasons.

## Seasonal Reviews

**2000 (11/9):** Started in nine of the 11 games he played in before being placed on injured reserve with a right leg injury (12/6) ... Recorded 29 tackles (13 solos) and one pass defense. **Tampa Bay (9/3):** Tied a career-high with nine tackles (5 solos) ... Joined Bobby Hamilton to stop Warrick Dunn for a 1-yard loss on second-and-one, forcing a Buccaneers punt. **Minnesota (9/17):** Credited with five tackles as the Patriots defense limited the Vikings to only 315 yards, their fourth lowest total of the season ... Pressured Daunte Culpepper out of the pocket on a pass attempt which was intercepted by Lawyer Milloy. **Indianapolis (10/8):** Registered five tackles in the Patriots 24-16 victory over the Colts. **Cincinnati (11/19):** Accumulated three tackles (2 solos) in the Patriots 16-13 win against the Bengals. **Kansas City (12/4):** Recorded two tackles before having to leave the game with an injured right leg in the second quarter ... Placed on injured reserve (12/6).

**1999 (16/16):** Started every game for the Patriots at left defensive end, opposite Willie McGinest ... Steadily amassed 61 total tackles (9th on the team), including three sacks (tied for 4th) ... Both totals represented career-highs for the third-year defensive end ... One of just six defensive players to start every game, forming a defensive unit that finished the sea-

son ranked eighth in the NFL ... It was the highest defensive ranking by the Patriots in 11 years. **N.Y. Jets (9/12):** Made just his second NFL start in the season opener at New York. **Indianapolis (9/19):** Recovered an Edgerrin James fumble in the fourth quarter at the Colts' 37-yard line ... The ensuing drive resulted in the game-winning 26-yard field goal to give the Patriots a 31-28 victory ... It was the second consecutive game to be decided by a last second field goal. **N.Y. Giants (9/26):** Registered five tackles as the Patriots held the Giants to just 57 yards rushing in the game and a 2.2-yard average per carry. **Cleveland (10/2):** Sacked Tim Couch for a loss of 5 yards on third down to end a fourth quarter drive ...

It was his first sack of the season and the third sack of his career ... Limited the Browns to just 70 yards rushing in a 19-7 victory. **Miami (10/17):** Recorded six tackles, including his second sack of the season vs. the Dolphins. **Arizona (10/31):** Assisted in the Patriots best defensive effort of the season, yielding just 166 total net yards in a 27-3 win over the Cardinals ... Allowed just 90 net yards passing and 76 yards rushing ... Recorded his third sack of the season in

just his eighth game. **N.Y. Jets (11/15):** Registered a career high with seven solo tackles against the Jets. **Dallas (12/5):** Shut down the Dallas rushing attack, limiting the Cowboys to just 63 yards rushing ... The Cowboys entered the game with the league's second-ranked rushing offense ... The Patriots 13-6 victory was the franchise's first ever against the Cowboys. **Buffalo (12/26):** Recorded a career-high with nine total tackles in the game. **Baltimore (1/2/00):** Did not allow a touchdown for the third game of the season and won 20-3.

**1998 (7/1, 0/0):** Played in each of the first seven games, earning his first start in the seventh game of the season, when he replaced Willie McGinest at the elephant position at Miami (10/24) ... Broke his ankle in that game, causing him to miss the remainder of the 1998 season after being placed on injured reserve (10/30) ... Opened the season with three solo tackles, including a John Elway 9-yard sack at Denver

### MITCHELL'S BLUEPRINTS

- ★ Brandon's first two career sacks, came against future Hall of Fame quarterbacks John Elway and Dan Marino.
- ★ As a senior in high school, Brandon won the state shot put championship.



(9/7) ... It was the first sack of his career and the first by a Patriot in 1998 ... Remained an active participant in the Patriots defensive line rotation through the first six games of the season ... Started at right defensive end and recorded a career-high with seven solo stops, including a 6-yard sack of Dan Marino, before leaving the game with a fractured ankle at Miami (10/25) ... Ended the season with 21 total tackles (17 solo), including two sacks for 15 yards.

**1997 (12/0, 2/0):** Appeared in 14 games as a rookie, including both playoff games ... Backed up Willie McGinest at defensive end ... Participated on special teams and was among the reserve defensive linemen who were rotated into the lineup ... Finished the season with nine tackles, including six solo stops ... He was listed among the Patriots inactives prior to four of the first five games, but worked his way into the lineup by the sixth game of the season ... Made his NFL debut at Indianapolis (9/7) and recorded his first career tackle ... Received extensive playing time in the absence of McGinest (sprained knee) and recorded two tackles vs. Buffalo (10/12) ... Saw limited playing time, but contributed at least one tackle in each of his next three games ... Leveled Colts punter Chris Gardocki on a punt return vs. Indianapolis (11/30) ... Added a solo tackle in the season finale at Miami (12/22) ... Received limited playing time in the postseason and did not record any defensive statistics.

## College

Brandon started the final 34 games of his collegiate career and totaled 174 tackles (121 solos), including a school record 33 tackles for loss ... Finished his career with 21 sacks for 130 yards and 23 defensive pressures ... Moved ahead of Sam Adams (20.5 sacks) into seventh place on the Aggie's all-time sack list. **1996 (Senior):** Started every game at left defensive end and totaled 53 tackles (31 solos), including six sacks for 33 yards ... Earned All-Big Twelve first-team honors ... Semi-finalist for the Lombardi Award, given annually to the nation's top lineman. **1995 (Junior):** Earned first-team All-American honors from the Walter Camp Foundation after posting 52 tackles and six sacks as a junior ... Selected first-

team All-Southwest Conference and finished as a semifinalist for the Lombardi Award ... Started every game at left defensive end. **1994 (Sophomore):** Earned consensus first-team all-conference honors and was named Southwest Conference Defensive Player of the Year after starting every game at left defensive end and totaling a career-high 62 tackles (50 solos) to lead all defensive linemen ... Credited with 11 tackles for loss and added a career-high nine sacks for 71 yards, giving him a single-season total of 20 stops behind the line of scrimmage for losses totaling 96 yards ... Forced two fumbles and made three recoveries ... Credited with five quarterback pressures and six pass deflections. **1993 (Freshman):** Played in every game as a reserve defensive end as a true freshman and finished the season with seven tackles (4 solos) ... Played in the Cotton Bowl vs. Notre Dame, but did not register a tackle in the game.

## Personal

Brandon Paul Mitchell was born on June 19, 1975 in Abbeville, La. ... Attended Abbeville (La.) High, where he earned prep All-American honors ... Totaled 112 tackles, including 14 for loss and seven sacks as a senior ... Posted 125 tackles as a junior ... Lettered in track and won the prep state championship in the shot put ... Majored in sports management at Texas A&M.

## SINGLE-GAME CAREER HIGHS

### Regular Season


<b>Tackles:</b>	9 vs. Tampa Bay (9/3/00) vs. Buffalo (12/26/99)
<b>Solo:</b>	7 vs. N.Y. Jets (11/15/99) at Miami (10/25/98)
<b>Assists:</b>	4 vs. Minnesota (9/17/00) vs. Tampa Bay (9/3/00)
<b>Sacks:</b>	1 at Arizona (10/31/99) vs. Miami (10/17/99) at Cleveland (10/3/99) at Miami (10/25/98) at Denver (9/7/98)

## BRANDON MITCHELL

**Pos:** DL **Ht:** 6-3 **Wt:** 280 **Year:** 5th **Acq:** D2-97 (59th) **College:** Texas A&M **Born:** 6/19/75

Regular Season			Tackles					Interceptions			Misc.			Postseason Statistics								
Year	Team	G/S	TT	UT	A	S	Yds	No	Yds	PD	FF	FR	SpT	G/S	TT	UT	A	S	Yds	Int	Yds	PD
1997	Patriots	12/0	9	6	3	0	0	0	0	0	0	0	0	2/0	0	0	0	0	0	0	0	0
1998	Patriots	7/1	21	17	4	2	15	0	0	0	0	0	0	Injured Reserve								
1999	Patriots	16/16	61	42	19	3	13	0	0	3	0	1	0	--	--	--	--	--	--	--	--	--
2000	Patriots	11/9	29	13	16	0	0	0	0	1	0	0	0	--	--	--	--	--	--	--	--	--
Totals-4 Years		46/26	120	78	42	5	28	0	0	4	0	1	0	2/0	0	0	0	0	0	0	0	0





## SEAN MOREY

### DEFENSIVE BACK

5-11 ★ 194<sup>lbs</sup> ★ ACQ: D7B-99(241<sup>st</sup>)  
 YEARS NFL/PATRIOTS: 2/2  
 CAREER GP/GS: 2/0 (0/0)  
 BROWN ★ ORGANIZATIONAL BEHAVIOR & MGT  
 DOB 2/26/76 ★ MARSHFIELD, MA



### Career Transactions

Sean Morey was drafted by the Patriots with their second pick in the seventh round (241st overall) of the 1999 NFL draft ... The pick was obtained from the NFL as compensation for losing free agent fullbacks Keith Byars and Sam Gash ... Signed a one-year deal on June 10, 1999 ... Allocated to the Barcelona Dragons of NFL Europe (2/14/00) ... Re-signed by the Patriots (3/13/00) ... Waived by the Patriots (8/27/00) ... Signed onto the practice squad (10/18/00) ... Released from practice squad (12/6/00) ... Re-signed by Patriots (1/3/01) ... Allocated to the Barcelona Dragons of NFL Europe (2/12/01).

### Career Highlights

★ Career GP/GS: 2/0 (0/0)

### Seasonal Reviews

#### 2001 (NFL Europe-Barcelona):

Played in 10 games with the Dragons at defensive back ... Finished the season with 39 tackles, including 1.5 sacks ... Helped lead the Dragons to the World Bowl Championship game ... Also starred on special teams, blocking two extra points and a field goal ... Returned nine kickoffs for 158 yards (17.6 avg.) ... Started the season-opener and accumulated five tackles (4 solos), as well as blocking a field goal in 21-14 victory over Berlin ... Blocked an extra point, recorded three tackles and one special teams tackle against Rhein in Week Three ... Led the Dragons with six tackles (5 solos) in 55-35 win over Berlin in Week Six.

**2000 (0/0):** Morey was released by the Patriots following training camp (8/27/00) ... Added to the Patriots practice squad (10/18/00) and worked at both wide receiver and defensive back ... Released from practice squad (12/18/00).

**2000 (NFL Europe-Barcelona):** Morey finished the 2000 NFL Europe season with 37 catches for 415 yards (11.2 avg.) and three touchdowns ... Voted NFL Europe Player of the Week following his 10 catch, 107 yard and one touchdown performance against the Berlin Thunder ... Led the Dragons with seven catches for 61 yards and

one touchdown vs. the Rhein Fire in Week Four ... Blocked a punt out of the end zone for a safety vs. the Berlin Thunder during Week Eight ... Added four catches for 43 yards against the Thunder.

**1999 (2/0):** Played in the final two games of the season on special teams ... Made the opening day roster, but was inactive for the season opener at New York (9/12) ... Released on Sept. 15 and was re-signed to the team's practice squad ... Re-signed to the 53-man roster on Dec. 7 ... Listed among the team's inactive players prior to the next two games, at Indianapolis (12/12) and at Philadelphia (12/19). **Buffalo (12/26):** The Marshfield, Mass. native made his NFL debut at Foxboro Stadium

and made two solo special teams tackles. **Baltimore (1/2/00):** Appeared in the season finale vs. the Ravens and was credited with two more special teams tackles.

### College

Morey totaled an Ivy-League record 251 receptions, 3,850 yards and 39 touchdowns while earning four letters (1995-98) at Brown University ... Voted Ivy-League Player of the Year in 1997 following his 74 receptions for an Ivy League record 1,434 yards

and 15 touchdowns ... Voted three-time first-team All-Ivy League (1996-98) ... He is the first Brown University football player to have his number retired (24) ... Holds 11 individual records at Brown, including career records for pass receptions (251), receiving yards (3,850), touchdown receptions (39), points scored (240) and kickoff return yards (1,736) ... He also owns records for the most receptions in a season (83, 1998) single game records for receiving yards (221; vs. Cornell 1997), touchdown receptions (3; vs. Cornell and Columbia 1997) and longest pass reception (92 yards vs. Fordham 1997) ... Ranks third behind Jerry Rice, San Francisco 49ers (4,693) and Dedrick Ward, New York Jets (3,876) in the NCAA I-AA all-time record book with 3,850 receiving yards ... Also ranks third with 251 receptions and fourth with 39 touchdowns, Rice leads both categories (301 and 50) ... Started all 40 games during his college career and caught at least one pass in every game.

### MOREY'S BLUEPRINTS

★ Sean served as the 2000 chairman for Rhode Island's 23rd Annual Special Olympics Sports Celebrity Carnival. The carnival fund raiser benefits the year-round program.

★ Sean appeared in *Sports Illustrated's* Faces in the Crowd on Jan. 12, 1998.



## Personal

Sean Joseph Morey was born the son of Dennis and Patricia Morey on Feb. 26, 1976 ... Named New England Prep School Player of the Year at Hebron (Maine) Academy ... Caught 33 passes for 675 yards and 17 touchdowns at Hebron ... Selected as a *Boston Globe* All-Star and *Patriot Ledger* all-scholastic team at Marshfield (Mass.) High ... Lettered

in basketball and track ... He is one of four children (two brothers and a twin sister) ... Majored in organizational behavior and management at Brown.

## SEAN MOREY'S NFL STATISTICS

Special Teams Tackles - 1999 (4).



# DAVID NUGENT

## DEFENSIVE END

6-4 ★ 295<sup>lbs</sup> ★ ACQ: D6c-00(201st)  
YEARS NFL/PATRIOTS: 2/2  
CAREER GP/GS: 6/0 (0/0)  
PURDUE ★ EXERCISE & FITNESS  
DOB 10/27/77 ★ CINCINNATI, OH



## Career Transactions

David Nugent was drafted by the New England Patriots in the sixth round (201st overall) of the 2000 NFL draft.

## Career Highlights

★ Career GP/GS: 6/0 (0/0)

## Seasonal Reviews

**2000 (6/0):** Participated in six games during his rookie season at both defensive end and on special teams.

**Minnesota (9/17):** Made his NFL debut and helped limit Viking punt returners to eight yards on two returns. **N.Y. Jets (10/15):** Credited with his first professional tackle when he tackled Curtis Martin for a four-yard loss.

## College

Nugent was a four-year letterman at Purdue (1996-99) ... He played in 46 games, starting 25 and totaled 91 tackles (55 solo), including 23 tackles behind the line of scrimmage and 4.5 sacks during his Boilermaker career ... Intercepted one pass for four yards ... Recovered three fumbles and caused one fumble ... Originally came to Purdue as a tight end but was moved to defensive tackle ... Played for current Patriots defensive line coach Randy Melvin at Purdue. **1999 (Senior):** Lined up at right defensive tackle, recording 46 tackles (30 solos) with two sacks for minus-six yards ... Tied for second among Boilermakers with 15 stops behind the line of scrimmage for losses of 36 yards ... Also recovered a fumble and advanced it 12 yards for a touchdown vs. Michigan State ... Closed out his career with five tackles and a stop for a 2-yard loss in the Outback Bowl against Georgia. **1998 (Junior):**

Received team's Pit Bull Award given to the player who exemplifies and sustains tenacity and intense play ... Started every game, lining up at right tackle in nine contests and at left tackle in four others ... Recorded 28 tackles (18 solos), a 12-yard sack and five tackles for a loss of 20 yards ... Caused a fumble, recovered two others and also deflected a pass. **1997 (Sophomore):** Appeared in every game as a reserve defensive tackle ... Finished with 17 tackles (7 solos), 1.5 sacks for minus-seven yards and three stops behind the line of scrimmage for a combined loss of eight yards ...

Also intercepted a pass. **1996 (Freshman):** Played in nine games, seeing most of his action on special teams ... Did not record any tackles.

## NUGENT'S BLUEPRINTS

- ★ David went back to school and got his degree from Purdue in 2001.
- ★ David played for current Patriots defensive line coach Randy Melvin and with the Patriots 2001 second round pick, Matt Light from 1997-1999 at Purdue.

## Personal


David Michael Nugent was born the son of Dianne and David, Sr. on Oct. 27, 1977 in Cincinnati, Ohio ... First-team All-Memphis Area, Tennessee all-state pick, *Nashville Banner* Top 50 and *Super Prep* All-Dixie choice as a defensive end at Germantown Houston High (Collierville, Tenn.)

... Moved to offensive tackle as a senior, while also recording 46 tackles, including eight sacks and two fumble recoveries ... Second-team all-district pick on both offense and defense ... Also lettered in basketball and track ... Helped lead the basketball team to the district championship his junior year ... Won the state discus title as a senior ... Majored in exercise and fitness at Purdue.

## DAVID NUGENT'S NFL STATISTICS

Defensive Tackles - 2000 (1).






# CHUCK OSBORNE

## NOSE TACKLE

**6-2 ★ 295<sup>LBS</sup> ★ ACQ: FA-00**  
**YEARS NFL/PATRIOTS: 4/1**  
**CAREER GP/GS: 38/2 (0/0)**  
**ARIZONA ★ SOCIOLOGY**  
**DOB 11/2/73 ★ LOS ANGELES, CA**



## Career Transactions

Chuck Osborne signed with the New England Patriots on Dec. 13, 2000 ... He was originally drafted by the St. Louis Rams in the seventh round (222nd overall) of the 1996 NFL draft ... Waived by the Rams (8/19/97) ... Signed by the Oakland Raiders (6/24/98) ... Traded to Green Bay (8/27/00) ... Released by the Packers in (10/11/00).

## Career Highlights

★ **Career GP/GS: 38/2 (0/0)**

★ Osborne has twice recorded a career-high three tackles, at Pittsburgh (11/3/96) and vs. New Orleans (12/21/96).

## Seasonal Reviews

**2000 (0/0 - New England, 0/0 Green Bay):** Signed by the Packers on Sept. 27 ... Listed among their inactive for the Bears game (10/8) and was active but did not play against the Lions (10/15) ... Signed by the Patriots on Dec. 13, 2000 ... Osborne was listed among the Patriots inactive during the last two games of the season.

**1999 (16/0 - Oakland):** Played in all 16 games and registered 12 tackles, including a sack ... Recorded three tackles in an overtime win at Kansas City (1/2/00).

**1998 (6/0 - Oakland):** Active for six games for the Raiders as a reserve defensive lineman and special teamer ... Registered four tackles for the season before suffering a season-ending knee injury during a contest versus the San Diego Chargers (10/11) ... Posted two tackles at Dallas (9/27) ... Recorded one tackle the following week at Arizona (10/4).

**1998 NFL Europe (Amsterdam Admirals):** Earned first-team defense honors ... Recorded 20 tackles and placed second in the league with eight sacks.

**1997 (0/0):** Spent training camp with the Rams but was released prior to the regular season opener.

**1996 (16/2 - St. Louis Rams):** Recorded 12 tackles (10

solos), one sack and one forced fumble with the Rams ... Established a career-high with three tackles against Pittsburgh (11/3) ... Notched his first sack of his NFL career when he dropped Steve Beuerlein for an 8-yard loss ... Also forced a fumble on the same play ... Earned his first NFL start against the Atlanta Falcons (12/15) and recorded one tackle ... Tied his career-high with three tackles against New Orleans (12/21).

## College

Osborne was a four-year letterman at the University of Arizona ... Recorded 80 tackles and 23 sacks as a starter in his final two seasons for the Wildcats (1994-95) ... Osborne played alongside current teammate Tedy Bruschi at Arizona during his college career (1992-95) ... The pair combined for 47.5 sacks in their final two seasons, 1994-95 ... Earned first team All-Pac 10 honors during senior season after posting a career-high 43 tackles and seven sacks ... Earned All-Pac 10 honorable mention honors as a junior ... Recorded a team-high 13 sacks, with 15 stops for a loss in 1994 ... One of only two freshman to letter, seeing action in seven games as a back-up defensive tackle.

## OSBORNE'S BLUEPRINTS

★ Chuck played alongside current teammate Tedy Bruschi at Arizona during his college career (1992-95). They combined for 47.5 sacks in their final two seasons, 1994-95.

★ Chuck starred with the Amsterdam Admirals during the 1998 NFL Europe season and earned first-team all-league honors.

## Personal

Chuck Osborne was born on Nov. 2, 1973 in Los Angeles, Calif. ... Earned first-team all-state and first team all-Southern California honors as two-way lineman at Country High School in Canyon Country, Calif. ... Awarded four letters in football ... Earned Blue Chip first-team All-America and was Lemming National Top 75 pick ... Also lettered in track and field as shot putter ... Majored in sociology at Arizona.

## SINGLE-GAME CAREER HIGHS

### Regular Season

**Tackles:** 3 at Pittsburgh (11/3/96)  
vs. New Orleans (12/1/96)

**Solo:** 3 at Pittsburgh (11/3/96)



# CHUCK OSBORNE

Pos: NT Ht: 6-2 Wt: 295 Year: 4th Acq: FA-'00 College: Arizona Born: 11/2/73

Regular Season			Tackles				Interceptions				Miscellaneous				
Year	Team	G/S	TT	UT	A	S	No	Yds	Td	PD	FF	FR	Yds	Td	SpT
1996	Rams	16/2	12	10	2	1	0	0	0	0	1	0	0	0	0
1997	Rams	0/0	Out of Football												
1998	Raiders	6/0	4	na	na	0	0	0	0	0	0	0	0	0	0
1999	Raiders	16/0	12	na	na	1.0	0	0	0	1	0	0	0	0	0
2000	Packers	0/0	0	0	0	0	0	0	0	0	0	0	0	0	0
	Patriots	0/0	0	0	0	0	0	0	0	0	0	0	0	0	0
Totals -3 Years		38/2	28	na	na	2.0	0	0	0	1	1	0	0	0	0



## JOE PANOS

### GUARD

**6-3 ★ 298-LBS ★ ACQ: UFA-01 (BUF)**  
**YEARS NFL/PATRIOTS: 8/1**  
**CAREER GP/GS: 83/56 (2/2)**  
**WISCONSIN ★ POLITICAL SCIENCE**  
**DOB 1/24/71 ★ BROOKFIELD, WI**



## Career Transactions

Joe Panos was signed by the New England Patriots as an unrestricted free agent on March 20, 2001 ... Originally drafted by the Philadelphia Eagles in the third round (77th overall) of the 1994 draft ... Signed with the Bills as a free agent (2/20/98).

## Career Highlights

★ **Career GP/GS: 83/56 (2/2)**

★ During his seven year career, Panos has blocked for four 1,000-yard rushers, Ricky Watters (with Philadelphia in 1995, 1996 and 1997) and current teammate Antowain Smith (with Buffalo in 1998).

## Seasonal Reviews

**2000 (13/0 - Buffalo):** Played in 13 games as reserve offensive lineman, successfully returning from a neck injury which sidelined him for the entire 1999 season. **Minnesota (10/22):** Rotated with Jamie Nails at right guard and helped the Bills offense put up over 400 yards in total offense for the second week in a row ... Also controlled the line of scrimmage allowing just one sack and controlling the ball for over 35 minutes. **Miami (12/3):** Returned to the lineup and split time with Jamie Nails the rest of the season at guard.

## PANOS' BLUEPRINTS

★ Joe Panos was born Zois Panagiotopoulos but in the first grade, he told his parents he was having trouble spelling his name in school and asked if he could shorten his name.

★ Joe gained national recognition during his senior season following a dramatic victory over Michigan when thousands of fans were trampled after a chain-link fence crumbled under the student section at Camp-Randall Stadium; Joe, who was still on the field celebrating, rescued fans from the area and in the process helped save countless lives.

**1999 (0/0 - Buffalo):** Listed among inactive for every game due to a neck injury ... Underwent surgery to repair a bulging disk in his neck.

**1998 (16/16, 1/1 - Buffalo):** Started all 16 games at right guard in his first season with the Bills ... Just one of seven Bills to start every game but one of three offensive linemen to do so

(Ostroski & Zeigler) ... Helped Buffalo hold opponents to one sack or fewer in eight contests, including two sackless games ... Panos helped Bills to rank 6th offensively in the NFL and third in rushing ... Line also cleared the way for Antowain Smith's first 1,000-yard rushing season **San Diego (9/6):** Started at right guard but exited early due to the injury. **Miami (9/13):** Came back to start against the Dolphins and was a valuable contributor to the line for the remainder of the season.

**Miami (1/2):** Made second career postseason start in Wild Card contest against the Dolphins.

**1997 (13/13 - Philadelphia):** Started the first nine games of the season, along with the final four at left guard for the Eagles ... Played part in Ricky Watters' 1,100 yards rushing during the 1996 season. **Washington (10/5):** Instrumental in



helping the Eagles gain 449 total yards and 203 on the ground against the Redskins **Arizona (11/2):** Poked in the eye twice and was ejected after taking offense to the second one ... underwent surgery to repair his left retina and missed the next two games - vs. S.F. (11/10) and at Baltimore (11/16) ... Returned to start the season's final four games at left guard.

**1996 (16/16, 1/1 - Philadelphia):** Returned successfully from rotator cuff surgery to start all 16 games for an Eagle team that qualified for the playoffs with a 10-6 record ... Made a smooth transition to the left guard spot after starting the previous year at right guard ... Started in the first 14 games of the season at left guard and the final two and the playoff game at right guard ... Line cleared the way for Ricky Watters to gain 1,411 yards and earn a trip to the Pro Bowl.

**1995 (9/9 - Philadelphia):** Started the first nine games of the season at right guard before a rotator cuff injury shelved him at midseason ... Originally sustained the injury in at New Orleans (10/1) but managed to play in the next four contests ... Placed on injured reserve on 11/12.

**1994 (16/2 - Philadelphia):** Selected by the Eagles in the third round and made an impact towards the end of his rookie campaign, saw action in all 16 games and started the final two games of the year at left guard ... was selected to the NFL's All-Rookie Teams by *Football News* and *Pro Football Weekly*. **Houston**

**(10/24):** Saw his first significant action replacing Lester Holmes, who fractured his hand in the first half.

## College

Played every line position during his Badger career ... First-team All-Big 10 and honorable mention All-America selection by *Football News* following a senior season in which he held down the right tackle spot for the Rose Bowl champs ... Saw extensive action at center and right guard in addition to handling the long-snap duties on special teams ... Gained national recognition during his senior season following a dramatic victory over Michigan when thousands of fans were trampled after a chain-link fence crumbled under the student section at Camp-Randall Stadium; Panos, who was still on the field celebrating, rescued fans from the area and in the process helped save countless lives.

## Personal

Zois Panagiotopoulos was born the son of George and Sofia Panagiotopoulos on Jan. 24, 1971 in Brookfield, Wis. ... While in the first grade, told his parents he was having trouble spelling his name in school and asked if he could shorten it to Joe Panos ... Attended Brookfield East High and earned all-conference and Lineman of the Year honors ... majored in political science ... Joe and his wife, Michelle, have two sons, George Jake and Alex.



# RIDDICK PARKER

## DEFENSIVE TACKLE

**6-3 ★ 295<sup>lbs</sup> ★ ACQ: FA-01 (SEA)**

**YEARS NFL/PATRIOTS: 5/1**

**CAREER GP/GS: 51/19 (1/0)**

**NORTH CAROLINA ★ HISTORY**

**DOB 11/20/72 ★ EMPORIA, VA**



## Career Transactions

Riddick Parker signed with the Patriots on June 5, 2001 ... Originally signed with San Diego Chargers as a rookie free agent (4/28/95) ... Waived by the Chargers (8/22/95) ... Joined the Seahawks as a free agent (7/17/96) ... Waived by the Seahawks (8/25/96) ... Signed to the Seahawks practice squad (8/27/96) ... Signed by the Seahawks (1/29/97) ... Contract expired (2/11/99) ... Re-signed by the Seahawks (6/15/99) ... Contract expired and became restricted free agent (2/10/00) ... Re-signed by the Seahawks (3/1/00).

## Career Highlights

- ★ **Career GP/GS: 51/19 (1/0)**
- ★ Riddick recorded a career-high with 48 tackles while starting in all 16 games for the Seahawks in 2000.

## Seasonal Reviews

**2000 (16/16 - Seattle):** Started all 16 games at left defensive tackle and recorded a career-high 48 tackles (32 solos). **Miami (9/3):** Recorded three solo tackles in the season opener. **New Orleans (9/17):** Posted two tackles as the Seahawks limited the Saints to only 263 total yards, the lowest total allowed by the Seahawks. **Carolina (10/8):** Set a then career-high with five tackles (4 solos). **Kansas**



**City (10/29):** Led the team with a career-high nine stops (7 solos) ... Part of Seahawks defense which held the Chiefs to 76 yards rushing on 26 carries (2.9 avg.). **San Diego (11/5):** Recorded six tackles (5 solos) in the Seahawks 17-15 win over the Chargers.

**1999 (16/3, 1/0 - Seattle):** Played in 16 games with three starts at defensive tackle with the Seahawks ... Spent most of the season in a three-man rotation with Cortez Kennedy and Sam Adams ... Recorded first sack of the season in Seahawks 22-21 win vs. Oakland (10/3) ... Followed with second sack in as many weeks at San Diego (10/17) ... Registered first career start at Kansas City (11/21) for an injured Adams (knee) ... Started the following week vs. Tampa Bay (11/28) and registered a then career-high five tackles.

**1998 (8/0 - Seattle):** Parker saw action on defense as the fourth defensive tackle, playing in eight games and recording six tackles (4 solos) ... Moved in as the third defensive tackle for the season opener at Philadelphia (9/6) and recorded his first career sack and forced fumble.

**1997 (Seattle - 11/0):** Played in 11 games as a back-up defensive tackle and on special teams ... Recorded a tackle for loss at Kansas City (9/28) when he replaced Cortez Kennedy (knee) who left the game.

**1996 (NFL Europe-Rhein):** Played the 1996 NFL Europe League season with the Rhein Fire and was credited with 11 tackles.

**1996 (Seattle - 0/0):** Spent the entire season on the Seahawks practice squad after signing as a free agent (7/8).

**1995 (0/0):** Went to camp with the San Diego Chargers after signing as a free agent (4/28) but was waived prior to the start of the regular season (8/26).

## PARKER'S BLUEPRINTS

★ Riddick played with the Rhein Fire of NFL Europe during the 1996 season.

★ Riddick participated in the Practice with the Pros youth football clinic during the 1999 season. Over 300 kids received instruction on the fundamentals of football.

## College

Four-year letterman at the University of North Carolina ... Started all 11 regular season and one postseason game as a senior at defensive tackle for the Tar Heels ... Credited with 41 tackles, four tackles for loss, and two sacks his senior year ... Finished his career with 96 tackles, eight tackles for loss, and five sacks ... Played in 10 games as a true freshman defensive tackle in 1990, and 11 games as a

sophomore in 1991 at nose tackle ... Red-shirted in 1992.

## Personal

Riddick Parker was born in Emporia, Va. on Nov. 20, 1972 ... Two-way All-District lineman at Southampton High School in Courtland, Virginia ... Lineman of the Year as a senior ... Also lettered in track ... Majored in history.

## SINGLE-GAME CAREER HIGHS

### Regular Season

**Tackles:** 9 vs. Kansas City (10/29/00)  
**Solos:** 7 vs. Kansas City (10/29/00)  
**Assists:** 4 vs. Denver (11/26/00)  
**Sacks:** 1 vs. Oakland (10/3/99) at S.D. (10/17/99) at Philadelphia (9/6/98)

## RIDDICK PARKER

**Pos:** DT **Ht:** 6-3 **Wt:** 295 **Year:** 5th **Acq:** FA-01 (SEA) **College:** North Carolina **Born:** 11/20/72

Regular Season		Tackles						Interceptions			Misc.			Postseason Statistics						
Year	Team	G/S	TT	UT	A	S	Yds	No	Yds	PD	FF	FR	SpT	G/S	TT	UT	A	S	Yds	PD
1996	Seahawks		Practice Squad																	
1997	Seahawks	11/0	3	2	1	0	0	0	0	0	0	0	0	-/-	-	-	-	-	-	-
1998	Seahawks	8/0	6	4	2	1	4	0	0	0	1	0	0	-/-	-	-	-	-	-	-
1999	Seahawks	16/3	19	11	8	2	11	0	0	1	1	0	0	1/0	0	0	0	0	0	0
2000	Seahawks	16/16	48	32	16	0	0	0	0	0	0	0	0	-/-	-	-	-	-	-	-
Totals-4 Years		51/19	76	49	27	3	15	0	0	1	2	0	0	1/0	0	0	0	0	0	0





# PATRICK PASS

## RUNNING BACK



**5-10 ★ 217<sup>LB5</sup> ★ ACQ: D7B-00 (239<sup>TH</sup>)**  
**YEARS NFL/PATRIOTS: 2/2**  
**CAREER GP/GS: 5/2 (0/0)**  
**GEORGIA ★ SOCIOLOGY**  
**DOB 12/31/77 ★ SCOTTSDALE, GA**

## Career Transactions

Patrick Pass was drafted by the New England Patriots in the seventh round (239th overall) of the 2000 NFL draft ... Waived by the Patriots (8/27/00) ... Signed onto the Patriots practice squad (8/29/00) ... Activated from the practice squad onto the Patriots 53-man roster (9/16/00).

## Career Highlights

★ **Career GP/GS: 5/2 (0/0)**

★ Pass gained 58 yards on 18 rushing attempts (3.2 avg.) and caught four passes for 17 yards (4.3 avg.). He also added two special teams tackles during his rookie campaign.

★ As a rookie, Pass participated at running back, wide receiver and on special teams and proved to be a jack-of-all-trades in his first professional start, gaining 39 rushing yards, 16 receiving yards and recording two special teams tackles vs. Cincinnati (11/19).

## Seasonal Reviews

**2000 (5/2):** Played in five games, including two starts during his rookie season ... Added to the Patriots active roster (9/16) following a two-week stint on the practice squad.

**Minnesota (9/17):** Made his NFL debut and participated at running back and kick returner ... Credited with a 1-yard carry. **Cincinnati (11/19):** Started his first NFL game and led the Patriots rushing attack with 39 yards on 12 carries (3.3 avg.) in their 16-13 win over the Bengals ... Also caught two passes for 16 yards ... Registered two special teams tackles as the Patriots limited the Bengals to only 10 yards on two punt returns. **Detroit (11/23):** Started for second consecutive week and gained nine yards on three carries on Thanksgiving Day against the Lions. Added one reception for a loss of six yards. **Kansas City (12/4):** Participated at running back for the Patriots in their 30-24 victory on Monday Night Football against the Chiefs ... Accumulated nine yards rushing on two carries and caught one pass for seven yards, helping the Patriots to their second highest offensive output of the season (368 total yards).

## College

Pass earned four letters at Georgia (1996-99) ... Versatile player for the Bulldogs, performing as a running back, pass catcher, punt returner, kickoff returner and even completed three-of-five pass attempts during his career ... Totaled 1,022 yards rushing on 221 carries (4.6 avg.) and added five touchdowns during his Georgia career ... He also caught 35 passes for 435 yards (12.4 avg.), including two touchdowns ... Returned 26 kickoffs for 562 yards (21.6 avg.) and 15 punt returns for 136 yards (9.1 avg.). **1999 (Senior):** Shared tailback duties and finished second on the team

with 335 yards and a pair of touchdowns on 62 carries (5.4 avg.) ... Hauled in 19 passes for 250 yards (13.2 avg.) and a score ... Returned 15 punts for 136 yards (9.1 avg.) and 10 kickoffs for 217 yards (21.7 avg.) ... Attempted two passes, completing one for a 31-yard gain ... Averaged 85.3 all-purpose yards per game ... Rushed six times for 69 yards, breaking free from three would-be tacklers en route to a 58-yard touchdown jaunt and set up another scoring drive with a 29-yard punt return vs. Louisiana State. **1998 (Junior):** Appeared in nine games, starting

two and gained 101 yards on 26 carries (3.9 avg.) and completed two pass attempts for 55 yards ... Added 74 yards on three kickoff returns (24.7 avg.) ... Picked up 42 yards on 10 rushes (4.2 avg.) at South Carolina ... Rushed six times for 34 yards and tossed a 36-yard option pass that set up a touchdown at Louisiana State ... Had a season-long 41-yard kickoff return vs. Florida. **1997 (Sophomore):** Played in every game, earning starting assignments vs. Florida and Arkansas State ... Third on the team with 64 carries for 232 yards (3.6 avg.) and a touchdown... Caught 12 passes for 175 yards (14.6 avg.) and a score ... Returned four kickoffs for 97 yards (24.3 avg.) ... Averaged 45.8 all-purpose yards per game ... Rejoined the team in fall drills after spending the summer playing baseball in the Florida Marlins organization. **1996 (Freshman):** Appeared in 10 games, earning a start in the Auburn clash ... Second on the team with 354 yards and a pair of

### PASS' BLUEPRINTS

★ Patrick was drafted by the Florida Marlins in 1996 and played at Melbourne (Fla.) in the organization's rookie league that year. He was elevated to Class A Utica in 1997, playing until he had to report to Georgia's fall camp in August. He returned again and played in the Marlins' minor league system in 1998.



touchdowns on 69 carries (5.1 avg.) ... Caught four passes for 10 yards (2.5 avg.) and returned nine kick-offs for 174 yards (19.3 avg.) ... In his first game as a Bulldog, he returned three kickoffs for 53 yards against South Carolina.

## Personal

Patrick Pass was born on Dec. 31, 1977 in Scottsdale, Ga. ... Drafted by the Florida Marlins in 1996, and played at Melbourne (Fla.) in the organization's rookie league that year ... Elevated to Class A Utica in 1997, playing until he had to report to Georgia's fall camp in August ... Again played in the Marlins minor league system in 1998 ... Gatorade Circles of Champions Georgia

region Player of the Year, adding All-American honors from *USA Today* at Tucker (Ga.) High ... Two-time all-state Class AAA pick by the *Atlanta-Journal Constitution* and the Georgia Sports Writers Association ... Also earned all-south, *Journal-Constitution* Top 50 and *Macon Telegraph Sweet 16* honors ... Named DeKalb Neighbor Player of the Year ... Three-time All-DeKalb County choice ... Named DeKalb Offensive Player of the Year by the DeKalb Touchdown Club ... Team captain, scoring 13 touchdowns as a senior ... Holds the DeKalb County career-record by rushing for 5,046 yards ... Also excelled in baseball ... Voted Mr. Tucker High by his classmates ... Majored in sociology at Georgia.

## PATRICK PASS

Pos: RB		Ht: 5-10		Wt: 217		Year: 2		Acq: D7b-00 (239th)				College: Georgia				Born: 12/31/77					
Regular Season			Rushing					Receiving				Kick Returns				Fumbles		Tackles			
Year	Team	G/S	No	Yds	Avg	Lg	TD	No	Yds	Avg	Lg	TD	No	Yds	Avg	Lg	TD	No	Lost	SpT	Misc
2000	Patriots	5/2	18	58	3.2	11	0	4	17	4.3	15	0	0	0	0.0	0	0	0	0	2	0



# DAVID PATTEN

## WIDE RECEIVER

**5-10 ★ 190<sup>LBS</sup> ★ ACQ: UFA-01 (CLE)**  
**YEARS NFL/PATRIOTS: 5/1**  
**CAREER GP/GS: 58/14 (1/1)**  
**WESTERN CAROLINA**  
**DOB 8/19/74 ★ COLUMBIA, SC**



## Career Transactions

David Patten signed with the Patriots as an unrestricted free agent on April 2, 2001 ... Originally signed by the New York Giants as a free agent (3/24/97) ... Waived by the Giants (8/24/97) ... Signed to the Giants practice squad on (8/25/97) ... Signed to the Giants active roster (8/27/97) ... Signed with Cleveland as an unrestricted free agent (3/16/00).

## Career Highlights

★ **Career GP/GS: 58/14 (1/1)**

★ Set career highs during the 2000 season with 38 receptions for 546 yards as a member of the Cleveland Browns.

★ Excelled as a kickoff returner during his career, totalling 106 returns for 2,193 yards (20.7 avg.), including a 90 yard return for a touchdown at Washington (11/1/98).

★ Patten started at wide receiver for the Giants in their Wild Card game vs. Minnesota (12/27/97) and caught five passes for 86 yards.

## Seasonal Reviews

**2000 (14/11 - Cleveland):** Established career-highs with 38 receptions and 546 yards while starting 10 of 14 games at wide receiver for the Browns ... Recorded the first two 100-yard games of his career, 113 vs. Baltimore (10/1) and 103 (vs. Philadelphia (12/10) ... Finished second on the Browns with 22 kickoff returns for 469 yards (21.3 avg.). **Jacksonville (9/3):** Started at wide receiver in his first game with the Browns, as the Browns opened in a three-receiver set and caught two passes for nine yards ... Also returned two kickoffs for 38 yards (19.0 avg.). **Cincinnati 9/10:** Established a then career-high of 95 yards receiving on three receptions while starting at wide receiver ... Opened the game with a career-high 65-yard reception ... Added one kickoff return for 22 yards. **Pittsburgh 9/17:** Recorded three receptions for 81 yards (27.0 avg.), including a long of 38 yards ... Caught a 38-yard pass on third-and-three, extending the Browns opening drive, which resulted in a touchdown ... Recorded a clutch 36-yard catch on third-and-11 in the fourth quarter, helping the Browns get in position for field goal which tied the game at 20 ... Returned three kickoffs for 114 yards, including a long of 62-yards. **Baltimore (10/1):** Started



at wide receiver and led the club with seven receptions for 113 yards (16.1 avg.) ... It was his first of two 100 yard receiving games of the season ... His seven receptions and 113 yards were both career highs ... Added three kickoff returns for 61 yards (20.3 avg.). **Denver 10/15:** Started at wide receiver and had four receptions for 54 yards (13.5 avg.). **Philadelphia 12/10:** Started at wide receiver and led the team with seven receptions for 103 yards (14.7 avg.) and one touchdown ... His seven receptions tied a career-high ... His 103 yards receiving marked the second time during his career he eclipsed 100 yards receiving ... Six of his seven receptions were for first downs ... On a seven-play, 74-yard scoring drive, he caught three passes for 40 yards, including his 9-yard touchdown pass.

**1999 (16/0 - N.Y. Giants):** Participated in all 16 games and led the team with 33 kickoffs for 673 yards (20.4 avg.) ... Also caught nine passes for 115 yards (12.8 avg.). **New England (9/26):** Returned three kickoffs for 74 yards. **Washington (11/21):** Finished with a season-high three receptions for 51 yards and also returned two kickoffs for 53 yards. **Arizona (11/28):** Returned a career-high six kickoffs for 105 yards and add two receptions for 21 yards. **N.Y. Jets (12/5):** Attempted his first career rush and gained 27 yards.

**1998 (12/0 - N.Y. Giants):** Played in 12 games as the Giants primary kickoff returner with 43 returns for 928 yards, including a 90-yard return for a touchdown at Washington (11/1) ... Totaled 11 receptions for 119 yards, including a 39-yard touchdown reception ... Missed two games with a back injury and the final two games with a knee injury. **Washington (9/6):** Awarded a special teams game ball by the coaching staff after he returned five kicks for 131 yards, including a 46-yard return to open the second half. **Atlanta (10/11):** Registered three receptions for 59 yards, including a 39-yard touchdown reception. **Washington (11/1):** Recorded a 90-yard kickoff return for a touchdown and caught one pass for eight yards. **Denver (12/13):** Suffered an injured knee during the last kickoff return and was placed on Injured Reserve on Dec. 16, missing the final two games of the year.

**1997 (16/3 - N.Y. Giants):** Played in all 16 games with three starts and was utilized as a kickoff returner and wide receiver ... Caught 13 passes for 226 yards, with two touchdowns ... Returned eight kickoffs for 123 yards. **St. Louis (9/21):** Saw his first regular-season action as a third wide receiver after Thomas Lewis (toe) left the game in the second half. **Arizona (10/12):**

Posted a team-high three receptions for 66 yards, including his first NFL reception, a 9-yard touchdown pass. **Philadelphia (12/7):** Made his first NFL start when he was inserted into the lineup in place of Kevin Alexander and finished with three receptions for 54 yards, including a 40-yard touchdown catch. **Minnesota (12/27):** Started at wide receiver in the Wild Card playoff game and recorded five receptions for 86 yards.

## PATTEN'S BLUEPRINTS

★ David was not drafted out of Western Carolina in 1995 and spent time working in the landscaping business, as an electrician and hauling 75-pound cases in a coffee bean factory until joining the Albany Firebirds of the Arena Football League.

★ David signed with the N.Y. Giants after playing a season at both wide receiver and defensive back with the Albany Firebirds of the Arena League.

## College

Played with the Albany Firebirds of the Arena Football League in 1996 where he was used as a defensive back and as a wide receiver ... Four-year letterman at Western Carolina ... Finished collegiate career tied for ninth on school's career touchdown pass reception list with 14 ... As a senior in 1995 was named All-Southern Conference and ranked among the nation's top 10 receivers with 59 catches (eighth) for 881 yards (ninth) ... Led the conference in receiving (5.9 per game) and receiving yards (88.7 yards per game) ... Ranked sixth in the Southern Conference with 3.6 receptions

per game as a junior in 1994.

## Personal

David Patten was born the son of David and Betty Patten on Aug. 19, 1974 in Columbia S.C. ... David was not drafted out of Western Carolina in 1995 and spent time working in the landscaping business, as an electrician and hauling 75-pound cases in a coffee bean factory until joining the Albany Firebirds of the Arena Football League ... David and his wife, Galiena, have two sons, Daquan and Quintin.

## SINGLE-GAME CAREER HIGHS

### RECEIVING

Receptions:	7	vs. Philadelphia (12/10/00)
		vs. Baltimore (10/1/00)
Yards:	113	vs. Baltimore (10/1/00)
	103	vs. Philadelphia (12/10/00)
Touchdowns:	1	vs. Philadelphia (12/10/00)
		vs. Atlanta (10/11/98)
		at Philadelphia (12/7/97)
		at Arizona (10/12/97)
Long:	65	at Cincinnati (9/10/00)

### KICKOFF RETURNS

Returns:	5	(Two Times) Most Recent
		vs. Arizona (10/11/98)
Return Yards:	146	at Washington (11/1/98)
Lg Return:	90t	at Washington (11/1/98)
Touchdowns:	1	at Washington (11/1/98)



# DAVID PATTEN

Pos: WR Ht: 5-10 Wt: 190 Year: 5th Acq: UFA-01 (CLE) College: Western Carolina Born: 8/19/74

Regular Season			Receiving					Kickoff Returns					Scoring		Postseason Receiving					
Year	Team	G/S	No	Yds	Avg	Lg	TD	No	Yds	Avg	Lg	TD	SpT	G/S	No	Yds	Avg	Lg	TD	
1997	Giants	16/3	13	226	17.4	40t	2	8	123	15.4	26	0	8	1/1	5	86	17.2	37	0	
1998	Giants	12/0	11	119	10.8	39t	1	43	928	21.6	90t	1	4	-/-	-	-	-	-	-	
1999	Giants	16/0	9	115	12.8	19	0	33	673	20.4	45	0	4	-/-	-	-	-	-	-	
2000	Browns	14/11	38	546	14.4	65	1	22	469	21.3	62	0	2	-/-	-	-	-	-	-	
Totals-4 Years		58/14	71	1006	14.2	65	4	106	2193	20.7	90t	1	18	1/1	5	86	17.2	37	0	

**Additional Statistics:** Fumbles – 1997 (2), 2000 (2). Fumbles Recovered – 1997 (1-0 yds).

Rushing - 1997 (1-2 yds), 1999 (1-27 yds).



## JEFF PAULK

### FULLBACK

**6-0 ★ 243 LBS ★ ACQ: FA-00**  
**YEARS NFL/PATRIOTS: 2/2**  
**CAREER GP/GS: 2/0 (0/0)**  
**ARIZONA STATE ★ COMMUNICATIONS**  
**DOB 4/26/76 ★ PHOENIX, AZ**



## Career Transactions

Jeff Paulk was signed by the Patriots and placed on their practice squad on Dec. 7, 2000 ... Activated from the Patriots practice squad and placed on their active roster on Dec. 20, 2000 ... Originally drafted by the Atlanta Falcons in the third round (92nd overall) in the 1999 NFL draft ... Released by the Falcons (8/19/00).

## Career Highlights

★ Career GP/GS: 2/0 (0/0)

## Seasonal Reviews

**2000 (1/0):** Signed onto the Patriots practice squad (12/7/00) ... Activated (12/20/00) and participated in the season finale vs. Miami (12/24) ... Participated on special teams but did not record any statistics.

**1999 (1/0-Atlanta):** Played in one game and was listed among the clubs inactive for other 15 games ... Participated in backfield as a blocking fullback with Bob Christian moving to tailback for a few plays at Tennessee (12/19) ... Also performed on special teams.

## College

Paulk performed in 43 games with 19 starts at Arizona State ... Averaged 4.6 yards per rush on 121 carries for 554 yards, including a long of 70 yards during his career ... Added six rushing touchdowns ... Bulldozed holes with his bruising blocks for Arizona State's offense ...

Finished fourth on the team with 208 yards rushing, with a pair of touchdowns as a senior ... Took down a pair of defenders on a 58-yard touchdown run by current Patriot teammate J.R. Redmond against Stanford ... Gained 93-yards rushing on seven attempts, including a career-best 70-yard scamper that set up a score vs. Washington ... As a junior, played in 10 games and scored three touchdowns ... Logged 43 carries for 267 yards and a 6.2 average as a sophomore ... Posted a career-high 114 yards

on 11 rushes against Oregon State ... Also rushed nine times for 82 yards, including a 42-yard run, in a 56-4 win over Arizona ... Shared time at the flyback position for Sun Devils in 1995 ... Redshirted as a freshman in 1994.

## Personal

Jeffery Howard Paulk was born the son of Barry and Carol Paulk on April 26, 1976 in Phoenix, Ariz. ... Nicknamed "Jurassic Paulk" by teammates at Arizona State because of his propensity to deliver vicious blocks ...

Graduated from Corona del Sol High School in Tempe, Ariz. ... Named team's most valuable offensive back in senior season ... All-conference and all-city pick his senior year ... Earned two letters in football and one in track ... Gained 500 yards on just 97 carries his final prep season ... Collected 200 total yards in his best high school game ... Team captain his senior campaign ... Majored in organizational communications.

### PAULK'S BLUEPRINTS

**★ Jeff earned the nickname "Jurassic Paulk" by teammates at Arizona State because of his propensity to deliver vicious blocks.**  
**★ When Jeff joined the Patriots during the 2000 season, he was reunited with J.R. Redmond, his teammate at Arizona State (1996-98).**





**6-2 ★ 260<sup>LBS</sup> ★ ACQ: FA-00**  
**YEARS NFL/PATRIOTS: 2/2**  
**CAREER GP/GS: 16/0 (0/0)**  
**SACRAMENTO STATE ★ COMMUNICATIONS**  
**DOB 3/13/78 ★ ANAHEIM, CA**

## Career Transactions

Lonie Paxton was signed as a rookie free agent by the New England Patriots on April 19, 2000 ... Re-signed by the Patriots on April 16, 2001.

## Career Highlights

★ **Career GP/GS: 16/0 (0/0)**

- ★ Lonie was the only rookie free agent to play in all 16 games for the Patriots during the 2000 season. He was also one of only four rookie free agents to play in at least one game for the Patriots (Shockmain Davis, Chris Eitzmann and Reggie Grimes) in 2000.
- ★ Lonie snapped on every punt, extra point and field goal attempt during the 2000 season.

## Seasonal Reviews

**2000 (16/0):** Participated as the Patriots long snapper in all 16 games ... Snapped on every punt, extra point and field goal attempt during the 2000 season. **Tampa Bay (9/3):** Made his NFL debut at long snapper and delivered the ball on nine punts, two field goal attempts and one extra point. **N.Y. Jets (9/11):** Helped the Patriots special teams limit the Jets to only five yards on two punt returns. **Minnesota (9/17):** Part of special teams unit that limited the Vikings to only eight yards on two punt returns. **Indianapolis (10/8):** Snapped the ball to Lee Johnson on a fake field goal attempt in the fourth quarter ... Johnson completed an 18-yard pass to Eric Bjornson and the Patriots scored a touchdown on the next play. **Buffalo (11/5):** Despite occasional rain and drizzle, Paxton produced flawless snaps on eight punts, two field goals and one extra point.

**Chicago (12/10):** Recorded a special teams tackle, bringing down Glyn Milburn on a punt return in the third quarter.

## College

Paxton was a four-year starter for Sacramento State (1996-99) ... Served as the Hornets long snapper and started along the offensive line ... Started at guard in 1999 and helped Sacramento State lead the Big Sky conference and rank 13th in Division 1-AA with a 234.2 rushing yards per game average ... They also ranked second in the conference with 470.3 total yards per game and ranked 10th in 1-AA ... In 1998, he was part of offensive line that blocked for the 1-AA rushing leader.

## Personal

Leonidas E. Paxton was born the son of Karyn and Lonie Paxton in Anaheim, Calif. on March 13, 1978 ... Served as the team captain for the Centennial (Corona, Calif.) High football team ... Paxton has worked with the Shriners Children's Hospital in Davis, Calif. ... Both offensive and defensive starter for three seasons ... Earned Rookie of the Year honors as a freshman, junior

of the year and lineman of the year as a senior ... Majored in communication studies at Sacramento State.

## PAXTON'S BLUEPRINTS

- ★ Lonie was the only 2000 rookie free agent who played in all 16 games for the Patriots last season.
- ★ Lonie heeded his father's advice while growing up in Carona, Calif. to work on all facets of his game. When he reached high school, he earned his team's long snapping position and has excelled at the position ever since.

## LONIE PAXTON'S NFL STATISTICS

**Special Teams Tackles - 2000 (1).**





## ANTHONY PLEASANT

### DEFENSIVE END

6-5 ★ 280<sup>lbs</sup> ★ ACQ: UFA-01 (SF)  
**YEARS NFL/PATRIOTS: 12/1**  
**CAREER GP/GS: 165/131 (4/4)**  
**TENNESSEE STATE ★ CRIMINAL JUSTICE**  
**DOB 1/27/68 ★ CENTURY, FL**



## Career Transactions

Anthony Pleasant signed with the Patriots as an unrestricted free agent on March 22, 2000 ... He was originally drafted by the Cleveland Browns in the third round (73rd overall) of the 1990 NFL draft ... Signed with the Atlanta Falcons as an unrestricted free agent on June 23, 1997 ... Signed with the N.Y. Jets as an unrestricted free agent on March 16, 1998 ... Signed with the San Francisco 49ers as an unrestricted free agent on July 19, 2000.

## Career Highlights

★ **Career GP/GS: 165/131 (4/4)**

★ Pleasant has accumulated 518 tackles (351 solos), 12 forced fumbles and two fumble recoveries during his 11-year career.

★ Recorded 48 career sacks, including a career-high 11 in 1993 with the Cleveland Browns.

★ Pleasant has been a mainstay at the defensive line position, playing in 165 career games and starting the last 48 consecutive games over the past three seasons.

★ His 11 sacks in 1993 is the ninth highest single-season total in Browns history.

★ Credited with a career-high 10 tackles at Denver (10/30/94) and vs. New York Giants (12/4/94)

★ Notched three sacks vs. Pittsburgh, establishing a career-high, at Pittsburgh (1/2/94).

## Seasonal Reviews

**2000 (16/16 - San Francisco):** Started all 16 games at defensive end for the 49ers ... He was one of only three 49er defenders who started all 16 games (Brentson Buckner and Ken Norton Jr.) ... Credited with 23 tackles (18 solos), including two sacks and two passes defended. **Carolina (9/10):** Credited with three quarterback pressures. **Dallas (9/24):** Registered one solo tackle and was part of defense that held the Cowboys to 298 total yards in the 49ers 41-24 win. **Arizona (10/1):** Tallied two solo tackles

and one quarterback pressure in 27-20 win. **Carolina (10/22):** Posted three solo tackles, including four-yard sack, and one pass defended. **New Orleans (11/5):** Recorded three tackles (2 solos), despite dislocating right ring finger in third quarter. **Kansas City (11/12):** Registered two solo tackles as the 49ers limited the Chiefs to 49 yards rushing in 21-7 win. **Atlanta (11/19):** Credited with one solo tackle and helped the defense hold the Falcons to 211 total yards in 16-6 win. **Denver (12/23):** Set a season-high with four solo tackles, including a two-yard sack and one pass defended at Broncos.

## PLEASANT'S BLUEPRINTS

★ Anthony is reunited with Patriots head coach Bill Belichick (Cleveland, 1991-95, New York Jets 1998-99), defensive coordinator Romeo Crennel (New York Jets 1998-99) and inside linebackers coach Pepper Johnson (Cleveland, 1993-95, New York Jets, 1998).

**1999 (16/16 - N.Y. Jets):**

Started all 16 games at defensive end and led all Jets defensive linemen in tackles with 52 (41 solos) ... Added two sacks and four passes defended. **New England (9/12):** Opened season with a three tackle performance. **Buffalo (9/19):** Celebrated his 100th career start with a four tackle performance. **Washington (9/26):** Tallied five tackles and one sack when he dropped Brad Johnson for a four-yard loss.

**Denver (10/3):** Led all defensive linemen with four tackles in Jets first win of season. **Arizona (11/7):** Tallied four tackles and helped the Jets defense hold the Cardinals to just 55 yards rushing on 18 carries in 12-7 win. **New England (11/15):** Started and recorded a season-high six tackles, including one sack for a nine yard loss. **Buffalo (11/21):** Registered five tackles and a pass defended in 17-7 win over the Bills. **N.Y. Giants (12/5):** Tied his season-high with six tackles. **Miami (12/12):** Contributed two tackles and one pass defended in Jets 28-20 win over the Dolphins and helped limit their rushing attack to only 69 yards. **Dallas (12/19):** Pressured Cowboy quarterback Troy Aikman throughout the contest and finished with three tackles in the Jets 22-21 win. **Seattle (1/2):** Made two tackles and had a pass defended and helped limit the Seahawks to 33 rushing yards on 12 carries in the season finale.



**1998 (16/16, 2/2 - N.Y. Jets):** Started all 16 games and finished with 45 tackles (34 solos), forced three fumbles and added two passes defended ... Tied for second on the Jets with six sacks ... Started season with two tackles and forced a fumble at San Francisco (9/6) ... Forced his second fumble in as many weeks and contributed one tackle and drew Ravens tackle Jonathan Ogden into two holding penalties vs. Baltimore (9/13) ... Active in Jets first win of season with two tackles and one pass defense while limiting Indianapolis (9/20) to only two field goals in 44-6 win ... Credited with two tackles, including a sack of Dan Marino, in 20-9 win over Miami (10/4) ... Limited the Dolphins offense to only 153 total yards, including only 119 passing yards ... Accumulated three tackles at New England (10/19) and dropped quarterback Drew Bledsoe for an eight-yard loss in 24-14 win on Monday Night Football ... Registered his second sack in as many weeks, dropping Steve DeBerg for an 11-yard loss, in the Jets 28-3 win ... Recorded five tackles at Indianapolis (11/15) ... Helped Jets defense limit Oilers running back Eddie George to 72 yards on 20 carries in 24-3 victory at Tennessee (11/22) ... Notched season-highs with six tackles and two sacks while the Jets defense limited the Panthers to 216 total yards in 48-21 victory vs. Carolina (11/29) ... Tallied five tackles in 32-31 win vs. Seattle ... Tied his season-high with six tackles at Buffalo ... Earned AFC Defensive Player of Week honors by recording five tackles, a sack and forced a fumble vs. New England (12/27) ... Recorded four tackles and a pass defended in AFC Championship at Denver.

**1997 (11/0 - Atlanta):** Played in the last 11 games of the season as a reserve defensive end and recorded 17 tackles (7 solo) and a half-a-sack ... Falcons won seven of their last eight games and narrowly missed the playoffs.

**1996 (12/12 - Baltimore):** Started in all 12 games he played and finished with 33 tackles (20 solos) ... Finished second on the team with four sacks, marking the fifth consecutive season he recorded four or more sacks ... Also recovered one fumble ... Slowed at beginning of season due to injured ankle suffered in season opener and missed next four games ... Returned from injury at Indianapolis (10/13) in fine fashion, recording five tackles and helped limit the Colts to only 132 passing yards ... Credited with four tackles, including a sack, in 37-31 overtime win vs. St. Louis Rams (10/27) ... Notched three tackles, a sack and a pass defended in 31-17 win vs. Pittsburgh (12/1) ... Recorded five tackles, including his third sack in as many weeks vs. Cincinnati (12/8).

**1995 (16/16 - Cleveland):** Started in all 16 regular season games ... Tallied 79 tackles (56 solos), second

most amongst Browns defensive linemen ... Led the team with eight sacks, including six that forced fumbles ... Maintained a streak of five straight games with at least one sack ... Recorded two sacks, including one that forced Buccaneers quarterback Trent Dilfer to fumble, which the Browns recovered and was awarded game ball for his efforts vs. Tampa Bay (9/10) ... Awarded game ball for second consecutive week for his efforts in 14-7 win at Houston (9/17) ... Notched nine tackle, one sack and forced fumble performance against the Oilers ... Contributed five tackles, including a sack, in 35-17 win vs. Kansas City (9/24) ... Sacked Bills quarterback Jim Kelly and forced a fumble which was recovered by the Browns vs. Buffalo (10/2) ... Accumulated six tackles, including one-and-a-half sacks and two forced fumbles at Detroit (10/8) ... It marked his fifth consecutive game with a sack ... Recorded six tackles vs. Jacksonville (10/22) ... Credited with four stops, including a half-a-sack and a team-high four quarterback pressures in 26-26 overtime win vs. Cincinnati (10/29) ... Recorded four tackles, including a sack and forced a fumble which led to a Browns field goal vs. Green Bay (11/19).

**1994 (14/14, 2/2 - Cleveland):** Established a career-high with 81 tackles to go along with four-and-a-half sacks ... Started in all the 14 games he played ... Recorded five tackles in 28-20 opening weekend win over Cincinnati (9/4) ... Credited with eight tackles, including half-a-sack (shared with Pepper Johnson) in 37-13 win vs. Cincinnati (10/23) ... Amassed a career-high 10 tackles (9 solos) at Denver (10/30) ... Equaled his career-high with 10 tackles, including one sack and two pressures vs. N.Y. Giants (12/4) ... Accumulated seven tackles, including a jarring seven-yard sack of Troy Aikman in 19-14 win at Dallas (12/10) ... Notched a quarterback sack among his five tackles vs. Seattle (12/24) ... Recorded four tackles in 20-13 Wild Card win vs. New England (1/1/95) ... Tallied four solo tackles in Divisional Playoff loss against Pittsburgh (1/7/95).

**1993 (16/13 - Cleveland):** Led team with a career-high 11 sacks as the Browns equaled a team record of 48 set in 1993 ... His total was the ninth best in team history ... Recorded 66 tackles (43 solos) ...

## SINGLE-GAME CAREER HIGHS

### Regular Season

**Tackles:** 10 Twice, Most Recent at Denver (10/30/94) vs. New York Giants (12/4/94)  
**Solo:** 10 vs. New York Giants (12/4/94)  
**Sacks:** 3.0 at Pittsburgh (1/2/94)



Accumulated nine-and-a-half sacks over the final nine games of the season, including a career-high three sacks at Pittsburgh (1/2/94) in season finale ... Registered five tackles, including a four-yard sack of Vince Evans in the Browns 19-16 win at Raiders (9/19) ... Dropped John Elway for an 11-yard loss among his eight tackles vs. Denver (11/7) ... Contributed two sacks vs. Seattle (11/14), including one for a safety, dropping Rick Mirer three yards deep in the end zone ... It is the only safety of his career ... Credited with two sacks among his eight total tackles in 17-13 win over New Orleans (12/5).

**1992 (16/14 - Cleveland):** Played in all 16 games, with 14 starts ... Gathered 51 tackles, including four sacks and a forced fumble ... His four sacks on the season, started a streak of five years in which he recorded at least four sacks.

**1991 (16/7 - Cleveland):** Played in all 16 regular season games, starting seven ... Recorded 21 tackles, two-and-a-half sacks and a fumble recovery.

**1990 (16/7-Cleveland):** Finished his rookie season with 50 tackles, three-and-a-half sacks, one pass defended, one forced fumble and ranked third on the team with 18 quarterback pressures ... Added six special teams tackles ... Played in all 16 games and started the final seven games of season ... Earned first professional start vs. Houston (11/30) and tallied seven solo tackles, including a sack and forced fumble of quarterback Warren Moon.

## College

Totaled 21 sacks in his final two seasons at Tennessee State ... Comes from a long line of standout TSU defensive lineman (Ed "Too Tall" Jones, Richard Dent, Claude Humphrey, Joe "Turkey" Jones and Charles Buchanan) ... Earned first-team All-Ohio Valley honors as a senior in 1989 when he totaled 54 tackles and nine sacks to go along with one forced fumble and one fumble recovery, as well as 12 tackles for loss ... Earned honorable mention All-America honors by AP when he led all TSU defenders in sacks as a junior with 12 ... Recorded 38 tackles, including 17 for losses, three passes defended and one forced fumble and one fumble recovery during his junior campaign ... As sophomore recorded 48 tackles, three tackles for loss and one pass defended ... Did not play as a freshman.

## Personal

Anthony Devon Pleasant was born on Jan. 27, 1968 in Century, Fla. ... Earned All-America, all-state and all-conference honors as senior at Century (Fla.) High School .... Also lettered in basketball and baseball ... Throughout his career Pleasant has been an active participant in charitable activities, including DARE and Special Education awards ceremonies ... Entertains aspirations of becoming a minister when his playing days are over ... Enjoys working with children ... Nicknamed "A.P." ... Wife, Renita, has a master's degree in urban planning and psychology from Michigan ... The couple have a daughter (Hannah Denette, 2).

## ANTHONY PLEASANT

**Pos:** DE **Ht:** 6-5 **Wt:** 280 **Year:** 12th **Acq:** UFA-01 (SF) **College:** Tennessee State **Born:** 1/27/68

Regular Season		Tackles						Int.			Misc.		Postseason Statistics						
Year	Team	G/S	TT	UT	A	S	Yds	No	Yds	PD	FF	FR	G/S	TT	UT	A	S	Yds	PD
1990	Browns	16/7	50	38	12	3.5	14.0	0	0	1	1	0	-/-	-	-	-	-	-	-
1991	Browns	16/7	21	12	9	2.5	8.0	0	0	0	0	1	-/-	-	-	-	-	-	-
1992	Browns	16/14	51	35	16	4.0	30.0	0	0	0	1	0	-/-	-	-	-	-	-	-
1993	Browns	16/13	66	43	23	11.0	75.5	0	0	0	1	0	-/-	-	-	-	-	-	-
1994	Browns	14/14	81	47	34	4.5	17.5	0	0	0	0	0	2/2	8	8	0	0	0	0
1995	Browns	16/16	79	56	23	8.0	55.5	0	0	1	6	0	-/-	-	-	-	-	-	-
1996	Ravens	12/12	33	20	13	4.0	15.0	0	0	0	0	1	-/-	-	-	-	-	-	-
1997	Falcons	11/0	17	7	10	0.5	2.0	0	0	0	0	0	-/-	-	-	-	-	-	-
1998	Jets	16/16	45	34	11	6.0	50.0	0	0	2	3	0	-/-	-	-	-	-	-	-
1999	Jets	16/16	52	41	11	2.0	13.0	0	0	4	0	0	2/2	8	7	1	0	0	1
2000	49ers	16/16	23	18	5	2.0	6.0	0	0	2	0	0	-/-	-	-	-	-	-	-
Totals 11 years		165/131	518	351	167	48.0	286.5	0	0	10	12	2	4/4	16	15	1	0	0	1





# J.R. REDMOND

## RUNNING BACK



**5-11 ★ 215<sup>LBS</sup> ★ ACQ: D3-00(76<sup>TH</sup>)**  
**YEARS NFL/PATRIOTS: 2/2**  
**CAREER GP/GS: 12/5 (0/0)**  
**ARIZONA STATE ★ ENGLISH**  
**DOB 9/28/77 ★ LOS ANGELES, CA**

## Career Transactions

J.R. Redmond was drafted by the New England Patriots in the third round (76th overall) of the 2000 NFL draft.

## Career Highlights

★ **Career GP/GS: 12/5 (0/0)**

★ Redmond gained 406 yards rushing on 125 carries, including one touchdown for the Patriots as a rookie. It was the second-highest total on the club.

★ Voted unanimous Miller Lite Player of the Game after he accumulated 132 total yards against the Colts (10/22), including season-highs of 97 yards rushing and 35 yards receiving.

★ Redmond was the leading Patriots rusher in both of the team's top rushing performances of the season. He gained 66 of the Patriots 189 yards at Buffalo (12/17) and 97 of their 155 yards against the Colts (10/22).

★ Scored his first rushing touchdown in the NFL on a 1-yard plunge vs. Buffalo (11/5).

★ Redmond finished fourth on the Patriots reception list with 20 catches for 126 yards, including two receiving touchdowns.

★ Snared his first scoring reception on a 12-yard pass from Drew Bledsoe at Denver (10/1).

## REDMOND'S BLUEPRINTS

★ J.R. started his own company called JR Just Run, which sells sporting goods apparel and equipment to parks, recreational facilities and schools.

★ J.R. holds the Arizona State school single-game record with 350 all-purpose yards versus Southern California.

touchdown catch on the very next play (12-yards) ... The 12-yard score increased the Patriots lead over the Broncos to 21-3 and they went on to a 28-19 win ... Also gained 15 yards on six carries. **Indianapolis (10/8):** Contributed 45 yards to the Patriots 118 yards rushing, their third highest rushing total of the season ... Gained 17 yards on four carries during the Patriots opening drive, to set up Adam Vinatieri's 21-yard field goal ... Recorded the longest reception of his career, a 20-yarder, which set up 2-yard touchdown pass from Bledsoe to Eric Bjornson ... Broke through line for 14-yard gain late in the fourth quarter, as the Patriots were trying to run time off clock. **Indianapolis (10/22):** Unanimously voted Patriots Miller Lite Player of the

Game ... Started at running for first time in NFL career and set career highs in rushing yards (97), receptions (5), receiving yards (35) and total yards from scrimmage (132) ... On opening drive, accounted for 55 yards, including a 19-yard touchdown reception ... He gained 30 yards rushing and 25 yards receiving - on the drive, which encompassed 18-plays, 89-yards and 8:43. **Buffalo (11/5):** Scored first rushing touchdown of career, on a 1-yard plunge in the fourth quarter, tying the game at 10 ... Carried a career-high 24 times

and gained 68 yards ... Tied a career high with five receptions for 19 yards ... Returned a kickoff 25 yards.

**Cleveland (11/12):** Gained 60 yards on 10 carries (6.0 avg.) including a season-high 20-yard run ... His 20-yard run resulted in Adam Vinatieri's 38-yard field goal.

**Buffalo (12/17):** Led the Patriots with 66 yards rushing on 20 carries before leaving game with right leg injury in third quarter ... Contributed 66 yards to the Patriots highest rushing performance of the season (189 yards) ... Ran eight times for 40 yards (5.0 avg.) on drive culminating with an Adam Vinatieri 22-yard field goal in the first quarter.

## College

Redmond was a four-year letterman at Arizona State (1996-99) ... He was named the team's offensive most valuable player three times (1997-99) ... He ranks third in ASU history with 616 rushing attempts and 3,210


## Seasonal Reviews

**2000 (12/5):** Started five of 12 games as a rookie running back for the Patriots ... Finished second on the team with 406 yards rushing on 125 carries, adding one touchdown ... Tied for fourth with 20 receptions totaling 126 yards and two scores ... Also returned one kickoff for 25 yards ... Established career-highs with 97 yards rushing and 35 yards receiving at Indianapolis (10/22) ... **N.Y. Jets (9/11):** Played running back along with returning kickoffs ... Saw his first action at running back, recording two yards on five carries including a 4-yard run ... Carried the ball for two yards to help set up Adam Vinatieri's 30-yard field goal in the second quarter. **Denver (10/1):** Caught the first pass of his career, a 5-yard reception, and then notched his first



rushing yards, topped only by Freddie Williams (648 attempts for 3,424 yards, 1973-76) and Woody Green (675 for 4,188, 1971-73) ... Also ranks third in school history with 32 touchdowns ... Redmond recorded 12 100-yard games during his college career, tying him with Leon Burton (1955-58) for the fifth-highest total in school annals ... The Sun Devils were 10-2 in games he rushed for over 100 yards ... His 5,522 career all-purpose yards ranks second behind Whizzer White's 5,654 yards (1947-50) in school history. **1999 (Senior):** All-Pac-10 Conference first-team selection as an all-purpose back, adding second-team honors as a running back ... Named Arizona State's Offensive Most Valuable Player ... Led the team with 1,085 yards rushing and 12 touchdowns on 224 carries (4.8 avg.) ... Recorded five 100-yard rushing games during his senior season ... Snatched 12 passes for 97 yards (8.1 avg.) and a score ... Returned 26 punts for 192 yards (7.4 avg.) ... Averaged 137.4 all-purpose yards per game ... Also recorded four solo tackles while playing safety ... Opened season with 157 yards rushing on 20 attempts (7.9 avg.), including two touchdowns vs. Texas Tech ... Did not start vs. UCLA, but came off the bench to amass 214 all-purpose yards and scored three of the Sun Devils' four touchdowns ... Redmond gained 185 yards on 23 attempts (8.0 avg.) with a pair of touchdowns, including an 80-yard score, also returned three punts for 27 yards and caught two passes for two yards, including a 1-yard score against the Bruins ... Ran 35 times for 165 yards with three touchdowns, caught a 9-yard pass and returned four punts for 61 yards vs. Washington State ... Gained 148 yards on 34 attempts (4.4 avg.), including three touchdowns, while also registering three catches for 11 yards and returned seven punts for 39 yards vs. Southern California ... Gained 112 yards with a touchdown on 23 attempts in 42-27 victory vs. rival Arizona. **1998 (Junior):** All-American second-team pick by the *Associated Press* ... All-Pac-10 Conference first-team selection as a running back and return specialist ... Added the team's Offensive Most Valuable Player accolades ... Led the team with 166 carries for 883 yards (5.3 avg.) and 11 touchdowns in 10 games ... Rushed for over 100 yards in three games, including one for over 200-yards (vs. USC) ... Caught 22 passes for 194 yards (8.8 avg.) ... Returned 10 kickoffs for 235 yards (23.5 avg.) and 18 punts for 246 yards (13.7 avg.), including a score ... He ranked 10th in the nation and first in the Pac-10 with 13.7-punt return average ... Averaged 155.8 all-purpose yards per game, ranking 13th in the nation and first in the Pac-10 ... Began the year with 22 runs for 108 yards including a 22-yard score, and added four catches for 68 yards vs. Washington ... Carried 15 times for 122 yards and three touchdowns vs. North Texas ... Added 83 yards and a 2-yard touchdown on 23 chances in victory against Oregon State ... Set a school single-game record with 350 all-purpose yards, rushing 33 times for 214 yards (6.5 avg.), including a 2-yard touchdown and set up another score with an 89-yard scamper vs. Southern California ... He added 34 yards receiving on six catches and 102 return

yards to establish the single-game school record vs. the Trojans ... Recorded 19 runs for 94 yards and a 1-yard score vs. Notre Dame ... Gained 93 yards rushing on 11 carries (8.5 avg.) with a long of 58 yards, added two rushing touchdowns and had a 76-yard punt return for a touchdown vs. Stanford. **1997 (Sophomore):** Appeared in 11 games, starting one contest ... Carried 155 times for 915 yards (5.9 avg.) and seven touchdowns ... Caught 15 passes for 186 yards (12.4 avg.) and a score ... Returned 27 punts for 259 yards (9.6 avg.) and 15 kickoffs for 323 yards (21.6 avg.) ... Ranked 12th in the nation and third in the Pac-10 with 159.0 all-purpose yards per game ... Finished opening day with 176 yards on 10 chances vs. New Mexico State, including a 93-yard touchdown jaunt which was the longest run from scrimmage for his career ... His 93-yarder ranks fifth on ASU's record list and was the longest run by a Sun Devil since Mark Malone's 98-yarder vs. Utah State in 1979 ... Gained 105 yards on 12 carries (8.8 avg.), including a touchdown in a 23-12 victory at Miami ... Added five catches for 46 yards and totaled 253 all-purpose yards against the Hurricanes ... Gained 114 yards and a touchdown on 27 tries (4.2 avg.), two catches for 56 yards, including a 28-yard touchdown, and set up another score with a 47-yard kickoff return to total 264 all-purpose yards in 28-21 victory at California ... Rushed 11 times for 127 yards and a score in 52-31 victory vs. Oregon. **1996 (Redshirt):** Earned the Bill Kijikawa Award for the Arizona State's outstanding freshman ... Gained 911 all-purpose yards while appearing in eleven games as a reserve tail-back ... Carried 71 times for 327 yards (4.6 avg.) and a pair of touchdowns ... Caught



10 passes for 211 yards (21.1 avg.) with two scores ... Returned two kickoffs for 83 yards (41.5 avg.) and 35 punts for 286 yards (8.2 avg.) ... Scored his first career touchdown on a 13-yard scoring scamper and totaled 59 yards rushing on 10 carries (5.9 avg.) vs. North Texas ... Also added eight punt returns for 66 yards and caught three passes for 24 yards against the Eagles ... Caught a 55-yard touchdown pass in victory over Oregon ... Gained 45 yards on 15 carries (3.0 avg.) and also threw a 16-yard halfback-option touchdown pass to QB Jake Plummer in victory at UCLA ... Ran nine times for 68 yards and one touchdown in the Sun Devils Rose Bowl-clinching victory over California. **1995 (Freshman):** Red-shirted as a freshman.

## Personal

Joseph Robert Redmond was born on Sept. 28, 1977 in Los Angeles, Calif. ... Listed by *The Tacoma News-Tribune* as a "Western 100" choice and named him the most versatile player in the Western 100 at Carson (Calif.) High ... Made *The Long Beach Press-Telegram's* "Best In The West" list with six votes ... Earned first-team all-state honors as a defensive back in 1994 ... Also made first-team all-city in both 1993 and 1994 ... Selected Most Valuable Player of the Carson High squad in both 1993 and 1994 ... Played eight different positions at Carson High ... Amassed 2,469 all-purpose yards and scored 23 touchdowns while also collecting

203 tackles in three seasons, including three interceptions and eight fumble recoveries ... Had 26 receptions for 536 yards and 14 touchdowns in 1993 ... Returned 11 punt returns for 400 yards and 12 kickoff returns for 338 yards ... Best game was vs. Franklin High in the first round of the 4A city playoffs in 1994 with 16 carries for 316 yards and six touchdowns ... Captained the football team in 1993 and 1994 ... Lettered in basketball, soccer and track ... Had a personal-best clocking of 21.9 in the 200-meter dash ... Majored in English at Arizona State.

## SINGLE-GAME CAREER HIGHS

### Regular Season

#### Rushing

**Attempts:** 24 vs. Buffalo (11/5/00)  
**Yards:** 97 at Indianapolis (10/22/00)  
**Long:** 20 at Cleveland (11/12/00)  
**Touchdown:** 1 vs. Buffalo (11/5/00)

#### Receiving

**Receptions:** 5 vs. Buffalo (11/5/00)  
 at Indianapolis (10/22/00)  
**Yards:** 35 at Indianapolis (10/22/00)  
**Long:** 20 vs. Indianapolis (10/8/00)  
**Touchdown:** 1 at Denver (10/1/00)  
 at Indianapolis (10/22/00)

## J.R. REDMOND


**Pos:** RB **Ht:** 5-11 **Wt:** 215 **Year:** 2 **Acq:** D3-00 (76th) **College:** Arizona State **Born:** 9/28/77

Regular Season		Rushing					Receiving					Kick Returns					Fumbles			Tackles	
Year	Team	G/S	No	Yds	Avg	Lg	TD	No	Yds	Avg	Lg	TD	No	Yds	Avg	Lg	TD	No	Lost	SpT	Misc
2000	Patriots	12/5	125	406	3.2	20	1	20	126	6.3	20	2	1	25	25.0	25	0	2	0	0	0

## REDMOND'S CAREER GAME-BY-GAME

2000	Opponent	G/S	Rushing					Receiving					W/L	Score
			No	Yds	Avg	Lg	TD	No	Yds	Avg	Lg	TD		
9/3	Tampa Bay	p	-	-	-	-	-	-	-	-	-	-	L	16-21
9/11	at New York Jets	p	5	2	0.4	4	0	-	-	-	-	-	L	19-20
9/17	Minnesota		inactive					inactive					L	13-21
9/24	at Miami		did not play					did not play					L	3-10
10/1	at Denver	p	6	15	2.5	5	0	2	17	8.5	12	1	W	28-19
10/8	Indianapolis	p	14	45	3.2	14	0	1	20	20	20	0	W	24-16
10/15	New York Jets	p	1	2	2	2	0	-	-	-	-	-	L	17-34
10/22	at Indianapolis	S	22	97	4.4	12	0	5	35	7	19t	1	L	23-30
11/5	Buffalo	p	24	68	2.8	12	1	5	19	3.8	6	0	L	ot 13-16
11/12	at Cleveland	S	10	60	6	20	0	-	-	-	-	-	L	11-19
11/19	Cincinnati		inactive					inactive					W	16-13
11/23	at Detroit	p	11	30	2.7	12	0	1	5	5	5	0	L	9-34
12/4	Kansas City		inactive					inactive					W	30-24
12/10	at Chicago	S	6	18	3	6	0	4	22	5.5	13	0	L	17-24
12/17	at Buffalo	S	20	66	3.3	13	0	-	-	-	-	-	W	ot 13-10
12/24	Miami	S	6	3	0.5	3	0	2	8	4	6	0	L	24-27
2000 Season Totals		12/5	125	406	3.2	20	1	20	126	6.3	20	2		5-11





# GREG ROBINSON-RANDALL

## TACKLE

6-5 ★ 322<sup>lbs</sup> ★ ACQ: D4-00(127<sup>th</sup>)  
 YEARS NFL/PATRIOTS: 2/2  
 CAREER GP/GS: 12/4 (0/0)  
 MICHIGAN STATE ★ KINESIOLOGY  
 DOB 6/23/78 ★ GALVESTON, TX



## Career Transactions

Greg Robinson-Randall was drafted by the New England Patriots in the fourth round (127th overall) of the 2000 NFL draft.

## Career Highlights

★ Career GP/GS: 12/4 (0/0)

★ Robinson-Randall helped power the Patriots to their highest rushing output of the season, 189 yards vs. Buffalo (12/17).

★ Robinson-Randall also provided ample time for Drew Bledsoe to accumulate a season-high 311 passing yards vs. Miami (12/24).

## Seasonal Reviews

**2000 (12/4):** Started in four of 12 games as a rookie for the Patriots. **Tampa Bay (9/3):** Made his NFL debut playing offensive tackle for Patriots. **N.Y. Jets (9/11):** Played right tackle but sustained an injury to his right arm in second quarter and did not return. **Indianapolis (10/22):** Participated at right tackle as part of the Patriots offensive line rotation that enabled the offense to accumulate a season-high 386 yards ... New England also set season-highs in first downs (24) and passing first downs (11) ... The line also did not surrender a sack on 34 pass attempts. **Cincinnati (11/19):** Part of offensive line that did not allow a sack in second half of their 16-13 victory. **Detroit (11/23):** Started in his first NFL game at right tackle against the Lions on Thanksgiving. **Buffalo (12/17):** Started at right tackle and was part of offensive line that helped the offense gain a season-high 189 yards rushing ... Offensive line only allowed one sack in 13-10 overtime win over the Bills. **Miami (12/24):** Provided ample time for Drew Bledsoe to set a season-high with 311 yards passing ... Bledsoe was only sacked once in 35 pass attempts against Miami.

## College

Robinson-Randall was a two-year starter at Michigan State (1998-99) ... Helped the Spartans to a 10-2 record during the 1999 season, the schools' highest

win total since 1965 ... They closed out their season with a 37-34 victory over Florida in the 1999 Citrus Bowl. **1999 (Senior):** All-Big Ten Conference first-team selection ... Manned the right tackle position, helping the offense average 368.2-yards per game as he delivered 87 knockdowns ... Posted 13 knockdowns, including touchdown resulting blocks on a 23-yard pass and another that cleared the way for T.J. Duckett's 4-yard run into the end zone, as the team generated 492 yards vs. Eastern Michigan ... Leveled Fighting Irish defensive end on Bill Burke's 8-yard scoring toss as the Spartans gained 291 aerial yards vs. Notre Dame ... Shoved defensive end to the ground to open a hole used by

Duckett for a 1-yard touchdown run as MSU amassed 490 yards against Michigan ... Leveled line-backer as Duckett raced for a game-winning 11-yard touchdown run with 2:30 left in a 35-28 decision vs. Penn State.

**1998 (Junior):** Earned the team's Outstanding Underclass Lineman Award ... Played in every game, starting the final 10 contests at right tackle ... Made 48 knockdowns and graded 82.8% for blocking consistency ... Posted eight knockdowns, including one that opened a hole on a 3-yard touchdown run by Sedrick Irvin who gained 119

yards on the ground vs. Notre Dame ... Opened holes for Irvin who set a season-high with 140 yards on 28 carries and two touchdowns vs. Northwestern. **1997 (Junior College):** Voted Super Prep JUCO All-American selection, twice earning All-Conference honors as an offensive tackle at Coffeyville (Kan.) Community College.

## Personal

Greg Robinson-Randall was born the son of Gwyn Robinson and Gregory Randall June 23, 1978 in Galveston, Texas ... Rated among the top 100 prospects coming out of Texas as a senior, earning first-team all-state and all-district accolades at La Marque (Texas) High ... Also lettered in basketball and track and field ... Majored in kinesiology at Michigan State.

### ROBINSON-RANDALL'S BLUEPRINTS

★ Greg added the extended name "Randall" to his last name in honor of his father, who died of cancer when he was just 5 years old.

★ Greg was voted All-Big Ten conference first-team selection in 1999 and played a part in the Spartans earning a 10-2 record during his senior year.





## GREY RUEGAMER

### CENTER/GUARD

**6-5 ★ 300<sup>lbs</sup> ★ ACQ: FA-00**  
**YEARS NFL/PATRIOTS: 3/2**  
**CAREER GP/GS: 6/0 (0/0)**  
**ARIZONA STATE ★ SPECIAL EDUCATION**  
**DOB 6/1/76 ★ LAS VEGAS, NV**



### Career Transactions

Grey Ruegamer was signed to the Patriots 53-man roster from the Pittsburgh Steelers practice squad on Nov. 16, 2000 ... Originally a third-round draft choice (72nd overall) of the Miami Dolphins in 1999 ... Released from the Dolphins following training camp ... Signed onto the Pittsburgh Steelers practice squad (8/29/00).

### Career Highlights

★ **Career GP/GS: 6/0 (0/0)**

### Seasonal Reviews

**2000 (0/0 - Pittsburgh, 6/0 - Patriots):** Signed with the Patriots on Nov. 16, 2000 after spending the first 11 weeks of season on the Pittsburgh Steelers practice squad ... Participated as third tight end and special teams with the Patriots. **Cincinnati (11/19):** Made his NFL debut against the Bengals. **Kansas City (12/4):** Called into action for left guard Joe Andruzzi when he injured his leg in the third quarter.

**1999 (0/0 - Miami):** Inactive for 15 regular season games and both playoff contests during his rookie season ... Dressed out but did not play vs. Philadelphia (10/24) ... Third-round draft choice (72nd overall) of Miami in 1999.

### College

Ruegamer was a four-year letterman (1995-98) and starter at Arizona State ... Started every game at center his senior year ... Earned a Walter Camp All-America selection and a first-team All-Pac 10 choice ... One of 12 finalists for the Lombardi Award ... Graded out at 87 percent while posting 72 knockdown blocks as a senior for an offense that amassed 4,530 yards ... Earned All-Pac 10 honors as a junior ... Opened the year as the team's

starting left tackle before moving to center for the final six contests ... Received honorable mention all-conference accolades as a sophomore when he saw time at both tackle and center.

### RUEGAMER'S BLUEPRINTS

- ★ Grey was one of 12 finalists for the Lombardi Award during his senior year at Arizona State (1998).
- ★ Grey posted an undefeated season as a heavyweight wrestler during his junior year at Bishop Gorman High School in Las Vegas, Nevada.

### Personal

Christopher Grey Ruegamer was born in Las Vegas, Nevada ... Attended Bishop Gorman High School in Las Vegas ... Voted team's MVP his senior year ... Posted an undefeated record as a heavyweight wrestler his junior year ... Also lettered in track, where he competed in the shot put and the discus ... Worked with the D.A.R.E. program and the YMCA ... Participated in St. Jude's Trail Ride and other events benefiting the Cystic Fibrosis Foundation ... Majored in special education at Arizona State ... Grey's wife's name is Laurie.



## ROD RUTLEDGE

### TIGHT END

**6-5 ★ 265<sup>lbs</sup> ★ ACQ: D2B-98 (54TH)**  
**YEARS NFL/PATRIOTS: 4/4**  
**CAREER GP/GS: 48/17 (1/1)**  
**ALABAMA ★ HUMAN PERFORMANCE**  
**DOB 8/12/75 ★ BIRMINGHAM, AL**



### Career Transactions

Rodrick Rutledge was drafted by the Patriots in the second round (54th overall) of the 1998 NFL draft ... Signed by the Patriots on June 15, 1998.

### Career Highlights

★ **Career GP/GS: 48/17 (1/1)**

★ Rutledge has played in all 48 games during his three years in the NFL and caught 22 passes for 169 yards (7.7 avg.), including one touchdown.



## Seasonal Reviews

**2000 (16/11):** Started 11 of 16 games at tight end and established career-highs with 15 receptions for 103 yards and one touchdown. **Tampa Bay (9/3):** Opened the season with one catch for four yards against the Buccaneers. **Indianapolis (10/22):** Started at tight end and recorded three receptions for 24 yards ... Caught his longest pass of the season, a 16-yard reception which set up a field goal. **Cleveland (11/12):** Recorded his first touchdown reception of the season, a 2-yard pass he caught after it ricocheted off a defenders hand. **Detroit (11/23):** Established career-highs with four catches for 25 yards while starting at tight end. **Kansas City (12/4):** Started at tight end and recorded a career-high with 27 yards receiving on three catches in the Patriots 30-24 win over the Chiefs.

**1999 (16/2):** Played in every game for the Patriots, including two starts at tight end ... Caught seven passes in seven different games for a total of 66 yards. **N.Y. Jets (9/12):** Caught the first reception of his NFL career, a 9-yard pass from Drew Bledsoe in the first quarter. **N.Y. Jets (11/15):** Credited with a 13-yard reception. **Miami (11/21):** Made his first start of the season when the Patriots opened in double tight end formation ... Started opposite Ben Coates. **Dallas (12/5):** Started his second game of the season, his first in single tight end formation.

**1998 (16/4, 1/1):** Played in every game for the Patriots, starting four regular season and one playoff game opposite Ben Coates when the Patriots opened games in double-tight end formation ... He did not record any offensive statistics in those games ... Made his NFL debut in the season opener at Denver (9/7), but saw limited action as a run-blocking tight end in short-yardage situations ... Made his NFL starting debut the following week vs. Indianapolis (9/13) when the Patriots opened the game in double-tightend formation ... Also started at Buffalo (11/14), at Pittsburgh (12/5), in the season finale at the New York Jets (12/27) and in the Patriots playoff game at Jacksonville (1/3/99).

## College

Started 16 of 47 games for the Crimson Tide (1994-97) at tight end and caught 23 passes for 259 yards and one touchdown. **1997 (Senior):** Missed spring drills with a knee sprain, but returned in the fall and started every game for the Tide ... He caught 15 passes for 160 yards (10.7 avg.) and a touchdown ... Credited with 75 knockdown blocks as a senior. **1996 (Junior):** Appeared in every game and made three starts as a junior ... Caught seven passes for 91 yards (13.0 avg.) and was credited with a team-leading 63 knockdown blocks - seven of which resulted in Alabama touchdowns ... Also credited with a special teams tackle. **1995 (Sophomore):** Played in every

game, starting the last two games of the season ... Credited with 33 knockdown blocks despite limited playing time. **1994 (Freshman):** Played in all 13 games as a true freshman as a reserve tight end and on special teams.

## Personal

Rodrick Almar Rutledge was born the son of Rose and Wallace Rutledge on Aug. 12, 1975 in Birmingham, Ala. ... Starred in football at Erwin High in Birmingham, Ala. and caught 19 passes for 331 yards and four touchdowns as a senior to earn all-state honors by the *Birmingham News* ... Rated the state's sixth-best prospect by the *Birmingham Post-Herald* ... Competed on both offense and defense ... Named the team's "Lifter of the Year" for his performance in the Tide's off-season conditioning program ... Rod and his wife, Roydena, have one daughter, Rodrika (4/5/97).

## RUTLEDGE'S BLUEPRINTS

- ★ Rod caught his first career touchdown pass, a 2-yard reception from Drew Bledsoe, at Cleveland (11/12/00).
- ★ Rod earned "Lifter of the Year" honors for his weight-training acumen at Alabama.

## SINGLE-GAME CAREER HIGHS

### Regular Season

**Receptions:** 4 at Detroit (11/23/00)  
**Yards:** 27 vs. Kansas City (12/4/00)  
**Touchdowns:** 1 at Cleveland (11/12/00)

## ROD RUTLEDGE

Pos: TE		Ht: 6-5		Wt: 265		Year: 4		Acq: D2b-98 (54th)		College: Alabama		Born: 8/12/75									
Regular Season			Receiving				Fumbles		Tackles		Postseason										
Year	Team	G/S	No	Yds	Avg	Lg	TD	No	Lost	SpT	Misc	G/S	Rec	Yds	Avg	Lg	TD	Fm	Lst	SpT	Misc
1998	Patriots	16/4	0	0	0.0	0	0	0	0	0	0	1/1	0	0	0.0	0	0	0	0	0	0
1999	Patriots	16/2	7	66	9.4	13	0	1	1	1	0	--	-	-	-	-	-	-	-	-	-
2000	Patriots	16/11	15	103	6.9	16	1	0	0	0	1	--	-	-	-	-	-	-	-	-	-
Totals-3 Years		48/17	22	169	7.7	16	1	1	1	1	1	1/1	0	0	0.0	0	0	0	0	0	0





# KATO SERWANGA

## CORNERBACK

**6-0 ★ 202<sup>LBS</sup> ★ ACQ: FA-98**  
**YEARS NFL/PATRIOTS: 3/3**  
**CAREER GP/GS: 31/3 (0/0)**  
**CALIFORNIA ★ BUSINESS**  
**DOB 7/23/76 ★ KAMPALA, UGANDA**



## Pronunciation: kah-TOE SIR-wahn-gah Career Transactions

Kato Serwanga originally signed with the New England Patriots as a rookie free agent following the 1998 NFL draft on April 24, 1998 ... Waived (8/30/98) and re-signed to the practice squad (8/31/98) ... Activated to 53-man roster on Dec. 1, 1998 ... Re-signed a one-year deal on April 3, 2000.

## Career Highlights

★ **Career GP/GS: 31/3 (0/0)**

- ★ Serwanga was the only member of the Patriots defensive secondary who recorded multiple sacks (2.0) during the 2000 season. He has three sacks during his NFL career.
- ★ Serwanga has also proven to be a disruptive force on the Patriots defense, forcing and recovering three fumbles during his career.
- ★ Recorded a team-high 16 tackles, including his first career sack vs. Buffalo (12/26/99). His 16 tackles tied Lawyer Milloy's single-game high for the season.
- ★ Intercepted the first pass of his NFL career when he picked off a Dave Brown pass, intended for Frank Sanders (10/31/99).
- ★ Serwanga made his starting debut at Philadelphia (12/19/99) when he replaced Ty Law at left cornerback due to an injury.

## Seasonal Reviews

**2000 (15/0):** Played in 15 games as reserve on defense and saw extensive playing time on special teams ... Finished the season with 23 defensive tackles (20 solos), including 2 sacks, 2 fumble recoveries, 1 forced fumble and 2 passes defended ... Also recorded 9 tackles on special teams. **Tampa Bay (9/3):** Recovered a fumble on the opening kickoff, forced by Larry Whigham, which resulted in a Patriots field goal ... Contributed 1 special teams tackle when he dropped

Karl Williams for no gain on a punt return and the Patriots limited him to 13 yards on 3 returns.

**Minnesota (9/17):** Registered one defensive tackle as the Patriots defense held the Vikings to 161 yards passing, their second-lowest output of the 2000 season ... Also had one special teams tackle as the Patriots were also able to hold them to only 8 yards on two punt returns. **Denver (10/1):** Notched his second career sack when he dropped Brian Griese for a 4-yard loss in the Patriots 28-19 win against the Broncos. **Indianapolis (10/8):** Credited with a season-high five defensive tackles in the Patriots 24-16 win over the Colts. **Buffalo (11/5):** Contributed one special teams tackle as the Patriots thwarted the Bills punt return unit, holding

them to 14 yards on three returns. **Detroit (11/23):** Sacked Charlie Batch for a 10-yard loss and forced and recovered a fumble which resulted in a Patriots field goal ... Also recorded a season-high two special teams tackles. **Kansas City (12/4):** Tied his season-high with five tackles (4 solos) and had one special teams tackle in the Patriots 30-24 victory over the Chiefs on Monday Night Football. **Miami (12/24):** Saw increased playing time on defense and recorded three defensive tackles (two solos) in season finale.

## SERWANGA'S BLUEPRINTS

- ★ Kato's twin brother Wasswa played with the Minnesota Vikings during the 2000 season. The two played on the same football team from high school through their sophomore years in college before transferring to play at rival Pac-10 schools.
- ★ Kato was born in Kampala, Uganda and moved to the U.S. when he was 4 years old.

**1999 (16/3):** Played in every game, starting the final three games of the regular season at left cornerback after Ty Law was placed on injured reserve with a broken bone in his right hand ... Used primarily as a special teams player early in the season, but saw his role grow into a nickel back and eventually into a defensive starter ... Finished the season with 49 tackles, including 41 solo stops and was tied for second on the team with three interceptions ... His 15 passes defended were second only to Law's 19 ... He was also credited with two forced fumbles and a fumble recovery ... Added five special teams tackles. **Cleveland (10/3):** Recovered his first career fumble in a 19-7 victory over the Browns. **Kansas City (10/10):** Forced his first career fumble when he stripped All-Pro tight end Tony Gonzalez of the ball to end a Chiefs scoring threat just before the half ... Finished the game with four defensive tackles, despite seeing limited playing



time as a reserve defensive back on passing downs. **Arizona (10/31):** Intercepted the first pass of his NFL career when he picked off a Dave Brown pass, intended for Frank Sanders, one of two passes defended in the game ... Finished with four tackles, including three assists. **Philadelphia (12/19):** Made his NFL starting debut at left cornerback, replacing the injured Ty Law ... Intercepted his second pass of the season, one of three passes defended on the day ... Recorded five tackles, including four solo stops. **Buffalo (12/26):** Started his second game of the season and led the team with 16 tackles, tying Lawyer Milloy's single-game high for the season ... Recorded his first career sack on a corner blitz when he dropped Doug Flutie for a 6-yard loss. **Baltimore (1/2/00):** Concluded a spectacular month with eight tackles against the Ravens ... Intercepted a third quarter pass by Tony Banks in the end zone to end a scoring threat and preserve a 20-3 victory ... It was his third interception of the year ... Only Lawyer Milloy (4) had more interceptions for the Patriots in 1999.

## College

A two-year starter at the University of California, after transferring from Pacific in 1996 ... Recorded 75 tackles in two seasons at Cal and was credited with five interceptions and five forced fumbles ... Combining his four-year collegiate totals, Serwanga played in 41 games, totaled 161 tackles, two sacks, 13 interceptions, 26 passes defended, seven forced fumbles and four fumble recoveries. **1997 (Senior):** Played in 11 games and recorded 35 tackles. **1996 (Junior):** Transferred to Cal after Pacific dropped its football program ... Credited with 40 tackles and intercepted four

passes in his first year at Cal ... Forced three fumbles. **1995 (Sophomore):** Transferred from Sacramento State to Pacific, where he played in seven games and was credited with 41 tackles and four interceptions. **1994 (Freshman):** Played in 11 games as Sacramento State and earned Rookie of the Year honors after starting every game and finishing the year with 45 tackles and four interceptions.

## Personal

Kato Serwanga was born the son of Robina and Patrick Serwanga in Kampala, Uganda on July 23, 1976 ... Moved to Sacramento, Calif. with his family when he was 4 years old ... His identical twin, Wasswa, played with Kato at every level through their sophomore seasons in college, until transferring to rival Pac-10 schools as juniors. Wasswa is now a member of the Minnesota Vikings.

## SINGLE-GAME CAREER HIGHS

### Regular Season

<b>Tackles:</b>	16 vs. Buffalo (12/26/99)
<b>Solo:</b>	14 vs. Buffalo (12/26/99)
<b>Assists:</b>	3 at Arizona (10/31/99)
<b>Interceptions:</b>	1 vs. Baltimore (1/2/00) at Philadelphia (12/19/99) at Arizona (10/31/99)
<b>Sacks:</b>	1 at Detroit (11/23/00) at Denver (10/1/00) vs. Buffalo (12/26/99)

## KATO SERWANGA

**Pos:** CB **Ht:** 6-0 **Wt:** 202 **Year:** 3 **Acq:** FA-98 **College:** California **Born:** 7/23/76

Regular Season		Tackles						Interceptions						Miscellaneous					
Year	Team	G/S	TT	UT	A	S	Yds	No	Yds	Avg	Lg	TD	PD	FF	FR	Yds	TD	SpT	
1999	Patriots	16/3	49	41	8	1	6	3	2	0.7	2	0	15	2	1	0	0	5	
2000	Patriots	15/0	23	20	3	2	14	0	0	0.0	0	0	2	1	2	0	0	9	
<b>Totals-2 years</b>		<b>31/3</b>	<b>72</b>	<b>61</b>	<b>11</b>	<b>3</b>	<b>20</b>	<b>3</b>	<b>2</b>	<b>0.7</b>	<b>2</b>	<b>0</b>	<b>17</b>	<b>3</b>	<b>3</b>	<b>0</b>	<b>0</b>	<b>14</b>	

## SERWANGA'S CAREER GAME-BY-GAME

1999	Opponent	P/ST/UT	A	S/Yd	I/Yds	PDDFFRS	SpT	Score	2000	Opponent	P/ST/UT	AS/Yds	I/Yds	PDDFFRS	SpT	Score
09/12	at N.Y. Jets	p 0 0 0	-	-	-	-	-	1 W 30-28	09/03	Tampa Bay	p 0 0 0	-	-	-	-	1 L 16-21
09/19	Indianapolis	p 0 0 0	-	-	-	-	-	1 W 31-28	09/11	at N.Y. Jets	p 0 0 0	-	-	-	-	1 L 19-20
09/26	N.Y. Giants	p 0 0 0	-	-	-	-	1 -	W 16-14	09/17	Minnesota	p 1 1 0	-	-	-	-	1 L 13-21
10/03	at Cleveland	p 1 1 0	-	-	-	-	1 -	W 19-07	09/24	at Miami	p 2 2 0	-	-	-	-	L 3-10
10/10	at Kansas City	p 4 4 0	-	-	-	-	1 -	L 14-16	10/01	at Denver	p 1 1 0	1/4	-	-	-	W 28-19
10/17	Miami	p 3 2 1	-	-	-	-	2 -	L 30-31	10/08	Indianapolis	p 5 5 0	-	-	-	1 -	W 24-16
10/24	Denver	p 2 2 0	-	-	-	-	2 -	W 24-23	10/15	N.Y. Jets	p 0 0 0	-	-	-	-	1 L 17-34
10/31	at Arizona	p 4 1 3	-	-	1	2	2 -	1 W 27-03	10/22	at Indianapolis	inactive				-	L 23-30
11/15	N.Y. Jets	p 0 0 0	-	-	-	-	-	L 17-24	11/05	Buffalo	p 0 0 0	-	-	-	-	1 L 13-16
11/21	at Miami	p 0 0 0	-	-	-	-	-	L 17-27	11/12	at Cleveland	p 2 2 0	-	-	-	1 -	L 11-19
11/28	at Buffalo	p 2 2 0	-	-	-	-	-	L 07-17	11/19	Cincinnati	p 1 1 0	-	-	-	-	W 16-13
12/05	Dallas	p 2 2 0	-	-	-	-	-	W 13-06	11/23	at Detroit	p 1 1 0	1/10	-	-	-	1 2 L 9-34
12/12	at Indianapolis	p 2 2 0	-	-	-	-	1 -	L 15-20	12/04	Kansas City	p 5 4 1	-	-	-	-	1 W 30-24
12/19	at Philadelphia	S 5 4 1	-	-	-	1	0 -	3 L 09-24	12/10	at Chicago	p 1 1 0	-	-	-	-	1 L 17-24
12/26	Buffalo	S1614	2	1	6	-	1 -	1 Lot10-13	12/17	at Buffalo	p 1 0 1	-	-	-	-	Wot13-10
01/02	Baltimore	S 8 7 1	-	-	1	0	2 1 -	W 20-03	12/24	Miami	p 3 2 1	-	-	-	-	L 24-27
Season Totals		16/34941	8	1	6	3	215	2	1	5						8-8
				</												





**5-11 ★ 200<sup>lbs</sup> ★ ACQ: UFA (MIA)-01**  
**YEARS NFL/PATRIOTS: 7/1**  
**CAREER GP/GS: 80/70 (3/0)**  
**STEPHEN F. AUSTIN ★ BUSINESS**  
**DOB 11/11/73 ★ ALAMEDA, CA**

## Career Transactions

Terrance Shaw was signed by the New England Patriots on March 22, 2001 ... Originally drafted by the San Diego Chargers in the second round (34th overall) of the 1995 NFL draft ... Released by the Chargers (3/21/00) ... Signed with the Miami Dolphins as a free agent (6/13/00).

## Career Highlights

★ **Career GP/GS: 80/70 (3/0)**

★ Through six seasons in the NFL, Shaw has totaled 298 tackles (263 solos), 8 interceptions and 62 passes defended.

★ Shaw recorded a career-high 85 tackles (72 solos) during the 1996 season with the San Diego Chargers.

★ Led the Chargers in passes defended with 22 in 1997 and 15 in 1996.

## Seasonal Reviews

**2000 (11/3 - Miami):** Played in 11 games, including three starts and recorded 22 tackles (18 solos) ... Added one interception and three passes defended ... Recorded seven special teams tackles ... Missed the final two weeks of the season with an injured knee. **Baltimore (9/17):**

Made his Dolphin debut on special teams. **Cincinnati (10/1):** Registered his first tackle as a Dolphin. **Buffalo (10/8):** Started as a fifth defensive back and recorded two tackles. **Green Bay (10/29):** Started as fifth defensive back and established a Dolphin-high with six tackles ... Part of Miami defense that held Brett Favre and the Packers to only 186 yards passing. **Detroit (11/8):** Started as fifth defensive back and recorded one tackle in the Dolphins 23-8 victory. **San Diego (11/12):** Registered five tackles and one pass defended as the Dolphins limited the Chargers to only 238 total yards. **N.Y. Jets (11/19):** Tied a season-high with six tackles and also recorded two passes defended, including one interception, picking off a Vinny Testaverde pass in the end zone ... It was his first interception as a member of the Dolphins ... Part of defense which held the Jets to 106 yards passing.

## SHAW'S BLUEPRINTS

★ Terrance and then-teammate Norman Hand won the 1999 NFL Arm Wrestling Championships.

★ Terrance has attempted two rushes during his career, both on fake punt attempts. Both times he gained a first down, moving 26 yards on his first try and 39 on his second.

**1999 (8/8 - San Diego):** Started in all eight games he played in with the Chargers and recorded 24 tackles (21 solos) ... Added three passes defended and four stops on special teams ... Listed inactive for each of the final six contests with an injured left knee. **Cincinnati (9/19):** Started season opener and recorded two tackles in the Chargers 34-7 victory. **Seattle (10/17):** Returned to starting line-up and recorded two tackles in 13-10 win. **Kansas City (10/31):** Started and gathered four tackles (3 solos). **Denver (11/7):** Posted a season-high nine tackles (9 solos). **Oakland (11/14):** Recorded four tackles (3 solos) while starting at cornerback.

**1998 (13/13 - San Diego):** Opened all 13 games in which he played at right cornerback ... Finished the year with 40 total tackles (35 solo), two interceptions and ten passes defended ... Added five special teams tackles. **Buffalo (9/6):** Opened the season with a bang, recording nine tackles (9 solos) and intercepting a pass in 16-14 victory over the Bills. **Baltimore (11/15):** Recorded an interception, along with one tackle in 14-13 victory over the Ravens. **Oakland (12/20):** Returned to the starting line-up after missing three weeks with an injured knee and collected six tackles (5 solos).

**1997 (16/16 - San Diego):** Started all 16 games at right cornerback for the second straight season ... Ranked fourth on the team with 71 tackles (66 solo) ... Led the team with 22 passes defended for the second consecutive season ... Also recorded one interception. **New Orleans (9/7):** Registered a season-high eight tackles. **Carolina (9/14):** Followed with six tackles (6 solos). **Seattle (9/21):** Recorded one interception and returned it 11 yards. **Atlanta (12/7):** Credited with five tackles as the Chargers held the Falcons to 204 total yards, the lowest total they yielded during the season.

**1996 (16/16 - San Diego):** Started all 16 games at right cornerback ... Recorded a career-high 85 tackles (72 solo) ... Also came up with a career-best three interceptions totaling 78 yards ... Led the Chargers with 15 passes defended ... Ranked third on the squad in tackles



and second in interceptions ... Contributed four stops on special teams. **Seattle (9/1)**: Opened the season with three tackles and his first interception of the season. **Oakland (10/21)**: Recorded four tackles and his second interception of the season. **Indianapolis (11/3)**: Intercepted a Jim Harbaugh pass and returned it for a career-long 36 yards ... Added seven tackles in 26-19 Charger win. **Kansas City (11/24)**: Notched a career-best 11 tackles (10 solos) in 28-14 win over the Chiefs.

**1995 (16/14 - San Diego)**: Started 14 of the 16 games in which he played at right cornerback during his rookie season ... Finished seventh on the team with 56 total tackles (51 solo) ... Also intercepted a pass and defended nine others ... Registered four tackles on special teams. **Oakland (9/3)**: Started his first NFL game and recorded four tackles. **Philadelphia (9/17)**: Credited with seven tackles in 27-21 win over the Eagles. **Dallas (10/15)**: Left game with a broken thumb but displayed tremendous toughness when he returned later in contest with a cast. **Seattle (10/22)**: Recorded his first career interception despite wearing cast, when he picked off a Rick Mirer pass and returned it 31 yards. **Denver (11/19)**: Posted a season-high seven tackles. **Cleveland (12/3)**: Equaled his season-high with seven tackles.

## College

Was a four-year letterman (1991-94) and three-year starter at Stephen F. Austin ... Was a first-team Division I-AA All-America and a first-team All-Southland Conference selection as a senior when he totaled 51

tackles, six interceptions and 12 passes defended ... Was an honorable mention all-conference choice as a junior when he tallied a career-high 67 tackles ... Started each of the first five games of his sophomore season at right cornerback ... Missed the final six contests, however, after undergoing surgery to repair a torn anterior cruciate ligament in his right knee ... Majored in business.

## Personal

Terrance Bernard Shaw was born Nov. 11, 1973 ... Earned all-district and all-region first-team honors as a senior at Marshall (Texas) High School ... Shaw and then-teammate Norman Hand won the 1999 NFL Arm Wrestling Championships ... Terrance and his wife, Dolores, have two children, Ashley and Terrance, Jr.

### SINGLE-GAME CAREER HIGHS

#### Regular Season

**Tackles:** 11 at Kansas City (11/24/96)  
9 vs. Denver (11/7/99)  
9 vs. Buffalo (9/6/98)

**Solo:** 10 at Kansas City (11/24/96)  
9 vs. Denver (11/7/99)  
9 vs. Buffalo (9/6/98)

**Interceptions:** 1 (eight times) Most Recent:  
vs. N.Y. Jets (11/19/00)

**Int. Return Yds:** 36 at Indianapolis (11/3/96)

## TERRANCE SHAW

**Pos:** CB **Ht:** 5-11 **Wt:** 200 **Year:** 7th **Acq:** UFA (MIA)-01 **College:** Stephen F. Austin **Born:** 11/11/73

### Regular Season

#### Tackles

#### Interceptions

#### Miscellaneous

Year	Team	G/S	TT	UT	A	S	Yds	No	Yds	Avg	Lg	TD	PD	FF	FR	Yds	SpT	Blk
1995	Chargers	16/14	56	51	5	0	0	1	31	31.0	31	0	9	0	0	0	4	0
1996	Chargers	16/16	85	72	13	0	0	3	78	26.0	36	0	15	0	0	0	4	0
1997	Chargers	16/16	71	66	5	0	0	1	11	11.0	11	0	22	0	1	0	0	0
1998	Chargers	13/13	40	35	5	0	0	2	0	0.0	0	0	10	0	0	0	5	0
1999	Chargers	8/8	24	21	3	0	0	0	0	0.0	0	0	3	0	0	0	4	0
2000	Dolphins	11/3	22	18	4	0	0	1	0	0.0	0	0	3	0	0	0	7	0
<b>Totals-6 Years</b>		<b>80/70</b>	<b>298</b>	<b>263</b>	<b>35</b>	<b>0</b>	<b>0</b>	<b>8</b>	<b>120</b>	<b>15.0</b>	<b>36</b>	<b>0</b>	<b>62</b>	<b>0</b>	<b>1</b>	<b>0</b>	<b>24</b>	<b>0</b>

### Postseason

#### Tackles

#### Interceptions

#### Miscellaneous

Year	Team	G/S	TT	UT	A	S	Yds	No	Yds	Avg	Lg	TD	PD	FF	FR	Yds	SpT	Blk
1995	Chargers	1/0	1	1	0	0	0	0	0	0	0	0	0	0	0	0	0	0
2000	Dolphins	2/0	0	0	0	0	0	0	0	--	0	0	0	0	0	0	0	0
<b>Totals-2 Years</b>		<b>3/0</b>	<b>1</b>	<b>1</b>	<b>0</b>	<b>0</b>	<b>0</b>	<b>0</b>	<b>0</b>	<b>0</b>	<b>0</b>	<b>0</b>	<b>0</b>	<b>0</b>	<b>0</b>	<b>0</b>	<b>0</b>	<b>0</b>

### Additional Stats

**Rushing:** 1996 (1 for 26 yards on a fake punt); 2000 (1 for 39 yards on a fake punt).

**Fumbles:** 2000 (1 for 0 yards)





# TONY SIMMONS

## WIDE RECEIVER

**6-1 ★ 212<sup>LBS</sup> ★ ACQ: D2A-98 (52<sup>ND</sup>)**  
**YEARS NFL/PATRIOTS: 4/4**  
**CAREER GP/GS: 38/9 (1/0)**  
**WISCONSIN ★ CONSTRUCTION ADMINISTRATION**  
**DOB 12/8/74 ★ CHICAGO, IL**



## Career Transactions

Tony Simmons was drafted in the second round (52nd overall) of the 1998 NFL draft with a pick obtained from the New York Jets along with a third-round 1997 selection (Sedrick Shaw), a fourth-round 1997 selection (Damon Denson), and a first-round 1999 selection (Andy Katzenmoyer) as compensation for the loss of Head Coach Bill Parcells in 1997 ... Signed by the Patriots on July 18, 1998 ... Allocated to the Barcelona Dragons of NFL Europe (2/12/01).

## Career Highlights

★ **Career GP/GS: 38/9 (1/0)**

★ Simmons turned in back-to-back big plays at the end of the first half vs. Indianapolis (10/8/00). He picked up a squib kick and returned it 39 yards, getting out of bounds with three seconds remaining in the half. On the next play, he caught a 44-yard Hail Mary pass for a touchdown.

★ Made his NFL starting debut at Miami (10/24/98) and recorded first career reception, a 43-yard pass from Drew Bledsoe.

★ Started the following week at Indianapolis (11/1) and led the team with 109 yards receiving on just four receptions (27.3 avg.), including a season-long 63-yard touchdown.

### SIMMONS' BLUEPRINTS

★ Tony excelled during his NFL Europe experience and led the Barcelona Dragons to the 2001 World Bowl.

★ During the 2000 offseason, Tony worked part-time for Gilbane Construction in Providence.

★ Tony was timed at 4.35 in the 40-yard dash, the fastest time reported in the 1998 NFL draft.

during the 2001 season, while catching four passes for 100 yards versus Frankfurt in Week Seven.

**2000 (12/2):** Started in two of 12 games and recorded 14 catches for 231 yards, including a touchdown ... Returned four kickoffs for 82 yards (20.5 avg.). **Tampa Bay (9/3):** Started at wide receiver and caught one pass for nine yards. **Denver (10/1):** Caught an 11-yard pass which set up Drew Bledsoe's 9-yard touchdown pass to Terry Glenn. **Indianapolis (10/8):** Picked up a squib kick and returned it 39 yards, getting out of bounds with three seconds remaining in the half and on the next play, he caught a 44-yard Hail Mary pass for a

touchdown ... It was his only touchdown catch of the season. **N.Y. Jets (10/15):** Snared a season-high three passes, including his longest reception of the season, a 46-yarder ... His 46-yard reception, set up Kevin Faulk's 9-yard touchdown run. **Indianapolis (10/22):** Made 11-yard catch on 18-play, 89-yard drive culminating in Drew Bledsoe's 19-yard touchdown pass to J.R. Redmond. **Cleveland (11/12):** Hauled in 11-yard reception on third-and-10 to sustain drive resulting in 2-yard touchdown pass from Drew Bledsoe to Rod Rutledge.

## Seasonal Reviews

**2001 (NFL Europe-Barcelona):** Starred at wide receiver for the regular-season champion Barcelona Dragons of NFL Europe ... Finished the season with 32 catches for 538 yards and caught seven touchdowns ... He finished sixth in receiving yards and second in receiving touchdowns ... Recorded two touchdown receptions three times during the season ... Led all receivers with 141 yards on nine catches, including two touchdowns vs. Rhein in Week Three ... Snared the game-winning 19-yard touchdown reception for the win in overtime against Rhein ... Led all receivers with 120 yards receiving on three catches, including two touchdowns (34 and 74 yards) vs. Amsterdam in Week Four ... Recorded two touchdown passes for the third time

**1999 (15/1):** Played in 15 games for the Patriots, including one start ... Finished the season with 19 receptions for 276 yards and two touchdowns ... His 19 receptions ranked seventh on the team while his 276 yards receiving was fifth ... His longest reception of the season was a 58-yard touchdown ... Had one 100-yard receiving game, the second of his career. **N.Y. Jets (9/12):** Played a significant role in the Patriots 30-28 come-from-behind victory at New York when he scored on a 58-yard touchdown pass from Bledsoe in the second quarter ... It was the second-longest reception of his career (63 yards vs. Indianapolis on Nov. 1, 1998). **Cleveland (10/3):** Contributed 29 yards on four receptions in a 19-7 victory over the Browns. **Kansas City (10/10):** Named Miller Lite Player of the Game for the first time of his career after recording a career-high with seven receptions for 107 yards ... It was the second 100-yard game of his career (109 yards vs.



Indianapolis on Nov. 1, 1998) ... Had a 39-yard reception to the Chiefs 10-yard line on a fourth quarter scoring drive which brought the Patriots to within two points with 2:43 remaining in the game ... A missed 32-yard field goal attempt with :09 remaining in the game resulted in a 16-14 loss, their first of the season ... Had 17 receptions through the first six games of the season.

**1998 (11/6, 1/0):** Started six of 11 games for the Patriots, filling in for injured veterans Terry Glenn, Vincent Brisby and Troy Brown ... Finished his rookie campaign with 23 receptions for 474 yards and three touchdowns ... His 20.6-yard average per reception ranked second on the team ... His three touchdowns was tied for second on the team, despite only 23 receptions (tied for fifth on the team) ... His 474 yards receiving ranked fourth ... Opened the season listed among the Patriots inactives prior to each of the first five games of the season ... Made his NFL debut vs. the New York Jets (10/18), but was not on the receiving end of any passes ... Made his NFL starting debut the following week at Miami (10/24), replacing an injured Terry Glenn, and caught his first career pass - a 47-yard aerial from Bledsoe ... Started the following week at Indianapolis (11/1) and led the team with 109 yards receiving on just four receptions (27.3 avg.), including a season-long 63-yard touchdown ... Started his third consecutive week vs. Atlanta (11/8) and led the team for the second week in a row with 95 yards receiving ... Shared time with Vincent Brisby the following week at Buffalo (11/28) and caught two passes for 48 yards, including a 37-yard touchdown pass ... It was his fourth reception of 37 yards or more in the last four games ... Started for the fourth time in five weeks vs. Miami (11/23) and caught four passes for 53 yards to help the Patriots to a dramatic 26-23, come-from-behind victory ... Returned to spot duty when Glenn returned to the starting lineup vs. Buffalo (11/29) ... Caught just two passes in the next three games ... Returned to the starting lineup for each of the final two games of the regular season after Glenn was placed on injured reserve with a fractured ankle ... Started and led the team with five receptions for 56 yards in a critical late season victory over San Francisco (12/20), helping the team to clinch a playoff berth for the third consecutive year ... Hailed a 44-yard touchdown pass from Scott Zolak in the season finale at the New York Jets (12/27) ... The 44-yard reception was his fifth of 37 yards or more during his rookie campaign ... He did not start at Jacksonville (1/3/99) when the team opened their playoff game in double-tight end formation, but he was the primary receiver opposite Shawn Jefferson and caught three passes for 42 yards in the game.

## College

Simmons was a four-year letterman at Wisconsin (1994-97) ... He started 32 of 44 games during his collegiate career and finished with 99 receptions for 1991 yards (20.1 avg.) and 23 touchdowns ... His 23 touchdown receptions set a school record, breaking Al

Toon's mark of 19 set in 1983. **1997 (Senior):** Started 10 of 13 games and finished second on the team with 28 receptions for 553 yards and five touchdowns ... Earned honorable mention all-conference honors ... Grabbed six passes for 158 yards and a 38-yard touchdown in a 26-25 victory over Northwestern to earn Player of the Game honors ... His 158 yards receiving was a personal best and the most by a Badger since 1990 ... Beat Heisman Trophy winner Charles Woodson in the corner of the end zone for a 21-yard touchdown vs. Michigan. **1996 (Junior):** Started the first eight games of the season and caught 20 passes for 346 yards (17.3 avg.) and three touchdowns before fracturing his foot and missing the final five games of the year. **1995 (Sophomore):** Started 10 of 11 games played and became just the fifth receiver in school history to gain over 500 yards in two consecutive seasons ... Finished the season with 504 yards and seven touchdowns on 29 receptions (17.4 avg.). **1994 (Freshman):** Started four of 12 games played and finished the season with 22 receptions for 588 yards (26.7 avg.) and eight touchdowns ... His eight touchdown receptions ranked second in Badger history (Al Toon) ... His six other touchdown receptions that year were from 13, 31, 32, 34, 61 and 63 yards out. **1993 (Redshirt):** Red-shirted as a freshman.

## Personal

Tony DeAngelo Simmons was born the son of Dorothy Simmons on Dec. 8, 1974 in Chicago, Ill. ... He attended St. Rita High in Chicago, Ill. and earned prep All-American honors ... He caught 36 passes for 628 yards (17.4 avg.) and four touchdowns as a senior and earned All-Midwest and all-area accolades ... He also starred in track as a two-time MVP ... The *Chicago Sun-Times* named him Prep Athlete of the Year ... He captured the 100- and 200-meter dash titles in the state finals ... Earned high grades and was a member of the Silver Academic Honor Roll in high school ... Graduated in May of 1997 with a degree in construction administration ... During the 2000 offseason, he worked part-time for Gilbane Construction out of Providence, R.I. ... His construction team spent most of spring 2000 working on Building C and the garage at Fidelity's regional campus in Smithfield, R.I.

## SINGLE-GAME CAREER HIGHS

### Regular Season

<b>Receptions:</b>	7	at Kansas City (10/10/99)
<b>Yards:</b>	109	at Indianapolis (11/1/98)
<b>Average (min 3):</b>	27.3	at Indianapolis (11/1/98)
<b>Longest Rec.:</b>	63	at Indianapolis (11/1/98)
<b>Touchdowns:</b>	1	5 times, most recent vs. Miami (10/17/99)

### Postseason

<b>Receptions:</b>	3	at Jacksonville (1/3/99)
<b>Yards:</b>	42	at Jacksonville (1/3/99)
<b>Average:</b>	14.0	at Jacksonville (1/3/99)
<b>Longest Rec.:</b>	16	at Jacksonville (1/3/99)



# TONY SIMMONS

Pos: WR Ht: 6-1 Wt: 212 Year: 4th Acq: D2a-98 (52nd) College: Wisconsin Born: 12/8/74

Regular Season			Receiving					Kick Returns					Fum		Tkl		Playoff Statistics					
Year	Team	G/S	No	Yds	Avg	Lg	TD	No	Yds	Avg	Lg	TD	No	Lost	SpT	Misc	G/S	No	Yds	Avg	Lg	TD
1998	Patriots	11/6	23	474	20.6	63t	3	0	0	0.0	0	0	0	0	0	1	1/0	3	42	14.0	16	0
1999	Patriots	15/1	19	276	14.5	58t	2	6	132	22.0	29	0	1	1	3	0	-	-	-	-	-	-
2000	Patriots	12/2	14	231	16.5	46	1	4	82	20.5	39	0	0	0	0	2	-	-	-	-	-	-
Totals-3 Years		38/9	56	981	17.5	63t	6	10	214	21.4	39	0	1	1	3	3	1/0	3	42	14.0	16	0



## TORRANCE SMALL

### WIDE RECEIVER

**6-3 ★ 220-LBS ★ ACQ: FA-01 (PHI)**  
**YEARS NFL/PATRIOTS: 10/1**  
**CAREER GP/GS: 130/56 (3/2)**  
**ALCORN STATE ★ GENERAL STUDIES**  
**DOB 9/4/70 ★ TAMPA, FL**



## Career Transactions

Torrance Small was signed by the Patriots as a veteran free agent on May 31, 2001 ... Originally drafted by the New Orleans Saints in the fifth round (138th overall) of the 1992 NFL draft ... Waived by the Saints (9/3/92) ... Placed on the Saints practice squad (9/5/92) ... Signed to the Saints active roster (9/19/92) ... Released by the Saints (5/28/97) ... Signed by the St. Louis Rams (6/9/97) ... Signed with the Indianapolis Colts as an unrestricted free agent (4/14/98) ... Joined the Eagles as an unrestricted free agent (2/16/99) ... Released by the Eagles (3/1/01).

## Career Highlights

★ **Career GP/GS: 130/56 (3/2)**

★ Small is a nine-year veteran who has started 56 of 130 games played and has 342 career receptions for 4,573 yards and 31 touchdowns.

★ Small has been very durable during his nine years in the NFL, playing in 130 of a possible 145 games.

★ For the past two seasons, he was a starter for the Philadelphia Eagles and led the Eagles with 49 receptions for 655 yards and four touchdowns in 1999. Last season, his 40 receptions for 569 yards both ranked third on the team.

★ Became the first Eagle wide receiver since Mike Quick in 1986 to catch three touchdowns of 50 or more yards in 1999 (84, 63 and 50 yards).

★ Small scored a career-high with seven touchdown receptions and totaled 45 catches for 681 yards (15.1-yard avg.) while with the Indianapolis Colts in 1998.

★ Set a career-high with 200 yards receiving while with the Saints in 1994. His performance included two scores of 36 and 75 yards. His 200 yards receiving still ranks as the second best effort in Saints history.

★ Signed with the Patriots on May 31, 2001 the same day as former Eagle teammate Charles Johnson. The two also signed with the Eagles on the same day, Feb. 16, 1999.

## Seasonal Reviews

**2000 (14/14 - Philadelphia):** Finished third on the Eagles with 40 catches for 569 yards and three touchdowns ... It was the fifth time during

his nine-year career that he caught 40 or more passes ... He helped lead Philadelphia to an 11-5 record last season and their first playoff win since 1995. **New Orleans (9/24):** Grabbed five passes for 74 yards in 21-7 victory over the Saints. **Atlanta (10/1):** Started and recorded a season-high 122 receiving yards on four receptions, including a 70-yard touchdown reception ... His 70-yard catch was the longest of the season for the Eagles.

**Arizona (10/15):** Totaled 44 yards receiving on five catches in the Eagles 33-14 victory over the

Cardinals. **Pittsburgh (11/12):** Snared three passes for 42 yards as the Eagles beat the Steelers 26-23.

**Tennessee (12/3):** Led all Eagle receivers with five catches for 55 yards. **Cleveland (12/10):** Led the Eagles in receptions, with seven, for second consecutive week ... Totaled 92 receiving yards, including touchdowns of 24 and eight yards ... The Eagles

## SMALL'S BLUEPRINTS

★ Torrance went back to school and received his degree in general studies from Alcorn State in 2000.

★ At 6-foot-3-inches and 220 pounds, Small is the tallest wide receiver on the Patriots roster.

★ Torrance caught the first ever two-point conversion in New Orleans Saints history in 1994.



defeated the Browns 35-24 and qualified for the playoffs for the first time since 1996. **Tampa Bay (12/31):** Grabbed three passes for 30 yards in the Eagles 21-3 Wild Card victory over the Buccaneers ... It was the first playoff win for Philadelphia since 1985. **N.Y. Giants (1/7):** Tallied four catches for 39 yards, including a 10-yard score in the Eagles Divisional playoff game.

**1999 (15/15 - Philadelphia):** Led all Eagle receivers with 49 catches for 655 yards and four touchdowns ... His 49 catches tied the second-highest single-season mark of his career (1994) ... Became the first Eagle wide receiver since Mike Quick in 1986 to catch three touchdown passes of 50-yards or more (84, 63 and 50 yards) ... Those three touchdown receptions came from three different quarterbacks Doug Pederson (84 yds), Donovan McNabb (63) and Koy Detmer (50) ... Each score represented the quarterback's longest pass of the season. **Chicago (10/17):** Caught a season-high six passes for 50 yards. **N.Y. Giants (10/31):** Recorded a career-long 84-yard touchdown pass and finished with four catches for 119 yards and one score. **Indianapolis (11/21):** Equaled his season-high with six catches for 59 yards. **New England (12/19):** Scored two touchdowns (50 and 11 yards) ... Marked the fifth time in his career he recorded multiple touchdown receptions in one game. **St. Louis (1/2):** Led all Eagle receivers with six catches for 98 yards, including a 63-yard touchdown, in the season finale.

**1998 (16/4 - Indianapolis):** Played in all 16 games, with four starts and caught a career-high seven touchdown passes ... Tied Marvin Harrison for the team lead with seven scores ... Ranked fourth with 45 receptions and third with 681 yards receiving. **New England (9/13):** Snared a 3-yard touchdown pass, for his only reception of the game. **Buffalo (10/11):** Recorded four receptions for 48 yards, including a 3-yard touchdown reception in the fourth quarter. **Baltimore (11/29):** Established a career-high with nine catches for 153 yards, including a 24-yard touchdown. **Atlanta (12/6):** Earned his first start as a Colt and caught a 30-yard

touchdown. **Cincinnati (12/13):** Started and led the Colts with five catches for 57 yards, including a pair of 16-yard touchdowns ... Marked the fourth time in his career he recorded two touchdown catches in one game. **Seattle (12/20):** Recorded the third 100-yard effort of his career while starting at wide receiver, catching three passes for 120 yards, including catches of 48 and 53 yards.

**1997 (13/7 - St. Louis):** In his only season as a Ram, he caught 32 passes for 488 yards and one touchdown ... Ranked third on the team in yardage and fourth in receptions ... Started four early-season games in place of the injured Isaac Bruce. **New Orleans (8/31):** Started off the season on the right foot, catching three passes for 67 yards, including a 30-yard touchdown reception, in the Rams 38-24 victory. **San Francisco (9/7):** Registered a season-long 46-yard reception against the 49ers. **Atlanta (11/2):** Started at wide receiver and caught four passes for 49 yards. **Green Bay (11/9):** Registered second consecutive start and grabbed four passes for 38 yards.

**1996 (16/13 - New Orleans):** Logged a career-high 50 catches for 558 yards and two scores in his fifth season with the Saints ... Led the team in receptions (50) and was second in receiving yards (558) ... Played in all 16 games, including 13 starts ... Small missed only five of a possible 77 games during his five seasons with the Saints. **San Francisco (9/1):** Led the Saints with four catches for 52 yards. **Carolina (9/8):** Scored a 9-yard touchdown on the opening possession of the game. **Jacksonville (10/6):** Caught game-winning 6-yard touchdown pass with 1:45 remaining in the contest, giving the Saints a 17-13 victory ... Led the Saints with four catches for 59 yards. **Chicago (10/13):** Led the team for second consecutive week with six catches for 59 yards in 27-24 win over the Bears. **Tampa Bay (11/24):** Finished as top Saint receiver with six receptions for 85 yards. **St. Louis (12/1):** Scored the second rushing touchdown of his career on a 17-yard run ... Added three receptions for 38 yards.

**1995 (16/1 - New Orleans):** Played in all 16 games, including one start and totaled 38 receptions for 461 yards and five touchdowns ... Finished the season ranked fifth on the Saints in receptions and yards receiving ... Also rushed twice during the season, including a 44-yard touchdown run vs. Phi. (10/1).

**1994 (16/0 - New Orleans):** In his third season as a Saint he tallied a career-high 719 yards receiving and five touchdowns on 49 receptions. **Washington (9/11):** Accounted for the first ever, successful two-point conversion in Saints history when he caught a pass from Jim Everett. **LA Raiders (11/20):** Registered a season-high with eight receptions. **Denver (12/24):** Set a career-high with 200 yards receiving on 6 catches ... His performance still ranks as the second best effort in Saints history ... Added two scores, from 36 and 75 yards.

## SINGLE-GAME CAREER HIGHS

	Regular Season
Receptions	9 at Baltimore (11/29/98)
	8 at LA Raiders (11/20/94)
Yards	200 at Denver (12/24/94)
	153 at Baltimore (11/29/98)
	122 vs. Atlanta (10/1/00)
	120 at Seattle (12/20/98)
	119 vs. N.Y. Giants (10/31/99)
	84 vs. N.Y. Giants (10/31/99)
Long	75 at Denver (12/24/94)
	70 vs. Atlanta (10/1/00)
	2 at Cleveland (12/10/00)
Touchdowns	vs. New England (12/19/99)
	vs. Cincinnati (12/3/98)
	at Denver (12/24/94)



**1993 (11/0 - New Orleans):** In his second NFL season, Small totaled 164 yards receiving on 16 catches ... Added one touchdown reception.

**1992 (13/2 - New Orleans):** Started two of 13 games as a rookie and caught 23 passes for 278 yards and three touchdowns ... Part of Saints team that finished 12-4 and qualified for the playoffs ... Finished fourth on the team in receptions and fifth in receiving yards ... Spent the first three weeks of the season on the Saints practice squad.

## College

Finished his four-year career at Alcorn State with 140 catches for 2,527 yards and 16 touchdowns ... Named

first-team All-Southwestern Athletic Conference after gaining 1,068 yards on 55 receptions, including seven touchdowns his senior year.

## Personal

Torrance Ramon Small was born Sept. 4, 1970 in Tampa, FL ... Lettered in football, basketball and track at Thomas Jefferson HS ... Enjoys watching movies and barbecuing ... Former Dallas Cowboy running back Tony Dorsett was his childhood idol ... Torrance went back to school and received his degree in general studies from Alcorn State in 2000 ... Torrance and his wife, Denise, have a son, Devante, and daughter, Kayla.

## TORRANCE SMALL

Pos:	WR	Ht:	6-3	Wt:	220	Year:	10th	Acq:	FA-01 (PHI)	College:	Alcorn State	Born:	9/4/70							
Regular Season		Receiving						Rushing				Scoring			Postseason Receiving					
Year	Team	G/S	No	Yds	Avg	Lg	TD	No	Yds	Lg	TD	2pt	TTD	Pts	G/S	No	Yds	Avg	Lg	TD
1992	Saints	13/2	23	278	12.1	33	3	0	0	0	0	0	3	18	1/0	1	6	6.0	6	0
1993	Saints	11/0	16	164	10.3	17	1	0	0	0	0	0	1	6	-/-	-	-	-	-	-
1994	Saints	16/0	49	719	14.7	75t	5	0	0	0	0	1	5	32	-/-	-	-	-	-	-
1995	Saints	16/1	38	461	12.1	32t	5	6	75	44t	1	0	6	36	-/-	-	-	-	-	-
1996	Saints	16/13	50	558	11.2	41	2	4	51	22	1	0	3	18	-/-	-	-	-	-	-
1997	Rams	13/7	32	488	15.3	46	1	0	0	0	0	0	1	6	-/-	-	-	-	-	-
1998	Colts	16/4	45	681	15.1	53	7	1	2	2	0	0	7	42	-/-	-	-	-	-	-
1999	Eagles	15/15	49	655	13.4	84t	4	0	0	0	0	0	4	24	-/-	-	-	-	-	-
2000	Eagles	14/14	40	569	14.2	70t	3	1	1	1	0	1	3	20	2/2	7	69	9.9	12	1
Totals-9 Years		130/56	342	4573	13.4	84t	31	12	129	44t	2	2	33	202	3/2	8	75	9.4	12	1
Additional Statistics: Fumbles - 1996 (1); Fumbles Recovered - 1994 (1), 1995 (1); Passing - 1998 (1-0), 1999 (1-0), 2000 (1-0, 1 int.).																				

## SMALL'S CAREER GAME-BY-GAME

1992	Opponent	P/S	No	Yds	Avg	Lg	TD	W/L	Score	1993	Opponent	P/S	No	Yds	Avg	Lg	TD	W/L	Score
9/6	at Philadelphia							L	13-15	9/5	Houston							W	33-21
9/13	Chicago							W	28-6	9/12	at Atlanta							W	34-31
9/20	at Atlanta							W	10-7	9/19	Detroit	P	2	19	9.5	12	0	W	14-3
9/27	San Francisco	P	4	29	7.3	12	0	L	10-16	9/26	San Francisco	P	2	26	13.0	15	0	W	16-13
10/4	at Detroit	P	2	21	10.5	12	0	W	13-7	10/3	at L.A. Rams	P	1	13	13.0	13	0	W	37-6
10/11	L.A. Rams	P	0	0	0	0	0	W	13-10	10/17	at Pittsburgh	P	4	34	8.5	13	1	L	14-37
10/18	at Phoenix	P	1	10	10.0	10	0	W	30-21	10/24	Atlanta	P	5	55	11.0	17	0	L	15-26
11/1	Tampa Bay	P	2	55	27.5	33	0	W	23-21	10/31	at Phoenix	P	0	0	0	0	0	W	20-17
11/8	at New England	P	1	9	9.0	9	0	W	31-14	11/14	Green Bay						L	17-19	
11/15	at San Francisco	P	5	55	11.0	22t	1	L	20-21	11/22	at San Francisco						L	7-42	
11/23	Washington	P	1	8	8.0	8	0	W	20-3	11/28	at Minnesota	P	0	0	0	0	0	W	17-14
11/29	Miami	P	0	0	0	0	0	W	24-13	12/5	at Cleveland	P	1	6	6.0	6	0	L	13-17
12/3	Atlanta	P	1	9	9.0	9	0	W	22-14	12/12	L.A. Rams	P	1	11	11.0	11	0	L	20-23
12/13	at L.A. Rams	S	2	24	12.0	16t	1	W	37-14	12/20	N.Y. Giants						L	14-24	
12/20	Buffalo	P	4	58	14.5	27	1	L	16-20	12/26	at Philadelphia	P	0	0	0	0	0	L	26-37
12/26	at N.Y. Jets	S	0	0	0	0	0	W	20-0	1/2/94	Cincinnati	P	0	0	0	0	0	W	20-13
1992	Totals		13/2	23	278	12.1	33	3	12-4	1993	Totals		11/0	16	164	10.3	17	1	8-8



# SMALL'S CAREER GAME-BY-GAME (CONT.)

1994	Opponent	P/S	No	Yds	Avg	Lg	TD	W/L	Score
9/4	Kansas City	P	4	43	10.8	29	0	L	17-30
9/11	Washington	P	5	59	11.8	25	1	L	24-38
9/18	at Tampa Bay	P	0	0	0	0	0	W	9-7
9/25	at San Francisco	P	1	9	9.0	9	0	L	13-24
10/2	N.Y. Giants	P	2	21	10.5	11	0	W	27-22
10/9	at Chicago	P	0	0	0	0	0	L	7-17
10/16	San Diego	P	3	48	16.0	25	0	L	22-36
10/23	L.A. Rams	P	3	38	12.6	16	0	W	37-34
11/6	at Minnesota	P	1	9	9.0	9	0	L	20-21
11/13	Atlanta	P	2	36	18.0	18	0	W	33-32
11/20	at L.A. Raiders	P	8	86	10.8	20	2	L	19-24
11/28	San Francisco	P	4	34	8.5	14	0	L	14-35
12/4	at L.A. Rams	P	3	32	10.7	15	0	W	31-15
12/11	at Atlanta	P	4	72	18.0	24	0	W	29-20
12/19	Dallas	P	3	32	10.7	18	0	L	16-24
12/24	at Denver	P	6	200	33.3	75t	2	W	30-28
<b>1994 Totals</b>			<b>16/0</b>	<b>49</b>	<b>719</b>	<b>14.7</b>	<b>75t</b>	<b>5</b>	<b>7-9</b>

1995	Opponent	P/S	No	Yds	Avg	Lg	TD	W/L	Score
9/3	San Francisco	P	2	28	14.0	15	0	L	22-24
9/10	at St. Louis	P	5	29	5.8	11	1	L	13-17
9/17	Atlanta	P	4	74	18.5	31	0	L	24-27
9/24	at N.Y. Giants	P	1	1	1.0	1t	1	L	29-45
10/1	Philadelphia	P	4	36	9.0	20	0	L	10-15
10/15	Miami	P	1	15	15.0	15	0	W	33-30
10/22	at Carolina	P	0	0	0	0	0	L	2-20
10/29	at San Francisco	S	0	0	0	0	0	W	11-7
11/5	St. Louis	P	2	34	17.0	20	0	W	19-10
11/12	Indianapolis	P	3	48	16.0	32t	1	W	17-14
11/19	at Minnesota	P	0	0	0	0	0	L	24-43
11/26	Carolina	P	2	21	10.5	12	0	W	34-26
12/3	at New England	P	2	25	12.5	15	0	W	31-17
12/10	at Atlanta	P	2	28	14.0	20	0	L	14-19
12/16	Green Bay	P	6	82	13.7	28	2	L	23-34
12/24	at N.Y. Jets	P	4	40	10.0	14	0	W	12-0
<b>1995 Totals</b>			<b>16/1</b>	<b>38</b>	<b>461</b>	<b>12.1</b>	<b>32t</b>	<b>5</b>	<b>7-9</b>

1996	Opponent	P/S	No	Yds	Avg	Lg	TD	W/L	Score
9/1	at San Francisco	4	52	13.0	28	0	L	11-27	
9/8	Carolina	2	21	10.5	12	1	L	20-22	
9/15	at Cincinnati	3	16	5.3	8	0	L	15-30	
9/22	Arizona	2	13	6.5	11	0	L	14-28	
9/29	at Baltimore	2	30	15.0	23	0	L	10-17	
10/6	Jacksonville	4	59	14.8	23	1	W	17-13	
10/13	Chicago	6	59	9.8	22	0	W	27-24	
10/20	at Carolina	2	18	9.0	13	0	L	7-19	
11/3	San Francisco	4	45	11.3	22	0	L	17-24	
11/10	Houston	2	11	5.5	7	0	L	14-31	
11/17	at Atlanta	4	51	12.8	25	0	L	15-17	
11/24	at Tampa Bay	6	85	14.2	41	0	L	7-13	
12/1	St. Louis	3	38	12.7	13	1	L	10-26	
12/8	Atlanta	1	12	12.0	12	0	L	15-31	
12/15	at N.Y. Giants	1	16	16.0	16	0	W	17-3	
12/21	at St. Louis	4	32	8.0	10	0	L	13-14	
1996 Totals		16/13	50	558	11.2	41	2		3-13

1997	Opponent	P/S	No	Yds	Avg	Lg	TD	W/L	Score
8/31	New Orleans	S	3	67	22.3	30t	1	W	38-24
9/7	San Francisco	S	2	54	27.0	46	0	L	12-15
9/14	at Denver	P	3	22	7.3	11	0	L	14-35
9/21	N.Y. Giants	S	2	47	23.5	31	0	W	13-3
9/28	at Oakland	S	4	44	11.0	24	0	L	17-35
10/12	at San Francisco	inactive						L	10-30
10/19	Seattle	inactive						L	9-17
10/26	Kansas City	P	1	30	30.0	30	0	L	20-28

11/2	at Atlanta	S	4	49	12.3	20	0	L	31-34
11/9	at Green Bay	S	4	38	9.5	15	0	L	7-17
11/16	Atlanta	inactive						L	21-27
11/23	Carolina	P	0	0	0	0	0	L	10-16
11/30	at Washington	P	4	62	15.5	21	0	W	23-20
12/7	at New Orleans	P	2	32	16.0	20	0	W	34-27
12/14	Chicago	S	1	13	13.0	13	0	L	10-13
12/20	at Carolina	P	2	30	15.0	20	0	W	30-18
<b>1997 Totals</b>			<b>13/7</b>	<b>32</b>	<b>488</b>	<b>15.3</b>	<b>46</b>	<b>1</b>	<b>5-11</b>

1998	Opponent	P/S	No	Yds	Avg	Lg	TD	W/L	Score
9/6	Miami	P	2	32	16.0	16	0	L	15-24
9/13	at New England	P	1	3	3.0	3	1	L	6-29
9/20	at N.Y. Jets	P	5	50	10.0	20	0	L	6-44
9/27	New Orleans	P	0	0	0	0	0	W	ot13-19
10/4	San Diego	P	2	33	16.5	27	0	W	17-12
10/11	Buffalo	P	4	48	12.0	20	1	L	24-31
10/18	at San Francisco	P	2	18	9.0	15	0	L	31-34
11/1	New England	P	1	20	20.0	20	0	L	16-21
11/8	at Miami	P	4	32	8.0	18	0	L	14-27
11/15	N.Y. Jets	P	2	14	7.0	10	1	W	24-23
11/22	at Buffalo	P	1	5	5.0	5	0	L	11-34
11/29	at Baltimore	P	9	153	17.0	25	1	L	31-38
12/6	at Atlanta	S	2	38	19.0	30	1	L	21-28
12/13	Cincinnati	S	5	57	11.4	16	2	W	39-26
12/20	at Seattle	S	3	120	40.0	53	0	L	23-27
12/27	Carolina	S	2	58	29.0	46	0	L	19-27
<b>1998 Totals</b>			<b>16/4</b>	<b>45</b>	<b>681</b>	<b>15.1</b>	<b>53</b>	<b>7</b>	<b>3-13</b>

1999	Opponent	P/S	No	Yds	Avg	Lg	TD	W/L	Score
9/12	Arizona	S	0	0	0	0	0	L	24-25
9/19	Tampa Bay	inactive						L	5-19
9/26	at Buffalo	S	1	12	12.0	12	0	L	0-26
10/3	at N.Y. Giants	S	2	15	7.5	12	0	L	15-16
10/10	Dallas	S	2	48	16.0	20	0	W	13-10
10/17	at Chicago	S	6	50	8.3	13	0	W	20-24
10/24	at Miami	S	1	10	10.0	10	0	L	13-16
10/31	N.Y. Giants	S	4	119	29.8	84t	1	L	17-23
11/7	at Carolina	S	4	39	9.8	15	0	L	7-33
11/14	Washington	S	4	30	7.5	12	0	W	35-28
11/21	Indianapolis	S	6	59	9.8	12	0	L	17-44
11/28	at Washington	S	2	35	17.5	28	0	L	17-20
12/5	at Arizona	S	2	24	8.0	12	0	L	17-21
12/12	at Dallas	S	4	54	13.5	19	0	L	10-20
12/19	New England	S	3	62	20.7	50t	2	W	24-9
1/2/00	St. Louis	S	6	98	16.3	63t	1	W	38-31
<b>1999 Totals</b>			<b>15/15</b>	<b>49</b>	<b>655</b>	<b>13.4</b>	<b>84t</b>	<b>4</b>	<b>5-11</b>

2000	Opponent	P/S	No	Yds	Avg	Lg	TD	W/L	Score
9/3	at Dallas	S	1	1	1.0	1	0	W	41-14
9/10	N.Y. Giants	inactive						L	18-33
9/17	at Green Bay	inactive						L	3-6
9/24	at New Orleans	S	5	74	14.8	30	0	W	21-7
10/1	Atlanta	S	4	122	30.5	70t	1	W	38-10
10/8	Washington	S	2	44	22.0	26	0	L	14-17
10/15	at Arizona	S	5	44	8.8	12	0	W	33-14
10/22	Chicago	S	2	25	12.5	25	0	W	13-9
10/29	at N.Y. Giants	S	1	7	7.0	7	0	L	7-24
11/5	Dallas	S	1	15	15.0	15	0	W	16-13
11/12	at Pittsburgh	S	3	42	14.0	19	0	W	26-23
11/19	Arizona	S	1	12	12.0	12	0	W	34-9
11/26	at Washington	S	1	18	18.0	18	0	W	23-20
12/3	Tennessee	S	5	55	11.0	22	0	L	13-15
12/10	at Cleveland	S	7	92	13.1	25	2	W	35-24
12/24	Cincinnati	S	2	18	9.0	10	0	W	16-7
<b>2000 Totals</b>			<b>14/14</b>	<b>40</b>	<b>569</b>	<b>14.2</b>	<b>70t</b>	<b>3</b>	<b>11-5</b>





6-2 ★ 230<sup>lbs</sup> ★ ACQ: FA-01 (BUF)  
 YEARS NFL/PATRIOTS: 5/1  
 CAREER GP/GS: 57/28 (2/1)  
 HOUSTON ★ KINESIOLOGY  
 DOB 3/14/72 ★ MILLBROOK, AL

## Pronunciation: AN-twon

## Career Transactions

Antowain Smith was signed by the Patriots on June 7, 2001 ... Originally drafted by the Buffalo Bills in the first round (23rd overall) of the 1997 NFL Draft ... Released by the Buffalo Bills (5/18/01).

## Career Highlights

★ **Career GP/GS: 57/28 (2/1)**

★ Smith led the Bills in rushing in 1997 (840 yards) and 1998 (1,124) and finished second on the team in 1999 (614) and 2000 (354).

★ Smith ranks sixth on Buffalo's all-time rushing list with 2,932 yards on 760 carries (3.9 avg.).

★ Recorded seven 100-yard rushing performances during his four years with the Bills, including his career-best 147-yard performance at Seattle (12/23/00).

★ Smith was the first rookie to lead the Buffalo Bills in rushing since Thurman Thomas (881 in 1988).

## Seasonal Reviews

**2000 (11/3 - Buffalo):** Played in 11 games, with three starts and finished second on the team in yards rushing (354), rushing attempts (101) and rushing touchdowns (4) ... Added three receptions for 20 yards (6.7 avg.). **Tennessee (9/3):** Rushed for 42 yards on 17 carries in the Bills season-opening 16-13 victory over the Titans. **Green Bay (9/10):** Gained 30 yards rushing in 27-18 win against the Packers. Listed among the Bills inactives, at Minnesota (10/22) and vs. N.Y. Jets (10/29). **New England (11/5):** Returned to the field and rushed for 13 yards on three carries in the 13-10 overtime win against the Patriots. **Chicago (11/12):** Picked up 29 yards as the Bills triumphed 20-3. **Seattle (12/23):** Posted career-high numbers in yards rushing (147) and touchdowns (3),

when he came off the bench to average 8.6 yards per carry in the Bills 42-23 victory ... It was the seventh 100-yard game of his career ... Became just the second Bills player to record multiple three touchdown games during his career ... The game marked just the sixth time in Bills history that they had a 100-yard rusher (Antowain Smith), 100-yard receiver (Eric Moulds) and a 300-yard passer (Doug Flutie) in the same game.

**1999 (Buffalo - 14/11):** Played in 14 games and started 11 with Buffalo and finished second on the team with 614 yards rushing on 165 attempts (3.7 avg.) ... Led the team with six rushing touchdowns. **N.Y. Jets**

**(9/19):** Directed the Bills rushing attack which gained a season-high 224 yards, with 113 yards in a 17-3 win ... It was his fifth 100-yard game of his career ... Capped a 99-yard drive with a 1-yard touchdown run in the second quarter.

**Philadelphia (9/26):** Led the team in rushing with 16 carries for 64 yards in 26-0 victory over the Eagles ... Picked up his second touchdown in as many weeks with a 4-yard run.

**Oakland (10/17):** Rushed for 57 yards on just five carries, including a season-long 52-yard touchdown run on his second carry of the game.

**Washington (11/7):** Contributed

68 yards on 20 carries (3.4 avg.) and two touchdowns as the offense rolled up 204 rushing yards in 34-17 victory. **Miami (11/14):** Led the Bills with 126 yards rushing on 29 carries (4.3 avg.) in 23-3 win over the Dolphins. **N.Y. Jets (11/21):** Limited because of a turf toe and had only two carries for six yards. Listed among the Bills inactives with a turf toe injury, Arizona (12/19) and New England (12/26). **Indianapolis (1/2):** Carried the ball three times for 31 yards (10.3 avg.), including a 21-yard touchdown run before leaving the game with a concussion. **Tennessee (1/8/00):** Carried the load in the Wild Card contest against the Titans with 79 yards on 14 carries and two touchdowns, despite playing with a turf toe ... Picked up his first

### SMITH'S BLUEPRINTS

- ★ Antowain received interest from a number of Division I and II schools but bypassed college while he supported his grandparents. He spent two years working at a factory near Millbrook, Ala., before enrolling at East Mississippi in 1994 following the death of his grandmother.
- ★ Smith is one of two Buffalo Bills players to record multiple three rushing touchdown games during his career.



two touchdowns in postseason play on runs of four and one yards, becoming just the fourth Bill to score multiple touchdowns in a postseason game ... His 1-yard touchdown run gave the Bills a 13-12 lead in the fourth quarter.

**1998 (Buffalo - 16/14):** Enjoyed an outstanding sophomore season in the NFL, starting 14 of 16 games and leading the Bills with 1,124 rushing yards ... It was the 12th best season total in team history and he became the first running back other than Thurman Thomas to top 1,000 rushing yards in 14 years (Greg Bell, 1984) ... Ranked ninth in the AFC and 14th in the NFL in rushing yards ... Recorded first 100-yard rushing day of the season vs. Rams (9/20) with 118 yards on 22 carries (5.4 avg.) ... Scored his first touchdown of year with 6-yarder in 26-21 win vs. SF (10/4) ... Eclipsed 100-yard rushing mark for the second time in three weeks with 131 yards on a career-high 31 carries at Indianapolis (10/11) ... Also notched his third career multi-touchdown game with a pair of rushing touchdowns ... Totaled 82 yards rushing, on 21 carries (3.9 avg.) as the Bills won their fifth consecutive game, 30-24 vs. Miami (11/1) ... Led the Bills with 88 yards rushing on 24 carries as they totaled 213 yards rushing vs. New England (11/15) ... Accumulated 107 yards rushing on 23 carries (4.7 avg.) and scored two touchdowns in the Bills 34-11 win vs. Indianapolis (11/22) ... It was his fourth career multi-touchdown game and his third versus the Colts ... Topped the 1,000-yard mark for the season with 77 yards on 22 carries in 44-21 win vs. Oakland (12/13) ... Made his first career playoff appearance, starting at running back in Wild Card game at Miami (1/2/99).

**1997 (16/0 - Buffalo):** Participated in all 16 games as a rookie and led the team in rushing yardage (840) and rushing touchdowns (8) despite not starting any games ... Smith became the first rookie to lead the Bills in rushing since Thurman Thomas (881 in 1988) and

## 100-YARD RUSHING GAMES

Yards	Att.	Avg.	TD	Date
147	17	8.7	3	at Seattle, 12/23/00
130	31	4.2	2	at Indianapolis, 10/11/98
129	12	10.7	3	vs. Indianapolis, 9/21/97
126	29	4.3	0	vs. Miami, 11/14/99
118	22	5.4	0	vs. St. Louis, 9/20/98
113	30	3.9	1	vs. N.Y. Jets, 9/19/99
107	23	4.7	2	vs. Indianapolis, 11/22/98

was the NFL's third leading rookie rusher behind Cincinnati's Corey Dillon (1,129) and Tampa Bay's Warrick Dunn (978) ... Led the Bills in rushing yards in nine games and tied for the lead once ... Amassed 840 yards rushing on 194 attempts (4.3 avg.) and scored eight touchdowns ... Also caught 28 passes for 177 yards (6.3 avg.) ... Made NFL debut in season opener vs. Min. (8/31) and picked up 27 yards on his first career rushing attempt, finishing the game with 55 yards on seven carries ... Enjoyed his best game of the season vs. Ind. (9/21) when he rushed for 129 yards on 12 carries (10.7 avg.) and scored three rushing touchdowns ... One of his rushing touchdowns, included a 54-yard scoring run ... It was just the ninth time a Bill ran for three touchdowns in a game ... Followed with 88 yards rushing on 13 carries vs. Det. (10/5), including a 56-yard touchdown run late in the game, becoming the first Bill since Cookie Gilchrist (1964) to record 50+ yard runs in consecutive games ... Recorded the second-highest rushing total of the season, with 92 yards on 16 carries (5.7 avg.) vs. Denver (10/26) ... Totaled 78 yards on 13 carries (6.0 avg.) as the Bills set a season-high with 197 yards rushing vs. N.Y. Jets (11/30) ... Closed the season with a pair of rushing touchdowns at GB (12/20), increasing his season total to eight, the second highest total by a Bills rookie since Joe Cribbs had 11 in 1980.

## SINGLE-GAME CAREER HIGHS

### Regular Season

#### Rushing

Attempts:	31	at Indianapolis (10/11/98)
	30	vs. N.Y. Jets (9/19/99)
Rushing Yards:	147	at Seattle (12/23/00)
Longest Run:	59	at Seattle (12/23/00)
	56	vs. Detroit (10/5/00)
Rushing TDs:	3	at Seattle (12/23/00)
		vs. Indianapolis (9/12/97)

#### Receiving

Most Receptions:	5	vs. Minnesota (8/31/97)
Longest Reception:	23	vs. New England (11/28/99)
Receiving Yards:	44	vs. Minnesota (8/31/97)

### Postseason

#### Rushing

Attempts:	14	at Tennessee (1/8/00)
Rushing Yards:	79	at Tennessee (1/8/00)
Longest Run:	44	at Tennessee (1/8/00)
Rushing TDs:	2	at Tennessee (1/8/00)

#### Receiving

Most Receptions:	2	at Tennessee (1/8/00)
Longest Reception:	32	at Tennessee (1/8/00)
Receiving Yards:	23	at Tennessee (1/8/00)



## College

Played two seasons at Houston (1995-96) after a year of junior college football at East Mississippi ... Despite appearing in just 21 games at Houston, finished ninth on the school's all-time rushing list with 1,847 yards and 19 touchdowns ... Truly had a breakthrough season as a senior, gaining 1,239 yards on 202 carries (6.1 average) and 14 touchdowns ... His 14 touchdowns set a Cougars single-season record and he also established a school mark with a 96-yard TD run vs. Pittsburgh ... In addition, set a Houston record by scoring 36 points on 6 touchdowns in overtime win over Southern Mississippi ... In his first season with Houston, played in 10 games and rushed for 608 yards and 5 TDs on 152 carries despite being slowed by an achilles injury ... Voted JUCO All-America after gaining over 1,100 yards in 1994 at East Mississippi College.

## Personal

Antowain Drurell Smith was born in Millbrook, Ala. on March 14, 1972 ... Did not play football until his senior year at Stanhope Elmore (AL) High but was an all-district and all-conference running back that year ... Received interest from a number of Division I and II schools but bypassed college while he supported his grandparents ... Spent two years working at a factory near Millbrook, AL, before enrolling at East Mississippi in 1994 following the death of his grandmother ... High school and little league teammate of Chargers running back Robert Chancey ... Grew up as a fan of RB Eric Dickerson ... Majored in kinesiology.

### ANTOWAIN SMITH

Pos: RB Ht: 6-2 Wt: 230 Year: 5th Acq: FA-01 (BUF) College: Houston Born: 3/14/72

Regular Season		Rushing						Receiving					Kick Returns					Fumbles
Year	Team	G/S	No	Yds	Avg	Lg	TD	No	Yds	Avg	Lg	TD	No	Yds	Avg	Lg	TD	No
1997	Bills	16/0	194	840	4.3	56t	8	28	177	6.3	19	0	0	0	0.0	0	0	4
1998	Bills	16/14	300	1,124	3.8	30	8	5	11	2.2	9	0	0	0	0.0	0	0	5
1999	Bills	14/11	165	614	3.7	52t	6	2	32	16.0	23	0	0	0	0.0	0	0	4
2000	Bills	11/3	101	354	3.5	59	4	3	20	6.7	9	0	1	0	0.0	0	0	1
<b>Totals - 4 Years</b>		<b>57/28</b>	<b>760</b>	<b>2,932</b>	<b>3.9</b>	<b>59</b>	<b>26</b>	<b>38</b>	<b>240</b>	<b>6.3</b>	<b>23</b>	<b>0</b>	<b>1</b>	<b>0</b>	<b>0.0</b>	<b>0</b>	<b>0</b>	<b>14</b>
Postseason		Rushing						Receiving					Kick Returns					Fumbles
Year	Team	G/S	No	Yds	Avg	Lg	TD	No	Yds	Avg	Lg	TD	No	Yds	Avg	Lg	TD	No
1998	Bills	1/1	7	15	2.1	7	0	1	12	12.0	12	0	0	0	0.0	0	0	0
1999	Bills	1/0	14	79	5.6	44	2	0	0	0.0	0	0	0	0	0.0	0	0	0
<b>Totals - 2 Years</b>		<b>2/1</b>	<b>21</b>	<b>94</b>	<b>4.5</b>	<b>44</b>	<b>2</b>	<b>1</b>	<b>12</b>	<b>12.0</b>	<b>12</b>	<b>0</b>	<b>0</b>	<b>0</b>	<b>0.0</b>	<b>0</b>	<b>0</b>	<b>0</b>

### SMITH'S CAREER GAME-BY-GAME

Rushing								Receiving						
1997	Opponent	P/S	Att	Yds	Avg	Lg	TD	No	Yds	Avg	Lg	TD	W/L	
8/31	Minnesota	P	7	55	7.9	27	0	5	44	8.8	13	0	L	
9/7	at N.Y. Jets	P	14	47	3.3	14	0	1	-6	-6.0	-6	0	W	
9/14	at Kansas City	P	11	30	2.7	9	0	2	3	1.5	2	0	L	
9/21	Indianapolis	P	12	129	10.7	54t	3	3	32	10.6	15	0	W	
10/5	Detroit	P	13	88	6.8	56t	1	1	6	6.0	6	0	W	
10/12	at New England	P	6	22	3.7	11	0	3	21	7.0	12	0	L	
10/20	at Indianapolis	P	15	42	2.8	11	0	0	0	0	0	0	W	
10/26	Denver	P	16	92	5.7	26	0	1	0	0	0	0	L/OT	
11/2	Miami	P	22	59	2.7	12	0	1	0	0	0	0	W	
11/9	New England	P	12	43	3.6	20	1	1	1	1.0	1	0	L	
11/17	at Miami	P	13	41	3.2	12	0	0	0	0	0	0	L	
11/23	at Tennessee	P	9	7	0.7	4	0	2	27	13.5	19	0	L	
11/30	N.Y. Jets	P	13	78	6.0	20	0	1	6	6.0	6	0	W	
12/7	at Chicago	P	6	17	2.8	8	0	2	9	4.5	8	0	L	
12/14	Jacksonville	P	15	70	4.7	13	1	1	2	2.0	2	0	L	
12/22	at Green Bay	P	10	20	2.0	5	2	4	32	8.0	15	0	L	
1997 Totals		16/0	194	840	4.3	56t	8	28	177	6.3	19	0	6-10	



# SMITH'S CAREER GAME-BY-GAME (CONT.)

Rushing										Receiving						W/L
		P/S	Att	Yds	Avg	Lg	TD			No	Yds	Avg	Lg	TD		
1998	Opponent															
9/6	at San Diego	S	20	54	2.7	11	0			2	5	2.5	9	0	0	L
9/13	at Miami	S	13	34	2.6	15	0			0	0	0	0	0	0	L
9/20	St. Louis	S	22	118	5.4	23	0			0	0	0	0	0	0	L
10/4	San Francisco	S	22	47	2.1	12	1			0	0	0	0	0	0	W
10/11	at Indianapolis	S	31	130	4.2	30	2			0	0	0	0	0	0	W
10/18	Jacksonville	S	11	47	4.3	12	0			1	5	5.0	5	0	0	W
10/25	at Carolina	S	11	44	4.0	21	0			1	-4	-4.0	-4	0	0	W
11/1	Miami	P	21	82	3.9	21	0			0	0	0	0	0	0	W
11/8	at N.Y. Jets	S	9	37	4.1	9	0			0	0	0	0	0	0	L
11/15	New England	S	24	88	3.7	15	0			0	0	0	0	0	0	W
11/22	Indianapolis	S	23	107	4.7	15	2			0	0	0	0	0	0	W
11/29	at New England	S	21	58	2.8	10	0			0	0	0	0	0	0	L
12/6	at Cincinnati	S	18	77	4.3	28	1			0	0	0	0	0	0	W
12/13	Oakland	S	22	77	3.5	20	1			0	0	0	0	0	0	W
12/19	N.Y. Jets	P	20	82	4.1	10	0			1	5	5.0	5	0	0	L
12/27	at New Orleans	S	12	42	3.5	15	1			0	0	0	0	0	0	W
1998	Totals	16/14	300	1,124	3.8	30	8			5	11	2.2	9	0	0	10-6
1/2	at Miami	S	7	15	2.1	7	0			1	12	12.0	12	0	0	L

Rushing										Receiving						W/L
		P/S	Att	Yds	Avg	Lg	Td			No	Yds	Avg	Lg	Yd		
1999	Opponent															
9/12	at Indianapolis	P	6	7	1.2	4	0			1	9	9.0	9	0	0	L
9/19	N.Y. Jets	S	30	113	3.8	12	1			0	0	0	0	0	0	W
9/26	Philadelphia	S	16	64	4.0	20	1			0	0	0	0	0	0	W
10/4	at Miami	S	12	36	3.0	20	0			0	0	0	0	0	0	W
10/10	Pittsburgh	S	11	27	2.5	7	0			0	0	0	0	0	0	W
10/17	Oakland	S	5	57	11.4	52t	1			0	0	0	0	0	0	L
10/24	at Seattle	S	10	34	3.4	15	0			0	0	0	0	0	0	L
10/31	at Baltimore	S	6	5	0.8	2	0			0	0	0	0	0	0	W
11/7	at Washington	P	20	68	3.4	11	2			0	0	0	0	0	0	W
11/14	Miami	S	29	126	4.3	24	0			0	0	0	0	0	0	W
11/21	at N.Y. Jets	P	2	6	3.0	4	0			0	0	0	0	0	0	L
11/28	New England	S	9	21	2.3	4	0			1	23	23.0	23	0	0	W
12/12	N.Y. Giants	S	6	19	3.2	8	0			0	0	0	0	0	0	L
12/19	at Arizona				inactive											W
12/26	at New England				inactive											W/OT
1/2	Indianapolis	S	3	31	10.3	21t	1			0	0	0	0	0	0	W
1999	Totals	14/11	165	614	3.7	52t	6			2	32	16.0	23	0	0	11-5
1/8	at Tennessee	P	14	79	5.6	44	2			0	0	0.0	0	0	0	L

Rushing										Receiving						W/L
		P/S	Att	Yds	Avg	Lg	Td			No	Yds	Avg	Lg	Td		
2000	Opponent															
9/3	Tennessee	S	17	42	2.5	11	0			0	0	0	0	0	0	W
9/10	Green Bay	P	12	17	1.4	16	0			0	0	0	0	0	0	W
9/17	at N.Y. Jets	S	5	13	2.6	4	0			0	0	0	0	0	0	L
10/1	Indianapolis				did not play											L
10/8	at Miami				did not play											L
10/15	San Diego				did not play											W/OT
10/22	at Minnesota				inactive											L
10/29	N.Y. Jets				inactive											W
11/5	at New England	P	3	13	4.3	11	0			0	0	0	0	0	0	W/OT
11/12	Chicago	P	13	29	2.2	9	0			1	9	9.0	9	0	0	W
11/19	at Kansas City	P	12	21	1.8	9	0			0	0	0	0	0	0	W
11/26	at Tampa Bay	P	11	30	2.7	8	0			1	7	7.0	7	0	0	L
12/3	Miami	S	10	39	3.9	14	1			0	0	0	0	0	0	L
12/11	at Indianapolis	P	0	0	0	0	0			0	0	0	0	0	0	L
12/17	New England	P	1	3	3.0	3	0			0	0	0	0	0	0	L/OT
12/23	at Seattle	P	17	147	8.6	59	3			1	4	4.0	4	0	0	W
2000	Totals	11/3	101	354	3.5	59	4			3	20	6.7	9	0	0	8-8





## Career Transactions

Otis Smith signed with the New England Patriots on 8/23/00 ... Originally signed with the Philadelphia Eagles as a rookie free agent on 4/25/90 ... Signed with the N.Y. Jets as an unrestricted free agent on 4/12/95 ... Waived by the Jets on 9/24/96 ... Signed with New England on 10/9/96 ... Re-signed with the Jets on 5/20/97 as a free agent ... Waived by the Jets on 8/21/00.

## Career Highlights

### ★ Career GP/GS: 135/67 (7/5)

★ Returned for his second stint with the Patriots during the 2000 season and finished third among defensive backs and eighth on the team with 69 tackles (59 solos).

★ Smith accumulated a career-high 10 tackles in 13-10 overtime win at Buffalo (12/17/00).

★ Started six games and played in 11 with the Patriots in 1996, recording 31 tackles and two interceptions. Smith played an important role in their run to Super Bowl XXXI, recovering a fumble and returning it 47 yards for a touchdown to clinch the Patriots 20-6 victory in the AFC Championship game versus Jacksonville.

★ Smith has compiled 347 tackles (268 solos), 74 passes defended, five fumble recoveries and four forced fumbles during his 12-year career.

★ A big-play cornerback, who has 21 career interceptions with five returned for touchdowns.

★ Shares an NFL record for two interceptions returned for touchdown in one game (vs. Tampa Bay, 12/14/97).

★ Led the New York Jets with six interceptions in 1995 and 1997.

★ Voted special teams MVP twice (1991 and 1993) by his Philadelphia Eagles teammates.

## Seasonal Reviews

**2000 (16/14):** Started in 14 of the 16 games he played in for the Patriots during the 2000 season ... He finished third among defensive backs and eighth on the team with 69 tackles (59 solos) ... Intercepted one pass, which he returned 56 yards and recorded a team-high 11 passes defended ... Also forced two fumbles and recovered one. **N.Y. Jets (9/11):** Started at free safety and tied for the team lead with five tackles (5 solos) ... Defended two passes intended for Vincent Brisby.

**Minnesota (9/17):** Started at right cornerback and matched up with Randy Moss for most of afternoon, limiting him to two catches for 20 yards ... The Patriots defense limited the Vikings to their fourth-lowest offensive performance of the season (315 yards) and their second-lowest passing yardage of the season (161 yards). **Denver (10/1):** Started at cornerback and recorded two tackles in the Patriots first win of the season, 28-19 over the Broncos.

**Indianapolis (10/8):** Tied for third among Patriots defenders with seven tackles (5 solos) and deflected one pass in 24-16 victory.

**Buffalo (11/5):** Finished second on the team with eight tackles, all solos ... Knocked a pass away from Peerless Price.

**Cleveland (11/12):** Started at right cornerback and registered three tackles ... Deflected a pass

away from Bobby Brown in the fourth quarter, ending a Browns drive and allowing the Patriots an opportunity to tie score in fourth quarter.

**Cincinnati (11/19):** Started at cornerback and tied for third among Patriot defenders with eight tackles (6 solos) in 16-13 victory ... Recovered Brandon Bennett's fumble in first quarter and gained 12 yards on the return, setting up Tony Carter's first NFL rushing touchdown.

**Kansas City (12/4):** Thwarted a Chiefs drive when he intercepted Elvis Grbac's pass at Patriots 4-yard line in the third quarter and returned it 56 yards ... The 56-yard interception return was the longest for the Patriots during the 2000 season ... Forced a Sylvester Morris fumble in the fourth quarter, which was recovered by Tony George and set up an Adam Vinatieri 27-yard field goal.

## SMITH'S BLUEPRINTS

★ Otis was part of one of the most memorable moments in Patriots playoff history, when he recovered a fumble and returned it 47 yards for a touchdown against Jacksonville in the AFC Championship game. The score gave the Patriots a 20-6 lead and a berth in Super Bowl XXXI.

★ Otis was given the nickname "My Man" by ESPN's Chris Berman.



**Buffalo (12/17):** Collected a season-high 10 tackles in the Patriots 13-10 overtime victory. **Miami (12/24):** Closed out the season with six tackles, increasing his season total to 69, one shy of his single-season career high of 70 (1997-98).

**1999 (1/1 - N.Y. Jets):** Smith played and started at Denver (10/3) and finished with three solo tackles and two passes defended ... He left the game after fracturing his clavicle and was placed on injured reserve for the rest of the season ... Listed among the Jets inactives for first three games of the season vs. New England (9/12), at Buffalo (9/19) and vs. Washington (9/26) with a broken clavicle which occurred during a training camp practice.

**1998 (16/16, 2/2 - N.Y. Jets):** Started and played in all 16 regular season games and both postseason contests ... Tied with Bryan Cox for third on the team and equaled a career-high with 70 tackles ... Led the team with 15 passes defended ... Recorded six tackles and one pass defended vs. Baltimore (9/13) ... Credited with six tackles for the second straight week and also ran a lateral from Victor Green's interception for 32 yards vs. Indianapolis (9/20) ... Notched his first interception of the season and finished with three tackles and two passes defended in vs. Buffalo (11/8) ... Notched an interception for the second straight week and added two tackles and two passes defended at Indianapolis (11/15) ... Credited with a season-high and team-leading eight tackles vs. Seattle (12/6) ... Intercepted one pass, recorded two tackles and three passes defended in Divisional Playoff Game vs. Jacksonville (1/10) ... Registered three tackles in AFC Championship Game at Denver (1/17).

**1997 (16/16 - N.Y. Jets):** Started all 16 games at right cornerback and led the team with six interceptions and 18 passes defended ... Finished fifth on the team and established a career-high with 70 tackles (57 solo) and added two fumble recoveries ... Recorded six tackles and an interception at New England (9/17) ... Totaled eight tackles (6 solo) vs. Miami (10/12) ... Named AFC Defensive Player of the Week following five tackle, two interception performance at Chicago (11/6) ... Smith was directly responsible for 17 of the Jets 23 points, scoring on a 38-yard interception return, his second interception set up a John Hall field goal and tipped a pass to Victor Green who interception set up a touchdown pass ... Credited with four tackles and recovered a fumble vs. Minnesota (11/23) ... Registered season-high nine solo tackles in game 14 vs. Indianapolis (12/7) ... Earned his second AFC Defensive Player of the Week of the season after he returned two interceptions for touchdowns vs. Tampa Bay (12/14) ... On Smith's first interception, he raced down the sideline for a 45-yard score and then just five minutes later he sprinted untouched 51-yards for his second score ... His two touchdowns on interception returns in the same game was the 20th time in NFL history that the feat had been accomplished.

**1996 (2/0 - N.Y. Jets; 11/6, 3/3 - New England):** Waived by the Jets (9/24) and signed with the Patriots (10/9) ... Played in 11 games with the Patriots and recorded 31 tackles, two interceptions and eight passes defended ... Recorded an interception which resulted in a Patriots touchdown in 45-7 victory over San Diego (12/1) ... Credited with a season-high six tackles (5 solos), including one sack, and added an interception in 23-22 victory over the N.Y. Giants (12/21) ... Made significant contributions on defense during the playoffs, including one of the biggest plays of Patriots playoff history, recovering a fumble and returning it 47-yards for a touchdown versus Jacksonville in the AFC Championship game ... At the time, New England was clinging to a 13-6 lead and the score sealed a 20-6 victory and a Super Bowl berth.

**1995 (11/10 - N.Y. Jets):** Led the Jets and tied for second in the AFC with a career-high six interceptions ... Played in 11 games, started 10 ... Recorded 47 tackles and finishing second on the team with 13 passes defended ... Registered an interception that set up a Jets touchdown in at Miami (9/3) ... Returned an interception 49 yards for a touchdown vs. Indianapolis (9/10) ... It was his second career interception return for a touchdown (vs. Wash., 12/22/91) ... Added seven tackles and two passes defended at Atlanta (9/24) ... Recorded an interception in each of the first four games ... Listed inactive for games five through nine with a high ankle sprain ... Returned to the starting lineup vs. Buffalo (11/19) and had three tackles and a passes defended ... Nabbed two interceptions vs. St. Louis (12/3).

**1994 (Philadelphia - 16/2):** Played in all 16 games and started two, as a fifth defensive back ... Utilized as Philadelphia's nickel back and finished third on the team with 21 tackles (16 solos), including one sack ... Also recorded a career-high 20 special teams tackles ... Made fourth-down, goal-line tackle of Edgar Bennett with 1:46 remaining in 13-7 win vs. Green Bay (9/18) ... Recorded his first career sack in at Atlanta (11/27).

**1993 (Philadelphia - 15/0):** Voted special teams MVP by his teammates for the second time in three years ... Led team with 14 special teams tackles and downed several punts deep in opponent territory ... Credited with five defensive tackles and one interception ... Missed season-opener with a thigh injury but played in the final 15 games of the season as the nickel back and on special teams ... Participated at left cornerback for the injured Mark McMillian in the second half vs. Giants (11/21) ... Intercepted a pass by Brian Mitchell on a fake punt, setting up a Philadelphia touchdown, and broke up a sure touchdown pass from Rich Gannon to Ricky Sanders at Washington (11/28)

**1992 (16/1 - Philadelphia):** Played in all 16 games and started one game at cornerback ... Lone start came vs. Washington (12/20) ... Finished second on the team in special teams tackles with 18 ... Intercepted his only pass of the season vs. Denver (9/20).



**1991 (Philadelphia - 15/1):** Earned special teams MVP honors in a vote by his teammates ... Forced a fumble in 13-6 victory at Houston (12/2) ... Recorded third quarter interception at Giants (12/8) that set up game-winning field goals ... Earned player of the game honors vs. Washington (12/22) with 74-yard interception return for a touchdown and a blocked punt in the fourth quarter that led to another Eagle touchdown.

**1990 (Philadelphia - 0/0):** Spent the entire season on PUP after undergoing an appendectomy in July ... Returned to practice in September and earned a spot on the 37-man protected roster after the season ... Originally signed as a rookie free agent on 4/25/90.

## College

Smith was a two-year starter for Missouri after overcoming a shoulder separation at the beginning of his junior year ... Transferred from Taft (Calif.) junior college ... Originally accepted a basketball scholarship at Southern and played there from 1985-86.

## Personal

Otis Smith was born on Oct. 22, 1965 in New Orleans, La. ... Given the nickname "My Man" by ESPN's Chris Berman ... Cites his mother, Ivory Smith, as the most inspirational person he knows because she raised five children in a single-parent home ... Otis is the oldest of five children ... Earned all-state honors in football as a senior at East Jefferson High School in his hometown of Metairie, La. ... Otis and his wife, Sandy, have two daughters, Chanel and Ciera ... Majored in parks and recreation at Missouri.

## OTIS SMITH

**Pos:** CB **Ht:** 5-11 **Wt:** 196 **Year:** 12th **Acq:** FA-00 **College:** Missouri **Born:** 10/22/65

Regular Season		Tackles						Interceptions						Miscellaneous				Scoring	
Year	Team	G/S	TT	UT	A	S	Yds	No	Yds	Avg	Lg	TD	PD	FF	FR	Yds	SpT	TD	Pts
1990	Eagles							Physically Unable to Play											
1991	Eagles	15/1	10	7	3	0	0	2	74	37.0	74t	1	2	1	1	na	12	1	6
1992	Eagles	16/1	24	16	8	0	0	1	0	0.0	0	0	2	0	0	0	18	0	0
1993	Eagles	15/0	5	3	2	0	0	1	0	0.0	0	0	2	0	0	0	14	0	0
1994	Eagles	16/2	21	16	5	1	0	0	0	0.0	0	0	2	0	0	0	20	0	0
1995	Jets	11/10	47	28	19	0	0	6	101	16.8	49t	1	14	0	0	0	0	1	6
1996	Jets	2/0	0	0	0	0	0	0	0	0.0	0	0	0	0	0	0	2	0	0
1996	Patriots	11/6	31	26	5	1	7	2	20	10.0	11	0	8	0	0	0	0	0	0
1997	Jets	16/16	70	57	13	0	0	6	158	26.3	51t	3	18	1	2	na	0	3	18
1998	Jets	16/16	70	57	13	0	0	2	34	17.0	32	0	15	0	0	0	0	0	0
1999	Jets	1/1	3	3	0	0	0	0	0	0.0	0	0	2	0	0	0	0	0	0
2000	Patriots	16/14	69	59	10	0	0	1	56	56.0	56	0	11	1	1	12	3	0	0
<b>Totals - 11 Years</b>		<b>135/67</b>	<b>350</b>	<b>272</b>	<b>78</b>	<b>2</b>	<b>7</b>	<b>21</b>	<b>443</b>	<b>21.1</b>	<b>74t</b>	<b>5</b>	<b>76</b>	<b>3</b>	<b>4</b>	<b>na</b>	<b>69</b>	<b>5</b>	<b>30</b>

Postseason		Tackles						Interceptions						Miscellaneous				Scoring	
Year	Team	G/S	TT	UT	A	S	Yds	No	Yds	Avg	Lg	TD	PD	FF	FR	Yds	SpT	TD	Pts
1992	Eagles	2/0	5	5	0	0	0	0	0	0.0	0	0	0	0	0	0	0	0	0
1996	Patriots	3/3	10	8	2	1	-	0	0	0.0	0	0	3	0	1	47t	0	1	6
1998	Jets	2/2	5	5	0	0	0	1	0	0.0	0	0	3	0	0	0	0	0	0
<b>Totals - 3 Years</b>		<b>7/5</b>	<b>20</b>	<b>18</b>	<b>2</b>	<b>1</b>	<b>-</b>	<b>1</b>	<b>0</b>	<b>0.0</b>	<b>0</b>	<b>0</b>	<b>6</b>	<b>0</b>	<b>1</b>	<b>47</b>	<b>0</b>	<b>1</b>	<b>6</b>

## SMITH'S CAREER GAME-BY-GAME


1991	Opponent	P/S	TT	UT	A	S	Yds	I/Yds	PD	FF	FR	W/L	Score	1992	Opponent	P/S	TT	UT	A	S	Yds	I/Yds	PD	FF	FR	Score
9/1	at Green Bay	P	-	-	-	-	-	-	-	-	-	W	20-3	9/6	New Orleans	P	3	1	2	-	-	-	1	-	W	15-13
9/8	Phoenix											L	10-26	9/13	at Phoenix	P	4	3	1	-	-	-	-	-	W	31-14
9/15	at Dallas	P	-	-	-	-	-	-	-	-	-	W	24-0	9/20	Denver	P	1	-	1	-	1	-	-	-	W	30-0
9/22	Pittsburgh	P	-	-	-	-	-	-	-	-	-	W	23-14	10/5	Dallas	P	-	-	-	-	-	-	-	-	W	31-7
9/30	at Wash.	P	-	-	-	-	-	-	-	-	-	L	0-23	10/11	at K.C.	P	1	-	1	-	-	-	-	-	L	17-24
10/6	at Tampa Bay	P	1	-	1	-	-	-	-	-	-	L	13-14	10/18	at Wash.	P	3	3	-	-	-	-	-	-	L	12-16
10/13	New Orleans	P	2	2	-	-	-	-	-	-	-	L	6-13	10/25	Phoenix	P	3	3	-	-	-	-	1	-	W	7-3
10/27	S.F.	P	-	-	-	-	-	-	-	-	-	L	7-23	11/1	at Dallas	P	3	3	-	-	-	-	-	-	L	10-20
11/4	N.Y. Giants	P	1	1	-	-	-	-	-	-	-	W	30-7	11/8	L.A. Raiders	P	-	-	-	-	-	-	-	-	W	31-10
11/10	at Cleveland	P	-	-	-	-	-	-	-	-	-	W	32-30	11/15	at Green Bay	P	-	-	-	-	-	-	-	-	L	24-27
11/17	Cincinnati	P	-	-	-	-	-	-	-	-	-	W	17-10	11/22	N.Y. Giants	P	-	-	-	-	-	-	-	-	W	47-34
11/24	at Phoenix	P	2	1	1	-	-	-	-	-	-	W	34-14	11/29	at S.F.	P	-	-	-	-	-	-	-	-	L	14-20
12/2	at Houston	P	4	3	1	-	-	-	1	1	-	W	13-6	12/6	Minnesota	P	-	-	-	-	-	-	-	-	W	28-17
12/9	N.Y. Giants	P	-	-	-	-	1	-	-	-	-	W	19-14	12/13	at Seattle	P	-	-	-	-	-	-	-	-	W	20-17at
12/15	Dallas	P	-	-	-	-	-	-	-	-	-	L	13-25	12/20	Washington	S	5	3	2	-	-	-	1	-	W	17-13
12/22	Washington	S	-	-	-	-	1	74t	1	-	-	W	24-22	12/27	N.Y. Giants	P	1	-	1	-	-	-	-	-	W	20-10
1991	<b>Totals</b>	<b>15/1</b>	<b>10</b>	<b>7</b>	<b>3</b>	<b>-</b>	<b>-</b>	<b>2</b>	<b>74t</b>	<b>1</b>	<b>1</b>	<b>1</b>	<b>10-6</b>	1992	<b>Totals</b>	<b>16/1</b>	<b>24</b>	<b>16</b>	<b>8</b>	<b>-</b>	<b>-</b>	<b>-</b>	<b>2</b>	<b>1</b>	<b>-</b>	<b>11-5</b>



# SMITH'S CAREER GAME-BY-GAME (Cont.)

										1997	Opponent	P/S	TT	UT	A	S/Yds	I/Yds	PD	FFFR	W/L	Score						
1993	Opponent	P/S	TT	UT	A	S/Yds	I/Yds	PD	FFFR	W/L	Score	8/31	at Seattle	S	2	2	-	-	-	1	-	W 41-3					
9/5	Phoenix				Inactive					W	23-17	9/7	Buffalo	S	6	4	2	-	-	-	-	L 22-28					
9/12	at Green Bay	P	-	-	-	-	-	-	-	-	W	20-17	9/14	at New England	S	6	5	1	-	-	1	-	L 24-27				
9/19	Washington	P	-	-	-	-	-	-	-	W	34-31	9/21	Oakland	S	4	2	2	-	-	-	-	W 23-22					
10/3	at N.Y. Jets	P	-	-	-	-	-	-	-	W	35-30	9/28	at Cincinnati	S	2	2	-	-	-	-	1	-	W 31-14				
10/10	Chicago	P	-	-	-	-	-	-	-	L	6-17	10/5	at Indiana	S	4	4	-	-	-	-	1	1	W 16-12				
10/17	at N.Y. Giants	P	1	1	-	-	-	-	-	L	10-21	10/12	Miami	S	8	6	2	-	-	-	1	-	L 20-31				
10/31	Dallas	P	-	-	-	-	-	-	-	L	10-23	10/19	New England	S	3	2	1	-	-	-	-	-	W 24-19				
11/7	at Phoenix	P	-	-	-	-	-	-	-	L	3-16	11/2	Baltimore	S	6	6	-	-	-	1	25	3	-	W19-16ot			
11/14	Miami	P	1	-	1	-	-	-	-	L	14-19	11/9	at Miami	S	5	3	2	-	-	-	-	-	L 17-24				
11/21	N.Y. Giants	P	-	-	-	-	-	-	-	L	3-7	11/16	at Chicago	S	5	3	2	-	-	2	39	4	-	W 23-15			
11/28	at Washington	P	3	2	1	-	-	1	2	-	W	17-14	11/23	Minnesota	S	4	4	-	-	-	-	-	1	W 23-21			
12/6	at Dallas	P	-	-	-	-	-	-	-	L	17-23	11/30	at Buffalo	S	4	4	-	-	-	-	3	-	L 10-20				
12/12	Buffalo	P	-	-	-	-	-	-	-	L	7-10	12/7	Indianapolis	S	9	9	-	-	-	-	-	-	L 14-22				
12/19	at Indiana	P	-	-	-	-	-	-	-	W	20-10	12/14	Tampa Bay	S	1	-	-	-	2	96	3	-	W 31-0				
12/26	New Orleans	P	-	-	-	-	-	-	-	W	37-26	12/21	at Detroit	S	1	1	-	-	-	-	-	-	L 10-13				
1/3	at S.F.	P	-	-	-	-	-	-	-	W	7-34ot	1997	Totals	16/16	70	57	13	-	-	6	160	18	1	2	9-7		
1993	Totals	15/0	5	3	2	-	-	1	2	-	8-8																
1994	Opponent	P/S	TT	UT	A	S/Yds	I/Yds	PD	FFFR	W/L	Score	9/6	at S.F.	S	3	2	1	-	-	-	-	L 30-36ot					
9/4	at N.Y. Giants	P	3	3	-	-	-	-	-	L	23-28	9/13	Baltimore	S	6	5	1	-	-	-	32	1	-	L 10-24			
9/12	Chicago	P	-	-	-	-	-	-	-	W	30-22	9/20	Indianapolis	S	6	5	1	-	-	-	-	-	W 44-6				
9/18	Green Bay	P	2	2	-	-	-	-	-	W	13-7	10/4	Miami	S	5	2	3	-	-	-	-	1	-	W 20-9			
10/2	at S.F.	P	-	-	-	-	-	-	-	W	40-8	10/11	at St. Louis	S	5	5	-	-	-	-	-	-	-	L 10-30			
10/9	Washington	P	-	-	-	-	-	-	1	W	21-17	10/19	at New England	S	3	1	2	-	-	-	-	1	-	W 24-14			
10/16	Dallas	P	-	-	-	-	-	-	-	L	13-24	10/25	Atlanta	S	2	1	1	-	-	-	-	1	-	W 28-3			
10/24	Houston	S	1	1	-	-	-	-	-	W	21-6	11/1	at K.C.	S	5	5	-	-	-	-	-	-	-	W 20-17			
10/30	at Washington	P	2	2	-	-	-	-	-	W	31-29	11/8	Buffalo	S	3	3	-	-	-	1	2	2	-	W 34-12			
11/6	Arizona	P	1	1	-	-	-	-	-	W	17-7	11/15	at Indiana	S	2	1	1	-	-	-	1	2	-	L 23-24			
11/13	Cleveland	P	-	-	-	-	-	-	1	L	7-26	11/22	at Tennessee	S	5	5	-	-	-	-	-	1	-	W 24-3			
11/20	at Arizona	P	-	-	-	-	-	-	-	L	6-12	11/29	Carolina	S	5	4	1	-	-	-	-	-	-	W 48-21			
11/27	at Atlanta	S	7	5	2	1	-	-	-	L	21-28	12/6	Seattle	S	8	8	-	-	-	-	-	-	-	W 32-31			
12/4	Dallas	P	-	-	-	-	-	-	-	L	19-31	12/13	at Miami	S	3	2	1	-	-	-	-	2	-	W 21-16			
12/11	at Pittsburgh	P	3	1	2	-	-	-	-	L	3-14	12/19	at Buffalo	S	5	5	-	-	-	-	-	3	-	W 17-10			
12/18	N.Y. Giants	P	1	1	-	-	-	-	-	L	13-16	12/27	New England	S	4	3	1	-	-	-	-	1	-	W 31-10			
12/24	at Cincinnati	P	1	-	1	-	-	-	-	L	30-33	1998	Totals	16/16	70	57	13	-	-	2	34	15	-	-	12-4		
1994	Totals	16/2	21	16	5	1	-	-	2	-	7-9																
1995	Opponent	P/S	TT	UT	A	S/Yds	I/Yds	PD	FFFR	W/L	Score	9/12	New England						Inactive			L 28-30					
					Game-by-Game Information Unavailable							9/19	at Buffalo						Inactive			L 3-17					
1995	Totals	11/10	47	28	19	0	0	6	101	14	0	0	3-13	9/26	Washington							Inactive		L 20-27			
												10/3	at Denver	S	3	3	0	-	-	-	-	-	-	W 21-13			
1996	Opponent	P/S	TT	UT	A	S/Yds	I/Yds	PD	FFFR	W/L	Score																
9/1	at Denver				Inactive					L	6-31																
9/8	Indianapolis	P	-	-	-	-	-	-	-	L	7-21																
9/15	at Miami	P	-	-	-	-	-	-	-	L	27-36																
9/22	N.Y. Giants				Inactive					L	6-13																
9/24					Waived																						
10/13	Washington	P	-	-	-	-	-	-	-	L	22-27	10/3	Tampa Bay	P	1	1	0	-	-	-	-	-	-	-	L 16-21		
10/20	at Indiana	P	5	5	-	-	-	-	-	W	27-9	9/11	at N.Y. Jets	S	5	5	0	-	-	-	-	2	-	-	L 19-20		
10/27	Buffalo	P	2	2	-	-	-	-	-	W	28-25	9/17	Minnesota	S	1	0	1	-	-	-	-	-	-	-	L 13-21		
11/3	Miami	P	-	-	-	-	-	-	1	-	W	42-23	9/24	at Miami	P	0	0	0	-	-	-	-	-	-	-	L 3-10	
11/10	at N.Y. Jets	P	3	2	1	-	-	-	1	-	W	31-27	10/1	at Denver	S	2	1	1	-	-	-	-	-	-	-	W 28-19	
11/17	Denver	S	5	4	1	-	-	-	-	L	8-34	10/8	Indianapolis	S	7	5	2	-	-	-	-	1	-	-	W 24-16		
11/24	Indianapolis	S	2	1	1	-	-	-	-	W	27-13	10/15	N.Y. Jets	S	3	3	0	-	-	-	-	1	-	-	L 17-34		
12/1	at San Diego	S	3	3	-	-	-	1	9	2	-	W	45-7	10/22	at Indianapolis	S	5	5	0	-	-	-	-	-	-	-	L 23-30
12/8	N.Y. Jets	S	4	3	1	-	-	-	1	-	W	34-10	11/5	Buffalo	S	8	8	0	-	-	-	-	1	-	-	L ot 13-16	
12/15	at Dallas	S	1	1	-	-	-	-	1	-	L	6-12	11/12	at Cleveland	S	3	3	0	-	-	-	-	1	-	-	L 11-19	
12/21	at N.Y. Giants	S	6	5	1	1	7	1	11	2	-	W	23-22	11/19	Cincinnati	S	8	6	2	-	-	-	-	1	1	W 16-13	
1996	Totals	13/6	31	26	5	1	7	2	20	8	-		11/23	at Detroit	S	2	1	1	-	-	-	-	1	-	-	L 9-34	
												12/4	Kansas City	S	3	3	0	-	-	-	1	1	1	W 30-24			
												12/10	at Chicago	S	5	4	1	-	-	-	-	1	-	-	L 17-24		
												12/17	at Buffalo	S	10	10	0	-	-	-	-	-	-	-	W ot 13-10		
												12/24	Miami	S	6	4	2	-	-	-	-	1	-	-	L 24-27		
												2000	Totals	16/14	69	59	10	0	0	1/	56	11	1	2	5-11		





# GREG SPIRES

## DEFENSIVE END

6-1 ★ 265<sup>LB</sup> ★ ACQ: D3B-98 (83<sup>RD</sup>)  
 YEARS NFL/PATRIOTS: 4/4  
 CAREER GP/GS: 42/3 (1/0)  
 FLORIDA STATE ★ ELEMENTARY EDUCATION  
 DOB 8/12/74 ★ MARIANA, FL



## Career Transactions

Greg Spires was drafted by the Patriots with their second of two selections in the third round (83rd overall) of the 1998 NFL draft ... Signed by the Patriots (7/16/98) ... Placed on injured reserve (12/14/99) ... Re-signed with the Patriots (4/30/01).

## Career Highlights

★ **Career GP/GS: 42/3 (1/0)**

★ Spires led the Patriots with six sacks in 2000 (along with Willie McGinest) despite only starting in two games.

★ Spires proved to be a pass rushing specialist in 2000 when over a third of his tackles were sacks (17 tackles-6 sacks).

★ Spires recorded two sacks in his first playoff game at Jacksonville (1/3/99).

## Seasonal Reviews

**2000 (16/2):** Played in all 16 games and started two as the Patriots pass rushing specialist ... Recorded a career-high six sacks and shared the team lead with Willie McGinest ... Also proved to be a disruptive force for the Patriots, forcing three fumbles. **Minnesota (9/17):** Filled in for Willie McGinest and accumulated one-and-a-half sacks for a combined loss of nine yards as the Patriots held the Vikings to 315 total yards, their fourth lowest output of the season ... His sacks came on consecutive plays in the third quarter ... He dropped Daunte Culpepper for a 4-yard loss and then teamed with Henry Thomas for a 10-yard sack. **Denver (10/1):** Sacked Brian Griese for a 12-yard loss and forced a fumble which the Broncos recovered in the Patriots 28-19 victory. **Indianapolis (10/8):** Established a career-high with two sacks, dropping Peyton Manning for a loss of 10-yards ... Forced Manning to fumble on his second sack, but it was recovered by the Colts. **N.Y. Jets (10/15):** Made his second career start and recorded

one tackle as the Patriots held the Jets to 130 yards passing, the lowest total allowed by the Patriots during the 2000 season. **Cleveland (11/12):** Started at defensive end and recorded three tackles, including a half-a-sack ... Teamed with Chris Slade to sack Doug Pederson for a 5-yard loss. **Cincinnati (11/19):** Registered three tackles, including an 8-yard sack of Scott Mitchell ... Forced Mitchell to fumble on the play but the Bengals recovered the loose ball. **Buffalo (12/17):** Pressured Rob Johnson in the second quarter, knocking him out of the game with a concussion.

## SPIRES' BLUEPRINTS

★ Greg sacked Indianapolis Colts quarterback Peyton Manning twice in the same game (10/8/00, vs. Indianapolis). Manning was only sacked multiple times in one game by an opposing *team* five times in 2000.

**1999 (11/0):** Played in a 11 games as a defensive reserve ... Saw limited action on special teams ... Finished the season with eight tackles, including half of a sack, and two special teams tackles ... Suffered a hip injury in a game at Buffalo (11/28) and missed the remainder of the season ... Placed on injured reserve on Dec. 14. **Miami (10/17):** Reported season highs with four tackles, including an assist on a sack of Damon

Huard ... It was just one of nine team sacks on the day ... Also added a special teams tackle.

**1998 (15/1, 1/0):** Participated in 15 regular season and one playoff game for the Patriots, including one start at right defensive end ... Finished his rookie campaign with 22 total tackles (17 solos), including three sacks for 26 yards and three pass deflections ... Did not start the Patriots playoff game at Jacksonville (1/3/99), but led the team with two sacks for 13 yards ... Made a solo stop in his NFL debut at Denver (9/7) ... Recorded his first career sack in a 40-10 blowout over Kansas City (10/11) when he sacked Elvis Grbac for a 6-yard loss ... Missed the next game vs. the New York Jets (10/19) when he was listed among the Patriots inactives ... Posted three solo stops and three passes defended vs. Atlanta (11/8) ... Credited with his second sack



of the season when he tracked down Doug Flutie for a 10-yard loss in a victory over Buffalo (11/29) ... Posted a season-high four tackles, including a 10-yard sack of Steve Young in a 24-21 victory over the 49ers (12/20) ... Two of his three tackles at Jacksonville (1/3/99) were sacks of Mark Brunell ... They were the only two sacks by the Patriots in the playoff game.

## College

Spires showed his versatility during his collegiate career at Florida State, moving from linebacker to nose guard to defensive end ... He was a four-year letterman (1994-97) and totaled 115 tackles (59 solos), including 18 career sacks for the Seminoles ... Played in three bowl games in his final three years - an Orange Bowl and two Sugar Bowls. **1997**

**(Senior):** Started eight of nine games, including the last seven games of the season at right defensive end ... Missed the first three games of the season while recovering from a fractured fibula ... Compiled 32 tackles (17 solos), including 10 sacks and 14 tackles for loss, and caused two fumbles to earn second-team All-Atlantic Coast Conference honors ... His 10 sacks ranked second in the ACC ... Wreaked havoc against North Carolina with a four-sack effort - one shy of the school record and third-highest single-game total in Florida State history. **1996 (Junior):** Appeared in 11 games as a reserve defensive end, but did not start ... Finished the season with 35 tackles (20 solos), including seven sacks and nine tackles for loss ... Posted a season-high six tackles and a sack in games vs. Clemson and Florida ... Recorded a season-high 1.5 sacks in a 34-16 victory over Miami. **1995 (Sophomore):** Appeared in 11 games as a reserved defensive tackle and finished the year with a career-high 42 tackles (20 solos) ... Credited with five tackles for loss, a sack and two

pass deflections ... Opened the season with five tackles, including three for loss and a sack vs. Duke ... Delivered a season-high seven tackles, including two for loss, and deflected a pass vs. Wake Forest. **1994**

**(Freshman):** Recorded six tackles in five games of spot duty as a reserve nose guard. **1993 (Redshirt):** Recruited to FSU after earning All-American prep honors as a linebacker, but made the transition to defensive line during his redshirt season.

## Personal

Gregory Tyrone Spires was born Aug. 12, 1974 in Mariana, Fla. ... He attended Mariner High School in Cape Coral, Fla., where he earned All-American acclaim as a linebacker and fullback as a senior in 1992 ... Earned District Player of the Year and was a Blue Chip Illustrated All-Region selection after rushing for over 900 yards as a senior ... Blocked three punts and averaged 11 tackles per game during his four-year high school career ... Greg and his wife, Dara, reside in Quincy, Mass.

### SINGLE-GAME CAREER HIGHS

#### Regular Season

**Tackles:** 4 Miami (10/17/99)  
San Francisco (12/20/98)  
**Sacks:** 2 vs. Indianapolis (10/8/00)  
1.5 vs. Minnesota (9/17/01)  
1 vs. San Francisco (12/20/98)  
1 vs. Buffalo (11/29/98)  
1 vs. Kansas City (10/11/98)

**Passes Def.:** 3 vs. Atlanta (11/8/98)

#### Postseason

**Tackles:** 3 at Jacksonville (1/3/99)  
**Sacks:** 2 at Jacksonville (1/3/99)

## GREG SPIRES

**Pos:** DE **Ht:** 6-1 **Wt:** 265 **Year:** 4 **Acq:** D3b-98 (83rd) **College:** Florida State **Born:** 8/12/74

Regular Season			Tackles					Interceptions			Misc.			Postseason Statistics									
Year	Team	G/S	TT	UT	A	S	Yds	No	Yds	PD	FF	FR	SpT	G/S	TT	UT	A	S	Yds	Int	Yds	PD	
1998	Patriots	15/1	22	17	5	3.0	26.0	0	0	3	0	0	0	1/0	3	3	0	2	13	0	0	0	
1999	Patriots	11/0	8	7	1	0.5	6.5	0	0	0	0	0	2	-/-	-	-	-	-	-	-	-	-	
2000	Patriots	16/2	17	12	5	6.0	41.5	0	0	1	3	1	0	-/-	-	-	-	-	-	-	-	-	
Totals-3 Years			42/3	47	36	11	9.5	74.0	0	0	4	3	1	2	1/0	3	3	0	2	13	0	0	0





# MATT STEVENS

## SAFETY

6-0 ★ 205 LBS ★ ACQ: CW (WAS)-00  
 YEARS NFL/PATRIOTS: 6/1  
 CAREER GP/GS: 65/17 (3/1)  
 APPALACHIAN STATE ★ BIOLOGY  
 DOB 6/14/73 ★ CHAPEL HILL, NC



## Career Transactions

Matt Stevens was claimed off waivers by the New England Patriots on Dec. 20, 2000 ... Re-signed by the Patriots (3/16/01) ... He was originally drafted by the Buffalo Bills in the third round (87th overall) of the 1996 NFL draft ... Released by Buffalo (8/24/97) ... Claimed off of waivers by Philadelphia (8/25/97) ... Signed by the Redskins as a free agent (12/8/98) ... Waived by the Redskins (12/18/00).

## Career Highlights

- ★ **Career GP/GS: 65/17 (3/1)**
- ★ Stevens has totaled 171 tackles (112 solos) and 10 interceptions during his five-year NFL career.
- ★ Led the Redskins with a career-high six interceptions during the 1999 season. Also accumulated a career-high 54 defensive tackles in 1999.
- ★ Stevens has excelled on special teams during his career, totaling 39 career tackles. He set a single-season high (16) with Philadelphia in 1997.

## Seasonal Reviews

**2000 (1/0 New England-15/4 Washington):** Started four of 15 games with the Redskins before being waived (12/18) ... Claimed off of waivers by the Patriots (12/20) ... Totaled 41 tackles (27 solos) and 11 special teams tackles ... Snared one interception, recovered a fumble and forced a fumble which was recovered by the Redskins. **Detroit (9/10):** Started at safety and finished third on the team with five tackles. **Baltimore (10/15):** Returned to the starting line-up and tallied two tackles as the Redskins limited the Ravens to 199 total yards in their 10-3 victory. **Jacksonville (10/22):** Tied for the team lead with six tackles, in the Redskins 35-16 win over the Jaguars ... Intercepted his first pass of the season and also forced a fumble which was recovered by Sam Shade ... His two forced turnovers resulted in seven points for the Redskins. **St. Louis (11/20):** Started at safety and

recovered a fumble forced by Deion Sanders, which led to a Redskin field goal ... Also totaled two defensive and two special teams tackles. **Philadelphia (11/26):** Started and was credited with two defensive and two special teams tackles. **Dallas (12/10):** Led all defenders with a season-high nine tackles (7 solos). **Miami (12/24):** Claimed off of waivers by the Patriots (12/20) and saw action on special teams, recording one tackle.

**1999 (15/1 - Washington):** Stevens recorded a team and career-high six interceptions almost entirely in a reserve role ... He played in 15 games, with one start

and was credited with a career-best 54 tackles (36 solos) ... Played in both playoff games and recorded three tackles and one interception in a reserve role. **Dallas (9/12):** Intercepted a pass which set up a Redskin field goal and added five tackles. **N.Y. Giants (9/19):** Nabbed his second interception in as many weeks and added a pair of tackles. **Carolina (10/3):** Credited with five tackles. **Dallas (10/24):** Recovered a fumble. **Chicago (10/31):** Enjoyed perhaps the best game of his career, intercepting two passes and tackling running back Curtis Enis for a loss on fourth-and-one. **Buffalo (11/7):**

Followed with another memorable game, starting at free safety and recorded a career-high 12 tackles (7 solos), including a sack. **Arizona (12/12):** Registered an interception and two solo tackles. **Indianapolis (12/19):** Forced a fumble and recorded four tackles. **San Francisco (12/26):** Intercepted his sixth pass of the season and added eight tackles (4 solos). **Detroit (1/8/00):** Snared his first interception of the postseason, helping the Redskins to a 27-13 Wild Card playoff victory.

**1998 (7/1 - Philadelphia- 3/0 - Washington):** Stevens was signed by the Redskins late in the season and contributed mainly on special teams ... He

### STEVENS' BLUEPRINTS

- ★ Matt was one of only four Appalachian State players to be named first-team All-American in back-to-back years. He finished his college career second on his school's all-time interception list with 21.
- ★ Matt has exhibited a flair for the big play during his career, intercepting 10 passes, forcing three fumbles and recovering four. Two of his first three interceptions came in his opponents' end zone.



## SINGLE-GAME CAREER HIGHS

### Regular Season

**Tackles:** 12 vs. Buffalo (11/7/99)  
10 at Philadelphia (11/10/96)

**Solo:** 7 vs. Buffalo (11/7/99)  
at Philadelphia (11/10/96)

**Interceptions:** 2 vs. Chicago (10/31/99)

**Sacks:** 1 vs. Buffalo (11/7/99)

saw his first action vs. Carolina (12/13) and made two tackles on special teams ... Credited with two special teams tackles vs. Tampa Bay (12/20) ... Before joining the Redskins, Stevens played in seven games with one start for the Eagles, tallying 18 tackles (eight solos) and one pass defended ... He also added four special teams tackles.

**1997 (11/0 - Philadelphia):** Stevens finished second on the Eagles with 16 special teams tackles ... Debuted on special teams vs. Jacksonville (10/12) ... Recovered a fumble on a kickoff return and intercepted a pass in the end zone in the Eagles 23-20 victory over Pittsburgh (11/23) ... Before joining the Eagles, Stevens spent the 1997 training camp with Buffalo but was released (8/24).

**1996 (13/11 - Buffalo):** In his rookie season, Stevens played in 13 games for Buffalo with a career-high 11 starts ... Registered 49 tackles (30 solo) and finished tied for second on the Bills with two interceptions ... Made his NFL debut vs. Dallas (9/22) ... Replaced an injured Henry Jones at strong safety vs. Indianapolis

(10/6) and started at strong safety for the final 11 games of the season ... Stevens got his first career interception vs. N.Y. Jets (10/20) ... Credited with 10 tackles (7 solos) vs. Philadelphia (11/10) and deflected a pass in the end zone with less than a minute left to help preserve a 24-17 Bills win ... Intercepted his second pass of the season in the end zone as time expired vs. Cincinnati ... Started and recorded five tackles in AFC Wildcard game vs. Jacksonville (12/28).

## College

Stevens played four seasons at Appalachian State and was a first-team All-American as a junior and senior ... He was one of only four ASU players to earn such accolades ... Finished second on the Mountaineers all-time interception list with 21 ... Earned all-Southern Conference honors both years ... As a junior at cornerback, Stevens set a school record and led the conference with 10 interceptions ... Earned second-team all-Southern Conference honors as a sophomore.

## Personal


Matthew Brian Stevens was born on June 14, 1973 in Chapel Hill, N.C. ... In his prep career, Stevens was an all-conference and all-area selection as a defensive back and wide receiver at Chapel Hill (NC) High ... Also earned all-conference honors in track and lettered in basketball and wrestling ... Matt and his wife, Terri, have a daughter, Cassie ... Majored in biology and secondary education at Appalachian State.

## MATT STEVENS

**Pos:** S **Ht:** 6-0 **Wt:** 205 **Year:** 6th **Acq:** CW(WAS)-00 **College:** Appalachian State **Born:** 6/14/73


Regular Season			Tackles					Interceptions						Miscellaneous						
Year	Team	G/S	TT	UT	A	S	Yds	No	Yds	Avg	Lg	TD	PD	FF	FR	Yds	TD	SpT	Blk	
1996	Bills	13/11	49	30	19	0	0	2	0	0.0	0	0	8	0	1	0	0	1	0	
1997	Eagles	11/0	9	9	0	0	0	1	0	0.0	0	0	4	0	1	0	0	16	0	
1998	Eagles	7/1	18	10	8	0	0	0	0	0.0	0	0	1	0	0	0	0	4	0	
	Redskins	3/0	0	0	0	0	0	0	0	0.0	0	0	0	0	0	0	0	4	0	
1999	Redskins	15/1	54	36	18	1	2	6	61	10.2	25	0	12	1	1	0	0	3	0	
2000	Redskins	15/4	41	27	14	0	0	1	0	0	0	0	2	2	1	1	0	10	0	
	Patriots	1/0	0	0	0	0	0	0	0	0	0	0	0	0	0	0	0	1	0	
Totals -5 Years			65/17	171	112	59	1	2	10	61	6.1	25	0	27	3	4	1	0	39	0
Postseason			Tackles					Interceptions						Miscellaneous						
Year	Team	G/S	TT	UT	A	S	Yds	No	Yds	Avg	Lg	TD	PD	FF	FR	Yds	TD	SpT	Blk	
1996	Bills	1/1	5	2	3	0	0	0	0	0	0	0	0	0	0	0	0	0	0	
1999	Redskins	2/0	3	3	0	0	0	1	0	0.0	0	0	1	0	0	0	0	1	0	
Totals-2 Years			3/1	8	5	3	0	0	1	0	0.0	0	0	1	0	0	0	0	1	0





# ADAM VINATIERI

## PLACEKICKER



**6-0 ★ 200<sup>LBS</sup> ★ ACQ: FA-96**  
**YEARS NFL/PATRIOTS: 6/6**  
**CAREER GP/GS: 80/0 (6/0)**  
**SOUTH DAKOTA STATE ★ FITNESS & WELLNESS**  
**DOB 12/28/72 ★ YANKTOWN, SD**

## Career Transactions

Adam Vinatieri signed with the Patriots as a rookie free agent on June 28, 1996 ... He originally signed with the Amsterdam Admirals of the World League in the spring of 1996 ... Re-signed by the Patriots (7/19/98) ... Re-signed with the Patriots (3/12/99).

## Career Highlights

- ★ **Career GP/GS: 80/0 (6/0)**
- ★ Vinatieri has totaled 575 points in his first five seasons in the NFL after going undrafted and signing as a free agent in 1996. It is the third most proficient start to an NFL career in the history of the game.
- ★ Vinatieri scored 106 points during the 2000 season, making him just the third player in NFL history to record at least 100 points in the first five seasons of his career, joining Jason Elam (1993-96) and Jan Stenerud (1967-71).
- ★ Vinatieri became just the third Patriot to amass 500 points during his career when he connected on an extra point vs. Indianapolis (10/8/00), joining Gino Cappelletti (1,130 points) and John Smith (692).
- ★ Kicked two game-winning field goals during the 2000 season, increasing his career total to eight. He nailed a 24-yard kick with just 19 seconds remaining in overtime against Buffalo (12/17/00) for a 13-10 win. He also booted a 22-yard field goal vs. Cincinnati with three seconds left in regulation for a 16-13 Patriots victory.
- ★ Set a franchise rookie record with 120 points in 1996.
- ★ Set a franchise record by kicking 25 consecutive field goals without a miss over a span of two years to finish just six kicks shy of the NFL record.
- ★ Scored a career-high 127 points, converting 31 of 39 field goals and all 32 extra point attempts in 1998. His 31 field goals were the second-most in franchise history (Tony Franklin, 32).

- ★ Earned Miller Lite Player of the Game and Staples Star of the Game honors after converting all four field goals, including a long of 52 yards, and three PATs for 15 points in the Patriots 33-6 victory over Buffalo (10/12/97).
- ★ While in the World League, Vinatieri showed that he had a strong leg and could double as a punter. He was signed to add depth and consistency to the Patriots kickoff team in 1996, but ultimately displayed enough poise and promise to warrant the release of veteran placekicker Matt Bahr.
- ★ Caught Dallas Herschel Walker from behind and made a touchdown-saving tackle as a rookie at Dallas (12/15/96).

## VINATIERI'S BLUEPRINTS

- ★ Adam became just the third player in NFL history to record at least 100 points in the first five seasons of his career, joining Jason Elam (1993-96) and Jan Stenerud (1967-71).
- ★ Adam has two unique family ties. He is a cousin of Daredevil Evel Knievel and great, great grandson of Felix Vinatieri - who was General Custer's bandmaster.

## Seasonal Reviews

**2000 (16/0):** Scored in all 16 games and led the Patriots with 106 points ... Ranked ninth in the AFC with 106 points ... Became only third player in NFL history, along with Jan Stenerud and Jason Elam, to record at least 100 points in his first five seasons ... Kicked 16 consecutive field goals during the 2000 season, the second-highest total in Patriots history to his previous record of 25 from 11/24/96 to 11/9/97 ... Eclipsed the 500 point mark on

an extra point vs. Indianapolis (10/8) to become just the third Patriots player to do so (Gino Cappelletti - 1,130, John Smith - 692) ... Moved past John Smith (128) on Patriots all-time successful field goals list with a 43-yard field goal at Detroit (11/23) ... Vinatieri finished the season with 136 successful field goals. **Tampa Bay (9/3):** Opened the season with four points, nailing 30-yard field goal and one extra point. **N.Y. Jets (9/11):** Accumulated a season-high 13 points, connecting on four-of-five field goals and an extra point ... Connected on field goals from 32, 35, 30 and 33 yards. **Miami (9/24):** Accounted for the Patriots only points of the game, with a 40-yard field goal. **Denver (10/1):** Connected on all four extra points in the Patriots 28-19 win ... Boomed five of six kickoffs into the end zone, two for

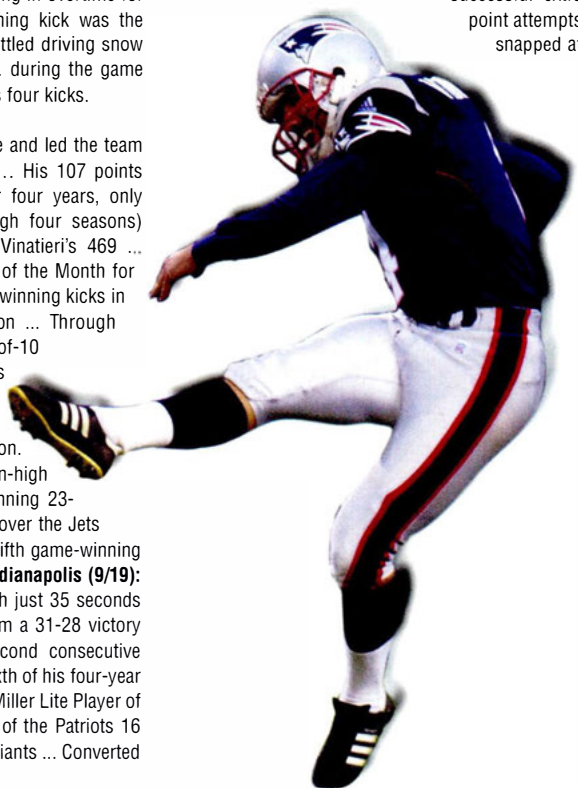


touchbacks. **Indianapolis (10/22):** Converted all six of his kicks, three field goals and three extra points, accounting for 11 of the Patriots 23 points ... Vinatieri remained perfect in RCA Dome, where he has kicked 12 extra points and nine field goals without a miss. **Buffalo (11/5):** Successful on a 48-yard field goal with 20 seconds remaining in the first half ... Kicked go-ahead field goal with 2:03 remaining in game. **Cincinnati (11/19):** Nailed three field goals, including a game-winning 22-yarder with three seconds remaining in game ... It was the seventh of his eight successful game-winning field goals of his career ... Extended his streak of successful field goals to eleven consecutive kicks. **Detroit (11/23):** Earned Patriots Miller Lite Player of the Game honors, scoring all nine Patriots points on field goals of 24, 27 and 43 yards ... Extended his successful field goals indoors to 21. **Kansas City (12/4):** Notched the longest outdoor field goal of his career, when he connected on a 53-yarder as first half expired ... His previous outdoor high was 52-yards vs. Buffalo (10/12/97) ... Converted two field goals before missing a 37-yarder, snapping his consecutive field goal streak at 16 ... It is the second longest streak in team history, trailing only his record of 25. **Buffalo (12/17):** Kicked game-winning 24-yard field goal with 19 seconds remaining in overtime for the 13-10 win ... The game-winning kick was the eighth of his career ... Vinatieri battled driving snow and wind gusts of over 40 m.p.h. during the game and was successful on three of his four kicks.

**1999 (16/0):** Played in every game and led the team in scoring with 107 total points ... His 107 points ranked 11th in the AFC ... After four years, only Denver's Jason Elam (479 through four seasons) scored more points faster than Vinatieri's 469 ... Earned AFC Special Teams Player of the Month for September, after converting game-winning kicks in the first two games of the season ... Through September, he had converted 9-of-10 field goal attempts and all nine PATs for 36 points ... His field goals contributed to the wins in each of the first three games of the season.

**N.Y. Jets (9/12):** Scored a season-high 12 points, including the game-winning 23-yard field goal for a 30-28 victory over the Jets in the season opener ... It was his fifth game-winning field goal in his four-year career. **Indianapolis (9/19):** Converted a 26-yard field goal with just 35 seconds remaining to help the Patriots claim a 31-28 victory over the Colts ... It was his second consecutive game-winning field goal and the sixth of his four-year career. **N.Y. Giants (9/26):** Earned Miller Lite Player of the Game honors after scoring 10 of the Patriots 16 points in a 16-14 victory over the Giants ... Converted

all three field goal attempts and his only extra point attempt. **Cleveland (10/2):** Named special teams co-captain for the game ... Converted his first two field goals of the game, but had his consecutive field goal streak snapped at nine when he missed his first attempt of the season in the third quarter ... Extended his consecutive PAT streak to 106 straight to set a franchise record (previously held by Gino Cappelletti) ... His streak began vs. Buffalo on Oct. 27, 1996. **Kansas City (10/10):** Converted both extra point attempts to give him 400 points for his career ... Became just the fifth player in franchise history to reach that plateau ... Missed field goal attempts of 48 and 32 yards in a 16-14 loss ... His 32-yard attempt came with just nine seconds remaining in the game ... It was the seventh game-winning field goal attempt of his career ... He was successful on his first six attempts. **Miami (10/17):** After opening the season by connecting on his first nine field goal attempts, he missed his next three kicks entering the Miami game ... He rebounded by converting all three field goal attempts and all three extra point attempts to score 12 of the Patriots 30 points ... Extended his PAT streak to a franchise-best 111 straight. **Arizona (10/31):** Had his franchise-record streak of successful extra point attempts snapped at



117 when his third attempt of the game was blocked ... He had not missed in over three seasons ... The streak began during his rookie year in Buffalo on Oct. 27, 1996 ... It was just the second blocked PAT attempt of his career - the first was against Jacksonville on Sept. 22, 1996. **Indianapolis (12/12):** Converted all three field goal attempts ... It was the 16th time in his career that he had converted at least three field goals in a game ... His second field goal moved him ahead of Franklin (445 points) into third place on the team's all-time scoring list. **Philadelphia (12/19):** Kicked field goals of 23, 43 and 46 yards ... It was the 17th time of his career that he had at least three field goals in a game. **Baltimore (1/2/00):** Converted his longest field goal of the year, a 51-yard effort, in a 20-3 victory over the Ravens ... It was his fifth career field goal of 50 yards or more ... Converted every attempt, including two field goals and two PATs for eight total points ... Finished the season with 107 total points ... His fourth consecutive 100-point season ... Only Cappelletti has a longer streak of 100-point seasons (6).

**1998 (16/0, 1/0):** Played in every game for the Patriots, extending his consecutive games played streak to 48 games ... Scored a career-high 127 points, converting 31 of 39 field goals and all 32 extra point attempts ... His 31 field goals were the second-most in franchise history, only Franklin, who converted 32 field goals in 1986, had more ... His 127 points ranked seventh in franchise history and was the most by a Patriot since Franklin scored 140 points in 1986 ... It also ranked fifth (tied) in the league in 1998, tied for third in the AFC ... Kicked a career-long 55-yard field goal at St. Louis (12/13) ... Recorded nine special teams tackles ... He was twice voted the AFC Special Teams Player of the Week and also received AFC Special Teams Player of the Month recognition

## GAME WINNING KICKS

Adam Vinatieri has successfully converted eight game-winning field goal opportunities. His eight successful kicks are listed below:

Date	Opponent	Yds	Time	Final Score
12/17/00	at Buffalo	24	0:19 ot	13-10
11/19/00	Cincinnati	22	0:03	16-13
09/19/99	Indianapolis	26	0:35	31-28
09/12/99	at N.Y. Jets	23	0:03	30-28
12/20/98	San Francisco	35	0:03	24-21
10/04/98	at New Orleans	27	0:03	30-27
09/14/97	N.Y. Jets	34	6:57 ot	27-24
09/22/96	Jacksonville	40	12:24 ot	28-25

for the month of October ... Converted three field goals, including a long of 52 yards, in a 29-6 victory over Indianapolis (9/13) ... Converted a season-long streak of nine consecutive field goals, beginning with kicks of 43 and 41 yards in a 27-16 victory over Tennessee (9/20) ... Had three field goals, including the game-winning 27-yard field goal in a 30-27 victory over New Orleans (10/4) to earn AFC Special Teams Player of the Week ... Converted all four field goal attempts and all four extra point attempts in a 40-10 white-washing of the Kansas City Chiefs (10/11) ... His 16 points in that game tied a career-high ... Converted 3-of-4 field goal attempts at Miami (10/25) to close out the month of October converting 10-of-11 field goals and all nine extra point attempts for 39 total points ... The performance earned him his first AFC Special Teams Player of the Month honors ... Scored 14 points by converting all four field goals and both extra point attempts in a come-from-behind 26-23 victory over the Miami Dolphins (11/23) to earn AFC Special Teams Player of the Week honors for the second time in 1998 ... Provided seven points in a 25-21 victory over Buffalo (11/29) ... Scored 11 points, including all three field goals and both extra points in a 23-9 victory over the Steelers in Pittsburgh (12/6) ... Converted all four field goal attempts for 12 points at St. Louis (12/13) ... Kicked a 35-yard field goal with just three seconds remaining in the game to give the Patriots a 24-21 victory over San Francisco (12/20) and clinch a play-off berth for a franchise-record third straight season ... It was his second game-winning kick of the season and the fourth of his career.

**1997 (16/0, 2/0):** Played in every game and led the team in scoring with 115 points - sixth in the AFC ... Earned first-team All-AFC honors from the Football News and was the recipient of the Shaw's 12th Man Award, as voted on by the New England fans ... Handled all kicking duties, including kickoffs, field goals and PATs ... Converted 25 of 29 field goals (.862) and all 40 PATs ... His 115 points ranks 10th among the Patriots all-time leading single season scorers ... His 25 field goals ranked fifth in franchise history and were just two shy of his single season career-high ... Converted 3-of-5 field goals and a pair of extra points to lead the team with 11 points in the postseason ... Set a franchise record for the longest postseason field goal with a 46-yard kick at Pittsburgh (1/3/98) ... Opened the season with a pair of field goals and five PATs in a 41-7 victory over the Chargers (8/31) ... Set a new franchise record with his 15th consecutive field goal without a miss at Denver (10/6) ... Earned Miller Lite Player of the Game and Staples Star of the Game honors after converting all four field goals, including a career-long 52-yarder, and three PATs for 15 points in the Patriots



## MODEL OF CONSISTENCY

Adam Vinatieri became only the third player in the history of the NFL to record at least 100 points in his first five seasons, joining Jason Elam (1993-97) and Jan Stenerud (1967-71).

Rk	Player	Yr1	Yr2	Yr3	Yr4	Yr5	Total
1	Jason Elam	119	119	132	109	124	603
2	Jan Stenerud	108	129	119	116	110	582
3	Adam Vinatieri	120	115	127	107	106	575

33-6 victory over Buffalo (10/12) ... His 52-yard field goal was the fourth longest field goal in Patriots history ... Named AFC Special Teams Player of the Week for his efforts vs. Buffalo ... Named special teams captain at the Jets (10/19) and extended his field goal streak to a league-best 21 consecutive successful field goals ... Remained perfect for the season, converting his first 17 field goal attempts and every PAT attempt until the 10th game of the season at Buffalo (11/9) when he missed a 42-yard attempt wide right ... His streak of successful kicks ended just six short of the NFL record of 31 consecutive field goals held by Fuad Reveiz ... Followed with a 45-yard attempt, which caromed off the right upright and was no good ... It was just the second time in his career that he had missed two attempts in a game ... His first was also at Buffalo on Sept. 8, 1996, where he missed two field goals and had a third attempt blocked in a 17-10 loss ... Eclipsed the 100-point plateau for the season at Jacksonville (12/7) and scored 14 points, converting 4-of-5 field goal attempts and a pair of PATs ... Converted just 1-of-3 field goals in the first-round playoff victory over Miami (12/28) ... Scored all six points with a pair of field goals at Pittsburgh (1/3/98) in a 7-6 loss.

**1996 (16/0, 3/0):** Vinatieri played in every game as a rookie, including all three playoff games ... Led the team in scoring with 120 points, which ranked third in the AFC and fifth overall ... His 120 points by a rookie ranked eighth in NFL history and was the most since Kevin Butler set a new record in 1985 with 144 total points ... It also set a new Patriots rookie scoring record, which Curtis Martin had set in 1995 when he scored 92 points ... The team record for points scored in a season by a rookie kicker was 90, set by John Smith in 1974 ... Vinatieri combined with Curtis Martin to establish another franchise first, as both players scored over 100 points to give the Patriots their first scoring tandem to eclipse the century mark ... Made his NFL debut in the Patriots season-opener at Miami (9/1) and connected on a 25-yard field goal, his only attempt of the day ... Converted a 42-yard field goal at Buffalo (9/8), but missed on kicks from 45, 25 and 47 yards away, as two kicks bounced off

the crossbar ... Missed an extra point attempt and a 47-yard attempt vs. Arizona (9/15), before he overcame his kicking slump at Jacksonville (9/22) ... Earned AFC Special Teams Player of the Week honors and Miller Lite Player of the Game for his 5-for-6 performance against Jacksonville, including the game-winning 40-yard kick in overtime ... Scored a season-high 16 points in the game ... It was the first game-winning situation he had been in professionally and he converted the kick with the poise of a polished veteran ... His six field goal attempts in a game tied Cappelletti for fourth in team history ... His five field goals made ranks second in franchise history ... Converted his next six field goal attempts ... Scored 12 points and went three-for-three, including a season-long 50-yard kick the following week in a 46-38 victory at Baltimore (10/6) ... Scored 10 points, converting his first three kicks vs. Washington (10/13) before a 43-yard attempt sailed wide right, snapping his consecutive field goal streak at eight (fourth longest streak in franchise history) ... Connected on his next four attempts before attempting a season-long kick from 54 yards out, which fell short vs. Buffalo (10/27) ... Did not attempt a field goal in a 42-23 victory over Miami (11/3), which snapped a streak of eight consecutive games with a field goal, but he did convert all six PAT attempts ... Converted all six extra point attempts and connected on his only field goal attempt to score nine points in a 45-7 victory over San Diego (12/1) ... Scored 10 points the following week vs. the Jets (12/8) ... Scored the only points of the game with two field goals at Dallas (12/15), but made the play of the game on a Herschel Walker kick return when he caught the track star from behind and made a touchdown saving tackle after a 70-yard return down the sideline ... The defense held and the Cowboys had to settle for a field goal ... Closed out the season with five points in a 23-22 come-from-behind victory over the N.Y. Giants (12/21) ... He scored 13 points in three playoff games ... Concluded his rookie season with three PATs in the

## PATRIOTS RECORD BOOK

Rk	Player	Years	--Touchdowns--						
			TD	Ra	Pu	Rt	FG	PAT	Total
1.	Gino Cappelletti	1960-70	42	0	42	0	176	346	1,130
2.	John Smith	1974-83	0	0	0	0	128	308	692
3.	Adam Vinatieri	1996-00	0	0	0	0	139	165	575
4.	Tony Franklin	1984-87	0	0	0	0	93	163	442
5.	Stanley Morgan	1977-89	68	0	67	1	0	0	408
6.	Ben Coates	1991-99	50	0	50	0	0	0	302
7.	Sam Cunningham	1973-82*	49	43	6	0	0	0	294
8.	Jim Nance	1965-71	46	45	1	0	0	0	276
9.	Tony Collins	1981-87	44	32	12	0	0	0	264
10.	Irving Fryar	1984-92	42	1	38	3	0	0	252
	Larry Garron	1960-68	42	14	26	2	0	0	252

\* missed the 1980 season due to injury



Super Bowl (1/26/97), completing a rookie year which included 33 professional games in just over 10 months (combining the World League and NFL games played during the 1996-97 campaign).

#### 1996 World League GP/GS (10/0-Amsterdam):

Vinatieri made his professional debut with the Amsterdam Admirals of the World League after playing collegiately at South Dakota State ... After college, he spent the fall of 1995 training to compete professionally ... He received a World League tryout and earned a roster position with the Admirals as a placekicker and punter ... Played in every game for the Admirals, performing the team's kickoff, field goal and punting responsibilities ... Converted 9-of-10 field goals and was perfect on four extra point attempts for a team-leading 31 total points - ninth in the league in scoring ... He also handled all of the team's punting chores and finished fourth in the league with a 39.3-yard average on 41 punts ... He ranked second in the league in net average with a 34.7-yard average ... 12 of his 41 punts were downed inside-the-20, with just four touchbacks.

## College

Vinatieri was a four-year letterman at South Dakota State as a placekicker ... He also handled the team's punting chores from 1992 through 1994, earning first-team all-conference honors in each of those three seasons ... He finished his collegiate career as the school's all-time scoring leader with 185 career points scored ... He converted 104-of-114 PATs (.912) and 27-of-53 field goals (.509) ... In 1992, he kicked a career-long 51-yard field goal, which he tied as a senior in 1994 ... He totaled 144 career punts with a career-long punt of 77 yards as a senior. **1994 (Senior):** Converted 35-of-40 PATs and four-of-12 field goals for 47 points as a senior ... Tied his career-long with a 51-yard field goal ... Added 57 punts for a 43.5-yard average and had a career-long 77-yard punt to lead the league for his third consecutive season ... Ranked fourth in Division II ball with a 43.5-yard punting average. **1993 (Junior):** Converted 38-of-41 PATs (.927) and seven-of-15 field goals (.467) for 59 total points as a junior to earn second-team all-conference honors ... Averaged 41.8 yards on 36 punts and had a season-long 57 yards. **1992 (Sophomore):** Led the team in scoring when he converted 16-of-18 PATs (.889) and eight-of-13 field goals (.615) for 40 total points ... Set a school record with a 51-yard field goal vs. North Dakota ... Earned first-team all-league honors as a punter with 58 punts for a 40.1-yard average as a sophomore. **1991 (Freshman):** Handled all the kicking duties for South Dakota State as a freshman ... Converted 15-of-15 PATs and 8-of-13 field goal attempts for 39 points.

## SINGLE-GAME CAREER HIGHS

### Regular Season

Most Points:	16	vs. Kansas City (10/11/98)
		vs. Jacksonville (9/22/96)
FG Attempts:	6	vs. Jacksonville (9/22/96)
FGs Made:	5	vs. Jacksonville (9/22/96)
Longest FG:	55	at St. Louis (12/13/98)
PAT Atts:	6	at San Diego (12/1/96)
		vs. Miami (11/3/96)
PATs Made:	6	at San Diego (12/1/96)

### Postseason Single-Game Highs

Most Points:	8	vs. Jacksonville (1/12/97)
FG Attempts:	3	vs. Miami (12/28/97)
		vs. Jacksonville (1/12/97)
FGs Made:	2	at Pittsburgh (1/3/98)
		vs. Jacksonville (1/12/97)
Longest FG:	46	at Pittsburgh (1/3/98)
PAT Atts:	4	vs. Pittsburgh (1/5/97)
PATs Made:	4	vs. Pittsburgh (1/5/97)

### Field Goal Breakdowns

Overall:	136-169	.805
Home:	71-86	.826
Away:	65-83	.783
On Grass:	95-119	.798
On Artificial Turf:	41-50	.820
In Domes:	21-21	1.000
Outdoors:	115-148	.777

## Personal

Adam Matthew Vinatieri was born the son of Paul and Judy Vinatieri on Dec. 28, 1972 in Yankton, S.D. ... He is the second of four children ... He lettered in football, soccer, track and wrestling at Rapid City (S.D.) Central High and earned first-team all-state honors in 1991 ... Earned his degree in fitness and wellness at South Dakota State ... His younger brother, Beau, is a kicker at Blackhill State College ... Adam has been very active in the community since joining the Patriots ... The Rhode Island Coalition Against Domestic Violence, the Fellowship of Christian Athletes, Athletes in Action, D.A.R.E. and the Governor's Highway Safety Bureau are just a few of the many charities that Adam has donated time and resources to over the past couple of years ... Adam enjoys golfing, hunting and riding motorcycles ... Adam and his wife, Valerie, were married this past offseason.



# ADAM VINATIERI

Pos: K Ht: 6-0 Wt: 200 Year: 6th Acq: FA-96 College: South Dakota State Born: 12/28/72

## Regular Season

Year Team	G	1-29	Pct	30-39	Pct	40-49	Pct	50+	Pct	Overall	Pct	Lg	Made	Att	2-Pt	Pts.
1996 Patriots	16	10-11	90.9	8-8	100.0	8-14	57.1	1-2	50.0	27-35	77.1	50	39	42	0	120
1997 Patriots	16	11-11	100.0	7-9	77.8	6-8	75.0	1-1	100.0	25-29	86.2	52	40	40	0	115
1998 Patriots	16	11-11	100.0	9-14	64.3	9-12	75.0	2-2	100.0	31-39	79.5	55	32	32	1	127
1999 Patriots	16	15-15	100.0	5-7	71.4	5-9	55.6	1-2	50.0	26-33	78.8	51	29	30	0	107
2000 Patriots	16	11-13	84.6	8-9	88.8	7-8	87.5	1-3	33.3	27-33	81.8	53	25	25	0	106
<b>Totals 5-Years</b>	<b>80</b>	<b>58-61</b>	<b>95.0</b>	<b>37-47</b>	<b>78.7</b>	<b>35-51</b>	<b>68.6</b>	<b>6-10</b>	<b>60.0</b>	<b>136-169</b>	<b>80.5</b>	<b>55</b>	<b>165</b>	<b>169</b>	<b>1</b>	<b>575</b>

## Postseason

Year Team	G	1-29	Pct	30-39	Pct	40-49	Pct	50+	Pct	Overall	Pct	Lg	Made	Att	2-Pt	Pts.
1996 Patriots	3	2-2	100.0	0-0	---	0-1	0.0	0-0	---	2-3	66.7	29	9	9	0	15
1997 Patriots	2	1-1	100.0	1-1	100.0	1-3	33.3	0-0	---	3-5	60.0	46	2	2	0	11
1998 Patriots	1	1-1	100.0	0-0	---	0-0	---	0-0	---	1-1	100.0	27	1	1	0	4
<b>Totals 3-Years</b>	<b>6</b>	<b>4-4</b>	<b>100.0</b>	<b>1-1</b>	<b>100.0</b>	<b>1-4</b>	<b>25.0</b>	<b>0-0</b>	<b>---</b>	<b>6-9</b>	<b>66.7</b>	<b>46</b>	<b>12</b>	<b>12</b>	<b>0</b>	<b>30</b>

## VINATIERI'S CAREER GAME-BY-GAME

1996	Opponent	XP	XP%	FG	FG%	Pts	Score	FGs (Missed)	10/19	N.Y. Jets	2-2	100%	0-0	---	2	14-24		
09/01	at Miami	1-1	1.000	1-1	1.000	4	10-24	25	10/25	at Miami	0-0	---	3-4	.750	9	9-12		
09/08	at Buffalo	1-1	1.000	1-3	.250	4	10-17	42(45) (25) (47b)	11/01	at Indianapolis	3-3	100%	0-0	---	3	21-16		
09/15	Arizona	2-3	.667	1-2	.500	5	31-40	(47, 31)	11/08	Atlanta	1-1	100%	1-1	1.000	4	10-41		
09/22	Jacksonville	1-2	.500	5-6	.833	16	28-25	23,30(29)(44)41,40	11/15	at Buffalo	1-1	100%	1-3	.333	4	10-13		
10/06	at Baltimore	3-3	1.000	3-3	1.000	12	46-38	22,35,50	11/23	Miami	2-2	100%	4-4	1.000	14	26-23		
10/13	Washington	1-1	1.000	3-4	.750	10	22-27	24,35,29,(43)	11/29	Buffalo	2-2	100%	1-2	.500	7	25-21		
10/20	at Indianapolis	3-3	1.000	2-2	1.000	9	27-9	44,36	12/06	at Pittsburgh	2-2	100%	3-3	1.000	11	23-9		
10/27	Buffalo	2-3	.667	2-3	.667	8	28-25	40,32,(54)	12/13	at St. Louis	0-0	0%	4-4	1.000	12	18-32		
11/03	Miami	6-6	1.000	---	---	6	42-23	---	12/20	San Francisco	3-3	100%	1-2	.500	6	24-21		
11/10	at N.Y. Jets	4-4	1.000	1-1	1.000	7	31-27	30	12/27	at N.Y. Jets	1-1	.0%	1-1	1.000	4	10-31		
11/17	Denver	0-0	---	---	---	0	8-34	(40)	<b>1998 Totals</b>	<b>32-32</b>	<b>100%</b>	<b>31-39</b>	<b>.705</b>	<b>127</b>	<b>9-7</b>			
11/24	Indianapolis	3-3	1.000	2-2	1.000	9	27-13	26,22	01/03	at Jacksonville	1-1	100%	1-1	1.000	4	10-25		
12/01	at San Diego	6-6	1.000	1-1	1.000	9	45-7	47										
12/08	N.Y. Jets	4-4	1.000	2-2	1.000	10	34-10	19,41		<b>1999</b>	<b>Opponent</b>	<b>XP</b>	<b>XP%</b>	<b>FG</b>	<b>FG%</b>	<b>Pts</b>	<b>Score</b>	<b>FG (Missed)</b>
12/15	at Dallas	0-0	---	2-2	1.000	6	6-12	21,30	09/12	at N.Y. Jets	3-3	100%	3-3	100%	12	30-28	33,21,23	
12/21	at N.Y. Giants	2-2	1.000	1-1	1.000	5	23-22	40	09/19	Indianapolis	4-4	100%	1-1	100%	7	31-28	26	
<b>1996 Totals</b>	<b>39-42</b>	<b>.928</b>	<b>27-35</b>	<b>.771</b>	<b>120</b>	<b>11-5</b>			09/26	N.Y. Giants	1-1	100%	3-3	100%	10	16-14	38,19,41	
01/05	Pittsburgh	4-4	1.000	---	---	4	28-3		10/03	at Cleveland	1-1	100%	2-3	.667%	7	19-7	22,21,(42)	
01/12	Jacksonville	2-2	1.000	2-3	.667	8	20-6	29,20,(46)	10/10	at Kansas City	2-2	100%	0-2	0%	2	14-16	(48)(32)	
01/26	Green Bay	3-3	1.000	---	---	3	21-35		10/17	Miami	3-3	100%	3-3	100%	12	30-31	41,39,34	
<b>1996 Postseason</b>	<b>9-9</b>	<b>1.000</b>	<b>2-3</b>	<b>.667</b>	<b>15</b>	<b>2-1</b>			10/24	Denver	3-3	100%	1-1	100%	6	24-23	28	
									10/31	at Arizona	3-4	.75%	0-0	---	3	27-3		
<b>1997</b>	<b>Opponent</b>	<b>XP</b>	<b>XP%</b>	<b>FG</b>	<b>FG%</b>	<b>Pts</b>	<b>Score</b>	<b>FG (Missed)</b>	11/15	N.Y. Jets	2-2	100%	1-1	100%	5	17-24	22	
08/31	San Diego	5-5	1.000	2-2	1.000	11	41-7	21,26	11/21	at Miami	2-2	100%	1-1	100%	5	17-27	27	
09/07	at Indianapolis	4-4	1.000	1-1	1.000	7	31-6	21	12/05	Dallas	1-1	100%	2-2	100%	7	13-6	41,23	
09/14	N.Y. Jets	3-3	1.000	2-2	1.000	9	27-24*	33,34	12/12	at Indianapolis	0-0	---	3-3	100%	9	15-20	28,28,26	
09/21	Chicago	4-4	1.000	1-1	1.000	7	31-3	27	12/19	at Philadelphia	0-0	---	3-4	100%	9	9-24	23,43(56)46	
10/06	at Denver	1-1	1.000	2-2	1.000	7	13-34	26,49	12/26	Buffalo	1-1	100%	1-4	.25%	4	10-13ot	(44)38(33)(44)	
10/12	Buffalo	3-3	1.000	4-4	1.000	15	33-6	20,23,41,52	01/02	Baltimore	2-2	100%	2-2	100.0%	8	20-3	25(51)	
10/19	at N.Y. Jets	2-2	1.000	1-1	1.000	5	19-24	24	<b>1999 Totals</b>	<b>29-30</b>	<b>97%</b>	<b>26-33</b>	<b>78.8%</b>	<b>107</b>	<b>8-8</b>			
10/27	Green Bay	1-1	1.000	1-1	1.000	4	10-28	38										
11/02	at Minnesota	0-0	---	2-2	1.000	6	18-23	22,25		<b>2000</b>	<b>Opponent</b>	<b>XP</b>	<b>XP%</b>	<b>FG</b>	<b>FG%</b>	<b>Pts</b>	<b>Score</b>	<b>FG (Missed)</b>
11/09	at Buffalo	4-4	1.000	1-3	.333	7	31-10	42,(42),(45)	09/03	Tampa Bay	1-1	100%	1-2	.50%	4	16-21	30,(55)	
11/16	at Tampa Bay	1-1	1.000	---	---	1	7-27		09/11	at N.Y. Jets	1-1	100%	4-5	.80%	13	19-20	32,35,30,33(29)	
11/23	Miami	3-3	1.000	2-3	.667	9	27-24	36,27,(30)	09/17	Minnesota	1-1	100%	0-1	0%	1	13-21	(44)	
11/30	Indianapolis	2-2	1.000	2-2	1.000	8	20-17	32,48	09/24	at Miami	0-0	---	1-2	.50%	3	3-10	40(53)	
12/07	at Jacksonville	2-2	1.000	4-5	.800	14	26-20	44,41,33,39,(32)	10/01	at Denver	4-4	100%	0-0	---	4	28-19		
12/13	Pittsburgh	3-3	1.000	---	---	3	21-24*		10/08	Indianapolis	3-3	100%	1-1	100%	6	24-16	21	
12/22	at Miami	2-2	1.000	---	---	2	14-12		10/15	N.Y. Jets	2-2	100%	1-1	100%	5	17-34	23	
<b>1997 Totals</b>	<b>40-40</b>	<b>1.000</b>	<b>25-29</b>	<b>.793</b>	<b>115</b>	<b>10-6</b>			10/22	at Indianapolis	2-2	100%	3-3	100%	11	23-30	27,26,28	
12/28	Miami	2-2	1.000	1-3	.333	5	17-3	(48),(47),22	11/05	Buffalo	1-1	100%	2-2	100%	7	13-16	ot 48,43	
01/03	at Pittsburgh	0-0	---	2-2	1.000	6	6-7	31,46	11/12	at Cleveland	0-0	---	1-1	100%	3	11-19	38	
<b>1997 Playoff Totals</b>	<b>2-2</b>	<b>1.000</b>	<b>3-5</b>	<b>.600</b>	<b>11</b>	<b>1-1</b>			11/19	Cincinnati	1-1	100%	3-3	100%	10	16-13	38,21,22	
									11/23	at Detroit	0-0	---	3-3	100%	9	9-34	24,47,43	
<b>1998</b>	<b>Opponent</b>	<b>XP</b>	<b>XP%</b>	<b>FG</b>	<b>FG%</b>	<b>Pts</b>	<b>Score</b>	<b>FG (Missed)</b>	12/04	Kansas City	3-3	100%	3-4	.75%	12	30-24	48,53(37)27	
09/07	at Denver	3-3	100%	0-2	.000	3	21-27	(39)(37)	12/10	at Chicago	2-2	100%	1-1	100%	5	17-24	30	
09/13	Indianapolis	2-2	100%	3-4	.750	11	29-26	19,23,32,(42)	12/17	at Buffalo	1-1	100%	2-3	.667%	7	13-10	ot 22(27)24	
09/20	Tennessee	3-3	100%	2-2	1.000	9	27-16	43,41	12/24	Miami	3-3	100%	1-1	100%	6	24-27	33	
10/04	at New Orleans	3-3	100%	3-3	1.000	12	30-27	34,49,27	<b>Season Totals</b>	<b>25-25</b>	<b>100%</b>	<b>27-33</b>	<b>81.8%</b>	<b>106</b>	<b>5-11</b>			
10/11	Kansas City	4-4	100%	4-4	1.000	16	40-10	32,38,27,20										





# MIKE VRABEL

## LINEBACKER



**6-4 ★ 250<sup>lbs</sup> ★ ACQ: UFA-01 (PIT)**  
**YEARS NFL/PATRIOTS: 5/1**  
**CAREER GP/GS: 51/0 (2/0)**  
**OHIO STATE ★ PRE-MED**  
**DOB 8/14/75 ★ AKRON, OH**

## Career Transactions

Mike Vrabel was signed by the Patriots as an unrestricted free agent on March 16, 2001 ... He was originally drafted by the Pittsburgh Steelers in the third round (91st overall) of the 1997 NFL draft.

## Career Highlights

★ **Career GP/GS: 51/0 (2/0)**

★ Vrabel recorded one of the biggest plays for the Pittsburgh Steelers during the 1997 playoffs, when he sacked Patriots quarterback Drew Bledsoe and forced him to fumble with less than two minutes remaining in the game. The Steelers were able to hold on for a 7-6 victory in an AFC Divisional game versus New England (1/3).

★ Established a career-high with 12 special teams tackles during the 2000 season with Pittsburgh.

## Seasonal Reviews

**2000 (15/0 - Pittsburgh):** Played in 15 games with the Steelers and established a career-high with 12 special teams tackles ... Played end in Pittsburgh's nickel and dime packages and recorded six tackles, including one sack. **Baltimore (9/3):** Played both outside linebacker and defensive end and was credited with the team's only sack. **Tennessee (9/24):** Recorded two special teams tackles. **Jacksonville (10/1):** Contributed one tackle, a quarterback pressure and one special teams stop in the Steelers first win of the season, 24-13. **N.Y. Jets (10/8):** Achieved a career-high three special teams tackles and added two assisted defensive tackles. **Cincinnati (11/26):** Recovered a fumble on a kickoff that led to a Steelers touchdown in 48-28 victory ... Part of Steelers special teams unit which held the Bengals to zero punt return yards on three attempts and only 96 yards on eight kickoff returns (12.0 avg.).

**1999 (10/0 - Pittsburgh):** Played in 10 games and amassed 12 tackles (9 solos), including two sacks ... Missed the first six games because of a fractured arm. **Atlanta (10/25):** Returned to active duty for the first time in the regular season on Monday Night ... Recorded one tackle and a sack for a defense that limited the Falcons to 236 yards, including only 49 yards rushing on 25 attempts (2.0 avg.). **San Francisco (11/7):** Compiled three tackles (2 solos) and added two quarterback

hurries and one special teams tackle in 27-6 victory.

**Cleveland (11/14):** Recorded his second sack of the season and contributed one special teams tackle.

**Tennessee (11/21):** Finished with one tackle. **Cincinnati (11/28):** Credited with one special teams tackle.

**Jacksonville (12/2):** Recorded one tackle and forced a fumble. **Carolina (12/26):** Accumulated one tackle, a quarterback pressure and added two special teams tackles in 30-20 win over the Panthers.

**1998 (11/0 - Pittsburgh):** Recorded 12 tackles (9 solos), including a career-high two-and-a-half sacks, while playing in 11 games ... Added six special teams tackles ... Debuted at linebacker in the season-opener at Baltimore

(9/6) and registered two tackles in 20-13 victory ... Credited with half a sack in 17-12 victory over Chicago (9/13) ... Played mostly in the dime defense package at Miami (9/20) and recorded two tackles (one solo) and one special-teams tackle ... Recorded one tackle and three quarterback hurries vs. Seattle (9/27) ... Defense held the Seahawks to only 230 total yards (61 rushing, 169 passing) and improved their record to 3-1 ... Registered his first unassisted sack of the season

for 10 yards at Cincinnati (10/11) ... Vrabel disrupted the Ravens backfield, recording one sack and two quarterback pressures in 16-6 victory over Baltimore (10/18) ... Listed among the Steelers inactives for four straight weeks because of an ankle injury ... Activated at Detroit (11/26) but did not record any statistics ... Returned to the field vs. New England (12/6) and recorded one solo special-teams tackle ... Registered two solo stops at Tampa Bay (12/13), including a jarring hit on Buccaneers receiver Reidel Anthony that forced Anthony to temporarily leave the game ... Contributed one tackle and a quarterback pressure against Cincinnati (12/20).

**1997 (15/0 - Pittsburgh):** Spent his rookie season as a situational pass-rusher and recorded 17 tackles (14 solos), including one-and-a-half sacks ... Also credited with two forced fumbles, a fumble recovery and one pass defended ... He was one of eight rookies to make the final 53-man roster ... Forced a fumble that led to a go-ahead touchdown in the fourth quarter and recorded his first career sack in 42-34 victory at Baltimore (10/5) ... Credited with 4 tackles and recovered a fumble against

### VRABEL'S BLUEPRINTS

★ Earned numerous Big Ten honors while attending Ohio State, including Defensive Player of the Year (1996), Defensive Lineman of the Year (1995) and Academic first-team honors (1994).



## SINGLE-GAME CAREER HIGHS

### Regular Season

<b>Tackles</b>	4 vs. Baltimore (11/9/97)
<b>Solos</b>	4 vs. Baltimore (11/9/97)
<b>Sacks</b>	1 (six times) Most Recent: vs. Cleveland (11/14/00)

**Special Teams** 3 at N.Y. Jets (10/8/00)

Baltimore (11/9) ... Part of defense that held the Ravens to 170 total yards (58 rushing, 112 passing) in 37-0 Steelers victory ... Joined in as the Steelers tied a team record of 10 sacks, with a half-a-sack, during Steelers 26-20 overtime victory at Arizona (11/30) ... Recorded one of the biggest plays for Pittsburgh during the 1997 playoffs, when he sacked Patriots quarterback Drew Bledsoe and forced him to fumble with less than two minutes remaining in the game ... The Steelers were able to hold on for a 7-6 victory in an AFC Divisional game versus New England (1/3).

## College

Vrabel set Ohio State career records with 36 quarterback sacks and 66 tackles for losses ... Earned first-team All-America honors from Walter Camp and American Football Coaches Association as a senior ... Also was named first-team All-Big Ten Conference and the Big Ten

Defensive Player of the Year for second-straight season ... Recorded 48 tackles (31 solos) and tied for team lead with nine sacks during senior campaign ... Voted unanimous first-team All-Big Ten Conference selection and Big Ten Defensive Lineman of Year as a junior ... Started every game at strong side defensive end and led the conference with a Buckeye season-record 26 stops for losses of 133 yards ... Tied conference single-season record and broke his own school record with 13 sacks ... Earned All-Big Ten Conference and Academic All-Big Ten first-team honors during sophomore season ... Started every game at strong side defensive end ... Set school season-record with 12 sacks ... Served as a reserve defensive end but appeared in every game as freshman.

## Personal

Michael George Vrabel was born on Aug. 14, 1975 in Akron, Ohio ... Named a *USA Today* All-American second-team pick at Walsh Jesuit High in Stowe, Ohio ... Earned Ohio Player of Year honors from Columbus Touchdown Club ... Also voted District Player of Year by the *Akron Beacon Journal* in senior year ... Elected team captain and recorded 86 tackles with 12 sacks ... Also lettered in basketball and track ... Finished third in shot put at state championships as junior and fourth in senior year ... Named Pro Football Hall of Fame Scholastic Award winner ... Mike and his wife, Jen, have one daughter.

## MIKE VRABEL

Pos: LB Ht: 6-4 Wt: 250 Year: 5th Acq: UFA-01 (PIT) College: Ohio State Born: 8/14/75

Regular Season			Tackles					Interceptions			Misc.			Postseason Statistics						
Year	Team	G/S	TT	UT	A	S	Yds	No	Yds	PD	FF	FR	SpT	G/S	TT	UT	A	S	Yds	FF
1997	Steelers	15/0	17	14	3	1.5	4	0	0	1	2	1	0	2/0	2	2	0	1.0	8	1
1998	Steelers	11/0	12	9	3	2.5	21	0	0	0	0	0	6	-/-	-	-	-	-	-	-
1999	Steelers	10/0	8	5	3	2.0	7	0	0	0	1	0	5	-/-	-	-	-	-	-	-
2000	Steelers	15/0	6	3	3	1.0	3	0	0	0	0	1	12	-/-	-	-	-	-	-	-
Totals-4 years		51/0	43	31	12	7.0	35	0	0	1	3	2	23	2/0	2	2	0	1.0	8	1



## JERMAINE WIGGINS

### TIGHT END

6-2 ★ 255<sup>lbs</sup> ★ ACQ: CW(NYJ)-00  
YEARS NFL/PATRIOTS: 2/2  
CAREER GP/GS: 15/2 (0/0)  
GEORGIA ★ CHILD & FAMILY DEVELOPMENT  
DOB 1/18/75 ★ EAST BOSTON, MA



## Career Transactions

Jermaine Wiggins was claimed off of waivers (N.Y. Jets) on 11/28/00 ... He re-signed with the Patriots as an exclusive rights free agent on April 11, 2001 ... He was originally signed as a rookie free agent with the Jets on 4/19/99 ... He was released prior to the start of the 1999 season and was signed to the Jets practice squad.

## Career Highlights

★ Career GP/GS: 15/2 (0/0)

★ Played in the final four games of the season with New England after he was claimed on waivers (11/28/00) and caught 16 passes for 203 yards and one touchdown.

★ Both of his career touchdowns have come while playing on Monday Night Football. His first was against the Dolphins (10/23), when he caught a 1-yard scoring pass in the Jets 40-37 come-from-behind victory. He then recorded his second with the Patriots vs. Kansas City (12/4) on another 1-yard reception.



## Seasonal Reviews

**2000 (4/2-New England; 11/0-N.Y. Jets):** Wiggins started the 2000 season with the N.Y. Jets and played in 11 games before being waived (11/27) ... He was claimed off of waivers by the Patriots (11/28) ... Wiggins finished the season with a total of 18 catches for 207 yards (11.5 avg.) and two touchdowns ... While with the Patriots he grabbed 16 passes for 203 yards and one touchdown. **Buffalo (10/17):** While with the Jets, Wiggins recorded his first reception as a professional, a 3-yard reception in the team's 27-14 win over the Bills. **Miami (10/23):** He scored his first touchdown in the NFL when he caught a 1-yard pass in the Jets 40-37 come-from-behind win on Monday Night Football. **Kansas City (12/4):** Debuted as Patriot on Monday Night Football and finished tied second on the team with five receptions for 41 yards and one touchdown ... Caught an 11-yard pass on 3rd-and-8 to sustain a drive which culminated with Kevin Faulk's 1-yard touchdown run ... Snared two passes on consecutive plays for 25 yards, setting up Adam Vinatieri's 53-yard field goal as time expired in first half ... Caught a 1-yard touchdown pass from Drew Bledsoe on 4th-and-goal from 1-yard line to give Patriots 27-10 lead. **Chicago (12/10):** Snared four passes for 39 yards (9.8 avg.) against the Bears. **Buffalo (12/17):** Started his first NFL game and recorded three catches for 42 yards (14.0 avg.) ... Grabbed back-to-back 17-yard passes during the game-winning overtime drive. **Miami**

(12/24): Wiggins recorded a career-high with 81 yards receiving, on four catches ... He also caught the longest pass of his career, a 59-yarder in the third quarter.

**1999 (0/0-N.Y. Jets):** Wiggins signed with the Jets as a rookie free agent and spent the entire season on their practice squad.

### WIGGINS' BLUEPRINTS

★Jermaine hails from East Boston, Mass. and lettered in both football and basketball at East Boston (Mass.) High. He starred at power forward for the basketball team and was part of the 1992 state championship team.

★Jermaine attended Marshall University and transferred to Georgia along with Denver Broncos running back Olandis Gary in 1996.

### College

Transferred to Georgia for his final two seasons after playing his first years at Marshall ... As a senior, he played his way into being one of the regulars at tight end during spring workouts ... Contributed in all 11 games, with five starts, during his senior senior season, finishing as the Bulldogs fourth-leading receiver with 23 catches ... Recorded five catches against both Auburn (59 yards) and Florida (35) during his senior season ... Started

three of the 11 regular season games he played in as a junior ... Snagged two passes for 33 yards and a score against South Carolina and added another touchdown reception vs. Arkansas State ... Red-shirted after transferring to Georgia in 1996 ... Helped lead Marshall to a Division 1-AA runner-up season in 1995 when he caught 58 passes for 681 yards and four touchdowns ... As a freshman, Wiggins saw action in all 14 games with Marshall.

### Personal

Jermaine Wiggins was born on Jan. 18, 1975 in East Boston, Mass. ... High school standout at East Boston (Mass.) High School ... Selected for all-city and all-league honors while earning four football letters ... Also played power forward for basketball team in high school and helped lead them to a 1992 state title ... Enjoys playing ice hockey in his spare time ... Attended Marshall and transferred to Georgia along with Denver Broncos running back Olandis Gary ... Jermaine and his wife, Tallena, have a daughter, Takida ... Earned his degree in child and family development.

### SINGLE-GAME CAREER HIGHS


#### Regular Season

**Receptions** 5 vs. Kansas City (12/4/00)  
**Yards** 81 vs. Miami (12/24/00)  
**Touchdowns** 1 Twice, Most Recent:  
 vs. Kansas City (12/4/00)

### JERMAINE WIGGINS

Pos: TE		Ht: 6-2	Wt: 255	Year: 2nd		Acq: CW (N.Y.J)-00		College: Georgia		Born: 1/18/75				
Regular Season			Receiving					Kick Returns				Fumbles		
Year	Team	G/S	No	Yds	Avg	LG	Td	No	Yds	Avg	Lg	TD	No	Lost
2000	Jets	11/0	2	4	2.0	3	1	1	12	12.0	12	0	0	0
	Patriots	4/2	16	203	12.7	59	1	0	0	0.0	0	0	1	1
Totals -1 Year		15/2	18	207	11.5	59	2	1	12	12.0	12	0	1	1





# GRANT WILLIAMS

## TACKLE

6-7 ★ 320<sup>lbs</sup> ★ ACQ: UFA-00 (SEA)  
 YEARS NFL/PATRIOTS: 6/2  
 CAREER GP/GS: 71/31 (1/1)  
 LOUISIANA TECH ★ BIOLOGY  
 DOB 5/10/74 ★ HATTIESBURG, MS



## Career Transactions

Grant Williams signed with the Patriots as an unrestricted free agent from Seattle on March 17, 2000 ... Originally signed as a rookie free agent by the Seattle Seahawks (4/22/96).

## Career Highlights

★ **Career GP/GS: 71/31 (1/1)**

★ Williams played in 15 games, with eight starts for the Patriots during the 2000 season.

★ Williams started 15 regular season games and one playoff game at right tackle for the Seahawks during the 1999 season and helped produce a 1,200-yard rusher (Ricky Watters - 1,210 yards).

★ In 1997, Williams started four games apiece at the right and left tackle positions for Seattle. They eclipsed the 100-yard mark in five of his eight starts.

## Seasonal Reviews

**2000 (15/8):** Started eight of 15 games at right tackle ... One of three offensive linemen to start first seven games (Bruce Armstrong and Damien Woody).

**N.Y. Jets (9/11):** Helped power the Patriots to their first 100 yard rushing performance of the season, gaining 100 yards on 34 carries.

**Minnesota (9/17):** Followed with second consecutive 100-yard rushing game, accumulating 103 yards on 18 carries. **Indianapolis (10/8):** Paved the way for the Patriots who totaled 118 yards rushing and 301 total yards in 24-16 victory. **Indianapolis (10/22):** Part of offensive line that did not surrender a sack. **Detroit (11/23):** Inactive due to leg injury.

**1999 (16/15; 1/1 - Seattle):** Broke into the starting lineup during the second week of the season and started the next 16 games, including the Seahawks playoff game ... Seattle finished 9-7, their best record since 1990, and made the playoffs for the first time since 1988 ... Part of an offensive line that helped produce a 1,200-yard rusher (Ricky Waters-1,210 yards) ... Seattle eclipsed the 100-yard rushing mark five times and were 4-1 in those games. **Buffalo (10/24):** Started at right tackle and assisted in the team's first of three

consecutive 100-yard rushing games. **Green Bay (11/1):** Started at right tackle and helped power the offensive unit to 132 yards rushing on 36 attempts (3.7 avg.). **Cincinnati (11/7):** Started at right tackle and opened holes for the Seahawks rushing attack which totaled a season-high 173 yards rushing on 37 attempts (4.7 avg.). **Kansas City (11/21):** The Seahawk offensive line did not allow a sack and helped the rushing attack gain 134 yards on 32 carries (4.2 avg.). **Denver (12/19):** Started at right tackle and assisted the offensive unit in gaining 114 yards rushing on 17 carries (6.7 avg.). **Miami (1/9/00):** Started at right tackle in wild-card playoff game.

## WILLIAMS' BLUEPRINTS

- ★ Grant graduated with a degree in biology from Louisiana Tech.
- ★ Grant is very active with the Fellowship of Christian Athletes.

**1998 (16/0 - Seattle):** Played in all 16 games with Seattle on special teams and saw limited action at a back-up tackle ... Filled in as a reserve tackle at Philadelphia (9/6).

**1997 (16/8 - Seattle):** Became the team's third tackle in training camp and played in all 16 games, including eight starts ... Started four games at right tackle and four at left tackle ... Earned his first career start vs. San Diego (9/21), a Seahawk

victory ... Started at left tackle the following week and Seattle attained their highest rushing total of the season, 156 yards on 26 carries (6.0 avg.) against Kansas City (9/28) ... Helped offense eclipse the 100-yard mark in four other starts ... Started at left tackle and opened holes for the rushing attack which gained 104 yards on 18 carries at Denver (11/2) ... Rotated to right tackle and assisted the offense in gaining 111 yards on 29 carries at New Orleans (11/16) ... Helped power the rushing attack to 123 yards on 25 carries vs. Atlanta (11/30) and 103 yards on 27 attempts at Baltimore (12/7) while starting at right tackle.

**1996 (8/0 - Seattle):** Played in eight games on special teams ... Active but did not play in four games ... Williams was one of only two rookie free agents to make the Seahawks roster ... Also one of only four rookie offensive linemen to make the roster.




## College

Earned two letters at Louisiana Tech (1995-96) ... Pro Bowl tackle Willie Roaf from the New Orleans Saints also attended Louisiana Tech ... Attended Hinds Community College in Hinds, Miss. and lettered in both football and baseball.

## Personal


Grant Williams was born May 10, 1974 in Hattiesburg, Miss. ... Attended Clinton (Miss.) High and lettered in football, basketball, baseball and track ... Williams and his wife Emily, have three daughters, Meegan, Madeline and Sarah Elizabeth.



# **DAMIEN WOODY**

## **CENTER**

**6-3 ★ 320<sup>LBS</sup> ★ ACQ: D1A-99(17<sup>TH</sup>)**  
**YEARS NFL/PATRIOTS: 3/3**  
**CAREER GP/GS: 32/32 (0/0)**  
**BOSTON COLLEGE ★ SOCIOLOGY**  
**DOB 11/3/77 ★ BEAVERDAM, VA**



## Career Transactions

Damien Woody was drafted by the Patriots with their first of two first-round draft choices in the 1999 NFL Draft (17th overall) ... The pick was obtained from the Seattle Seahawks in exchange for the Patriots first-round pick (20th overall-Ebenezer Ekuban), third-round pick (82nd overall-Karsten Bailey) and sixth-round pick (191st overall-James Dearth).

## Career Highlights

- ★ **Career GP/GS: 32/32 (0/0)**
- ★ Woody is one of only four players to start in all 32 games for the Patriots over the past two years (Bruce Armstrong, Drew Bledsoe, and Lawyer Milloy).

## Seasonal Reviews

**2000 (16/16):** Started every game at center and was one of two offensive linemen to start every game (Bruce Armstrong). ... Centered an offensive line that eclipsed the 100-yard rushing mark in six games. **N.Y. Jets (9/11):** Paved the way for the Patriots first 100 yard rushing performance of the season, gaining 100 yards on 34 carries. **Minnesota (9/17):** Followed with second consecutive 100-yard rushing game, accumulating 103 yards on 18 carries. **Denver (10/1):** Powered the Patriots to 314 total yards and their first win of the season 28-19. **Indianapolis (10/8):** Won the battle on the line of scrimmage as the Patriots totaled 118 yards rushing

and 301 total yards in 24-16 victory. **Indianapolis (10/22):** Cleared the way for the Patriots second-highest rushing performance of the season, 155 yards, as they achieved season-highs in total (24) and rushing first downs (11) ... Offensive line did not surrender a sack against the Colts. **Kansas City (12/4):** Helped lead the Patriots to 368 total yards,

their second highest output during the season ... New England also accumulated 24 first downs, which tied a season-high and set a season-high with 15 passing first downs. **Buffalo (12/17):** Blocked for rushing attack which amassed a season-high 189 rushing yards ... Part of offensive line that surrendered only one sack. **Miami (12/24):** Provided ample time for Drew Bledsoe to set a season-high with 311 yards passing ... Bledsoe was only sacked once in 35 pass attempts against Miami ... The offensive line only allowed two sacks during the

final 83 pass attempts of the season.

**1999 (16/16):** Started every game and earned All-Rookie Team honors from *Pro Football Weekly*, *College & Pro Football Newsweekly*, *Football News* and *Football Digest* ... He was the only rookie to start every game for the Patriots ... Since 1973, only three offensive linemen have started every game as a rookie; Pat Harlow (1991), Bruce Armstrong (1987) and John Hannah (1973) ... Woody was the first center to be drafted in the first round (17th overall) since

## WOODY'S BLUEPRINTS

- ★ Damien became only the third offensive lineman since 1973 to start every game as a rookie; Pat Harlow (1991), Bruce Armstrong (1987) and John Hannah (1973).
- ★ Damien helped lead his high school team, the Patrick Henry High Patriots (Beaverdam, VA) to a 14-0 record and a Division 5 State Group AAA championship in 1994.



Cleveland selected Steve Everitt in the first round (14th overall) in 1992 ... In addition, he was the second offensive lineman chosen in the 1999 draft ... Centered an offensive line that rolled up 400 yards of offense in three games and allowed for over 100 yards rushing in six games ... The Patriots were 4-2 in those games. **N.Y. Jets (9/12):** One of three rookie starters (along with Andy Katzenmoyer and Kevin Faulk) for the Patriots-the most by a Patriots team since 1993 ... Helped the team roll up 396 yards of offense and 30 total points to secure a two-point victory in the season opener. **Indianapolis (9/19):** Paved the way to the Patriots first 400-yard game of the season and another dramatic come-from-behind victory as the Patriots rattled off 24 unanswered second half points to claim their second victory of the season, 31-28 ... Reeled off a season-high 26 first downs in the game. **Cleveland (10/3):** Established a season-high with 451 yards of total offense in a 19-7 victory over the Browns. **Denver (10/24):** Helped lead the Patriots to their first victory over the Broncos in 19 seasons and led an offensive charge that totaled 133 rushing yards in the game. **Arizona (10/31):** Won the battle of the trenches with 142 yards rushing ... It was their second consecutive 100-yard game, their only back-to-back 100-yard rushing games of the season ... Powered their way to a 27-3 victory. **Dallas (12/5):** Centered an offensive line which allowed for over 100 yards rushing for the fifth time of the year and sheltered quarterback Drew Bledsoe, allowing just one sack for 0 yards. **Buffalo (12/26):** Battled Buffalo's top-rated defense and won the ground assault by compiling a season-high 158 yards rushing (4.6 avg.).


## College


Woody was a three-year starter at Boston College (1996-98) ... Responsible for making the offensive line blocking calls throughout his Boston College career. **1998 (Junior):** Started every game at center and collected 73 knockdowns for a Boston College offense that averaged 411.5 yards per game ... Earned All-Big East Conference first-team honors ... Opened holes for RB Mike Cloud, who led the Big East and ranked third in the country with 1,787 yards rushing (156.9 ypg) ... Paved the way for Cloud's school record 10 100-yard

games. **1997 (Sophomore):** Started all 11 games during his sophomore season and was voted All-Big East second team choice ... He was an important component of an offensive line that helped three different Eagle running backs register a combined seven 100-yard rushing games. **1996 (Freshman):** Started the first nine games at center and registered 53 knockdowns as the Eagle offense totaled 4,253 yards. **1995:** Red-shirted as a freshman.

## Personal

Damien Michael Woody was born the son of Nancy and Wayne Starkes on Nov. 3, 1977 in Beaverdam, Va. ... He attended Patrick Henry (Beaverdam, Va.) High and earned all-state honors ... He led his school to a 14-0 record and the 1994 Division 5 state championship ... Captured all-metro, all-region, and all-district accolades ... Earned *USA Today* All-American honorable mention honors ... Member of the *Roanoke Times* Top 25 and the *Richmond Times-Dispatch* Top 30 ... Majored in sociology at Boston College ... Damien and his wife, Nicole, have two daughters, Kamille and Jalynn.





# RICHARD SEYMOUR

## DEFENSIVE LINEMAN

6-6 ★ 305<sup>LBS</sup> ★ ACQ: D1-01 (6TH)  
YEARS NFL/PATRIOTS: ROOKIE  
GEORGIA ★ CONSUMER ECONOMICS  
DOB 10/6/79 ★ GADSDEN, SC



### How Acquired

Richard Seymour was drafted by the Patriots in the first round (6th overall) of the 2001 NFL Draft.

### College

Seymour was a four-year letterman at Georgia (1997-2000) ... Played in 41 games for the Bulldogs, earning 25 starting assignments ... Finished his career with 223 tackles (106 solos), nine-and-a-half sacks, 25.5 tackles for losses and 35 quarterback pressures ... Voted All-Southeastern Conference first-team pick twice (1999-2000) ... Joined Marcus Stroud (drafted by Jacksonville 13th overall) in forming

the premier defensive tackle tandem in college football over the last two years ... Led his team in both his senior and junior years with 10 and 10.5 tackles for losses, respectively ... Named SEC player of the week twice during his career. **2000 (Senior):** Named All-American first-team selection by the American Football Coaches Association and Walter Camp, earning second-team honors from *The Sporting News* ... Voted All-Southeastern Conference first-team pick ... Candidate for the Outland Trophy, given to the nation's premier interior lineman ... Semifinalist for *Football News'*

National Defensive Player of the Year Award ... Started ten games at right defensive tackle, recording 78 tackles (35 solos) and a team-leading 10.5 tackles for loss ... Added one-and-a-half sacks for a loss of six-and-a-half yards ... Credited with 13 quarterback pressures ... Earned SEC player of the week honors following nine tackle, one sack performance vs. Tennessee ... Credited with nine tackles (5 solos) a pressure that resulted in an interception vs. South Carolina ... Collected four tackles (3 solos) as he teamed with defensive tackle Marcus Stroud on a 9-yard sack in 38-7 win vs. Arkansas ... Also delivered a pressure that resulted in a 35-yard interception return for a Georgia touchdown ... Bulldog defense limited Arkansas to only 52 yards rushing on 26 carries (2.0 avg.), their lowest total allowed in 2000 ... Accumulated nine tackles, including a 2-yard sack and two stops behind

the line of scrimmage to earn SEC Player of the Week honors in 21-10 win versus Tennessee ... Posted seven tackles, including one for a loss, and had two pressures in 29-19 win versus Vanderbilt ... Followed with a season-high 12 tackles (7 solos) and two stops behind the line of scrimmage in 34-30 victory at Kentucky ... Registered seven tackles, including one tackle for a loss and came up with a pair of pressures at Florida ... Contributed eight tackles, including two tackles for losses at Auburn ... Closed out his career with a 7-yard sack and a tackle-for-loss in 37-14 victory over Virginia in the Oahu Bowl. **1999 (Junior):** All-Southeastern Conference first-team selection ... Started all 11 games

at right defensive tackle and led the team with 74 tackles (38 solos), including 10 tackles-for-loss ... Collected four sacks for minus 22 yards and seven quarterback pressures ... Also intercepted a pass ... One of the leaders of a defense that ranked 17th nationally against the run ... Collected six tackles (5 solos), including a pair of sacks, three stops for minus 12 yards and a pressure that resulted in an interception in 24-6 victory over South Carolina ... Named SEC defensive player of the week for his performance against the Gamecocks ... Credited with four tackles, including a tackle-for-loss, as the Bulldog defense held

Louisiana State to only 11 yards rushing in 23-22 victory ... Registered 12 tackles, including a sack, against Tennessee ... Accumulated five tackles and intercepted a pass, as the Georgia defense stymied the Vanderbilt offense, limiting them to only 26 rushing yards in 27-17 victory ... Credited with seven tackles (6 solo) and four stops behind the line of scrimmage against Florida ... Followed with a nine tackle performance against Auburn as the defense held the Tigers to only 56 yards rushing ... Recorded six tackles, including his fourth sack of the season, against Mississippi ... Established a career-high with 13 tackles against Georgia Tech ... Played across from Patriots second round selection, offensive tackle Matt Light in the Outback Bowl, and recorded a tackle, as well as deflected a pair of passes, in Georgia's 28-25 come-from-behind victory against Purdue. **1998 (Sophomore):** Appeared in every game,

### SEYMOUR'S BLUEPRINTS

★ Richard joined with Marcus Stroud (who was drafted 13th overall by Jacksonville) in forming the premier defensive tackle tandem in college football over the past two seasons.

★ While at Georgia (1997-2000) Richard helped lead the Bulldogs to a 19-5 home record, the best career record since the senior class of 1992.



with four starts for the Bulldogs ... Despite starting only four games, he finished fourth on the team with 69 tackles (32 solos) ... Added four sacks for minus 38 yards and 14 quarterback pressures ... Recorded five tackle-for-loss of 11 yards, recovered and caused a fumble ... Also deflected three passes and had 14 quarterback pressures ... Opened the season with seven tackles and an assisted sack in 56-3 victory over Kent State ... Credited with six tackles (5 solos), an assisted sack, three pressures and a pass deflection in 17-3 win against South Carolina ... Registered eight tackles, one-and-a-half sacks and three tackles-for-loss versus Louisiana State ... Accumulated a season-high 12 tackles, including a sack, a stop behind the line of scrimmage and two quarterback pressures versus Tennessee ... Pounced on a fumble which led to a Bulldog scoring drive in 31-6 win over Vanderbilt ... Followed with 11 tackle performance in 28-26 victory over Kentucky ... Registered seven tackles, assisted on sack and had two tackles-for-losses against Mississippi ... Posted six tackles, including a sack, and a pass break-up versus

Georgia Tech ... Collected three tackles, including one for a loss in Georgia's 35-33 victory over Virginia in the Peach Bowl. **1997 (Freshman):** Appeared in nine games during his freshman year at right defensive tackle ... Recorded two tackles and a quarterback pressure.


## Personal

Richard Vershaun Seymour was born the son of Richard and Deborah Seymour on Oct. 6, 1979 in Gadsden, S.C. ... First-team all-region and all-area selection as a two-way lineman at Lower Richland (S.C.) High ... Led the team with 83 tackles and eight sacks as a senior ... Voted all-area player of the week and led his team to all-area team of the week honors four times in 1996 ... Named team captain and best defensive lineman on the team ... Also lettered in basketball and track ... Majored in housing and consumer economics at Georgia.

## RICHARD SEYMOUR

Pos: DL Ht: 6-6 Wt: 305 Year: R Acq: D1-01 (6th) College: Georgia Born: 10/6/79

College Season			Tackles								Interceptions			Miscellaneous				
Year	Team	G/S	TT	UT	A	S	Yds	QB Pres	Tfl	Yds	No	Yds	TD	FF	FR	Yds	TD	
1997	Georgia	9/0	2	1	1	0	0	4	0	0	0	0	0	0	0	0	0	
1998	Georgia	11/4	69	32	37	4.0	38.0	14	5	11	0	0	0	1	1	0	0	
1999	Georgia	11/11	74	38	36	4.0	22.0	7	10	31	1	1	0	0	0	0	0	
2000	Georgia	10/10	78	35	43	1.5	6.5	13	10.5	25.5	0	0	0	0	0	0	0	
College Totals			41/25	223	106	117	9.5	66.5	38	25.5	67.5	1	1	0	1	1	0	0



## MATT LIGHT OFFENSIVE LINEMAN

6-4 ★ 305 LBS ★ ACQ: D2-01 (48TH)  
YEARS NFL/PATRIOTS: ROOKIE  
PURDUE ★ INDUSTRIAL TECHNOLOGY  
DOB 6/23/78 ★ GREENVILLE, OH



## How Acquired

Matt Light was drafted by the New England Patriots in the second round (48th overall) of the 2001 NFL draft.

## College

Light earned four letters at Purdue University (1996, 1998-2000) ... Charged with the responsibility of protecting Drew Brees' blindside from the left tackle position for the last three years ... Started all 37 Boilermaker games at tackle from 1998-2000 ... Leader of offensive line that allowed a paltry 38 sacks on 1,690 pass attempts (one every 44.5 pass attempts) during his three year tenure at tackle ... Consensus All-Big Ten

conference first-team (2000) and voted to second-team (1999) ... Played tight end in seven games during his freshman season. **2000 (Senior):** Consensus All-Big Ten Conference first-team choice ... All-American first-team selection by *Gannett News*, earning third-team honors from *Football News* ... Started all 12 games at left offensive tackle, leading a strong blocking effort upfront, allowing Boilermaker quarterbacks to be sacked seven times in 528 attempts (one every 75.4 pass attempts) ... Registered 67 key blocks for a team that generated 5,534 yards in total offense, an average of 461.2 yards per game. ... One of the team's senior leaders that helped the team to a Big Ten title and their first Rose Bowl appearance in 35 years ... Part of



offense that achieved a season-high 605 yards of total offense in 45-10 win over Kent State ... Leveled Fighting Irish linebacker, allowing Brees to complete a touchdown pass, as the Boilermakers gained 398 yards versus Notre Dame ... Delivered six knockdowns as the offense piled up 531 yards, including 409 passing yards, in 38-24 win against Minnesota ... Flattened Wolverine linebacker to stop the blitz on a 25-yard scoring strike from Brees to Vinny Sutherland in 32-31 victory over Michigan ... Also collected six key blocks as the team gained 530 yards, including 244 yards rushing ... Delivered an upfield block on Buckeye linebacker as Sutherland took a pitch-out from Brees for a 19-yard touchdown in 31-27 win over Ohio State ...

Purdue achieved a season-high 455 yards passing against the Buckeyes ... Blasted Hoosier defensive tackle to the ground on a 6-yard scoring run by Montrell Lowe as the Boilermakers accounted for a season-high 294 rushing yards in 41-13 victory over Indiana ... Closed out his career by upending Washington defensive tackle with an in-line block to spring Sedrick Brown for a 42-yard touchdown run in Rose Bowl. **1999 (Junior):** Started in all 12 games at left tackle, playing a major part as the offensive line allowed merely 15 sacks in 568

pass attempts (one every 37.9 attempts) ... Collected 52 key blocks for an offense that gained 5544 yards, an average of 462.0 yards per game ... Second-team All-Big Ten Conference pick by the media, earning honorable mention from the league's coaches ... Delivered seven knockdowns, including a key block to knock down a Northwestern defensive end as Drew Brees tossed a 2-yard shovel pass to Vinny Sutherland for a score and cut blocked linebacker on a 4-yard touchdown pass from Brees to tight end Tim Stratton as the offense piled up 539 yards in 31-23 victory over the Wildcats ... Rode Ohio State defensive end wide as Brees went out into the flanks to haul in a 12-yard option pass from Sutherland for a touchdown ... Protected Brees, allowing him to pass for a season-high 509 yards and five touchdown passes in 59-28 victory over Michigan State ... Blocked linebacker to give Brees time to find receiver Donald Winston with a 9-yard scoring pass as the Boilermakers amassed 441 yards against the Nittany Lions ... His roll block on linebacker allowed Brees the protection needed to lob a 3-yard touchdown to Chris Daniels as the team picked up

528 yards against Georgia in Outback Bowl. **1998 (Sophomore):** Honorable mention All-Big Ten Conference choice by both the Big Ten's coaches and media ... Started all 13 games at left tackle, helping an offensive line that allowed 16 sacks in 594 pass attempts (one every 37.1 attempts) ... Collected 53 key blocks for a unit that amassed 5,719 yards ... Opened sophomore campaign with seven knockdowns, upended defensive end on a 3-yard touchdown pass from Drew Brees to Gabe Cox as the team generated 248 aerial yards against USC in the Pigskins Classic ... Cut blocked defensive end on a 6-yard scoring pass from Brees to Isaac Jones and also leveled linebacker on Brees' 2-yard touchdown run as the Boilermakers collected

384 yards against Notre Dame ... Delivered numerous blocks as Boilermakers gained 692 total yards in 56-21 victory over Minnesota ... Brought down linebacker with a roll block on a 6-yard touchdown toss from Brees to Chris Daniels versus Wisconsin ... Opened holes for offense which gained 501 yards in 42-9 victory over Illinois ... Rolled on top of linebacker as Daniels took a short toss from Brees for a 5-yard touchdown in 37-34 win over Kansas State in Alamo Bowl. **1997 (Red-shirted):** Underwent surgery in the spring to repair his left shoulder (AC

joint) and was lost for the year. **1996 (Freshman):** Appeared in seven games as a reserve tight end ... Recorded one reception for 16 yards.


## LIGHT'S BLUEPRINTS

★Matt hopes to be blocking for Drew (Bledsoe) with the Patriots, after protecting another Drew (Brees) at Purdue. The Boilermaker offensive line, led by Light, surrendered only 38 sacks in 1,690 pass attempts (one every 44.5 attempts).

## Personal

Matthew Charles Light was born the son of William and Marilyn Light on June 23, 1978 in Greenville, Ohio ... Second team Division II all-state choice as a linebacker, adding All-Darke County, all-conference and All-Southwest District honors as a senior at Greenville (Ohio) High ... Second-team all-league pick as a junior ... Three-year two-way starter who played guard as sophomore, tackle as junior and tight end as senior ... As a senior, he had 69 tackles, including 15 stops for 63 yards in losses, two fumbles caused and two pass break-ups ... Added four catches for 75 yards with one touchdown ... Also lettered in track ... State qualifier, district champion, all-conference and all-county pick in the shot put ... Majored in industrial technology at Purdue.





# BROCK WILLIAMS

## CORNERBACK

5-10 ★ 195 LBS ★ ACQ: D3-01 (86TH)  
YEARS NFL/PATRIOTS: ROOKIE  
NOTRE DAME ★ SOCIOLOGY  
DOB 8/11/79 ★ HAMMOND, LA



### How Acquired

Brock Williams was drafted by the New England Patriots in the third round (86th overall) of the 2001 NFL draft.

### College

Williams finished his collegiate career with 92 tackles (74 solos), two interceptions and 12 pass deflections ... Handled the opposition's top receiver every week during his career and in 18 games as a starter he held his assigned opponent to no catches five times. **2000 (Senior):** Started all 11 games at left cornerback for Notre Dame ... Finished second

among Fighting Irish defensive backs with 49 tackles (39 solos), including a 2-yard sack and five stops for losses of 13 yards ... Intercepted a pass and deflected eight others ... Opened the season with three tackles (2 solos) while holding receiver to only a pair of catches for 16 yards in 24-10 victory over Texas A&M ... Delivered five tackles (4 solos), deflected a pass near the goal line and held All-Big Twelve Conference wingback Bobby Newcombe to only one catch vs. Nebraska ... Batted away a pass in the end zone in 23-21 victory over Purdue ... Tied a career-high with eight tackles (4 solos) and held Michigan State's leading receiver without a catch for the first time in his career as a starter ... Shared the team lead with seven tackles (4 solos), including a 2-yard sack on a third-down play and deflected a fourth-down pass in 20-14 victory over Stanford ... Also wrestled ball away from Stanford receiver for an interception that set up a 7-yard touchdown run that proved to be the game-winning score ... Pitched another "shutout" as he did not allow a catch and recorded seven tackles (4 solos) in 42-28 win at West Virginia ... Added a pair of stops behind the line of scrimmage, including a bone-jarring hit that leveled a Mountaineer tailback for a 4-yard loss on a third-down play, forcing a punt ... Established a career-high with nine tackles (7 solos), playing every defensive snap against Air Force ... During his career-high performance, Williams stopped Falcon quarterback's boot-

leg attempt for a 3-yard loss and brought down tailback behind the line of scrimmage for minus two yards versus Air Force ... Recorded eight drive-killing plays to help guide the Irish to a 38-21 victory over Southern California in the season finale to earn a berth in the Fiesta Bowl ... Shared the team lead with six solo tackles, including two stops on third-down plays and another on a fourth-down play ... Allowed only one reception while deflecting five passes, including three on third-down plays and two on fourth-down snaps ... Closed out his career with a pair of solo tackles against Oregon State in the Fiesta Bowl. **1999 (Junior):** Ruled ineligible to play. **1998 (Sophomore):** Appeared in all 11 games

and started eight while recording 40 tackles (35 solos) ... Added a pair of stops for losses of three yards, forced two fumbles and recovered one ... Intercepted one pass and deflected four others ... Also blocked two kicks ... Started the season off with a bang, forcing a fumble on a kick-off return to set up an Irish scoring drive in a 36-20 triumph over Michigan ... Credited with three solo tackles and forced a fumble, which he recovered, to set up an Irish touchdown versus Michigan State ... Earned his first career start and recorded five solo tackles, as well as a near interception in the end zone

to preserve a 31-30 victory over Purdue ... Accumulated a season-high eight tackles (4 solos), including a stop behind the line of scrimmage in 35-14 victory over Stanford ... Intercepted his first career pass, to set up an Irish touchdown and registered four tackles (3 solos) in 28-9 win at Arizona State ... Posted six tackles (5 solos), deflected a pair of passes and held his assigned receiver without a catch in 31-26 victory over Boston College ... Credited with four tackles (3 solos), including a tackle behind the line of scrimmage, in a 30-0 victory over Navy ... Williams' special teams play helped the Irish to a 39-36 win over Louisiana State, as he blocked a pair of extra point attempts and also collected seven tackles ... Recorded five tackles against Georgia Tech in the Gator Bowl. **1997 (Freshman):** Williams was just one of six freshmen to earn a letter, playing in seven regular season games, working mainly on special teams ... Finished

### WILLIAMS' BLUEPRINTS

- ★ Brock is the youngest of six children and the second one from his family to play in the NFL. His brother, John, played with the Baltimore Ravens for two seasons (1997-98)
- ★ Brock handled the opposition's top receiver during his career and in 18 games as a starter he held his assigned opponent without a catch five times.



the season with three assisted tackles ... Lined up at cornerback vs. Pittsburgh and recorded two tackles.

## Personal

Brock M. Williams was born the son of John and Marie Williams on Aug. 11, 1979 in Hammond, La. ... Named to Super Southern 100 team by the *Atlanta Journal-Constitution*, adding third-team honors on *Fox Sports'* all-south squad at Hammond (La.) High ... Recorded 102 tackles, five interceptions with 15 pass deflections

as a senior ... Registered 55 tackles with five interceptions as a junior ... Selected district most valuable player in his senior year, competing as a running back, cornerback and kickoff returner ... Also excelled in track, performing in the 100-meter dash ... Youngest of six children ... Brother, John, was an All-American cornerback at Southern University and played for the Baltimore Ravens for two seasons (1997-98) ... Majored in sociology at Notre Dame.

## BROCK WILLIAMS

Pos: CB Ht: 5-10 Wt: 195 Year: R Acq: D3-01 (86th) College: Notre Dame Born: 8/11/79

		Tackles							Interceptions					Miscellaneous			
Year	Team	G/S	TT	UT	A	Sack	TFL	Yds	No	Yds	Avg	Lg	TD	PD	FF	FR	Blk
1997	Notre Dame	7/0	3	3	0	0	0	0	0	0	0.0	0	0	0	0	0	0
1998	Notre Dame	11/8	40	35	5	0	2	3	1	3	3.0	3	0	5	2	1	2
1999	Notre Dame		Did Not Play - Red-shirted														
2000	Notre Dame	11/11	49	39	10	1	5	13	1	0	0.0	0	0	8	0	0	0
Career Totals		29/19	92	77	15	1	7	16	2	3	1.5	3	0	13	2	1	2



## KENYATTA JONES

### OFFENSIVE LINEMAN

**6-3 ★ 305 LBS ★ ACQ: D4A-01 (96TH)**  
**YEARS NFL/PATRIOTS: ROOKIE**  
**SOUTH FLORIDA ★ COMMUNICATIONS**  
**DOB 1/18/79 ★ GAINESVILLE, FL**



## How Acquired

Kenyatta Jones was drafted by the New England Patriots in the fourth round (96th overall) of the 2001 NFL draft.

## College

Jones was a four-year letterman (1997-2000) at South Florida, starting 40 of 43 career games ... One of the strongest players in the collegiate ranks, boasting a 490-pound bench press ... Showed his athleticism by also briefly playing on the school's basketball team in 1999-2000 when injuries depleted the squad's depth. **2000 (Senior):** All-Independent first-team selection by The NFL Draft Report ... Manned the demanding left tackle position and provided outstanding pass protection as the Bulls averaged 203.2 aerial yards per game in their first season of NCAA Division I-A competition ... Led offensive line unit that allowed only 24 quarterback sacks ... Registered 91 knockdowns, while appearing in virtually every offensive snap (726 plays) ... Delivered touchdown-resulting blocks on two scores as the Bulls exploded for 513 yards vs. Jacksonville State ... Opened hole for Rafael Williams'

28-yard touchdown run, as South Florida generated 134 yards rushing vs. Kentucky ... Picked up the blitz with a cut block to give his quarterback time to complete a 22-yard touchdown pass as the team gained 263 aerial yards in 20-10 win vs. Troy State ... Opened a hole for a touchdown run, as the Bulls finished the day with 255 passing yards in 44-6 victory over Liberty ... Provided ample time for quarterback Marquel Blackwell to connect on a 40-yard touchdown pass, as South Florida piled up a season-high 360 aerial yards in 30-24 victory over Western Kentucky ... Closed out career in fine fashion, opening holes for offense that set season-highs with 540 total yards and 298 rushing yards in 59-0 win over Austin Peay State. **1999 (Junior):** Played in all 11 games, starting nine at left tackle ... Credited with 71 knockdown blocks, while helping the offense generate 3,437 yards ... Raced upfield to take down a pair of defenders on Marquel Blackwell's 48-yard touchdown run versus Southwest Texas ... Led the way into the end zone for Dyral McMillan's 1-yard touchdown run as the team picked up 175 yards rushing versus Southern Illinois ... Posted nine knockdowns, as the Bulls amassed 290 yards on the ground against New Hampshire ...



Provided protection for Blackwell to complete a touchdown pass, as the offense generated 502 yards against New Haven. **1998**

**(Sophomore):** Started all 11 games at left tackle and was one of main reasons the offense averaged 36.5 points, 217.4 yards passing and 191.5 yards rushing per game ... Recorded 62 knockdowns ... Selected NCAA Division 1-AA All-Independent first-team ... Registered eight knockdowns, including one on a 75-yard touchdown, as the Bulls gained 210 aerial yards in 39-10 victory over Slippery Rock ... Recorded a pair of touchdown-resulting blocks in the first quarter, as the team piled up 330 yards rushing in 51-0 win versus Valparaiso ... Delivered knockdown block, enabling quarterback to complete 86-yard touchdown pass as Southern Florida gained 482 yards in 45-6 victory against The Citadel ... Recorded numerous cut blocks, two of which resulted in touchdown runs of five and 62 yards by Rafael Williams as South Florida accounted for 481 yards in 38-22 win vs. Morehead State. **1997 (Freshman):** Played in 10 games and started nine at left tackle as a freshman.

## JONES' BLUEPRINTS

- ★ Kenyatta's godfather, John L. Williams, was a first round pick of the Seattle Seahawks in 1986 and spent 10 years in the NFL (1986-93, Seattle and 1994-95, Pittsburgh).
- ★ Kenyatta was nicknamed "Bear" when he was born with a patch of hair on his arm.
- ★ Kenyatta played on South Florida's basketball team during the 1999-2000 season. He can also dunk a basketball.

## Personal

Kenyatta Lapoleon Jones was born on Jan. 18, 1979 in Gainesville, Florida ... All-state Class 4A third-team selection at Eastside (Gainesville, Fla.) High ... Earned "Senior Star" and all-area honors from the *Gainesville Sun* ... Named 1996 Eastside Offensive Lineman of the Year ... Competed as a center, offensive tackle and defensive end ... Also lettered in basketball as a center ... Earned a total of nine letters in football, basketball, track and weightlifting ... Listed in *Who's Who Among American High School Students* ... Honor roll student

... Raises Ball Python snakes as a hobby ... Godfather, John L. Williams, was a first round draft pick and a running back for the Seattle Seahawks (1986-93) and the Pittsburgh Steelers (1994-95) ... Nicknamed "Bear" ... Majored in communications.



### JABARI HOLLOWAY

#### TIGHT END

**6-2 ★ 258<sup>LBS</sup> ★ ACQ: D4B-01 (119TH)**

**YEARS NFL/PATRIOTS: ROOKIE**

**NOTRE DAME ★ COMPUTER ENGINEERING**

**DOB 12/18/78 ★ RIVERDALE, GA**



## How Acquired

Jabari Holloway was drafted by the New England Patriots in the fourth round (119th overall) of the 2001 NFL draft.

## College

Holloway was a four-year letterman at Notre Dame, starting in 37 of the 44 games he played in during his career ... Caught 41 passes for 692 yards (16.9 avg.) and seven touchdowns ... A devastating blocker, who recorded 115 knockdown blocks during his collegiate career. **2000 (Senior):** Voted one of four team captains by his teammates ... Started the first ten games at tight end, catching six passes for 97 yards (16.2 avg) ... Played a major role as a blocker for an offense that converted 33 of 35 scoring opportunities inside the red zone ... Finished with 37 knockdown blocks

... Opened his senior campaign with two catches for 15 yards and brought down a defender, allowing Julius Jones to score in 24-10 victory over Texas A&M ... Grabbed a 25-yard reception versus Nebraska ... Recovered an onside kick with 1:06 remaining to seal a 20-14 victory over Stanford ... Snared a season-long 32-yard catch and delivered a key block, enabling Matt LoVecchio to hit Tony Fisher on a 32-yard touchdown pass against Navy ... Grabbed a 17-yard pass to extend a scoring drive against Boston College ... Suffered a knee sprain against Rutgers, causing him to miss the Southern California game and snap his string of 22 consecutive starts. **1999 (Junior):** All-American honorable mention and All-Independent first-team pick by *Football News* ... Started all 12 games and finished with 12 receptions for 189 yards (15.8 avg.) and a career-high four touchdowns ... Added 29 knockdown



blocks ... Grabbed three passes for 51 yards, including a 20-yard score and also made a timely block on a 4-yard touchdown run by Joey Getherall on a reverse ... Added a pair of catches for 21 yards, including a 15-yard touchdown reception in a 34-30 come-from-behind win vs. Oklahoma ... Earned NBC/Chevrolet Player of the Game honors after he recovered a fumble by Jarious Jackson in the end zone for the game-winning score in a 25-24 decision over Southern California ... Also had one catch for 11 yards against the Trojans ... Corralled one pass for 25 yards against Boston College ... Closed out season with two catches for 36 yards, including a 5-yard touchdown against Stanford.

**1998 (Sophomore):** Started first 10 games of the season and came in off the bench in the final game against Southern California as the Irish started with a three wide receiver set ... Finished second on the team with 15 receptions for 262 yards (17.5 avg.) and a pair of touchdowns ... Also made 32 knockdown blocks ... Established career-highs with four receptions and 94 receiving yards, including touchdowns of 10 and 17 yards in 31-30 triumph over Purdue ... Gained 36 yards on three catches and also cleared a hole for Autry Denson's touchdown run ... Provided an open rushing lane for a Denson touchdown run and also snared three passes for 71 yards against Louisiana State ... Grabbed two passes for 11 yards against Georgia Tech in the Gator Bowl. **1997 (Freshman):** Played in 11 of 12 games as a freshman, including five starts ... Holloway was one of only six freshmen to earn a varsity letter ... Caught eight passes for 144

yards (18.0 avg.) and a touchdown ... In his first career start, he recorded his first touchdown on an 11-yard pass from Ron Powlus ... Gained 48 yards on a pair of receptions against Boston College ... Started and caught two passes for 22 yards against Louisiana State ... Started for third consecutive week and picked up 63 yards on three catches against West Virginia.

## Personal

Jabari Jelani Holloway was born the son of Frank and Brenda Holloway on Dec. 18, 1978 in Atlanta, Ga. ... Reebok and *USA Today* All-American

pick, adding Super Southern 100 and Georgia Top 50 lists by the *Atlanta Journal-Constitution* at Sandy Creek (Tyrone, Ga.) High ... First-team selection on the All-South team picked by *Fox Sports South* ... Super 11 choice by the *Atlanta Journal* ... Two-time Fayette-Cowetta Extra Defensive Player of the Year ... Team captain as a junior and senior ... Earned two letters in football, catching 24 passes for 495 yards and four touchdowns ... Added 207 tackles (112 solos) with seven sacks as an outside linebacker in his senior campaign ... Caught 12 passes for 250 yards, including four scores and recorded 142 tackles (85 solos) with 12 sacks ... Also blocked six field goals, running two of them back for touchdowns as a junior ... Selected for the Florida-Georgia all-star game ... Earned two letters in both basketball and track ... Father, Frank, played football at Morehouse ... Majored in computer engineering at Notre Dame.

## HOLLOWAY'S BLUEPRINTS

★ Jabari was named one of four captains of the Fighting Irish in 2000.


★ Jabari concluded his collegiate career with 37 starts from 1997-2000, the most of any Irish player over that time span.

## JABARI HOLLOWAY

Pos: TE Ht: 6-2 Wt: 258 Year: R Acq: D4b-01 (119th) College: Notre Dame Born: 12/18/78

College Season		Receiving						Miscellaneous		
Year	Team	G/S	No	Yds	Avg	Lg	TD	FR	Yds	TD
1997	Notre Dame	11/5	8	144	18.0	48	1	0	0	0
1998	Notre Dame	11/10	15	262	17.5	51	2	0	0	0
1999	Notre Dame	12/12	12	189	15.8	31	3	1	0	1
2000	Notre Dame	10/10	6	97	16.2	32	0	0	0	0
College Totals		44/37	41	692	16.9	51	6	1	0	1





# HAKIM AKBAR

## SAFETY

6-0 ★ 212<sup>LBS</sup> ★ ACQ: D5-01 (163<sup>RD</sup>)  
 YEARS NFL/PATRIOTS: ROOKIE  
 WASHINGTON ★ CONSTRUCTION MGT.  
 DOB 8/11/80 ★ RIVERSIDE, CA



## How Acquired

Hakim Akbar was drafted by the New England Patriots in the fifth round (163rd overall) of the 2001 NFL draft.

## College

Akbar was a three-year letterman at Washington (1998-2000) ... He played in 33 games, including 26 consecutive starts at safety ... Proved versatile, starting at both strong and free safety ... One of most aggressive and hardest hitters while at Washington ... Recorded 225 tackles (123 solos) with eight stops behind the line of scrimmage ... Snared four interceptions for 52 yards ... Added five fumble recoveries

and forced two fumbles ... Played major role in the 2000 Huskies 11-1 record and number three overall ranking by Associated Press and ESPN/USA Today. **2000**

**(Junior):** All-American first-team selection by *The NFL Draft Report* and *CNN/Sports Illustrated*, adding honorable mention from *College Football News* ... All-Pac 10 Conference first-team choice ... Led the team with 97 tackles (54 solos), including five stops for losses of 16 yards ... Intercepted two passes for 31 yards and deflected six others ... Also recovered a pair of fumbles ... Lined up at strong safety for the first eight games before shifting to free safety when teammate Curtis Williams suffered a career-ending spinal cord injury ... Recorded double-digit tackles in four games during the 2000 season ... Set a career-high with 19 tackles against Oregon State (10/7/00). It was the highest single-game total since John Fiala collected 22 tackles in 1996 ... Named the Huskies defensive MVP by the coaches in the season opener versus Idaho with six tackles (3 solos), an interception and a fumble recovery ... Delivered seven tackles in 34-29 victory over Miami ... The loss was the Hurricanes only defeat of the season ... Collected 14 tackles (7 solos), including four tackles for losses against Oregon ... Continued to wreak havoc, collecting a career-high 19 tackles and was named defensive MVP by the coaches versus Oregon State ... Intercepted a pass, returning the ball 31 yards to set up a touchdown and recorded seven tackles (5 solos) in

21-15 win over Arizona State ... Sparked a 23-point fourth quarter rally as he recovered a fumble that set up a touchdown in a 36-24 victory over California ... Credited with 10 tackles (6 solos) against Stanford ... Followed with another 10 stops against Arizona ... Registered eight solo tackles and deflected two passes as the Huskies won their sixth straight game, 35-28 versus UCLA ... Accumulated nine tackles as the Huskies clinched a berth in the Rose Bowl with a 51-3 victory over Washington State ... Closed out his career with nine tackles and caused a fumble in the fourth quarter on a jarring hit to set up a touchdown that put the game out of reach in a 34-24 victory against Purdue in the Rose Bowl. **1999**

**(Sophomore):** Second-team All-Pac 10 Conference choice ... Named team Co-Outstanding Defensive Player of the Year by *KOMO-Radio* ... Moved to strong safety before the start of season and started all 11 games ... Finished fourth on the team with 69 tackles (33 solos), including three stops for losses of 9 yards ... Intercepted a pass for a 4-yard return and deflected six others ... Forced and recovered a pair of fumbles ... Also had one quarterback pressure ... Posted six tackles (4 solos),

including one for a 7-yard loss, causing a fumble on the play which he recovered, pressured quarterback into throwing an interception and deflected a pass in the season opener versus Brigham Young ... Collected a season-high 16 tackles (8 solos), including one for a loss against Air Force ... Continued his double-digit tackle streak with 10 against both Colorado and Oregon, both Husky wins ... Credited with seven tackles against Arizona State ... Posted eight tackles, including one tackle behind the line of scrimmage against Stanford ... Recorded an interception in 33-25 victory over Arizona ... Closed out the season with seven tackles (5 solos) in the Holiday Bowl against Kansas State. **1998 (Freshman):** Freshman All-American first-team selection by *The Sporting News*, adding honorable mention from *Football News* ... Played in all 11 games at free safety, starting the final four contests ... Ranked third on the team with 59 tackles (36 solos) ... Intercepted a pass, recovered a fumble and caused another ... Recorded his first career

## AKBAR'S BLUEPRINTS

- ★ Hakim led the Huskies with 97 tackles during the 2000 season, including a career-high 19 tackles against Oregon State (10/7/00).
- ★ While at Washington, Hakim wore the number 9, which was previously worn by current Patriots safety, Lawyer Milloy.



interception in the second game of the season vs. Brigham Young ... Credited with 10 tackles against Nebraska ... Delivered five tackles and caused a fumble against Utah State ... Started the first game of his career against Southern California and posted five tackles ... Recovered a fumble and registered five tackles against Oregon ... Followed with a season-high 15 tackles against UCLA ... Added 7 tackles (6 solos) in the season finale versus Washington State ... Came off the bench to lead the team with 11 tackles (9 solos), including one for a loss, against Air Force in the Oahu Bowl.

## Personal

Akmal Hakim Akbar was born the son of Kenneth and Rasheeda Akbar on Aug. 11, 1980 in Riverside, Calif. ... All-CIF, all-county and all-league pick as a senior at Riverside Polytechnic (Calif.) High ... Registered 91 tackles, with six interceptions, three fumble recoveries and seven forced fumbles as a senior ... Received eight votes in *Long Beach Press Telegram's* 'Best in the West' poll ... Named to the *Tacoma News Tribune's* 'Western 100' team ... Rated the eighth-best defensive back in the Western Region by Prep Star ... Majored in construction management.

## HAKIM AKBAR

Pos: S Ht: 6-0 Wt: 212 Year: R Acq: D5-01 (163rd) College: Washington Born: 8/11/80

College Season		Tackles							Interceptions				Miscellaneous			
Year	Team	G/S	TT	UT	A	Sack	TFL	Yds	No	Yds	Lg	TD	PD	FF	FR	Yds
1998	Washington	11/4	59	36	23	0	0	0	1	17	17	0	0	0	1	3
1999	Washington	11/11	69	33	36	0	3	9	1	4	4	0	6	2	2	0
2000	Washington	11/11	97	54	43	0	5	16	2	31	31	0	6	0	2	0
Career Totals		33/26	225	123	102	0	8	25	4	52	31	0	12	2	5	3



## ARTHER LOVE

### TIGHT END

**6-4 ★ 250 LBS ★ ACQ: D6A-01 (180TH)**  
**YEARS NFL/PATRIOTS: ROOKIE**  
**SOUTH CAROLINA STATE ★ MECHANICAL ENGINEERING**  
**DOB 9/18/77 ★ SOPERTON, GA**



## How Acquired

Arther Love was drafted by the New England Patriots in the sixth round (180th) of the 2001 NFL draft.

## College

Love earned four letters (1997-2000) at South Carolina State ... Developed into one of the premier blockers at his position ... Finished his career with 34 catches for 562 yards (16.5 avg.) and four touchdowns. **2000 (Senior):** Super Sleeper Team selection by The NFL Draft Report ... Second-team All-Mid Eastern Athletic Conference choice ... Voted team captain ... Started in nine of 10 games during his senior campaign ... Caught a career-high 20 passes for 342 yards (17.1 avg.) and a pair of touchdowns ... Registered 61 knockdown blocks ... Opened the season with two catches for 42 yards and made a key block to spring Leon McCampbell for a 29-yard scoring scamper versus Winston-Salem State ... Snatched two passes for 38 yards and opened a hole used by Chad Eaddy for a

28-yard touchdown run against Florida A&M ... Followed with five receptions for 64 yards, including a 4-yard score versus The Citadel ... Added 32 yards on three catches and also caught a two-point conversion pass against Hampton ... Recovered an onside kickoff for an 8-yard gain versus Delaware State ... Hauled in four passes for a career-high 113 yards, including a 60-yard touchdown and recovered a fumble against Howard ... Followed with a 30-yard catch against Morgan State ... Closed out his career with two catches for nine yards and also made a timely block on a scoring run by Eaddy versus North Carolina A&T. **1999 (Junior):** Team captain and Coca Cola Scholar-Athlete ... Collected 56 knockdown blocks, while starting in seven of the nine games he played in during the season ... Finished with seven receptions for 109 yards (15.6 avg.) and a touchdown ... Also recorded a solo tackle ... Delivered an explosive block that leveled a pair of defenders on an 11-yard touchdown run against Charleston Southern ... Followed with three catches for 56 yards, including a 25-yarder that set up a touchdown against Benedict



College ... Cleared a hole for a touchdown run against The Citadel ... Recorded a season-long 29-yard catch against Norfolk State ... Closed out the season with a 12-yard reception against North Carolina A&T. **1998 (Sophomore):** Started eleven games and caught six passes for 98 yards (16.3 avg.) and a touchdown ... Posted 49 knock-down blocks ... Scored his first career touchdown on a 22-yard reception against Bethune-Cookman ... Cleared a path used by Chad Eaddy for a 17-yard scoring scamper and also had a season-long 26-yard catch against Hampton. **1997 (Redshirt Freshman):** Played in all eleven games and was utilized mostly as a blocker for the Bulldogs ... Finished with

one reception for 13 yards. **1996 (Redshirt):** Granted a medical redshirt after he suffered a fractured right hip in summer camp.

## LOVE'S BLUEPRINTS

- ★ Arther was voted team captain of South Carolina State twice, in 1999 and 2000.
- ★ South Carolina State boasts a proud football heritage, having produced the likes of Deacon Jones, Harry Carson, Donnie Shell and Marion Motley.

## Personal

Arther Lee Love was born the son of Arther, Sr. and Doris Love on Sept 18, 1977 in Vickelice, Ga. ... Earned four letters in both football and basketball, adding three letters in track at Montgomery County (Soperton, Ga.) High ... Brother, Travis, was a teammate and starting defensive lineman at South Carolina State (1998-present) ... Majored in mechanical engineering at South Carolina State.

## ARTHER LOVE

**Pos:** TE **Ht:** 6-4 **Wt:** 250 **Year:** R **Acq:** D6a-01 (180th) **College:** South Carolina St. **Born:** 9/18/77

College Season			Receiving					Kickoff Returns				Misc.
Year	Team	G/S	No	Yds	Avg.	Lg	TD	No	Yds	Avg	TD	SpT Tkl
1997	South Carolina State	11/0	1	13	13.0	13	0	0	0	0	0	0
1998	South Carolina State	11/11	6	98	16.3	26	1	0	0	0	0	0
1999	South Carolina State	9/7	7	109	15.6	29	1	0	0	0	0	1
2000	South Carolina State	10/9	20	342	17.1	60t	2	1	8	8.0	0	0
College Totals		41/27	34	562	16.5	60t	4	1	8	8.0	0	1



## LEONARD MYERS

### CORNERBACK

**5-10** ★ **195<sup>lbs</sup>** ★ **ACQ: D6B-01 (200th)**  
**YEARS NFL/PATRIOTS: ROOKIE**  
**MIAMI (FLA) ★ LIBERAL ARTS**  
**DOB 12/18/78 ★ FT. LAUDERDALE, FL**



## How Acquired

Leonard Myers was drafted by the New England Patriots in the sixth round (200th overall) of the 2001 NFL draft.

## College

Myers was a four-year letterman at Miami (1997-2000) ... Played in 42 games, including 19 starts during his Hurricane career ... Finished his career with 132 tackles (84 solos), including one sack and four tackles for a loss ... Also snared nine interceptions for 160 return yards, including one touchdown and deflected 35 passes. **2000 (Senior):** All-Big East Conference second-team selection ... Played in nine

games and started five ... Finished the season with 26 tackles (17 solos) and a 5-yard sack while lining up at the left cornerback position ... Intercepted two passes and deflected nine others ... Also caused a fumble ... Opened the season with an interception and a pair of pass deflections against McNeese State ... Recorded five tackles, including a sack of Marques Tuiasosopo for a 5-yard loss and deflected a pass against Washington ... Registered his second interception in three games, broke up two passes and added five tackles in 47-10 victory over West Virginia ... Credited with four tackles (3 solos) and a pass defense in 27-24 victory over Florida State ... Posted seven tackles and deflected three passes against Louisiana Tech ... Concluded his college career with three tackles and an



interception against Florida in the Sugar Bowl. **1999 (Junior):** Played in all 12 games and started seven at right cornerback ... Recorded a career-high 49 tackles (30 solos) with a sack and three tackles for losses ... Collected three interceptions for 62 yards and eight pass deflections ... Opened season with six tackles, including a stop behind the line scrimmage and an interception in the Kickoff Classic against Ohio State ... Returned a kickoff 32 yards and deflected three passes against Florida A&M ... Recorded five tackles in three consecutive games against Penn State, East Carolina and Florida State ... Sacked Tim Hasselbeck for a 2-yard loss and added four other tackles in 31-28 victory over Boston College ... Posted a season-high nine tackles, intercepted a pass and deflected two others in 28-20 victory over West Virginia ... Returned an interception 54-yards for a touchdown and recorded three tackles against Syracuse ... Registered four tackles, as Miami held Temple to only 138 total yards in 55-0 victory.

**1998 (Sophomore):** Second-team All-Big East Conference selection ... Appeared in ten games, starting seven at right cornerback ... Accumulated 27 tackles (19 solos), two interceptions and 13 pass deflections ... Also returned nine punts for 73 yards (8.1 avg) ... Picked off a pass and returned a punt seven yards against Virginia Tech ... Registered a season-high six tackles (5 solos) with a stop behind the line of scrimmage against Florida State ... Also deflected six passes and returned four punts for 46 yards, despite suffering a knee injury late in the contest against the Seminoles ... Collected five solo tackles with an interception against Syracuse ... Closed out

the season with five tackles (4 solos) against UCLA. **1997 (Freshman):** Played in all 11 games as a reserve cornerback ... Recorded 30 tackles (18 solos) with

two interceptions for 64 yards and five pass deflections ... Returned three kickoffs for 81 yards (27.0 avg.) and had an 11-yard punt return ... Registered his first career interception and posted a pair of hits against Boston College ... Recovered a fumble and delivered a season-high nine tackles (6 solos) versus Temple ... Returned an interception 64 yards and added two tackles against Rutgers ... His 64-yard return was the longest by a Miami freshman since Ray Lewis' 64-yarder against Rutgers in 1995.

## MYERS' BLUEPRINTS

★Leonard learned sign language during the 2000 off-season.

★Leonard returned an interception 64 yards during his freshman year and it was the longest by a Miami freshman since Ray Lewis' 64-yarder against Rutgers in 1995.

Lewis' 64-yarder against the Scarlet Knights in 1995.

## Personal


Leonard Bernard Myers, Jr. was born on Dec. 18, 1978 in Ft. Lauderdale, Fla. ... Received numerous honors during his senior season at Dillard (Ft. Lauderdale, Fla.) High, including *Ft. Lauderdale Sun Sentinel* defensive player of the year and *Ft. Lauderdale Sun Sentinel* and *Miami Herald* all-district accolades ... Chosen as the Ft. Lauderdale Touchdown Club's Defensive Player of the Year ... Registered 85 tackles (60 solos), six interceptions and five fumble recoveries his senior season ... Returned 18 punts for 756 yards and eight touchdowns ... Amassed 66 tackles (50 solos), three interceptions and four fumble recoveries as a junior ... Also competed in basketball, track and baseball ... Learned sign language in the 2000 off-season ... Majored in liberal arts at Miami (Fla.).

## LEONARD MYERS

Pos: CB Ht: 5-10 Wt: 195 Year: R Acq: D6B-01 (200th) College: Miami (Fla.) Born: 12/18/78

		Tackles								Interceptions					Miscellaneous		
Year	Team	G/S	TT	UT	A	Sack	Yds	TFL	Yds	No	Yds	Avg	Lg	TD	PD	FF	FR
1997	Miami	11/0	30	18	12	0	0	0	0	2	64	32.0	64	0	5	0	1
1998	Miami	10/7	27	19	8	0	0	0	0	2	0	0.0	0	0	13	0	0
1999	Miami	12/7	49	30	19	0	0	3	4	3	62	20.7	54t	1	8	0	0
2000	Miami	9/5	26	17	9	1	5	1	5	2	34	17.0	25	0	9	1	0
College Totals		42/19	132	84	48	1	5	4	9	9	160	17.8	64	1	35	1	1
Kickoff Returns										Punt Returns							
Year	Team	G/S	No	Yds	Avg	Lg	TD	No	Yds	Avg	Lg	TD					
1997	Miami	11/0	3	81	27.0	38	0	1	11	11.0	11	0					
1998	Miami	10/7	0	0	0.0	0	0	9	73	8.1	20	0					
1999	Miami	12/7	1	32	32.0	32	0	0	0	0.0	0	0					
2000	Miami	9/5	0	0	0.0	0	0	0	0	0.0	0	0					
College Totals		42/19	4	113	28.3	38	0	10	84	8.4	20	0					





# OWEN POCHMAN

## PLACEKICKER

6-0 ★ 180<sup>LB</sup> ★ ACQ: D7A-01 (216TH)  
 YEARS NFL/PATRIOTS: ROOKIE  
 BRIGHAM YOUNG ★ SOCIOLOGY  
 DOB 8/2/77 ★ MERCER ISLAND, WA



### How Acquired

Owen Pochman was drafted by the New England Patriots in the seventh round (216th overall) of the 2001 NFL draft.

### College

Pochman was a four-year letterman (1997-2000) at Brigham Young and holds the school's career records with 135 conversions, 66 field goals and 333 points scored ... Shattered the previous scoring mark of 242 points by Kurt Gunther (1980-82) ... Owen continued the Pochman family tradition of kicking for the Cougars, having taken over those chores upon the graduation of his brother, Ethan, after the 1996 season ... The Pochmans own three of the top five single-season scoring records by BYU kickers ... Pochman finished his career with 58 consecutive extra points. **2000 (Senior):** All-Mountain West Conference selection ... Semi-finalist for Lou Groza Collegiate Place Kicker of the Year Award by the Orange Bowl committee, earning the distinction of one of the top-20 kickers in the nation ... Scored 86 points as he connected on 19 of 24 field goals and all 29 extra point attempts ... Began the year with a 42-yard field goal against Florida State ... Boomed field goals of 27, 43 and 40 yards and added a pair of extra points versus Air Force ... Kicked 50, 24 and 28-yard field goals, accounting for nine of the Cougars 15 points against San Diego State ... His 50-yarder ranks as the sixth-longest field goal in school annals ... Successful on 48 and 42-yard field goals versus Wyoming ... Boomed field goals of 56, 32 and 33 yards, in addition to four PATs against New Mexico ... Pochman's 56-yarder set a school record, topping the previous long of 53 yards by Dennis Patera vs. Utah State in 1967 ... Closed out his career in explosive fashion, delivering on field goals of 45, 38, 35 and 22 yards, as well as a pair of extra points versus Utah ... All four field goals against the Utes came in

the first half, marking the first time in school history four field goals had been kicked in the first half. **1999 (Junior):** Named second-team All-Mountain West Conference ... Scored 90 points as he made 18-25 field goals and 36-38 extra point attempts ... Also recorded a solo tackle ... Successful on field goals from 38 and 43 yards versus Colorado State ... Kicked two field goals, including a game-winning 33-yard field goal as time ran out to give the Cougars a 34-31 decision over Utah State ... Followed with a 44-yarder and five extra points against California ... Successful on field goals of 47, 26, 28, 31 and 30 yards versus Nevada-Las Vegas ... His five field

goals tied a school game-record, first set by Joe Liljenquist vs. Colorado in 1969 ... Connected on 23, 27 and 42-yard field goals versus San Diego State. **1998 (Sophomore):** Second-team All-Western Athletic Conference choice ... Led the team in scoring with 101 points, the second-best season total by a BYU kicker, topped only by his brother, Ethan's 123 points in 1996 ... Successful on 20 of 27 field goals and 41 of 42 extra point attempts ... Nailed a 23-yard field goal and

all four PAT's versus Alabama ... Followed with 34, 41, 33 and 38-yard field goals and 12 of the Cougars 26 points in 26-12 victory over Arizona State ... Added 31 and 44-yarders and had four PATs against San Jose State ... Boomed field goals of 46 and 40 yards and kicked a PAT, accounting for seven of the team's 13 points in a 13-0 shutout over San Diego State ... Connected on a 40-yard field goal and five extra points versus New Mexico ... Nailed a 47 yarder with 2:59 left to give the Cougars a 26-24 triumph over Utah ... Also had 41, 43 and 43-yard field goals and three extra points against the Utes ... Kicked two field goals against Air Force in the Western Athletic Conference Championship game. **1997 (Freshman):** Second-team All-Western Athletic Conference pick as a freshman ... Finished second on the team in scoring with 56 points in his first year with the Cougars ...

### POCHMAN'S BLUEPRINTS

- ★ Owen hails from a kicking family. He and his brother, Ethan, own 13 records between them at BYU. His sister, Erin, was an All-Pac 10 soccer player at the University of Washington.
- ★ Owen established a school record with a 56-yard field goal during the 2000 season.



Made nine of 15 field goals and 29 of 30 extra point attempts ... Successful on his first two career field goal attempts, including a 32-yarder that proved to be the game-winner in a 13-10 decision over Arizona State ... Again led the team to victory with his leg, making field goals of 47 and 41 yards in 19-16 win against Southern Methodist ... Followed with 40 and 44-yarders against Utah State ... Connected on a 42-yard field goal and four PATs versus Texas Christian ... Successful on seven PATs against Tulsa. **1996 (Redshirt):** Red-shirted as a freshman.

## Personal

Owen Pochman was born the son of Bobbi and Bob Pochman on Aug. 2, 1977 in Renton, Wash. ... Lettered four times in soccer and once in football at

Mercer Island (Wash.) High ... All-conference choice as a punter and kicker ... All-region pick as a punter ... Soccer team captain for two years, earning all-conference honors for three years and was also the team's leading scorer ... Holds the school assist record ... Two-time state championship MVP ... MVP of the Nantucket Men's League in 1995 ... MVP of the Seattle Soccer Club and awarded the Golden Boot ... Member of the Western 14-state regional team ... Played junior pro teams in England ... Member of the Washington all-star team ... Older brother, Ethan, was BYU's kicker in 1996 and set BYU records for most consecutive PATs (61), points in a season (123) and most field goals (21) ... Sister, Erin, was an All-Pac 10 soccer player in Washington ... Majored in sociology, with a double minor in communications and business at BYU.

## OWEN POCHMAN

Pos: K Ht: 6-0 Wt: 180 Year: R Acq: D7b-01 (216th) College: Brigham Young Born: 8/2/77

Regular Season			Field Goals								PATs				
Year	Team	1-29	Pct	30-39	Pct	40-49	Pct	50+	Pct	Overall	Pct	Lg	Made	Att	Pts
1997	BYU	1/1	100.0	1/3	33.3	7/10	70.0	0/1	0.0	9/15	60.0	47	29	30	56
1998	BYU	2/3	66.6	9/11	81.8	9/10	90.0	0/3	0.0	20/27	74.1	47	41	42	101
1999	BYU	8/9	88.8	6/8	75.0	4/6	66.6	0/2	0.0	18/25	64.2	47	36	38	90
2000	BYU	6/6	100.0	4/4	100.0	7/10	70.0	2/4	50.0	19/24	79.1	56	29	29	86
College Totals		17/19	89.4	20/26	76.9	27/36	75.0	2/10	20.0	66/91	72.5	56	135	139	333



## T.J. TURNER

### LINEBACKER

**6-3 ★ 255<sup>LBS</sup> ★ ACQ: D7B-01 (239TH)**  
**YEARS NFL/PATRIOTS: ROOKIE**  
**MICHIGAN STATE ★ PARKS, RECREATION & TOURISM**  
**DOB 10/1/78 ★ HILLSBORO, OH**



## How Acquired

T.J. Turner was drafted by the New England Patriots in the seventh round (239th overall) of the 2001 NFL draft.

## College

Turner earned four letters (1997-2000) at Michigan State ... Appeared in 38 games for the Spartans, earning 24 starting assignments ... Steady performer who also excelled on special teams ... Finished his career with 162 tackles (99 solos), four sacks for minus 19 yards and 13 stops for losses of 35 yards ... Recorded a team-high five interceptions in 1999, including an 89-yarder for a touchdown ... Also

recovered two fumbles, returning both for touchdowns during the 1999 season. **2000 (Senior):** Appeared in only four games, recording 12 tackles (5 solos) with a pair of stops behind the line of scrimmage and a pass deflection ... Credited with a solo tackle before leaving the game in the first quarter with a left shoulder sprain against Marshall ... Stopped Julius Jones twice behind the line of scrimmage and posted three solo tackles versus Notre Dame ... Collected four tackles (3 solos) against Northwestern ... Missed the final five games of the season after he underwent left shoulder surgery. **1999 (Junior):** All-Big Ten Conference honorable mention ... Started all year at middle linebacker, finishing fifth on the team with 66 tackles (41 solos) ... Recorded two sacks and



eight stops behind the line of scrimmage ... Recovered two fumbles and returned both for touchdowns (26 and 24-yards) ... Also caused a fumble ... Led the Spartans with five interceptions for 105 yards, including an 88-yard touchdown ... Also deflected four passes ... Began the season with eight tackles (4 solos) and two stops behind the line scrimmage against Oregon ... Posted nine hits (8 solos), including one tackle for loss and a pass break-up versus Notre Dame ... Collected

10 tackles against Illinois ... Added five tackles and a pass deflection against Michigan ... Stopped Michael Wiley for a 3-yard loss and delivered seven tackles versus Ohio State ... Returned a fumble 26 yards for a touchdown in 34-0 victory over Northwestern ... Also registered eight tackles, including a 6-yard sack with a pair of stops behind the line of scrimmage versus the Wildcats ... Recorded a pair of interceptions against Drew Brees and returned one 88-yards for a touchdown against Purdue ... Added four solo tackles against the Boilermakers ... Snared another two interceptions and made seven tackles (4 solos) against Penn State ... Credited with a 4-yard sack and returned a fumble recovery 24 yards for a touchdown in 37-34 victory over Florida in the Citrus Bowl. **1998 (Sophomore):** Appeared in ten games, including eight starts ... Finished with a career-high 74 tackles (46 solos), two sacks for minus 9 yards and three stops for losses of 10 yards...Caused a fumble and deflected three passes ... Recorded six hits (3 solos) against Notre Dame ... Credited with seven tackles against Minnesota

... Collected 10 tackles with a stop behind the line of scrimmage versus Minnesota ... Contributed a season-high 14 tackles (11 solos), including an 8-yard sack, versus Ohio State ... Followed with 13 tackles (11 solos) against Purdue ... Collected 11 hits (4 solos) against Illinois ... Recorded three stops and sacked Kevin Thompson against Penn State. **1997 (Freshman):** Played in all 12 games and finished the season with 10 tackles (7 solos) ... Collected a pair of tackles against both Memphis and Penn State ... Added a season-high three hits (2 solos) against Indiana.

## TURNER'S BLUEPRINTS

★T.J. led the Spartans with five interceptions during the 1999 season, including one he returned 88-yards for a touchdown. He also recovered two fumbles and returned both for touchdowns during the same season.

## Personal

Thomas S. Turner was born on Oct. 1, 1978 in Dayton, Ohio ... Super Prep All-American and listed on both Prep Football Report's and Super Prep's All-Midwest teams as a senior at Hillsboro (Oh.) High ... Earned first-team all-state, all-region, all-district and all-league honors as a senior ...

Named league MVP after recording 103 tackles, including seven sacks, in just seven games in 1996 ... Also had three interceptions and recovered six fumbles ... Caught 39 passes for 757 yards (19.4 avg.) and 14 touchdowns as the starting tight end in '96 ... Four-year starter on both sides of the football ... Helped Hillsboro to a combined regular-season record of 37-3 (.925) during his prep career ... Point guard-forward averaged 18 points and 10 rebounds as a senior ... Majored in parks, recreation and tourism at Michigan State.

## T.J. TURNER

**Pos:** LB **Ht:** 6-3 **Wt:** 255 **Year:** R **Acq:** D7b-01 (239th) **College:** Michigan State **Born:** 10/1/78

College Season			Tackles							Interceptions					Miscellaneous				
Year	Team	G/S	TT	UT	A	S	Yds	Tfl	Yds	No	Yds	Avg	Lg	TD	PD	FF	FR	Yds	TD
1997	Michigan State	12/0	10	7	3	0	0	0	0	0	0	0	0	0	0	0	0	0	0
1998	Michigan State	10/8	74	46	28	2	9	3	10	0	0	0	0	0	3	1	0	0	0
1999	Michigan State	12/12	66	41	25	2	10	8	23	5	105	21.0	88t	1	4	1	2	50	2
2000	Michigan State	4/4	12	5	7	0	0	2	2	0	0	0	0	0	1	0	0	0	0
College Totals		38/24	162	99	63	4	19	13	35	5	105	21.0	88t	1	8	2	2	50	2





## TERRANCE BEADLES

GUARD

6-3 ★ 300<sup>lbs</sup> ★ ACQ: FA-00  
YEARS NFL/PATRIOTS: 2/2  
ARKANSAS-PINE BLUFF ★ CRIMINAL JUSTICE  
DOB 4/27/76 ★ ATLANTA, GA



**PRO:** Beadles was signed by the New England Patriots as a rookie free agent (4/19/00) ... Placed on injured reserve (8/22/00).

**COLLEGE:** Beadles was a four-year starter at Arkansas Pine-Bluff ... Three-time All-Southwestern Athletic Conference first-team choice ... Started 39 games during his college career ... Manned the demanding left tackle position, finished his career without giving up a sack in his final 18 games ... Graded 90.4% (highest among 1-AA lineman) as he collected 117 knockdowns for an offense that generated 3,407 yards during his senior season.

**PERSONAL:** Terrance LaBronze Beadles was born on April 27, 1976 in Atlanta, Ga. ... Standout performer in football and basketball at Frederick Douglass (Atlanta, Ga.) High. ... One of three children (brother, Anthony and sister, La Tonya) ... Terrance majored in criminal justice at Arkansas Pine-Bluff.



## BRAD COSTELLO

PUNTER

6-1 ★ 225<sup>lbs</sup> ★ ACQ: FA-01  
YEARS NFL/PATRIOTS: 1/1  
BOSTON UNIVERSITY  
DOB 12/24/74 ★ MOORESTOWN, NJ



**PRO:** Costello was signed onto the Patriots practice squad (12/20/00) ... Signed to their active roster (1/30/01) ... Allocated to the Scottish Claymores of NFL Europe (2/12/01) ... Originally signed with the Cincinnati Bengals as a rookie free agent (4/23/98) ... Waived by the Bengals (8/25/98) ... Re-signed by the Bengals (12/7/98) ... Participated in three games with the Bengals and recorded 10 punts for an average of 49.5 ... Also recorded two special teams tackles ... Launched a Bengals-record 73-yard punt in his first pro game (at Indianapolis, 12/13/98) ... Waived by the Bengals (9/1/99) ... Re-signed by the Bengals (11/23/99) ... Played in five games with the Bengals and averaged 33.8 yards on 22 punts ... Also recorded three special teams tackles.

**NFL EUROPE:** Costello played in 8 games for the Scottish Claymores ... Punted 45 times for 1887 yards (41.9 avg.) ... Ranked second in the league with a 41.9 average and third with 16 kicks inside the 20-yard line ... Notched a season-high 10 punts for a 47.5 average against the Rhein Fire in Week 10.

**COLLEGE:** Costello starred at Boston University (1995-97), finishing his career as the school's all-time leader with a 42.3 punting average ... Earned Atlantic-10 punting championship in 1996 and '97 ... Averaged 44.4 yards per kick in 1997, ranking third overall in Division I-AA and setting school records for average and total yards ... Began his college career at Michigan State, transferring to Boston University after his freshman year.

**PERSONAL:** Brad Costello was born on Dec. 24, 1974 ... Attended Holy Cross in Delran, N.J. ... Coached by former Philadelphia Phillie slugger Greg Luzinski as a sophomore at Delran Prep in football and baseball ... Costello is the only active player in the NFL from the discontinued Boston University football program.

### COSTELLO'S NFL STATISTICS

Year	Team	G	No	Yds	Avg	Net	Lg	In20	SpT
1998	Bengals	3	10	495	49.5	32.7	73	0	2
1999	Bengals	5	22	744	33.8	28.7	44	1	3
<b>Totals-2 Years</b>	<b>8</b>	<b>32</b>	<b>1239</b>	<b>38.7</b>	<b>30.1</b>	<b>73</b>	<b>1</b>	<b>5</b>	





## ANTICO DALTON

### LINEBACKER

**6-1 ★ 238<sup>LBS</sup> ★ ACQ: FA-00**  
**YEARS NFL/PATRIOTS: 1/1**  
**HAMPTON ★ BUSINESS MANAGEMENT**  
**DOB 12/31/75 ★ EDEN, NC**



**PRO:** Dalton was signed onto the Patriots practice squad (11/28/00) and then elevated onto their active roster (12/7/00) ... Played in three games with the Patriots during the 2000 season, seeing action on special teams ... Recorded two special teams tackles at Chicago (12/10) ... Originally drafted in the sixth round of the 1999 NFL draft by the Minnesota Vikings ... Played in two games, on special teams during his rookie season, at Green Bay (9/26/99) and vs. Tampa Bay (10/3/99) ... First NFL game action came at historic Lambeau Field when the Vikings visited the Packers (9/26/99) ... Inactive for three games as a rookie, at Atlanta, vs. Oakland and vs. Chicago ... Placed on practice squad in sixth week of the season (10/13/99) and remained there the rest of his rookie campaign ... Released by the Vikings (8/27/00).

**COLLEGE:** Lone player from the Mid-East Athletic Conference drafted in 1999 ... Won three letters as a defensive end and linebacker for Hampton University, helping the

Pirates to a 19-5 record over his final two seasons ... Second team NCAA Division I-AA All-American and first team All-MEAC selection as a senior ... Ended the season with 44 tackles, including 17 tackles-for-loss and 13.5 sacks ... Recorded a season-high 10 tackles (7 solo), including four tackles-for-loss and two sacks vs. N.C. A&T (9/17) to earn MEAC Defensive Player of the Week honors ... Played in eight games as a junior with 17 tackles (9 solos), a pass deflection and a sack for a 13-yard loss ... Pirates went on to a 10-1 regular season record and advanced to the I-AA playoffs, falling in the first round to the eventual national champion, Youngstown State.

**PERSONAL:** Antico Dalton was born on New Year's Eve, 1975 ... Earned all-state, all-conference, all-Northwest at J.M. Morehead (NC) High ... Played in North Carolina All-Star game after his senior year ... Lettered in football, basketball and track ... Enjoys fishing ... Business management major at Hampton ... Antico is married to Shayla.



## RONNEY DANIELS

### WIDE RECEIVER

**6-1 ★ 207<sup>LBS</sup> ★ ACQ: FA-01**  
**YEARS NFL/PATRIOTS: ROOKIE**  
**AUBURN ★ LIBERAL ARTS**  
**DOB 9/17/76 ★ LAKE WALES, FL**



**PRO:** Daniels was signed by the Patriots as a rookie free agent on April 27, 2001

Ronney and Beasley gained over 1000 yards receiving in a season for the Tigers.

**COLLEGE:** Started 22 of 23 games for the Tigers at split end (1999-2000) ... Finished his career with 90 catches for 1446 yards (16.1 avg) and 12 touchdowns ... Despite only two seasons at Auburn, his 90 receptions rank ninth on the school's career-record list while his 1446 yards rank eighth and his 12 scoring grabs rank sixth ... Led the team with 34 receptions for 378 yards (11.1 avg) and three touchdowns during the 2000 season ... Named freshman All-American first-team selection by *The Sporting News* ... Voted SEC Freshman of the Year by the Associated Press ... All-Southeastern Conference second-team choice ... Led the conference and ranked 16th in the nation with an average of 97.1 yards per game receiving ... Started all year at split end, catching 56 passes for a school season-record 1,068 yards (19.1 avg) and 9 touchdowns, breaking the old mark of 1051 yards by Terry Beasley in 1970 ... Only


**PERSONAL:** Ronney Jerome Daniels was born the son of Gloria and Ronney Daniels on Sept. 17, 1976 ... Spent three years playing professional baseball in the Montreal Expos farm system after being drafted as a pitcher in the sixth round in 1995 ... Originally signed with the University of Florida as a high school senior, but opted for a pro baseball career ... All-American and all-state selection as a senior at Lake Wales (Fla.) High ... Ranked as the 10th-best player in Florida by Super Prep ... *Tampa Tribune* 1994 Player of the Year ... Rushed for 561 yards and had 37 receptions for 935 yards as a senior, scoring 27 touchdowns as a senior as he also recorded 140 tackles ... His last football game before stepping on the field in 1999 for Auburn was the 1995 Florida-Georgia All-Star Game, where he garnered Most Valuable Player honors.





**ADAM DAVIS**  
**GUARD**

6-4 ★ 300<sup>LBS</sup> ★ ACQ: FA-00  
 YEARS NFL/PATRIOTS: 1/1  
 OKLAHOMA STATE ★ BUSINESS  
 DOB 1/11/77 ★ ALTUS, OK




**PRO:** Davis was originally signed by the Patriots as a rookie free agent on April 19, 2000 ... Listed among the Patriots inactives vs. Tampa Bay (9/3) and at N.Y. Jets (9/11) ... Waived by the Patriots (9/16/00) ... Signed to the Patriots practice squad (9/16/00) ... Re-signed by the Patriots (1/3/01).

**COLLEGE:** Davis was a four-year letterman at Oklahoma State (1996-99) ... Started in 37 games during his college career ... During his senior season he started 10 games at right guard, helping the offense average 311 yards per game and delivering 73 knockdowns ... Voted second-team All-Big Twelve Conference in 1997 after starting all year at right offensive guard for a rushing attack that averaged 226 yards per game.

**PERSONAL:** Born the son of Reid and Cherrel Davis on Jan. 11, 1977 in Altus, Okla. ... Class 1A Offensive Lineman-of-the-Year at Hobart (Okla.) High ... Added all-district, all-area and all-state accolades ... Three-year letterman in football and basketball ... Had 13 catches for 215 yards and three touchdowns ... On the defensive side, he had four fumble recoveries and four passes broken up and a total of 237 career tackles ... Both parents and grandparents attended Oklahoma State University ... Adam graduated with a degree in business and a minor in marketing from Oklahoma State.



**ROB GATRELL**  
**CENTER**

6-5 ★ 300<sup>LBS</sup> ★ ACQ: FA-00  
 YEARS NFL/PATRIOTS: 1/1  
 FRESNO STATE ★ ART  
 DOB 3/14/77 ★ ANAHEIM, CA




**PRO:** Gatrell was originally signed by the Patriots as a rookie free agent on April 19, 2000 ... Waived by the Patriots (8/27/00) ... Signed to the Patriots practice squad (8/29/00) ... Re-signed by the Patriots (1/3/01).

**COLLEGE:** Gatrell was a four-year letterman at Fresno State (1996-99) ... Earned second-team All-WAC during his senior season ... Helped lead the Bulldogs offense that finished third in the WAC in total offense (391.8) and rushing offense (172.5) ... Started all 11 games during the 1998 season, splitting time between left tackle and left guard ... Originally slated as a tight end at Fresno State, but was moved to their offensive line during the 1996 season.

**PERSONAL:** Robert Daniel Gatrell was born the son of Donald and Janice Gatrell on March 14, 1977 in Anaheim, Calif. ... Graduated from Liberty Union (Brentwood, Calif.) High ... Caught 18 passes for 325 yards and two touchdowns as a senior on his way to first-team honors in the All-Bay Valley Athletic League ... Also lettered in basketball ... Rob majored in art at Fresno State.





**DAN HADENFELDT**  
**PUNTER**

**5-10 ★ 195<sup>lbs</sup> ★ ACQ: FA-01**  
**YEARS NFL/PATRIOTS: ROOKIE**  
**NEBRASKA ★ BUSINESS ADMINISTRATION**  
**DOB 8/7/76 ★ DES MOINES, IA**




**PRO:** Hadenfeldt was signed by the Patriots as a rookie free agent on April 27, 2001.

**COLLEGE:** Hadenfeldt was granted a sixth year of eligibility by the NCAA, as he completed his second year as the Huskers starter in 2000 ... Also handled kickoff chores for Nebraska the last two years and can also hold for placements ... Established a school record with a 44.5 career punting average, shattering the previous mark of 41.9 yards by Jesse Kosch (1994-97) ... Finished his career with 104 punts for 4,632 yards (44.5 avg.) ... As a senior, Hadenfeldt was selected to the All-Big Twelve Conference first-team by the league's coaches and the *Houston Chronicle*, adding second-team honors from the Associated Press ... Punted 39 times for 1,708 yards (43.8 avg) with a long of 62 yards in 2000 ... Five of his kicks were downed inside


the 20-yard line with six others resulting in fair catches ... Recorded a pair of tackles ... Consensus All-Big Twelve Conference second-team choice in 1999 after he was ranked fifth in the nation and set a school single-season record with a 44.9-yard average on 65 punts.

**PERSONAL:** Dan J. Hadenfeldt was born the son of Shirley and Jerry Hadenfeldt on Aug. 7, 1976 in Waterloo, Iowa ... Two-time all-state selection, competing as a placekicker and punter at Valley (Des Moines, Iowa) High ... Hit on 10 of 19 field goals and posted a 35.5 punting average ... Also lettered three years in soccer ... Graduated in August, 2000 from Nebraska with a degree in business administration.



**DREW INZER**  
**OFFENSIVE LINEMAN**

**6-4 ★ 305<sup>lbs</sup> ★ ACQ: FA-01**  
**YEARS NFL/PATRIOTS: ROOKIE**  
**BROWN ★ BUSINESS ECONOMICS**  
**DOB 12/5/79 ★ NORTH SMITHFIELD, RI**



**PRO:** Inzer was signed by the Patriots as a rookie free agent on April 27, 2001

**COLLEGE:** Inzer was a two-year letterman at Brown (1999-2000) while manning the left tackle position ... Began his collegiate career at Boston University, joining Brown in 1998 after BU dropped its football program ... Played major role in the Brown offense which gained 6,643 yards passing (332.2 ypg) during his final two seasons ... All-Ivy League first-team selection and voted team captain ... Established himself as one of the premier pass protectors in the NCAA Division 1-AA ranks, collecting 72 knock-downs as the team averaged 338.1 yards per game passing ... Second-team All-Ivy League pick in 1999 as the Bears set school single-season records with 252 first downs, 3262 yards passing (fifth in the nation) and 459.3 yards per game in total offense.

**PERSONAL:** Andrew A. Inzer was born the son of Nancy and Ronald Inzer in Woonsocket, R.I. on Dec. 5, 1979 ... Second-team all-state pick as a senior at North Smithfield (R.I.) High, adding Rhode Island High School Player of the Year, Division IV Lineman of the Year, all-division and state all-academic accolades ... Four-time class vice-president ... Lettered four times in football ... Served as president of the Lettermen's Club ... Played in the Greater Boston Youth Symphony Orchestra ... Majored in business economics at Brown.





## YUBRENAL ISABELLE

**LINEBACKER**

**6-0 ★ 240<sup>lbs</sup> ★ ACQ: FA-01**  
**YEARS NFL/PATRIOTS: ROOKIE**  
**VIRGINIA ★ ANTHROPOLOGY**  
**DOB 8/4/79 ★ BLUEFIELD, WV**




**PRO:** Isabelle was signed by the Patriots as a rookie free agent on April 27, 2001

**COLLEGE:** Started all 12 games at middle linebacker during his senior year ... Led the team with 128 tackles (11.6/g), the fourth-highest total in school history ... Finished fifth in the ACC in tackling and 12th nationally ... Led the team in tackles five times, all in the last seven games ... Broke up a team-high five passes, including three in a win over Maryland ... Opened the season with 12 tackles, including a quarterback sack, vs. Brigham Young ... Established a career-high with 16 tackles in crucial win over North Carolina ... His career-high was shortlived, however ... Recorded 17 tackles in each of the next two games (Georgia Tech, N.C. State) to set a new personal best ... Started at middle linebacker in all 10 games in which he played ... 78 tackles was second on the team ... Played in all 11 regular season games and the Peach Bowl during his junior year ... Registered 23 tackles (17 solo,

six assists) on the season ... Broke up a pass in the opener on the road at Auburn.

**PERSONAL:** Yubrenal Thomas Isabelle was born the son of Thomas and the late Deberah Isabelle on Aug. 4, 1979 in Bluefield, WV. ... Honor Roll student throughout high school ... Member of the National Honor Society ... Member of the Fellowship of Christian Athletes ... Three-year starter in football at Bluefield High School for head coach Freddy Simon ... Earned All-America honors at linebacker from *Parade* and Schutt Sports ... Won the 1996 Sam Huff Award, given annually to the state's top defensive player by the West Virginia Sports Writers Association ... All-state selection at linebacker ... Named defensive captain of the first-team Class AA all-state team ... First-team all-area ... Had 105 tackles, one interception, six fumble recoveries and three sacks, as a senior ... Anthropology major at Virginia.



## JOSH RAWLINGS

**OFFENSIVE LINEMAN**

**6-3 ★ 315<sup>lbs</sup> ★ ACQ: FA-00**  
**YEARS NFL/PATRIOTS: 2/2**  
**MINNESOTA ★ KINESIOLOGY**  
**DOB 4/11/77 ★ FORT GRATIOT, MI**




**PRO:** Rawlings was signed to the Patriots 53-man roster from the Kansas City Chiefs practice squad on Nov. 15, 2000 ... Allocated to the Frankfurt Galaxy of NFL Europe (2/12/01) ... He was originally signed by the Kansas City Chiefs as a rookie free agent ... He was claimed off of waivers by the New England Patriots from the Kansas City Chiefs (8/23/00) ... Released by the Patriots on (8/30/00) ... Signed onto the Chiefs practice squad.

**NFL EUROPE:** Rawlings started at offensive line for the Frankfurt Galaxy during the 2001 season.

**COLLEGE:** Rawlings was a three-year letter-winner for Minnesota who made the move to offensive guard from defensive tackle before his senior season ... Played in 37 career games for the Golden Gophers, posting 27 tackles (nine solo) and a fumble recovery during three seasons on the defensive front before opening 11 games at offensive tackle as a senior. **1999 (Senior):** Started 11 games

at right offensive tackle, seeing action in 773 plays, leading the team's offensive tackles in that category. **1998**

**(Junior):** Played in 10 of 11 games on the defensive line, finishing the season with 8 tackles ... Collected a career-high 3 tackles vs. Iowa. **1997 (Sophomore):** Saw action in 12 games with six starts ... Recorded 18 tackles and recovered a fumble in a victory over Iowa State.

**1996 (Redshirt-Freshman):** Played in four games as a redshirt freshman.

**PERSONAL:** Josh Rawlings was born the son of Patrick and Sue Rawlings on April 11, 1977 in Fort Gratiot, Mich. ... Earned his degree in kinesiology and is currently working on a masters of education degree in kinesiology ... Named one of the top 25 players in the state by the *Detroit Free Press* following his senior year at Northern High School in Port Huron, Mich. ... Lettered in basketball and track, finishing fifth in the shot put and 12th in the discus at the state meet as a senior ... Single.





## JACE SAYLER

### DEFENSIVE LINEMAN

6-5 ★ 295<sup>LBS</sup> ★ ACQ: FA-01  
 YEARS NFL/PATRIOTS: ROOKIE  
 MICHIGAN STATE ★ PARKS, RECREATION & TOURISM  
 DOB 2/27/79 ★ McHENRY, IL



**PRO:** Saylor was signed by the Patriots as a rookie free agent on April 27, 2001.

**COLLEGE:** Saylor was a four-year letterman (1997-2000) at Michigan State ... Appeared in 46 games for the Spartans, earning 28 starting assignments ... Recorded 175 tackles (77 solos) with 8 sacks and 20 stops for losses during his career ... Started every game at left defensive tackle during the 2000 season and recorded 53 tackles (26 solos) with a 5-yard sack and a team-high nine stops for losses ... Deflected 6 passes and recovered a fumble ... Began his career as a defensive end before shifting inside to tackle during his junior campaign ... Appeared in every game, including starts in the last four contests at left defensive tackle during the 1999 season ... Finished with 46 tackles (19 solos), 3 sacks and 4 stops for losses ... Deflected 3 passes and blocked a kick ... Started at left defensive end during his sophomore season and accumulated a career-high 61 tackles (26

solos), including 3 sacks and 6 stops for losses ... Earned Big Ten Player of the Week honors after delivering 10 tackles (6 solos) with a 1-yard sack and a pair of stops behind the line of scrimmage vs. Colorado State.

**PERSONAL:** James M. Saylor was born the son of Trisha and Jay Saylor on Feb. 27, 1979 in Rockford, Ill. ... Named *ESPN-Magazine* Prep All-American ... Played in the Illinois North-South Shrine at Chicago Coaches Associate All-Star Games as a senior at McHenry (Ill.) High ... First-team all-state defensive end and tight end ... Had 26 receptions for 548 yards (21.1 avg) and 5 touchdowns while recording 70 tackles in 1996 as a senior ... Also credited with 45 quarterback hurries ... Caught 30 passes for 587 yards (19.4 avg) and 7 touchdowns as a junior ... Majored in parks, recreation and tourism at Michigan State.



## MAUGAULA TUITELE

### LINEBACKER

6-2 ★ 253<sup>LBS</sup> ★ ACQ: FA-00  
 YEARS NFL/PATRIOTS: 1/1  
 COLORADO STATE ★ LIBERAL ARTS  
 DOB 5/26/78 ★ TORRANCE, CA



**PRONOUNCED:** MAH-GA-OOLA

**PRO:** Tuitele was signed by the Patriots as a rookie free agent on April 19, 2000 ... Waived by the Patriots (8/27/00) ... Re-signed by the Patriots (11/22/00) ... Participated at linebacker for the Patriots at Detroit (11/23) and recorded one tackle ... Waived by the Patriots (12/1/00) ... Signed to the Patriots practice squad (12/6/00) ... Re-signed by the Patriots (1/3/01).

**COLLEGE:** Tuitele was a four-year letterman at Colorado State (1996-99) ... Named first-team All-Mountain West conference in 1999 ... Finished his college career with 209 tackles (124 solos), including 8 tackles behind the line of scrimmage, 3 sacks and 4 interceptions ... Led the Rams with 109 tackles, 4 behind the line of scrimmage and 2 sacks while starting in 11 games in 1999 ... Recorded double-digit tackle totals in nine games, including a career-best 23 vs. Nevada ... Named

the conference's defensive player of the week when he recorded 17 tackles (10 solos) and one interception against Wyoming.

**PERSONAL:** Maugaula N. Tuitele was born the son of Gafanua and Saga Tuitele in Torrance, Calif. on May 26, 1978 ... Led Pacific (Calif.) High in tackles all three years as a starter ... Named all-conference twice and named all-state as a senior ... Played fullback on offense and gained over 700 yards with 12 touchdowns as senior ... Also lettered in basketball and track and field in high school ... Majored in liberal arts at Colorado State ... Maugaula and his wife, Tricia, have two children, Tamatane and John.

### TUITELE'S NFL STATISTICS

Year	Team	GP/GS	TT	UT	S	SpT
2000	Patriots	1/0	1	1	0	0





## WALTER WILLIAMS

### RUNNING BACK

6-0 ★ 210<sup>LBS</sup> ★ ACQ: FA-01

YEARS NFL/PATRIOTS: ROOKIE

GRAMBLING ★ THERAPEUTIC RECREATION

DOB 9/8/77 ★ BATON ROUGE, LA



**PRO:** Williams was signed by the Patriots as a rookie free agent on April 27, 2001.

**COLLEGE:** Williams gained 1,033 total yards at Grambling during the 1999 season ... Finished third in rushing (158 yards), receiving (678 yards) and scoring (42 points) during the 1999 season ... Grambling finished 7-4 in 1999, their best record in four seasons ... Caught 29 passes for 678 yards (23.4 avg.) and six touchdowns ... Rushed 31 times for 158 yards (5.1 avg.) and one touchdown ... Also returned 10 kickoffs for 197 yards (19.7 avg.) ... Set a season-high with 115 yards receiving on five catches, including one touchdown, against Alabama State ... Recorded two receptions for 118 yards, both for touchdowns, against Alabama A&M ...

Eclipsed the 100-yard receiving mark for the second time during the season, with 106 yards on four catches against Arkansas Pine Bluff ... Gained a season-high 64 yards rushing, including a touchdown against Prairie View A&M.

**PERSONAL:** Walter Williams was born the son of Eugene and Paula Williams on Sept. 8, 1977 ... Won four district track championships while at Brusly (La.) High ... Also member of state football and track championship teams in 1995 ... All-district in basketball ... Accomplished baseball player ... Majored in therapeutic recreation ... Walter and his wife, Raina, have two sons, Bryce and Walter, Jr., and one daughter, Caitlyn.

## 2001 ROOKIE/FIRST YEAR FREE AGENT ROSTER

#	Name	Pos	Ht	Wt	Birthdate	Yr	College	HS Hometown	How Acq.
29	Akbar, Hakim	S	6-0	212	08/11/80	R	Washington	Riverside, Calif.	D5
9	Costello, Brad	P	6-1	225	12/24/74	1	Boston University	Moorestown, N.J.	FA-00
90	Dalton, Antico	LB	6-1	238	12/31/75	1	Hampton	Eden, N.C.	FA-00
18	Daniels, Ronney	WR	6-1	207	09/17/76	R	Auburn	Lake Wales, Fla.	FA-01
61	Davis, Adam	G	6-4	300	01/11/77	1	Oklahoma State	Hobart, Okla.	FA-00
69	Gatrell, Rob	C	6-5	300	03/14/77	1	Fresno State	Brentwood, Calif.	FA-00
3	Hadenfeldt, Dan	P	5-10	195	08/07/76	R	Nebraska	Des Moines, Iowa	FA-01
49	Holloway, Jabari	TE	6-2	258	12/18/78	R	Notre Dame	Riverdale, Ga.	D4b
60	Inzer, Drew	OL	6-4	305	12/05/79	R	Brown	North Smithfield, R.I.	FA-01
39	Isabelle, Yubrenal	LB	6-0	240	08/04/79	R	Virginia	Bluefield, W.Va.	FA-01
68	Jones, Kenyatta	OL	6-3	305	01/18/79	R	South Florida	Gainesville, Fla.	D4a
71	Light, Matt	OL	6-4	305	06/23/78	R	Purdue	Greenville, Ohio	D2
48	Love, Arther	TE	6-4	250	09/18/77	R	South Carolina State	Soperton, Ga.	D6a
25	Myers, Leonard	CB	5-10	195	12/18/78	R	Miami (Fla.)	Fort Lauderdale, Fla.	D6b
2	Pochman, Owen	K	6-0	180	08/02/77	R	BYU	Mercer Island, Wash.	D7a
75	Sayler, Jace	DL	6-5	295	02/27/79	R	Michigan State	McHenry, Ill.	FA-01
93	Seymour, Richard	DL	6-6	305	10/06/79	R	Georgia	Gadsden, S.C.	D1
96	Tuitele, Maugaula	LB	6-2	253	05/26/78	1	Colorado State	Torrance, Calif.	FA-00
37	Turner, T.J.	LB	6-3	255	10/01/78	R	Michigan State	Hillsboro, Ohio	D7b
27	Williams, Brock	CB	5-10	195	08/12/79	R	Notre Dame	Hammond, La.	D3
14	Williams, Walter	RB	6-0	210	09/08/77	R	Grambling	Baton Rouge, La.	FA-01



# 2001 NEW ENGLAND PATRIOTS

## ALPHABETICAL ROSTER

#	NAME	POS	HT	WT	BORN	YR	COLLEGE	H.S. HOMETOWN
29	Akbar, Hakim	S	6-0	212	08/11/80	R	Washington	Riverside, Calif.
63	Andruzzi, Joe	G	6-3	315	08/23/75	5	Southern Connecticut St.	Staten Island, N.Y.
75	Beadles, Terrance	G	6-3	300	04/27/76	2	Arkansas-Pine Bluff	Atlanta, Ga.
7	Bishop, Michael	QB	6-2	215	05/15/76	3	Kansas State	Willis, Texas
11	Bledsoe, Drew	QB	6-5	240	02/14/72	9	Washington State	Walla Walla, Wash.
42	Bowie, Larry	FB	6-0	248	03/21/73	5	Georgia	Anniston, Ala.
12	Brady, Tom	QB	6-4	220	08/03/77	2	Michigan	San Mateo, Calif.
80	Brown, Troy	WR	5-10	193	07/02/71	9	Marshall	Blackville, S.C.
54	Bruschi, Teddy	OLB	6-1	245	06/09/73	6	Arizona	Roseville, Calif.
58	Chatham, Matt	LB	6-4	250	06/28/77	2	South Dakota	Sioux City, Iowa
77	Compton, Mike	G/C	6-6	310	09/18/70	9	West Virginia	Richlands, Va.
9	Costello, Brad	P	6-1	225	12/24/74	1	Boston University	Moorestown, N.J.
90	Dalton, Antico	LB	6-1	238	12/31/75	1	Hampton	Eden, N.C.
18	Daniels, Ronney	WR	6-1	207	09/17/76	R	Auburn	Lake Wales, Fla.
61	Davis, Adam	G	6-4	300	01/11/77	1	Oklahoma State	Hobart, Okla.
84	Davis, Shockmain	WR	6-0	205	08/20/77	2	Angelo State	Port Arthur, Texas
44	Edwards, Marc	FB	6-0	245	11/17/74	5	Notre Dame	Cincinnati, Ohio
47	Edwards, Robert	RB	5-11	218	10/02/74	2	Georgia	Tennille, Ga.
86	Eitzmann, Chris	TE	6-5	255	04/01/77	2	Harvard	Hardy, Neb.
17	Emanuel, Bert	WR	5-10	185	10/26/70	8	Rice	Langham Creek, Texas
33	Faulk, Kevin	RB	5-8	202	06/05/76	3	Louisiana State	Carencro, La.
69	Gatrell, Rob	C	6-5	300	03/14/77	1	Fresno State	Brentwood, Calif.
41	George, Tony	SS	5-11	206	08/10/75	3	Florida	Cincinnati, Ohio
88	Glenn, Terry	WR	5-11	193	07/23/74	6	Ohio State	Columbus, Ohio
97	Grimes, Reggie	DE	6-4	290	11/07/76	2	Alabama	Nashville, Tenn.
3	Hadenfeldt, Dan	P	5-10	195	08/07/76	R	Nebraska	Des Moines, Iowa
91	Hamilton, Bobby	DE	6-5	280	07/01/71	7	Southern Mississippi	Columbia, Miss.
23	Harris, Antwan	CB	5-9	192	05/29/77	2	Virginia	Raleigh, N.C.
38	Hill, Ray	CB	6-0	190	08/07/75	4	Michigan State	Detroit, Mich.
49	Holloway, Jabari	TE	6-2	258	12/18/78	R	Notre Dame	Riverdale, Ga.
50	Holmberg, Rob	LB	6-3	240	05/06/71	8	Penn State	McKeesport, Pa.
19	Huard, Damon	QB	6-3	220	07/09/73	5	Washington	Puyallup, Wash.
60	Inzer, Drew	OL	6-4	305	12/05/79	R	Brown	North Smithfield, R.I.
39	Isabelle, Yubrenal	LB	6-0	240	08/04/79	R	Virginia	Bluefield, W.V.
53	Izzo, Larry	LB	5-10	228	09/26/74	6	Rice	Houston, Texas
82	Jackson, Curtis	WR/KR	5-10	194	09/22/73	2	Texas	Plano, Texas
1	Johnson, Charles	WR	6-0	205	01/03/72	8	Colorado	Cajon, Calif.
60	Johnson, Garrett	NT	6-3	298	12/31/75	2	Illinois	Belleville, Ill.
10	Johnson, Lee	P	6-2	202	11/27/61	17	Brigham Young	Conroe, Texas
52	Johnson, Ted	LB	6-4	253	12/04/72	7	Colorado	Alameda, Calif.
68	Jones, Kenyatta	OL	6-3	305	01/18/79	R	South Florida	Gainesville, Fla.
34	Jones, Tebucky	FS	6-2	218	10/06/74	4	Syracuse	New Britain, Conn.
59	Katzenmoyer, Andy	LB	6-3	260	12/02/77	3	Ohio State	Westerville, Ohio
70	Klemm, Adrian	T	6-3	312	05/21/77	2	Hawaii	Los Angeles, Calif.
24	Law, Ty	CB	5-11	199	02/10/74	7	Michigan	Aliquippa, Pa.
71	Light, Matt	OL	6-4	305	06/23/78	R	Purdue	Greenville, Ohio
87	Looker, Dane	WR	6-0	190	05/05/76	2	Washington	Puyallup, Wash.
48	Love, Arther	TE	6-4	250	09/18/77	R	South Carolina State	Soperton, Ga.
55	McGinest, Willie	DE	6-5	270	12/11/71	8	Southern Cal	Long Beach, Calif.
43	McWilliams, Johnny	TE	6-4	270	12/14/72	6	Southern Cal	Pomona, Calif.



# 2001 NEW ENGLAND PATRIOTS

## ALPHABETICAL ROSTER (CONT.)

#	NAME	POS	HT	WT	BORN	YR	COLLEGE	H.S. HOMETOWN
36	Milloy, Lawyer	SS	6-0	207	11/14/73	6	Washington	Tacoma, Wash.
99	Mitchell, Brandon	DE	6-3	280	06/19/75	5	Texas A&M	Abbeville, La.
28	Morey, Sean	DB	5-11	194	02/26/76	2	Brown	Marshfield, Mass.
25	Myers, Leonard	CB	5-10	195	12/18/78	R	Miami (Fla.)	Fort Lauderdale , Fla.
92	Nugent, David	DE	6-4	295	10/27/77	2	Purdue	Collierville, Tenn.
71	Osborne, Chuck	DT	6-2	295	11/02/73	4	Arizona	Canyon Country, Calif.
74	Panos, Joe	G	6-3	298	01/24/71	8	Wisconsin	Brookfield, Wisc.
61	Parker, Riddick	DT	6-3	295	11/20/72	5	North Carolina	Emporia, Va.
35	Pass, Patrick	RB	5-10	217	12/31/77	2	Georgia	Tucker, Ga.
15	Patten, David	WR	5-10	190	08/19/74	5	Western Carolina	Hopkins, S.C.
46	Paulk, Jeff	FB	6-0	243	04/26/76	2	Arizona State	Phoenix, Ariz.
66	Paxton, Lonie	LS	6-2	260	03/13/78	2	Sacramento State	Corona, Calif.
98	Pleasant, Anthony	DE	6-5	280	01/27/68	12	Tennessee State	Century, Fla.
2	Pochman, Owen	K	6-0	180	08/02/77	R	BYU	Mercer Island, Wash.
62	Rawlings, Josh	OL	6-3	315	04/11/77	2	Minnesota	Fort Gratiot, Mich.
21	Redmond, J.R.	RB	5-11	215	09/28/77	2	Arizona State	Carson, Calif.
64	Robinson-Randall, Greg	T	6-5	322	06/23/78	2	Michigan State	La Marque, Texas
67	Ruegamer, Grey	C/G	6-5	300	06/01/76	3	Arizona State	Las Vegas, Nevada
83	Rutledge, Rod	TE	6-5	265	08/12/75	4	Alabama	Birmingham, Ala.
75	Sayler, Jace	DL	6-5	295	02/27/79	R	Michigan State	McHenry, Ill.
31	Serwanga, Kato	CB	6-0	202	07/23/76	3	California	Sacramento, Calif.
93	Seymour, Richard	DL	6-6	305	10/06/79	R	Georgia	Gadsden, S.C.
22	Shaw, Terrance	CB	5-11	200	11/11/73	7	Stephen F. Austin	Marshall, Texas
81	Simmons, Tony	WR	6-1	212	12/08/74	4	Wisconsin	Chicago, Ill.
13	Small, Torrance	WR	6-3	220	09/04/70	10	Alcorn State	Tampa, Fla.
32	Smith, Antowain	RB	6-2	230	03/14/72	5	Houston	Montgomery, Ala.
45	Smith, Otis	CB	5-11	196	10/22/65	12	Missouri	Matairie, La.
94	Spire, Greg	DE	6-1	265	08/12/74	4	Florida State	Cape Coral, Fla.
26	Stevens, Matt	S	6-0	205	06/14/73	6	Appalachian State	Chapel Hill, N.C.
96	Tuitele, Maugaula	LB	6-2	253	05/26/78	1	Colorado State	Torrance, Calif.
37	Turner, T.J.	LB	6-3	255	10/01/78	R	Michigan State	Hillsboro, Ohio
4	Vinatieri, Adam	K	6-0	200	12/28/72	6	South Dakota State	Rapid City, S.D.
51	Vrabel, Mike	LB	6-4	250	08/14/75	5	Ohio State	Akron, Ohio
85	Wiggins, Jermaine	TE	6-2	255	01/18/75	2	Georgia	East Boston, Mass.
27	Williams, Brock	CB	5-10	195	08/11/79	R	Notre Dame	Hammond, La.
76	Williams, Grant	T	6-7	320	05/10/74	6	Louisiana Tech	Clinton, Miss.
14	Williams, Walter	RB	6-0	210	09/08/77	R	Grambling	Baton Rouge, La.
65	Woody, Damien	C	6-3	320	11/03/77	3	Boston College	Beaverdam, Va.

### HEAD COACH: BILL BELICHICK

**ASSISTANTS:** Ned Burke, Coaching Assistant; Romeo Crennel, Defensive Coordinator; Brian Daboll, Coaching Assistant; Jeff Davidson, Assistant Offensive Line; Ivan Fears, Wide Receivers; Pepper Johnson, Inside Linebackers; Eric Mangini, Defensive Backs; Randy Melvin, Defensive Line; Markus Paul, Assistant Strength and Conditioning; Dick Rehbein, Quarterbacks; Rob Ryan, Outside Linebackers; Dante Scarnecchia, Assistant Head Coach/Offensive Line; Brad Seely, Special Teams; Charlie Weis, Offensive Coordinator/Running Backs; Mike Woicik, Strength and Conditioning.



# 2001 NEW ENGLAND PATRIOTS

## NUMERICAL ROSTER

#	NAME	POS	HT	WT	AGE	YR	COLLEGE	HOW ACQ.	2000 G/S/DNP/I
1	Charles Johnson	WR	6-0	205	29	8	Colorado	FA (PHI)-01	-/-/-
2	Owen Pochman	K	6-0	180	23	R	BYU	D7a-01	-/-/-
3	Dan Hadenfeldt	P	5-10	195	24	R	Nebraska	FA-01	-/-/-
4	Adam Vinatieri	K	6-0	200	27	6	South Dakota State	FA-96	16/0/0/0
7	Michael Bishop	QB	6-2	215	24	3	Kansas State	D7a-99	8/0/4/4
9	Brad Costello	P	6-1	225	26	1	Boston University	FA-01	0/0/0/0
10	Lee Johnson	P	6-2	202	39	17	Brigham Young	FA-99	16/0/0/0
11	Drew Bledsoe	QB	6-5	240	29	9	Washington State	D1-93	16/16/0/0
12	Tom Brady	QB	6-4	220	23	2	Michigan	D6b-00	1/0/1/14
13	Torrance Small	WR	6-3	220	30	10	Alcorn State	FA (PHI)-01	-/-/-
14	Walter Williams	RB	6-0	210	23	R	Grambling	FA-01	-/-/-
15	David Patten	WR	5-10	190	26	5	Western Carolina	UFA (CLE)-01	-/-/-
17	Bert Emanuel	WR	5-10	185	30	8	Rice	UFA (MIA)-01	-/-/-
18	Ronney Daniels	WR	6-1	207	24	R	Auburn	FA-01	-/-/-
19	Damon Huard	QB	6-3	220	27	5	Washington	UFA (MIA)-01	-/-/-
21	J.R. Redmond	RB	5-11	215	23	2	Arizona State	D3-00	12/5/1/3
22	Terrance Shaw	CB	5-11	200	27	7	Stephen F. Austin	UFA (MIA)-01	-/-/-
23	Antwan Harris	CB	5-9	192	23	2	Virginia	D6a-00	14/0/0/2
24	Ty Law	CB	5-11	199	27	7	Michigan	D1-95	15/15/0/0
25	Leonard Myers	CB	5-10	195	22	R	Miami (Fla.)	D6b-01	-/-
26	Matt Stevens	S	6-0	205	27	5	Appalachian State	CW (WAS)-00	1/0/0/0
27	Brock Williams	CB	5-10	195	21	R	Notre Dame	D3-01	-/-
28	Sean Morey	WR	5-11	194	25	2	Brown	FA-01	0/0/0/0
29	Hakim Akbar	S	6-0	212	20	R	Washington	D5-01	-/-/-
31	Kato Serwanga	CB	6-0	202	24	3	California	FA-98	15/0/0/1
32	Antowain Smith	RB	6-2	230	29	5	Houston	FA (BUF)-01	-/-/-
33	Kevin Faulk	RB	5-8	202	24	3	Louisiana State	D2-99	16/9/0/0
34	Tebucky Jones	FS	6-2	218	26	4	Syracuse	D1b-98	15/9/0/1
35	Patrick Pass	RB	5-10	217	22	2	Georgia	D7b-00	5/2/0/9
36	Lawyer Milloy	SS	6-0	207	26	6	Washington	D2-96	16/16/0/0
37	T.J. Turner	LB	6-3	255	22	R	Michigan State	D7b-01	-/-/-
38	Ray Hill	CB	6-0	190	25	4	Michigan State	CW (BUF)-01	-/-/-
39	Yubrenal Isabelle	LB	6-0	240	21	R	Virginia	FA-01	-/-/-
41	Tony George	SS	5-11	206	25	3	Florida	D3-99	15/0/0/1
42	Larry Bowie	FB	6-0	248	28	5	Georgia	FA-01	-/-/-
43	Johnny McWilliams	TE	6-4	270	28	6	Southern Cal	UFA (MIN)-01	15/7/0/1
44	Marc Edwards	FB	6-0	245	26	5	Notre Dame	UFA (CLE)-01	-/-/-
45	Otis Smith	CB	5-11	196	35	12	Missouri	FA-00	16/14/0/0
46	Jeff Paulk	FB	6-0	243	25	2	Arizona State	FA-00	1/0/0/0
47	Robert Edwards	RB	5-11	218	25	2	Georgia	D1a-98	0/0/0/0
48	Arther Love	TE	6-4	250	23	R	South Carolina State	D6a-01	-/-/-
49	Jabari Holloway	TE	6-2	258	22	R	Notre Dame	D4b-01	-/-/-
50	Rob Holmberg	LB	6-3	240	30	8	Penn State	FA-00	16/5/0/0
51	Mike Vrabel	LB	6-4	250	25	5	Ohio State	UFA (PIT)-01	-/-/-
52	Ted Johnson	LB	6-4	253	27	7	Colorado	D2-95	13/11/0/3
53	Larry Izzo	LB	5-10	228	26	6	Rice	UFA (MIA)-01	-/-/-
54	Tedy Bruschi	OLB	6-1	245	27	6	Arizona	D3-96	16/16/0/0
55	Willie McGinest	DE	6-5	270	28	8	Southern Cal	D1-94	14/14/0/2
58	Matt Chatham	LB	6-4	250	23	2	South Dakota	CW (STL)-00	6/0/0/5
59	Andy Katzenmoyer	LB	6-3	260	22	3	Ohio State	D1b-99	8/3/0/0



# 2001 NEW ENGLAND PATRIOTS

## NUMERICAL ROSTER (CONT.)

#	NAME	POS	HT	WT	AGE	YR	COLLEGE	HOW ACQ.	2000 G/S/DNP/I
60	Drew Inzer	OL	6-4	305	21	R	Brown	FA-01	-/-/-/-
60	Garrett Johnson	NT	6-3	298	24	2	Illinois	FA-00	9/2/1/0
61	Adam Davis	G	6-4	300	24	1	Oklahoma State	FA-01	0/0/0/2
61	Riddick Parker	DT	6-3	295	28	5	North Carolina	FA (SEA)-01	-/-/-/-
62	Josh Rawlings	OL	6-3	315	24	2	Minnesota	FA-00	0/0/0/6
63	Joe Andruzzi	G	6-3	315	25	5	Southern Connecticut St.	FA-00	11/11/0/1
64	Greg Robinson-Randall	T	6-5	322	22	2	Michigan State	D4-00	12/4/1/3
65	Damien Woody	C	6-3	320	23	3	Boston College	D1a-99	16/16/0/0
66	Lonie Paxton	LS	6-2	260	23	2	Sacramento State	FA-00	16/0/0/0
67	Grey Ruegamer	C/G	6-5	300	24	2	Arizona State	FA-00	6/0/0/0
68	Kenyatta Jones	OL	6-3	305	22	R	South Florida	D4a-01	-/-/-/-
69	Rob Gatrell	C	6-5	300	24	1	Fresno State	FA-01	0/0/0/0
70	Adrian Klemm	T	6-3	312	23	2	Hawaii	D2-00	5/4/2/1
71	Matt Light	OL	6-4	305	22	R	Purdue	D2-01	-/-/-/-
71	Chuck Osborne	DT	6-2	295	27	4	Arizona	FA-00	0/0/0/2
74	Joe Panos	G	6-3	298	30	8	Wisconsin	UFA (BUF)-01	-/-/-/-
75	Terrance Beadles	G	6-3	300	25	2	Arkansas-Pine Bluff	FA-00	0/0/0/0
75	Jace Saylor	DL	6-5	295	22	R	Michigan State	FA-01	-/-/-/-
76	Grant Williams	T	6-7	320	27	6	Louisiana Tech	UFA (SEA)-00	15/8/0/1
77	Mike Compton	G/C	6-6	310	30	9	West Virginia	UFA (DET)-01	-/-/-/-
80	Troy Brown	WR	5-10	193	29	9	Marshall	D8-93	16/15/0/0
81	Tony Simmons	WR	6-1	212	25	4	Wisconsin	D2a-98	12/2/0/4
82	Curtis Jackson	WR/KR	5-10	194	27	2	Texas	FA-00	5/2/0/1
83	Rod Rutledge	TE	6-5	265	25	4	Alabama	D2b-98	16/11/0/0
84	Shockmain Davis	WR	6-0	205	23	2	Angelo State	FA-00	12/1/0/4
85	Jermaine Wiggins	TE	6-2	255	26	2	Georgia	CW (NYJ)-00	4/2/0/0
86	Chris Eitzmann	TE	6-5	255	24	2	Harvard	FA-00	5/1/0/0
87	Dane Looker	WR	6-0	190	25	2	Washington	TR (STL)-00	0/0/0/10
88	Terry Glenn	WR	5-11	193	26	6	Ohio State	D1-96	16/16/0/0
90	Antico Dalton	LB	6-1	238	25	1	Hampton	FA-00	3/0/0/0
91	Bobby Hamilton	DE	6-5	280	29	7	Southern Mississippi	UFA (NYJ)-00	16/16/0/0
92	David Nugent	DE	6-4	295	23	2	Purdue	D6c-00	6/0/0/10
93	Richard Seymour	DL	6-6	305	21	R	Georgia	D1-01	-/-/-/-
94	Greg Spires	DE	6-1	265	26	4	Florida State	D3b-98	16/2/0/0
96	Maugaula Tuitele	LB	6-2	253	22	1	Colorado State	FA-00	1/0/0/0
97	Reggie Grimes	DE	6-4	290	24	2	Alabama	FA-00	8/0/1/7
98	Anthony Pleasant	DE	6-5	280	33	12	Tennessee State	UFA (SF)-01	-/-/-/-
99	Brandon Mitchell	DE	6-3	280	25	5	Texas A&M	D2-97	11/9/0/2

### HEAD COACH: BILL BELICHICK


**ASSISTANTS:** Ned Burke, Coaching Assistant; Romeo Crennel, Defensive Coordinator; Brian Daboll, Coaching Assistant; Jeff Davidson, Assistant Offensive Line; Ivan Fears, Wide Receivers; Pepper Johnson, Inside Linebackers; Eric Mangini, Defensive Backs; Randy Melvin, Defensive Line; Markus Paul, Assistant Strength and Conditioning; Dick Rehbein, Quarterbacks; Rob Ryan, Outside Linebackers; Dante Scarnecchia, Assistant Head Coach/Offensive Line; Brad Seely, Special Teams; Charlie Weis, Offensive Coordinator/Running Backs; Mike Woicik, Strength and Conditioning.





**NEW ENGLAND PATRIOTS**

# **SEASON IN REVIEW**



# 2000 FINAL REGULAR SEASON STANDINGS

## AMERICAN FOOTBALL CONFERENCE

Eastern Division										
	W	L	T	Pct.	Pts.	Opp	Hm	Aw	AFC	Div
Miami *	11	5	0	.688	323	226	5-3	6-2	9-3	5-3
Indianapolis #	10	6	0	.625	429	326	6-2	4-4	8-4	5-3
N.Y. Jets	9	7	0	.563	321	321	5-3	4-4	6-6	6-2
Buffalo	8	8	0	.500	315	350	5-3	3-5	6-6	2-6
New England	5	11	0	.313	276	338	3-5	2-6	5-7	2-6
Central Division										
	W	L	T	Pct.	Pts.	Opp	Hm	Aw	AFC	Div
Tennessee *	13	3	0	.813	346	191	7-1	6-2	9-3	8-2
Baltimore #	12	4	0	.750	333	165	6-2	6-2	10-3	8-2
Pittsburgh	9	7	0	.563	321	255	4-4	5-3	8-5	5-5
Jacksonville	7	9	0	.438	367	327	4-4	3-5	5-7	5-5
Cincinnati	4	12	0	.250	185	359	3-5	1-7	3-10	2-8
Cleveland	3	13	0	.188	161	419	2-6	1-7	3-10	2-8
Western Division										
	W	L	T	Pct.	Pts.	Opp	Hm	Aw	AFC	Div
Oakland *	12	4	0	.750	479	299	7-1	5-3	8-4	5-3
Denver #	11	5	0	.688	485	369	6-2	5-3	8-4	6-2
Kansas City	7	9	0	.438	355	354	5-3	2-6	5-7	5-3
Seattle	6	10	0	.375	320	405	3-5	3-5	4-8	3-5
San Diego	1	15	0	.063	269	440	1-7	0-8	1-11	1-7

## NATIONAL FOOTBALL CONFERENCE

Eastern Division										
	W	L	T	Pct.	Pts.	Opp	Hm	Aw	NFC	Div
N.Y. Giants *	12	4	0	.750	328	246	5-3	7-1	9-3	7-1
Philadelphia #	11	5	0	.688	351	245	5-3	6-2	8-4	5-3
Washington	8	8	0	.500	281	269	4-4	4-4	6-6	3-5
Dallas	5	11	0	.313	294	361	3-5	2-6	4-8	3-5
Arizona	3	13	0	.188	210	443	3-5	0-8	2-10	2-6
Central Division										
	W	L	T	Pct.	Pts.	Opp	Hm	Aw	NFC	Div
Minnesota *	11	5	0	.688	397	371	7-1	4-4	8-4	5-3
Tampa Bay #	10	6	0	.625	388	269	6-2	4-4	7-5	4-4
Green Bay	9	7	0	.563	353	323	6-2	3-5	8-4	5-3
Detroit	9	7	0	.563	307	307	4-4	5-3	7-5	3-5
Chicago	5	11	0	.313	216	355	3-5	2-6	3-9	3-5
Western Division										
	W	L	T	Pct.	Pts.	Opp	Hm	Aw	NFC	Div
New Orleans *	10	6	0	.625	354	305	3-5	7-1	9-3	7-1
St. Louis #	10	6	0	.625	540	471	5-3	5-3	7-5	5-3
Carolina	7	9	0	.438	310	310	5-3	2-6	5-7	4-4
San Francisco	6	10	0	.375	388	422	4-4	2-6	4-8	1-7
Atlanta	4	12	0	.250	252	413	3-5	1-7	3-9	3-5

\* Division Title  
# Wild Card

## 2000 Postseason Results

### AFC WILDCARD WEEKEND

Sat., Dec. 30 at Miami 23 ..... Indianapolis 17 ot  
Sun., Dec. 31 at Baltimore 21 ..... Denver 3

### AFC DIVISIONAL PLAYOFFS

Sat., Jan. 6 at Oakland 27 ..... Miami 0  
Sun. Jan. 7 Baltimore 24 ..... at Tennessee 10

### AFC CHAMPIONSHIP GAME

Sun. Jan. 14 Baltimore 16 ..... at Oakland 3

### SUPER BOWL XXXV, Jan. 28, 2001

Baltimore (AFC) 34, New York Giants (NFC) 7

### NFC WILDCARD WEEKEND

Sat., Dec. 30 at New Orleans 31 ..... St. Louis 28  
Sun., Dec. 31 at Philadelphia 21 ..... Tampa Bay 3

### NFC DIVISIONAL PLAYOFFS

Sat. Jan. 6 at Minnesota 34 ..... New Orleans 16  
Sun. Jan. 7 at New York Giants 20.....Philadelphia 10

### NFC CHAMPIONSHIP GAME

Sun. Jan. 14 at New York Giants 41 ..... Minnesota 0

### PRO BOWL, Feb. 4, 2001

AFC 38, NFC 17, at Honolulu, Hawaii



# 2000 REGULAR SEASON OFFENSIVE STATISTICS

Head Coach: Bill Belichick (5-11) • Fifth in AFC-East • Home Stadium: Foxboro Stadium

DATE	W/L	SCORE	OPPONENT	ATTENDANCE
09/03	L	16-21	Tampa Bay	60,292
09/11	L	19-20	at New York Jets	77,687
09/17	L	13-21	Minnesota	60,292
09/24	L	3-10	at Miami	73,344
10/01	W	28-19	at Denver	75,684
10/08	W	24-16	Indianapolis	60,292
10/15	L	17-34	New York Jets	60,292
10/22	L	23-30	at Indianapolis	56,828
11/05	L	13-16	Buffalo OT	60,292
11/12	L	11-19	at Cleveland	72,618
11/19	W	16-13	Cincinnati	60,292
11/23	L	9-34	at Detroit	77,923
12/04	W	30-24	Kansas City	60,292
12/10	L	17-24	at Chicago	66,944
12/17	W	13-10	at Buffalo OT	47,230
12/24	L	24-27	Miami	60,292

SCORING	TD	Ru	Pa	Ri	PAT	FG	S	TP	INTERCEPTIONS	NO	YDS	AVG	LG	TD
Vinateri	0	0	0	0	25/25	27/33	0	106	Law	2	32	16.0	32	0
Glenn	6	0	6	0	0	0	0	36	Jones	2	20	10.0	20	0
Faulk	5	4	1	0	0	0	0	32	Milloy	2	2	1.0	2	0
Brown	5	0	4	1	0	0	0	30	Smith	1	56	56.0	56	0
Redmond	3	1	2	0	0	0	0	18	Langham	1	24	24.0	24	0
Bjornson	2	0	2	0	0	0	0	12	Thomas	1	16	16.0	16	0
Bledsoe	2	2	0	0	0	0	0	12	A. Harris	1	11	11.0	11	0
Carter	2	2	0	0	0	0	0	12	Stevens LG	1	0	0.0	0	0
Wiggins LG	2	0	2	0	0	0	0	12	Team	10	161	16.1	56	0
Wiggins TM	1	0	1	0	0	0	0	6	Opponents	15	208	13.9	101	2
Rutledge	1	0	1	0	0	0	0	6						
Simmons	1	0	1	0	0	0	0	6						
Team	28	9	18	1	25/25	27/33	0	276						
Opp.	38	12	23	3	34/34	24/32	1	338						

PUNTING	No	Yds	Avg	NetTB	In20	Lg	Bk
L. Johnson	89	3798	42.7	36.8	5	31	62
Team	90	3798	42.2	36.8	5	31	62
Opp.	87	3513	40.4	31.9	9	23	62

2-Pt. Conversions: Faulk, Team 1-3, Opp. 1-4

## Team Statistics

	PATS	OPP
<b>TOTAL FIRST DOWNS</b>	<b>283</b>	<b>326</b>
Rushing	80	108
Passing	172	184
Penalty	31	34
3rd Down: Made/Att	82/234	103/237
3rd Down Pct.	35.0	43.5
4th Down: Made/Att	13/26	9/10
4th Down Pct.	50.0	90.0
<b>POSSESSION AVG.</b>	<b>28:56</b>	<b>31:04</b>
<b>TOTAL NET YARDS</b>	<b>4571</b>	<b>5353</b>
Avg. Per Game	285.7	334.6
Total Plays	1037	1068
Avg. Per Play	4.4	5.0
<b>NET YARDS RUSHING</b>	<b>1390</b>	<b>1831</b>
Avg. Per Game	86.9	114.4
Total Rushes	424	495
<b>NET YARDS PASSING</b>	<b>3181</b>	<b>3522</b>
Avg. Per Game	198.8	220.1
Sacked/Yards Lost	48/280	29/172
Gross Yards	3461	3694
Att./Completions	565/328	544/321
Completion Pct.	58.1	59.0
Had Intercepted	15	10
<b>PUNTS/AVERAGE</b>	<b>90/42.2</b>	<b>87/40.4</b>
<b>NET PUNTING AVG.</b>	<b>90/36.8</b>	<b>87/31.9</b>
<b>PENALTIES/YARDS</b>	<b>99/815</b>	<b>95/897</b>
<b>FUMBLES/BALL LOST</b>	<b>23/10</b>	<b>27/13</b>
<b>TOUCHDOWNS</b>	<b>28</b>	<b>38</b>
Rushing	9	12
Passing	18	23
Returns	1	3

Score by Periods	1	2	3	4	OT	TOTAL
TEAM	76	86	30	81	3	276
OPPONENTS	53	122	52	108	3	338

RUSHING	NO	YDS	AVG	LG	TD
Faulk	164	570	3.5	18	4
Redmond	125	406	3.2	20	1
Bledsoe	47	158	3.4	16	2
Carter	37	90	2.4	9	2
Pass	18	58	3.2	11	0
Brown	6	46	7.7	35	0
Glenn	4	39	9.8	35	0
R. Harris LG	13	36	2.8	7	0
R. Harris TM	3	14	4.7	7	0
Shaw	9	12	1.3	5	0
Bishop	7	-1	-1	2	0
Floyd TM	2	-1	-5	0	0
L. Johnson	2	-1	-5	0	0
Team	424	1390	3.3	35	9
Opp.	495	1831	3.7	32	12

PUNT RETURNS	No	FC	Yds	Avg	Lg	TD
Brown	39	19	504	12.9	66	1
Faulk	6	3	58	9.7	35	0
Team	45	22	562	12.5	66	1
Opponents	43	21	384	8.9	56	0

KICK RETURNS	No	Yds	Avg	Lg	TD
Faulk	38	816	21.5	40	0
Jackson	13	323	24.8	47	0
Simmons	4	82	20.5	39	0
Brown	2	15	7.5	9	0
Bruschi	2	13	6.5	7	0
S. Davis	2	45	22.5	32	0
Carter	1	16	16.0	16	0
Hamilton	1	0	0.0	0	0
Redmond	1	25	25.0	25	0
Wiggins LG	1	12	12.0	12	0
Team	64	1335	20.9	47	0
Opponents	62	1350	21.8	87	1

FIELD GOALS	1-19	20-29	30-39	40-49	50+
Vinateri	0/0	11/13	8/9	7/8	1/3
Team	0/0	11/13	8/9	7/8	1/3
Opponents	1/1	5/7	11/13	7/11	0/0

Vinateri: (30G, 55N) (32G, 35G, 30G, 33G, 29N) (44N) (40G, 53N) (21G) (23G) (27G, 26G, 28G) (48G, 43G) (38G) (38G, 21G, 22G) (24G, 47G, 43G) (48G, 53G, 37N, 27G) (40G) (22G, 27N, 24G) (33G)

Opponents: (1) (1) (43G) (20G, 43N) (33G, 33G, 34G) (38G, 46N, 27G) (36G) (19G, 48G, 32G) (39G, 43G, 35G, 35G) (28G, 30N, 45G) (31G, 36G) (42G) (24G, 47N) (25G, 23B, 30B) (47G, 47N, 28N, 49G)

Sacks: McGinest 6.0, Spires 6.0, Thomas 4.5, Slade 4.0, Eaton 2.5, Serwanga 2.0, Hamilton 1.5, Bruschi 1.0, A. Harris 1.0, T. Johnson 0.5, Team 29.0, Opponents 48.0

PASSING	ATT	CMP	YARDS	CMP%	YDS/ATT	TD	TD%	INT	INT%	LG	SK/YDS	RATING
Bledsoe	531	312	3291	58.8	6.20	17	3.2	13	2.4	59	45/264	77.3
Friesz	21	11	66	52.4	3.14	0	0.0	1	4.8	17	3/16	39.0
Bishop	9	3	80	33.3	8.89	1	11.1	1	11.1	44	0/0	64.4
Brady	3	1	6	33.3	2.00	0	0.0	0	0.0	6	0/0	42.4
L. Johnson	1	1	18	100.0	18.00	0	0.0	0	0.0	18	0/0	118.8
TEAM	565	328	3461	58.1	6.13	18	3.2	15	2.7	59	48/280	75.5
OPPONENTS	544	321	3694	59.0	6.79	23	4.2	10	1.8	81	29/172	86.0



# 2000 FINAL REGULAR SEASON DEFENSIVE STATISTICS

DEFENSIVE STATISTICS											SPECIAL TEAMS					
NAME	TT	UT	A	S/	YL	Int/	Yds	PD	FF	FR	TT	UT	A	FF	FR	B
Lawyer Milloy	121	90	31	-	-	2	2	6	4	-	-	-	-	-	-	-
Tedy Bruschi	105	68	37	1.0	1.0	-	-	5	-	-	3	3	-	1	-	-
Chris Slade	79	53	26	4.0	17.5	-	-	-	2	-	-	-	-	-	-	-
Bobby Hamilton	79	41	38	1.5	4.5	-	-	5	-	1	-	-	-	-	-	-
Chad Eaton	78	59	19	2.5	15.5	-	-	3	1	-	-	-	-	-	-	2
Ty Law	74	58	16	-	-	2	32	11	-	-	-	-	-	-	-	-
Ted Johnson	73	51	22	0.5	5.0	-	-	2	-	3	-	-	-	-	-	-
Otis Smith	69	59	10	-	-	1	56	11	2	1	3	2	1	-	-	-
Willie McGinest	63	45	18	6.0	39.0	-	-	1	1	2	-	-	-	-	-	-
Tebucky Jones	55	42	13	-	-	2	20	6	-	-	12	9	3	-	-	-
Henry Thomas	42	24	18	4.5	26.0	1	16	2	1	1	-	-	-	-	-	-
Antonio Langham	40	35	5	-	-	1	24	4	-	-	-	-	-	-	-	-
Brandon Mitchell	29	13	16	-	-	-	-	1	-	-	-	-	-	-	-	-
Larry Whigham	28	20	8	-	-	-	-	2	-	-	13	10	3	1	-	-
Kato Serwanga	23	20	3	2.0	14.0	-	-	2	1	1	9	8	1	-	1	-
Andy Katzenmoyer	22	14	8	-	-	-	-	4	-	-	-	-	-	-	-	-
Rob Holmberg	20	16	4	-	-	-	-	1	-	-	8	6	2	-	-	-
Greg Spires	17	12	5	6.0	41.5	-	-	1	3	1	-	-	-	-	-	-
Garrett Johnson	11	5	6	-	-	-	-	-	-	1	-	-	-	-	-	-
Tony George	8	3	5	-	-	-	-	-	-	1	16	14	2	1	-	-
Antwan Harris	7	6	1	1.0	8.0	1	11	1	-	-	3	2	1	-	1	-
Olrick Johnson	4	4	0	-	-	-	-	-	-	-	5	4	1	-	-	-
David Nugent	1	1	0	-	-	-	-	-	-	-	-	-	-	-	-	-
Maugaula Tuitele	1	0	1	-	-	-	-	-	-	-	-	-	-	-	-	-
Harold Shaw	0	0	0	-	-	-	-	-	-	-	15	12	3	-	-	-
Tony Carter	0	0	0	-	-	-	-	-	-	-	6	5	1	-	-	-
Chris Floyd	0	0	0	-	-	-	-	-	-	-	5	5	0	-	-	-
Shockmain Davis	0	0	0	-	-	-	-	-	-	-	5	5	0	-	-	-
Matt Chatham	0	0	0	-	-	-	-	-	-	-	2	2	0	-	-	-
Patrick Pass	0	0	0	-	-	-	-	-	-	-	2	1	1	-	-	-
Antico Dalton	0	0	0	-	-	-	-	-	-	-	2	2	0	-	-	-
Marc Megna	0	0	0	-	-	-	-	-	-	-	1	1	0	-	-	-
Adam Vinatieri	0	0	0	-	-	-	-	-	-	-	1	1	0	-	-	-
Lonie Paxton	0	0	0	-	-	-	-	-	-	-	1	1	0	-	-	-
Matt Stevens	0	0	0	-	-	-	-	-	-	-	1	1	0	-	-	-
Lee Johnson	0	0	0	-	-	-	-	-	-	-	1	1	0	-	-	-
<b>Totals</b>	<b>1049</b>	<b>739</b>	<b>310</b>	<b>29</b>	<b>172</b>	<b>10</b>	<b>161</b>	<b>68</b>	<b>15</b>	<b>12</b>	<b>114</b>	<b>95</b>	<b>19</b>	<b>3</b>	<b>2</b>	<b>2</b>

## 2000 MISCELLANEOUS STATISTICS

FUMBLES - LOST (23-10)					MISC. OFFENSIVE STATS				
Own					Tackles				
	No.	Lost	Rec.	O.B.		T.O.	Ast	FF	FR
Drew Bledsoe	9	4	3	0	Kevin Faulk	4	0	0	0
Kevin Faulk	6	4	1	0	Terry Glenn	2	0	0	0
Troy Brown	2	1	0	0	Tony Simmons	2	0	0	0
Lee Johnson	2	0	1	0	Joe Andruzzi	2	0	1	0
J.R. Redmond	2	0	0	0	Bruce Armstrong	1	0	0	0
Jermaine Wiggins	1	1	0	0	Troy Brown	1	0	0	0
Curtis Jackson	1	0	0	0	Rod Rutledge	1	0	0	0
Tony George	0	0	1	0	<u>Sale Isaia</u>	<u>0</u>	<u>1</u>	<u>0</u>	<u>0</u>
Sale Isaia	0	0	1	0	<b>Totals</b>	<b>13</b>	<b>1</b>	<b>1</b>	<b>0</b>
Rod Rutledge	0	0	1	0					
Patrick Pass	0	0	1	0					
Joe Andruzzi	0	0	1	0					
Eric Bjornson	0	0	1	0					
Antwan Harris	0	0	1	0					
Antico Dalton	0	0	1	0					
<b>Totals</b>	<b>23</b>	<b>10</b>	<b>13</b>	<b>0</b>					



# THE PATRIOTS 2000 RECORD WHEN...

	Regular Season
<b>Overall Record</b> .....	<b>5-11</b>
Home .....	3-5
Away .....	2-6
<b>By Month</b>	
September .....	0-4
October .....	2-2
November .....	1-3
December .....	2-2
<b>vs. AFC</b> .....	<b>5-7</b>
East .....	2-6
Central .....	1-1
West .....	2-0
<b>vs. NFC</b> .....	<b>0-4</b>
East .....	0-0
Central .....	0-4
West .....	0-0
<b>Playing Conditions</b>	
On Grass .....	4-9
On Artificial Turf .....	1-2
Outdoors .....	5-9
Indoors .....	0-2
Win Opening Coin Toss .....	4-4
Lose Opening Coin Toss .....	1-7

	Regular Season
Scoring First .....	5-4
Leading at the Half .....	2-3
Tied at the Half .....	3-2
Trailing at the Half .....	0-6
Leading After 3 Qtrs .....	2-3
Tied after 3 Qtrs .....	1-0
Trailing after 3 Qtrs .....	2-8
In Overtime .....	1-1
Outcomes of 7 pts or less .....	3-8
Outcomes of 3 pts or less .....	2-3
Patriots Outgain Opposition .....	0-2
Patriots Out-Rush Opposition .....	3-2
Patriots Out-Pass Opposition .....	1-6
+ Turnover Margin .....	5-4
- Turnover Margin .....	0-5
Even Turnover Margin .....	0-2
With 100-yard Rusher .....	--
With 300-yard Passer .....	0-1
With 100-yard Receiver .....	3-1
Opponent 100-yard Rusher .....	0-2
Opponent 300-yard Passer .....	3-0
Opponent 100-yard Receiver .....	3-3

# 2000 PATRIOTS WEEKLY NFL RANKINGS

Week	NFL RANKINGS						AFC RANKINGS					
	OFFENSE			DEFENSE			OFFENSE			DEFENSE		
	Total	Rush	Pass	Total	Rush	Pass	Total	Rush	Pass	Total	Rush	Pass
1	18	20	14	15	22t	12	8	9	8	10	13t	7
2	21	16	18t	13	14	17	10	9	9	7	10	9
3	18t	17	20	18	23	12	10	8	11	10	13	5
4	26	23	22	13	21	8	12	11	11	7	12	4
5	25	24t	18	14	15	18	12	13	10	8	8	10
6	25	25	20	19	14t	23	12	13	11	11	7t	12
7	25	27	17	19	18	20	12	14	10	11	10	11
8	24	24	17	17	17	23	11	13	10	10	9	13
Bye	25	26	15	20	17	22t	12	13	8	13	10	13
10	26	26	23	15	18	19	13	13	10	9	11	10
11	25	24	22	15	19	15	12	13	11	8	11	8
12	25	25	19	15	20	15	12	13	11	8	12	8
13	27	25	19	15	22	16	14	13	11	8	11	8
14	24	25	20	19	18	19	11	13	11	10	10	9
15	26	25	20	18	18	20	12	13	10	10	10	10
16	25	26	20	20	23	19	12	14	10	11	11	10
17	22	26	19	20	21	21	12	14	10	11	11	11



# 2000 GAME-BY-GAME TEAM OFFENSE

OFFENSE		FIRST DOWNS			NET OFFENSE		RUSHING			PASSING				PENALTY		PUNTS				
DATE	OPPONENT	TOTAL	Ru	Pa	Pn	Yds	Plays	Yds	Att	Avg	Net	S/YL	Gross	Att-Cmp	Pct	TD-Int	No	Yds	No	Avg
09/03	Tampa Bay	14	3	10	1	278	66	88	21	4.2	190	6/26	216	39-26	66.7%	1-0	5	33	9	40.6
09/11	at New York Jets	21	6	14	1	293	83	100	34	2.9	193	6/36	229	43-25	58.1%	1-0	3	8	4	39.0
09/17	Minnesota	18	6	11	1	267	56	103	18	5.7	164	3/26	190	35-21	60.0%	1-1	9	64	4	37.8
09/24	at Miami	12	3	9	0	210	64	56	29	1.9	154	2/7	161	33-16	48.5%	0-1	3	30	6	46.5
10/01	at Denver	19	4	13	2	314	57	54	27	2.0	260	3/11	271	27-18	66.7%	4-1	5	17	6	45.3
10/08	Indianapolis	19	5	12	2	301	57	118	29	4.1	183	3/21	204	25-17	68.0%	3-0	7	34	6	43.5
10/15	New York Jets	16	3	10	3	249	62	51	14	3.6	198	7/46	244	41-18	43.9%	0-4	4	30	5	36.2
10/22	at Indianapolis	24	11	9	4	386	76	155	42	3.7	231	0/0	231	34-23	67.6%	1-0	6	48	2	51.0
11/05	Buffalo	14	4	7	3	189	64	89	34	2.6	100	3/16	116	27-14	51.9%	0-2	8	103	8	42.0
11/12	at Cleveland	18	6	11	1	286	61	102	22	4.6	184	4/28	212	35-21	60.0%	1-1	5	40	5	44.2
11/19	Cincinnati	17	3	12	2	291	59	39	22	1.8	252	1/6	258	36-22	61.1%	0-1	9	69	6	43.8
11/23	at Detroit	15	5	6	4	215	57	66	20	3.3	149	2/5	154	35-18	51.4%	0-2	9	81	5	50.4
12/04	Kansas City	24	7	15	2	368	82	105	31	3.4	233	3/19	282	48-33	68.8%	2-0	5	65	6	39.0
12/10	at Chicago	15	1	13	1	245	61	38	12	2.9	207	3/18	225	46-25	54.3%	2-0	7	60	6	43.3
12/17	at Buffalo	19	9	9	1	331	75	189	48	3.9	142	1/14	156	26-13	50.0%	0-0	9	75	7	42.3
12/24	Miami	18	4	11	3	348	57	37	21	1.8	311	1/1	312	35-18	51.4%	2-2	5	58	5	33.8
Regular Season Totals		283	80	172	31	4571	1037	1390	424	3.3	3181	48/280	3461	565-328	58.1%	18-15	99	815	90	42.2



# 2000 GAME-BY-GAME TEAM DEFENSE

OFFENSE DATE	OPPONENT	FIRST DOWNS				NET OFFENSE		RUSHING			PASSING				PENALTY		POINTS			
		TOTAL	Ru	Pa	Pn	Yds	Plays	Yds	Att	Avg	Net	S/YL	Gross	Att-Cmp	Pct	TO-Int	No	Yds	No	Avg
09/03	Tampa Bay	17	9	7	1	296	63	140	38	3.7	156	1-11	167	24-12	50.0%	1-0	4	25	10	40.3
09/11	at New York Jets	18	4	14	0	330	56	59	17	3.5	271	2-10	281	37-16	43.2%	3-1	6	69	6	50.3
09/17	Minnesota	23	10	10	3	315	75	154	43	3.6	161	4-16	177	28-19	67.9%	2-1	5	61	5	40.8
09/24	at Miami	12	7	4	1	242	58	99	33	3.0	143	1-10	153	24-12	50.0%	1-2	5	40	6	44.0
10/01	at Denver	26	4	19	3	405	75	79	21	3.8	326	4-35	361	50-31	62.0%	1-1	7	50	5	49.2
10/08	Indianapolis	27	5	17	5	408	82	84	26	3.2	324	2-10	334	54-31	57.4%	1-3	5	52	3	41.7
10/15	New York Jets	20	12	6	2	294	69	164	43	3.8	130	3-9	139	23-15	65.2%	0-0	5	68	6	42.0
10/22	at Indianapolis	20	7	10	3	398	41	130	21	6.2	268	0-0	268	20-16	80.0%	3-0	8	106	2	35.0
11/05	Buffalo	20	8	10	2	315	69	141	31	4.5	174	1-5	179	37-18	48.6%	1-0	7	73	8	35.5
11/12	at Cleveland	18	7	9	2	272	73	139	35	4.0	133	1-5	138	37-20	54.1%	1-0	4	25	6	42.0
11/19	Cincinnati	25	8	14	3	365	76	137	37	3.7	228	1-8	236	38-20	52.6%	1-1	8	75	5	42.8
11/23	at Detroit	17	6	9	2	299	55	110	28	3.9	189	2/15	204	25-17	68.0%	1-0	10	99	2	48.0
12/04	Kansas City	18	2	15	1	418	65	68	19	3.6	350	0/0	350	46-25	54.3%	3-1	7	40	6	38.2
12/10	at Chicago	21	5	16	0	339	67	102	39	2.6	237	1/2	239	27-22	81.5%	2-0	3	35	5	35.4
12/17	at Buffalo	19	9	8	2	347	72	178	40	4.5	169	4/28	197	28-16	57.1%	1-0	6	54	7	29.1
12/24	Miami	25	5	16	4	310	72	47	24	2.0	263	2/8	271	46-31	67.4%	1-0	5	25	5	38.2
Regular Season Totals		326	108	184	34	5353	1068	1831	495	3.7	3522	29/172	3694	544-321	59.0%	23-10	95	897	87	40.4



# 2000 GAME-BY-GAME STATISTICS

## PASSING STATISTICS

### DREW BLEDSOE

Date	Opponent	Att	Cmp	Yds	Pct	TD	Lg	Int	S	Yds	Rating
09/03	Tampa Bay	39	26	216	.667	1	39t	0	6	26	89.3
09/11	at New York Jets	43	25	229	.581	1	22	0	6	36	80.5
09/17	Minnesota	35	21	190	.600	1	23	1	3	26	72.3
09/24	at Miami	33	16	161	.485	0	28	1	2	7	50.2
10/01	at Denver	27	18	271	.667	4	44t	1	3	11	133.4
10/08	Indianapolis	23	15	142	.652	2	28	0	3	21	111.1
10/15	New York Jets	35	16	208	.457	0	46	3	7	46	29.2
10/22	at Indianapolis	34	23	231	.676	1	27	0	0	0	96.6
11/05	Buffalo	5	3	50	.600	0	22	1	0	0	54.2
11/12	at Cleveland	35	21	212	.600	1	25	1	4	28	74.9
11/19	Cincinnati	36	22	258	.611	0	34	1	1	6	71.3
11/23	at Detroit	32	17	148	.531	0	25	2	2	5	39.6
12/04	Kansas City	48	33	282	.688	2	23	0	3	19	97.7
12/10	at Chicago	46	25	225	.543	2	20	0	3	18	82.2
12/17	at Buffalo	26	13	156	.500	0	21	0	1	14	68.8
12/24	Miami	34	18	312	.529	2	59	2	1	1	79.5
<b>2000 Totals</b>		<b>531</b>	<b>312</b>	<b>3291</b>	<b>.588</b>	<b>17</b>	<b>59</b>	<b>13</b>	<b>45</b>	<b>264</b>	<b>77.3</b>

### JOHN FRIESZ

Date	Opponent	Att	Cmp	Yds	Pct	TD	Lg	Int	S	Yds	Rating
11/05	Buffalo	21	11	66	.524	0	17	1	3	16	39.0
<b>2000 Totals</b>		<b>21</b>	<b>11</b>	<b>66</b>	<b>.524</b>	<b>0</b>	<b>17</b>	<b>1</b>	<b>3</b>	<b>16</b>	<b>39.0</b>

Friesz was active but did not play vs. Tampa (9/3), at NY Jets (9/11), vs. Minnesota (9/17), at Miami (9/24) and at Cleveland (11/12).

Friesz was inactive at Denver (10/1), vs. Indianapolis (10/8), vs. NY Jets (10/15), at Indianapolis (10/22), Cincinnati (11/19), at Detroit (11/23), vs. Kansas City (12/4), at Chicago (12/10), at Buffalo (12/17), vs. Miami (12/24).

### MICHAEL BISHOP

Date	Opponent	Att	Cmp	Yds	Pct	TD	LG	Int	S	Yds	Rating
09/03	Tampa Bay	0	0	0	.000	0	0	0	0	0	--
09/11	at New York Jets	0	0	0	.000	0	0	0	0	0	--
10/01	at Denver	0	0	0	.000	0	0	0	0	0	--
10/08	Indianapolis	1	1	44	1.000	1	44t	0	0	0	158.3
10/15	New York Jets	6	2	36	.333	0	24	1	0	0	15.3
10/22	at Indianapolis	0	0	0	.000	0	0	0	0	0	--
11/05	Buffalo	1	0	0	.000	0	0	0	0	0	--
12/24	Miami	1	0	0	.000	0	0	0	0	0	2.1
<b>2000 Totals</b>		<b>9</b>	<b>3</b>	<b>80</b>	<b>.333</b>	<b>1</b>	<b>44t</b>	<b>1</b>	<b>0</b>	<b>0</b>	<b>64.4</b>

Bishop was active but did not play vs. Cincinnati (11/19), vs. Kansas City (12/4), at Chicago (12/10), at Buffalo (12/17).

Bishop was inactive vs. Minnesota (9/17), at Miami (9/24), at Cleveland (11/12) and at Detroit (11/23).

### TOM BRADY

Date	Opponent	Att	Cmp	Yds	Pct	TD	LG	Int	S	Yds	Rating
11/23	at Detroit	3	1	6	.333	0	6	0	0	0	42.4
<b>2000 Totals</b>		<b>3</b>	<b>1</b>	<b>6</b>	<b>.333</b>	<b>0</b>	<b>6</b>	<b>0</b>	<b>0</b>	<b>0</b>	<b>42.4</b>

Brady was active but did not play vs. Cincinnati (11/19).

Brady was inactive vs. Tampa (9/3), at NY Jets (9/11), vs. Minnesota (9/17), at Miami (9/24), at Denver (10/1), vs. Indianapolis (10/8), vs. NY Jets (10/15), at Indianapolis (10/22), vs. Buffalo (11/5), at Cleveland (11/12), at Detroit (11/23), vs. Kansas City (12/4), at Chicago (12/10), at Buffalo (12/17), vs. Miami (12/24).

### LEE JOHNSON

Date	Opponent	Att	Cmp	Yds	Pct	TD	LG	Int	S	Yds	Rating
10/08	Indianapolis	1	1	18	1.000	0	18	0	0	0	118.8
<b>2000 Totals</b>		<b>1</b>	<b>1</b>	<b>18</b>	<b>1.000</b>	<b>0</b>	<b>18</b>	<b>0</b>	<b>0</b>	<b>0</b>	<b>118.8</b>



# 2000 GAME-BY-GAME STATISTICS

## RUSHING STATISTICS

		KEVIN FAULK						J.R. REDMOND						DREW BLEDSOE					
Date	Opponent	No	Yds	Avg	Lg	TD		No	Yds	Avg	Lg	TD		No	Yds	Avg	Lg	TD	
09/03	Tampa Bay	10	21	2.1	7	0		-	-	-	-	-		8	30	3.8	10	0	
09/11	at New York Jets	21	82	3.9	11	0		5	2	0.4	4	0		3	10	3.3	7	0	
09/17	Minnesota	13	80	6.2	17	1		inactive						3	21	7.0	9	0	
09/24	at Miami	21	46	2.2	8	0		did not play						2	5	2.5	4	0	
10/01	at Denver	9	40	4.4	13	0		6	15	2.5	5	0		4	-2	-0.5	1	0	
10/08	Indianapolis	12	64	5.3	18	0		14	45	3.2	14	0		2	15	7.5	16	0	
10/15	New York Jets	9	26	2.9	9	1		1	2	2.0	2	0		2	16	8.0	13	1	
10/22	at Indianapolis	12	41	3.4	9	0		22	97	4.4	12	0		3	4	1.3	3	1	
11/05	Buffalo	2	2	1.0	2	0		24	68	2.8	12	1		1	5	5.0	5	0	
11/12	at Cleveland	5	26	5.2	9	0		10	60	6.0	20	0		3	6	2.0	6	0	
11/19	Cincinnati	1	4	4.0	4	0		inactive						5	-4	-0.8	3	0	
11/23	at Detroit	-	-	-	-	-		11	30	2.7	12	0		4	27	6.8	9	0	
12/04	Kansas City	22	52	2.4	12	1		inactive						3	5	1.7	2	0	
12/10	at Chicago	1	0	0.0	0	0		6	18	3.0	6	0		2	6	3.0	7	0	
12/17	at Buffalo	14	52	3.7	13	1		20	66	3.3	13	0		2	14	7.0	14	0	
12/24	Miami	12	34	2.8	9	0		6	3	0.5	3	0		-	-	-	-	-	
2000 Season Totals		164	570	3.5	18	4		125	406	3.2	20	1		47	158	3.4	16	2	

		TONY CARTER						PATRICK PASS						TROY BROWN					
Date	Opponent	No	Yds	Avg	Lg	TD		No	Yds	Avg	Lg	TD		No	Yds	Avg	Lg	TD	
09/03	Tampa Bay	1	4	4.0	4	0		-	-	-	-	-		2	33	16.5	35	0	
09/11	at New York Jets	2	7	3.5	4	0		-	-	-	-	-		-	-	-	-	-	
09/17	Minnesota	1	1	1.0	1	0		1	1	1.0	1	0		-	-	-	-	-	
09/24	at Miami	2	8	4.0	7	0		-	-	-	-	-		1	-5	-5.0	-5	0	
10/01	at Denver	1	-1	-1.0	-1	0		inactive						-	-	-	-	-	
10/08	Indianapolis	-	-	-	-	-		inactive						-	-	-	-	-	
10/15	New York Jets	2	7	3.5	5	0		inactive						-	-	-	-	-	
10/22	at Indianapolis	2	10	5.0	5	0		inactive						-	-	-	-	-	
11/05	Buffalo	6	19	3.2	7	0		inactive						1	-5	-5.0	-5	0	
11/12	at Cleveland	3	5	1.7	3	0		inactive						-	-	-	-	-	
11/19	Cincinnati	4	0	0.0	1t	1		12	39	3.3	11	0		-	-	-	-	-	
11/23	at Detroit	2	0	0.0	0	0		3	9	3.0	4	0		-	-	-	-	-	
12/04	Kansas City	-	-	-	-	-		2	9	4.5	5	0		-	-	-	-	-	
12/10	at Chicago	-	-	-	-	-		inactive						-	-	-	-	-	
12/17	at Buffalo	9	34	3.8	9	0		inactive						2	23	11.5	20	0	
12/24	Miami	2	-4	-2.0	1	1		inactive						-	-	-	-	-	
2000 Season Totals		37	90	2.4	9	2		18	58	3.2	11	0		6	46	7.7	35	0	

		TERRY GLENN						RAYMONT HARRIS						HAROLD SHAW					
Date	Opponent	No	Yds	Avg	Lg	TD		No	Yds	Avg	Lg	TD		No	Yds	Avg	Lg	TD	
09/11	at New York Jets	1	-2	-2.0	-2	0		-	-	-	-	-		-	-	-	-	-	
09/24	at Miami	-	-	-	-	-		-	-	-	-	-		3	2	0.7	3	0	
10/01	at Denver	-	-	-	-	-		-	-	-	-	-		3	3	1.0	4	0	
11/12	at Cleveland	-	-	-	-	-		-	-	-	-	-		1	5	5.0	5	0	
12/04	Kansas City	2	37	18.5	35	0		signed 12/6/00						2	2	1.0	1	0	
12/10	at Chicago	-	-	-	-	-		3	14	4.7	7	0		-	-	-	-	-	
12/17	at Buffalo	-	-	-	-	-		inactive						-	-	-	-	-	
12/24	Miami	1	4	4.0	4	0		waived						-	-	-	-	-	
2000 Season Totals		4	39	9.8	35	0		3	14	4.7	7	0		9	12	1.3	5	0	

		MICHAEL BISHOP						LEE JOHNSON						CHRIS FLOYD					
Date	Opponent	No	Yds	Avg	Lg	TD		No	Yds	Avg	Lg	TD		No	Yds	Avg	Lg	TD	
09/11	at New York Jets	1	2	2.0	2	0		-	-	-	-	-		1	-1	-1.0	-1	0	
10/01	at Denver	2	0	0.0	2	0		1	-1	-1.0	-1	0		1	0	0.0	0	0	
10/08	Indianapolis	1	-6	-6.0	-6	0		-	-	-	-	-		-	-	-	-	-	
10/22	at Indianapolis	3	3	1.0	2	0		-	-	-	-	-		inactive					
12/04	Kansas City	did not play						-	-	-	-	-		waived 11/28/00					
12/10	at Chicago	did not play						-	-	-	-	-		-	-	-	-	-	
12/17	at Buffalo	did not play						1	0	0.0	0	0		-	-	-	-	-	
2000 Season Totals		7	-1	-0.1	2	0		2	-1	-0.5	0	0		2	-1	-0.5	0	0	



# 2000 GAME-BY-GAME STATISTICS

## RECEIVING STATISTICS

		TROY BROWN					TERRY GLENN					KEVIN FAULK				
Date	Opponent	No	Yds	Avg	Lg	TD	No	Yds	Avg	Lg	TD	No	Yds	Avg	Lg	TD
09/03	Tampa Bay	7	70	10.0	26	0	4	56	14.0	39t	1	11	62	5.6	10	0
09/11	at New York Jets	4	27	6.8	9	0	6	81	13.5	20	0	4	23	5.8	10	0
09/17	Minnesota	7	62	8.9	13	0	8	69	8.6	17	1	3	31	10.3	23	0
09/24	at Miami	4	38	9.5	15	0	5	65	13.0	28	0	1	6	6.0	6	0
10/01	at Denver	5	108	21.6	44t	2	6	76	12.7	17	1	1	26	26.0	26	0
10/08	Indianapolis	1	10	10.0	10	0	5	51	10.2	16	1	4	25	6.3	11	0
10/15	New York Jets	5	73	14.6	24	0	2	45	22.5	29	0	5	27	5.4	12	0
10/22	at Indianapolis	6	78	13.0	27	0	3	36	12.0	18	0	3	27	9.0	12	0
11/05	Buffalo	3	49	16.3	20	0	3	25	8.3	11	0	1	-5	-5.0	-5	0
11/12	at Cleveland	2	10	5.0	6	0	6	65	10.8	15	0	8	96	12.0	25	0
11/19	Cincinnati	8	110	13.8	24	0	11	129	11.7	34	0	-	-	-	-	-
11/23	at Detroit	4	27	6.8	13	0	5	76	15.2	25	0	-	-	-	-	-
12/04	Kansas City	12	119	9.9	23	1	2	15	7.5	19	0	5	32	6.4	11	0
12/10	at Chicago	5	46	9.2	19	1	5	63	12.6	20	1	2	27	13.5	18	0
12/17	at Buffalo	2	15	7.5	11	0	6	70	11.7	19	0	1	8	8.0	8	0
12/24	Miami	8	102	12.8	22	0	2	41	20.5	25	1	2	80	40.0	52t	1
<b>2000 Totals</b>		<b>83</b>	<b>944</b>	<b>11.4</b>	<b>44t</b>	<b>4</b>	<b>79</b>	<b>963</b>	<b>12.2</b>	<b>39t</b>	<b>6</b>	<b>51</b>	<b>465</b>	<b>9.1</b>	<b>52t</b>	<b>1</b>

		ERIC BJORNSON					J.R. REDMOND					JERMAINE WIGGINS				
Date	Opponent	No	Yds	Avg	Lg	TD	No	Yds	Avg	Lg	TD	No	Yds	Avg	Lg	TD
09/03	Tampa Bay	2	15	7.5	11	0	-	-	-	-	-	-	-	-	-	-
09/11	at New York Jets	6	39	6.5	19	1	-	-	-	-	-	-	-	-	-	-
09/17	Minnesota	2	13	6.5	10	0	inactive									
09/24	at Miami	2	15	7.5	11	0	did not play									
10/01	at Denver	2	20	10.0	14	0	2	17	8.5	12	1					
10/08	Indianapolis	3	22	7.3	18	1	1	20	20.0	20	0					
10/15	New York Jets	2	17	8.5	14	0	-	-	-	-	-					
10/22	at Indianapolis	1	11	11.0	11	0	5	35	7.0	19t	1					
11/05	Buffalo	inactive					5	19	3.8	6	0					
11/12	at Cleveland	did not play					-	-	-	-	-					
11/19	Cincinnati	waived 11/15/00					inactive									
11/23	at Detroit						1	5	5.0	5	0	claimed waivers 11/28/00				
12/04	Kansas City						inactive					5	41	8.2	13	1
12/10	at Chicago						4	22	5.5	13	0	4	39	9.8	12	0
12/17	at Buffalo						-	-	-	-	-	3	42	14.0	17	0
12/24	Miami						2	8	4.0	6	0	4	81	20.3	59	0
<b>2000 Totals</b>		<b>20</b>	<b>152</b>	<b>7.6</b>	<b>19</b>	<b>2</b>	<b>20</b>	<b>126</b>	<b>6.3</b>	<b>20</b>	<b>2</b>	<b>16</b>	<b>203</b>	<b>12.7</b>	<b>59</b>	<b>1</b>



# 2000 GAME-BY-GAME STATISTICS

## RECEIVING STATISTICS (CONT.)

Date	Opponent	ROD RUTLEDGE					TONY SIMMONS					TONY CARTER				
		No	Yds	Avg	Lg	TD	No	Yds	Avg	Lg	TD	No	Yds	Avg	Lg	TD
09/03	Tampa Bay	1	4	4.0	4	0	1	9	9.0	9	0	-	-	-	-	-
09/11	at New York Jets	-	-	-	-	-	1	5	5.0	5	0	2	11	5.5	6	0
09/17	Minnesota	-	-	-	-	-	inactive					-	-	-	-	-
09/24	at Miami	-	-	-	-	-	1	9	9.0	9	0	-	-	-	-	-
10/01	at Denver	-	-	-	-	-	1	11	11.0	11	0	-	-	-	-	-
10/08	Indianapolis	-	-	-	-	-	1	44	44.0	44t	1	1	4	4.0	4	0
10/15	New York Jets	-	-	-	-	-	3	76	25.3	46	0	1	6	6.0	6	0
10/22	at Indianapolis	3	24	8.0	16	0	2	20	10.0	11	0	-	-	-	-	-
11/05	Buffalo	-	-	-	-	-	1	22	22.0	22	0	1	6	6.0	6	0
11/12	at Cleveland	3	20	6.7	9	1	2	21	10.5	11	0	-	-	-	-	-
11/19	Cincinnati	1	3	3.0	3	0	-	-	-	-	-	-	-	-	-	-
11/23	at Detroit	4	25	6.3	8	0	inactive					1	15	15.0	15	0
12/04	Kansas City	3	27	9.0	15	0	1	14	14.0	14	0	2	10	5.0	7	0
12/10	at Chicago	-	-	-	-	-	-	-	-	-	-	-	-	-	-	-
12/17	at Buffalo	-	-	-	-	-	inactive					1	21	21.0	21	0
12/24	Miami	-	-	-	-	-	inactive					-	-	-	-	-
<b>2000 Totals</b>		<b>15</b>	<b>103</b>	<b>6.9</b>	<b>16</b>	<b>1</b>	<b>14</b>	<b>231</b>	<b>16.5</b>	<b>46</b>	<b>1</b>	<b>9</b>	<b>73</b>	<b>8.1</b>	<b>21</b>	<b>0</b>

Date	Opponent	CHRIS CALLOWAY					CURTIS JACKSON					PATRICK PASS				
		No	Yds	Avg	Lg	TD	No	Yds	Avg	Lg	TD	No	Yds	Avg	Lg	TD
09/03	Tampa Bay	-	-	-	-	-	-	-	-	-	-	-	-	-	-	-
09/11	at New York Jets	1	22	22.0	22	0	-	-	-	-	-	-	-	-	-	-
09/17	Minnesota	1	15	15.0	15	0	-	-	-	-	-	-	-	-	-	-
09/24	at Miami	1	17	17.0	17	0	-	-	-	-	-	-	-	-	-	-
10/01	at Denver	1	13	13.0	13	0	-	-	-	-	-	inactive				
10/08	Indianapolis	1	28	28.0	28	0	-	-	-	-	-	inactive				
10/15	New York Jets	-	-	-	-	-	-	-	-	-	-	inactive				
10/22	at Indianapolis	released 10/21/00					-	-	-	-	-	inactive				
11/05	Buffalo	-	-	-	-	-	signed 11/15/00					inactive				
11/12	at Cleveland	-	-	-	-	-	inactive					2	16	8.0	15	0
11/19	Cincinnati	-	-	-	-	-	-	-	-	-	-	1	-6	-6.0	-6	0
11/23	at Detroit	-	-	-	-	-	2	17	8.5	10	0	1	7	7.0	7	0
12/04	Kansas City	-	-	-	-	-	3	27	9.0	13	0	inactive				
12/10	at Chicago	-	-	-	-	-	-	-	-	-	-	inactive				
12/17	at Buffalo	-	-	-	-	-	-	-	-	-	-	inactive				
12/24	Miami	-	-	-	-	-	-	-	-	-	-	inactive				
<b>2000 Totals</b>		<b>5</b>	<b>95</b>	<b>19.0</b>	<b>28</b>	<b>0</b>	<b>5</b>	<b>44</b>	<b>8.8</b>	<b>13</b>	<b>0</b>	<b>4</b>	<b>17</b>	<b>4.3</b>	<b>15</b>	<b>0</b>

Date	Opponent	SHOCKMAIN DAVIS					HAROLD SHAW					RAYMONT HARRIS				
		No	Yds	Avg	Lg	TD	No	Yds	Avg	Lg	TD	No	Yds	Avg	Lg	TD
09/03	Tampa Bay	-	-	-	-	-	-	-	-	-	-	-	-	-	-	-
09/11	at New York Jets	-	-	-	-	-	-	-	-	-	-	-	-	-	-	-
09/17	Minnesota	-	-	-	-	-	-	-	-	-	-	-	-	-	-	-
09/24	at Miami	-	-	-	-	-	2	11	5.5	8	0	-	-	-	-	-
10/01	at Denver	-	-	-	-	-	-	-	-	-	-	-	-	-	-	-
10/08	Indianapolis	-	-	-	-	-	-	-	-	-	-	-	-	-	-	-
10/15	New York Jets	-	-	-	-	-	-	-	-	-	-	-	-	-	-	-
10/22	at Indianapolis	-	-	-	-	-	-	-	-	-	-	-	-	-	-	-
11/05	Buffalo	-	-	-	-	-	-	-	-	-	-	-	-	-	-	-
11/12	at Cleveland	-	-	-	-	-	-	-	-	-	-	-	-	-	-	-
11/19	Cincinnati	-	-	-	-	-	-	-	-	-	-	-	-	-	-	-
11/23	at Detroit	2	12	6.0	9	0	-	-	-	-	-	-	-	-	-	-
12/04	Kansas City	-	-	-	-	-	-	-	-	-	-	signed 12/6/00				
12/10	at Chicago	-	-	-	-	-	-	-	-	-	-	2	1	0.5	2	0
12/17	at Buffalo	-	-	-	-	-	-	-	-	-	-	inactive				
12/24	Miami	-	-	-	-	-	-	-	-	-	-	waived				
<b>2000 Totals</b>		<b>2</b>	<b>12</b>	<b>6.0</b>	<b>9</b>	<b>0</b>	<b>2</b>	<b>11</b>	<b>5.5</b>	<b>8</b>	<b>0</b>	<b>2</b>	<b>1</b>	<b>0.5</b>	<b>2</b>	<b>0</b>

Date	Opponent	CHRIS FLOYD				
		No	Yds	Avg	Lg	TD
09/11	at New York Jets	1	21	21.0	21	0



# 2000 GAME-BY-GAME STATISTICS

## DEFENSIVE STATISTICS

Tabulated from Press Box Statistics (Listed Alphabetically)

TEDY BRUSCHI											MATT CHATHAM											CHAD EATON										
Date	Opp.	TT	UT	A	S/Y	I/Y	PD	FF	FR	ST	TT	UT	A	S/Y	I/Y	PD	FF	FR	ST	TT	UT	A	S/Y	I/Y	PD	FF	FR	ST				
09/03	T.B.	12	7	5	-	-	-	-	-	-	0	0	0	-	-	-	-	-	1	-	5	3	2	-	-	1	-	-	-			
09/11	at NYJ	5	4	1	-	-	-	1	1	-	0	0	0	-	-	-	-	-	-	-	1	1	0	-	-	-	-	-				
09/17	Min	13	8	5	1/1	-	-	-	-	-	0	0	0	-	-	-	-	-	-	-	8	5	3	-	-	-	-	-				
09/24	at Mia	3	2	1	-	-	-	-	-	-											4	4	0	-	-	-	-	-				
10/01	at Den	5	3	2	-	-	-	1	-	-											3	1	2	-	-	-	-	-				
10/08	Ind	9	5	4	-	-	-	1	-	-	1										5	5	0	-	-	-	-	-				
10/15	NYJ	6	3	3	-	-	-	-	-	-	0	0	0	-	-	-	-	-	-	-												
10/22	at Ind	5	4	1	-	-	-	-	-	-	0	0	0	-	-	-	-	-	1	-												
11/05	Buf	5	2	3	-	-	-	-	-	-	0	0	0	-	-	-	-	-	-	-												
11/12	at Cle	4	4	0	-	-	-	1	-	-											2	1	1	-	-	1	-	-				
11/19	Cin	8	8	0	-	-	-	-	-	-											2	2	0	-	-	-	-	-				
11/23	at Det	7	3	4	-	-	-	-	-	-											9	6	3	-	-	1	-	-				
12/04	K.C.	7	4	3	-	-	-	-	-	-											4	2	2	1/5	-	-	-	-				
12/10	at Chi	6	3	3	-	-	-	-	-	-											3	3	0	-	-	-	-	-				
12/17	at Buf	2	1	1	-	-	-	-	-	-											12	11	1	1.5/10.5	-	-	-	-				
12/24	Mia	8	7	1	-	-	-	1	-	-	1										8	4	4	-	-	-	-	-				
2000	Totals	105	68	37	1/1	0	5	1	0	3	0	0	0	0	0	0	0	0	0	2	78	59	19	2.5/15.5	0	3	1	0	0			

		TONY GEORGE										REGGIE GRIMES										BOBBY HAMILTON									
Date	Opp.	TT	UT	A	S/Y	I/Y	PD	FF	FR	ST		TT	UT	A	S/Y	I/Y	PD	FF	FR	ST		TT	UT	A	S/Y	I/Y	PD	FF	FR	ST	
09/03	T.B.	0	0	0	-	-	-	-	-	2		0	0	0	-	-	-	-	-	-	-		5	2	3	-	-	1	-	-	-
09/11	at NYJ	0	0	0	-	-	-	-	-	2		0	0	0	-	-	-	-	-	-	-		2	1	10.5/2.5	-	-	-	-	-	-
09/17	Min	0	0	0	-	-	-	-	-	-													8	4	4	-	-	-	-	-	-
09/24	at Mia	0	0	0	-	-	-	-	-	1													6	1	5	-	-	1	-	-	-
10/01	at Den	0	0	0	-	-	-	-	-	1													2	2	0	-	-	-	-	-	-
10/08	Ind	0	0	0	-	-	-	-	-	-													3	2	1	-	-	-	-	-	-
10/15	NYJ	0	0	0	-	-	-	-	-	1													10	4	6	-	-	-	1	-	-
10/22	at Ind	0	0	0	-	-	-	-	-	2													5	4	1	-	-	-	-	-	-
11/05	Buf	0	0	0	-	-	-	-	-	1		0	0	0	-	-	-	-	-	-	-		6	3	3	-	-	-	-	-	-
11/12	at Cle	0	0	0	-	-	-	-	-	-		0	0	0	-	-	-	-	-	-	-		3	3	0	-	-	-	-	-	-
11/19	Cin	0	0	0	-	-	-	-	-	-													7	2	5	-	-	-	-	-	-
11/23	at Det	0	0	0	-	-	-	-	-	1		0	0	0	-	-	-	-	-	-	-		7	3	4	-	-	1	-	-	-
12/04	K.C.	3	1	2	-	-	-	-	-	1													2	1	1	-	-	1	-	-	-
12/10	at Chi											0	0	0	-	-	-	-	-	-			7	6	1	1/2	-	-	-	-	-
12/17	at Buf	0	0	0	-	-	-	-	-	1		0	0	0	-	-	-	-	-	-	-		5	3	2	-	-	1	-	-	-
12/24	Mia	5	2	3	-	-	-	-	-	3		0	0	0	-	-	-	-	-	-	-		1	0	1	-	-	-	-	-	-
2000	Totals	8	3	5	0	0	0	0	0	15		0	0	0	0	0	0	0	0	0	0		79	41	38	1.5/4.5	0	5	0	1	0

		ANTWAN HARRIS										ROB HOLMBERG										GARRETT JOHNSON									
Date	Opp.	TT	UT	A	S/Y	I/Y	PD	FF	FR	ST		TT	UT	A	S/Y	I/Y	PD	FF	FR	ST		TT	UT	A	S/Y	I/Y	PD	FF	FR	ST	
09/03	T.B.											0	0	0	-	-	-	-	-	-	-										
09/11	at NYJ											0	0	0	-	-	-	-	-	-	1										
09/17	Min	0	0	0	-	-	-	-	-	-		0	0	0	-	-	-	-	-	-	1										
09/24	at Mia	0	0	0	-	-	-	-	-	1		0	0	0	-	-	-	-	-	-	-										
10/01	at Den	0	0	0	-	-	-	-	-	-		0	0	0	-	-	-	-	-	-	1										
10/08	Ind	4	4	0	-	1/11	1	-	-	-		0	0	0	-	-	-	-	-	-	1										
10/15	NYJ	0	0	0	-	-	-	-	-	-		1	1	0	-	-	-	-	-	-	-										
10/22	at Ind	0	0	0	-	-	-	-	-	-		0	0	0	-	-	-	-	-	-	1										
11/05	Buf	1	1	0	-	-	-	-	-	-		2	1	1	-	-	-	-	-	-	2										
11/12	at Cle	0	0	0	-	-	-	-	-	-		8	7	1	-	-	1	-	-	-	-										
11/19	Cin	0	0	0	-	-	-	-	1	1		4	3	1	-	-	-	-	-	-	-										
11/23	at Det	0	0	0	-	-	-	-	-	-		2	2	0	-	-	-	-	-	-	-										
12/04	K.C.	0	0	0	-	-	-	-	-	1		3	2	1	-	-	-	-	-	-	-										
12/10	at Chi	0	0	0	-	-	-	-	-	-		0	0	0	-	-	-	-	-	-	-										
12/17	at Buf	0	0	0	-	-	-	-	-	-		0	0	0	-	-	-	-	-	-	-										
12/24	Mia	2	1	1	1/8	-	-	-	-	-		0	0	0	-	-	-	-	-	-	-										
2000	Totals	7	6	1	1/8	1/11	1	0	1	3		20	16	4	0	0	1	0	0	7		11	5	6	0	0	0	0	0	1	0



# 2000 GAME-BY-GAME STATISTICS

## DEFENSIVE STATISTICS (Cont.)

Tabulated from Press Box Statistics (Listed Alphabetically)

OLRICK JOHNSON											TED JOHNSON											TEBUCKY JONES										
Date	Opp.	TT	UT	A	S/Y	I/Y	PD	FF	FR	ST	TT	UT	A	S/Y	I/Y	PD	FF	FR	ST	TT	UT	A	S/Y	I/Y	PD	FF	FR	ST				
09/03	T.B.										3	3	0	-	-	-	-	-	-	-	2	1	1	-	-	-	-	-	-			
09/11	at NYJ										4	3	1	-	-	-	-	-	-	-	3	1	2	-	-	1	-	-				
09/17	Min				signed 9/20/00																0	0	0	-	-	-	-	-				
09/24	at Mia	0	0	0	-	-	-	-	-	-	7	4	3	0.5/5	-	-	-	-	1	-	5	3	2	-	-	-	-	-				
10/01	at Den	0	0	0	-	-	-	-	-	-	4	4	0	-	-	1	-	-	-	-	5	5	0	-	1/0	1	-	-				
10/08	Ind	0	0	0	-	-	-	-	-	-	6	3	3	-	-	1	-	-	-	-	3	2	1	-	1/20	1	-	3				
10/15	NYJ	waived 10/14/00, re-signed 10/21/00									10	8	2	-	-	-	-	-	-	-	3	0	3	-	-	-	-	1				
10/22	at Ind	1	1	0	-	-	-	-	-	1	2	2	0	-	-	-	-	-	-	-	1	1	0	-	-	2	-	-				
11/05	Buf	0	0	0	-	-	-	-	-	1	11	7	4	-	-	-	-	-	-	-	4	3	1	-	-	-	-	2				
11/12	at Cle	3	3	0	-	-	-	-	-	1											7	7	0	-	-	-	-	1				
11/19	Cin	0	0	0	-	-	-	-	-	-											6	3	3	-	-	-	-	3				
11/23	at Det	0	0	0	-	-	-	-	-	-											4	4	0	-	-	-	-	1				
12/04	K.C.	0	0	0	-	-	-	-	-	1	1	1	0	-	-	-	-	-	1	-	6	6	0	-	-	-	-	-				
12/10	at Chi	0	0	0	-	-	-	-	-	-	6	5	1	-	-	-	-	-	1	-	3	3	0	-	-	-	-	-				
12/17	at Buf	0	0	0	-	-	-	-	-	1	5	4	1	-	-	-	-	-	-	-	3	3	0	-	-	1	-	-				
12/24	Mia	0	0	0	-	-	-	-	-	-	4	3	1	-	-	-	-	-	-	-	0	0	0	-	-	-	-	-				
2000	Totals	4	4	0	0	0	0	0	0	5	73	51	22	0.5/5	0	2	0	3	0	0	55	42	13	0	2/20	6	0	0	12			

ANDY KATZENMOYER											ANTONIO LANGHAM											TY LAW										
Date	Opp.	TT	UT	A	S/Y	I/Y	PD	FF	FR	ST	TT	UT	A	S/Y	I/Y	PD	FF	FR	ST	TT	UT	A	S/Y	I/Y	PD	FF	FR	ST				
09/03	T.B.	6	4	2	-	-	-	-	-	-	4	3	1	-	-	1	-	-	-	-	4	3	1	-	-	-	-	-	-			
09/11	at NYJ	2	1	1	-	-	1	-	-	-	1	1	0	-	1/24	1	-	-	-	-	5	3	2	-	-	2	-	-				
09/17	Min	4	3	1	-	-	-	-	-	-	2	1	1	-	-	-	-	-	-	-	9	8	1	-	-	1	-	-				
09/24	at Mia	3	0	3	-	-	-	-	-	-	0	0	0	-	-	-	-	-	-	-	5	3	2	-	1/32	1	-	-				
10/01	at Den	3	3	0	-	-	-	-	-	-	9	9	0	-	-	1	-	-	-	-	7	4	3	-	-	-	-	-				
10/08	Ind	2	1	1	-	-	2	-	-	-	0	0	0	-	-	-	-	-	-	1	0	1	-	1/0	1	-	-					
10/15	NYJ	1	1	0	-	-	1	-	-	-	1	1	0	-	-	-	-	-	-	9	8	1	-	-	-	-	-					
10/22	at Ind	1	1	0	-	-	-	-	-	-	2	1	1	-	-	-	-	-	-	2	2	0	-	-	-	-	-					
11/05	Buf	Placed on Injured Reserve 11/1/00									2	1	1	-	-	-	-	-	-	5	5	0	-	-	-	-	-					
11/12	at Cle										2	2	0	-	-	-	-	-	-	6	6	0	-	-	-	-	-					
11/19	Cin										1	1	0	-	-	-	-	-	-	8	6	2	-	-	1	-	-					
11/23	at Det										3	2	1	-	-	-	-	-	-	7	5	2	-	-	1	-	-					
12/04	K.C.										1	1	0	-	-	-	-	-	-	2	2	0	-	-	4	-	-					
12/10	at Chi										0	0	0	-	-	-	-	-	-	3	2	1	-	-	-	-	-					
12/17	at Buf										3	3	0	-	-	-	-	-	-	1	1	0	-	-	-	-	-					
12/24	Mia										9	9	0	-	-	1	-	-	-	team suspension												
2000	Totals	22	14	8	0	0	4	0	0	0	40	35	5	0	1/24	4	0	0	0	74	58	16	0	2/32	11	0	0	0				

WILLIE MCGINEST											LAWYER MILLOY											BRANDON MITCHELL											
Date	Opp.	TT	UT	A	S/Y	I/Y	PD	FF	FR	ST		TT	UT	A	S/Y	I/Y	PD	FF	FR	ST		TT	UT	A	S/Y	I/Y	PD	FF	FR	ST			
09/03	T.B.	8	7	1	1/11	-	-	-	-	-		5	3	2	-	-	-	-	-	-	-		9	5	4	-	-	-	-	-	-	-	
09/11	at NYJ	2	1	1	-	-	-	-	-	-		1	0	1	-	-	-	-	-	-	-		0	0	0	-	-	-	-	-	-	-	
09/17	Min	5	4	1	-	-	-	-	-	-		11	9	2	-	1/0	1	1	-	-	-		5	1	4	-	-	-	-	-	-	-	
09/24	at Mia											11	8	3	-	-	-	1	-	-		2	0	2	-	-	-	-	-	-	-		
10/01	at Den	5	4	1	1/14	-	1	1	1	-		5	5	0	-	-	1	-	-	-	-		1	1	0	-	-	1	-	-	-	-	
10/08	Ind	2	0	2	-	-	-	-	-	-		7	6	1	-	-	-	-	-	-	-		5	2	3	-	-	-	-	-	-	-	
10/15	NYJ	6	3	3	1/0	-	-	-	-	-		12	9	3	-	-	-	-	-	-	-												
10/22	at Ind	0	0	0	-	-	-	-	-	-		9	7	2	-	-	1	-	-	-	-		0	0	0	-	-	-	-	-	-	-	
11/05	Buf	6	6	0	-	-	-	-	1	-		6	3	3	-	-	-	-	-	-	-												
11/12	at Cle											4	3	1	-	-	1	-	-	-													
11/19	Cin	4	2	2	-	-	-	-	-	-		14	10	4	-	1/2	1	1	-	-	-		3	2	1	-	-	-	-	-	-	-	
11/23	at Det	3	2	1	-	-	-	-	-	-		4	3	1	-	-	-	-	-	-	-		1	1	0	-	-	-	-	-	-	-	
12/04	K.C.	5	2	3	-	-	-	-	-	-		3	3	0	-	-	-	-	-	-	-		2	0	2	-	-	-	-	-	-	-	
12/10	at Chi	8	8	0	-	-	-	-	-	-		12	11	1	-	-	-	-	-	-	-												
12/17	at Buf	4	3	1	2/14	-	-	-	-	-		5	3	2	-	-	-	-	-	-	-												
12/24	Mia	5	3	2	1/0	-	-	-	-	-		12	7	5	-	-	2	-	-	-	-												
2000	Totals	63	45	18	6/39	0	1	1	2	0		121	90	31	0	2/2	6	4	0	0	0		29	13	16	0	0	1	0	0	0	0	



# 2000 GAME-BY-GAME STATISTICS

## DEFENSIVE STATISTICS (CONT.)

Tabulated from Press Box Statistics (Listed Alphabetically)

KATO SERWANGA											CHRIS SLADE											OTIS SMITH										
Date	Opp.	TT	UT	A	S/Y	I/Y	PD	FF	FR	ST	TT	UT	A	S/Y	I/Y	PD	FF	FR	ST	TT	UT	A	S/Y	I/Y	PD	FF	FR	ST				
09/03	T.B.	0	0	0	-	-	-	-	1	1	10	6	4	-	-	-	1	-	-	-	1	1	0	-	-	-	-	-	-			
09/11	at NYJ	0	0	0	-	-	-	-	-	1	3	3	0	-	-	-	-	-	-	-	5	5	0	-	-	2	-	-	-			
09/17	Min	1	1	0	-	-	-	-	-	1	9	6	3	1/1	-	-	-	-	-	-	1	0	1	-	-	-	-	-	-			
09/24	at Mia	2	2	0	-	-	-	-	-	-	5	2	3	0.5/5	-	-	-	-	-	-	0	0	0	-	-	-	-	-	-			
10/01	at Den	1	1	0	1/4	-	-	-	-	-	7	6	1	1/5	-	-	-	-	-	-	2	1	1	-	-	-	-	-	2			
10/08	Ind	5	5	0	-	-	1	-	-	-	5	4	1	-	-	-	-	-	-	7	5	2	-	-	1	-	-	-				
10/15	NYJ	0	0	0	-	-	-	-	-	1	6	2	4	1/4	-	-	-	1	-	-	3	3	0	-	-	1	-	-	-			
10/22	at Ind				inactive						6	5	1	-	-	-	-	-	-	5	5	0	-	-	-	-	-	1				
11/05	Buf	0	0	0	-	-	-	-	-	1	5	3	2	-	-	-	-	-	-	8	8	0	-	-	1	-	-	-				
11/12	at Cle	2	2	0	-	-	1	-	-	-	6	4	2	0.5/2.5	-	-	-	-	-	3	3	0	-	-	1	-	-	-				
11/19	Cin	1	1	0	-	-	-	-	-	-	4	2	2	-	-	-	-	-	-	8	6	2	-	-	1	-	1	-				
11/23	at Det	1	1	0	1/10	-	-	1	1	2	2	2	0	-	-	-	-	-	-	2	1	1	-	-	1	-	-	-				
12/04	K.C.	5	4	1	-	-	-	-	-	1	2	2	0	-	-	-	-	-	-	3	3	0	-	1/56	1	1	1	-				
12/10	at Chi	1	1	0	-	-	-	-	-	1	3	3	0	-	-	-	-	-	-	5	4	1	-	-	1	-	-	-				
12/17	at Buf	1	0	1	-	-	-	-	-	-	4	2	2	-	-	-	-	-	-	10	10	0	-	-	-	-	-	-				
12/24	Mia	3	2	1	-	-	-	-	-	-	2	1	1	-	-	-	-	-	-	6	4	2	-	-	1	-	-	-				
2000 Totals		23	20	3	2/14	0	2	1	2	9	79	53	26	4.0/17.5	0	0	2	0	0	69	59	10	0	1/56	11	1	2	3				

GREG SPIRES											HENRY THOMAS											LARRY WHIGHAM										
Date	Opp.	TT	UT	A	S/Y	I/Y	PD	FF	FR	ST	TT	UT	A	S/Y	I/Y	PD	FF	FR	ST	TT	UT	A	S/Y	I/Y	PD	FF	FR	ST				
09/03	T.B.	0	0	0	-	-	-	-	-	-	2	0	2	-	-	-	-	-	-	-	1	1	0	-	-	-	-	1	-	2		
09/11	at NYJ	0	0	0	-	-	-	-	-	-	3	2	1	1.5/7.5	-	-	-	-	-	-	0	0	0	-	-	-	-	-	-			
09/17	Min	3	1	2	1.5/9	-	-	-	1	-	2	1	1	0.5/5	-	-	-	-	-	-												
09/24	at Mia	1	0	1	-	-	1	-	-	-	3	2	1	-	1/16	1	-	-	-	-												
10/01	at Den	1	1	0	1/12	-	-	1	-	-	1	1	0	-	-	-	-	-	-	-	0	0	0	-	-	-	-	-	1			
10/08	Ind	2	2	0	2/10	-	-	1	-	-	4	3	1	-	-	1	-	-	-	-	8	6	2	-	-	-	-	-	1			
10/15	NYJ	1	0	1	-	-	-	-	-	-	6	5	1	1/5	-	-	-	-	-	-	7	4	3	-	-	-	-	-	1			
10/22	at Ind	0	0	0	-	-	-	-	-	-	1	0	1	-	-	-	-	1	-	-	0	0	0	-	-	-	-	-	-			
11/05	Buf	1	1	0	-	-	-	-	-	-	3	1	2	1/5	-	-	-	-	-	-	0	0	0	-	-	-	-	-	-			
11/12	at Cle	3	2	1	0.5/2.5	-	-	-	-	-	1	1	0	-	-	-	-	-	-	-	0	0	0	-	-	-	-	-	-			
11/19	Cin	3	3	0	1/8	-	-	1	-	-	0	0	0	-	-	-	-	-	-	-	0	0	0	-	-	-	-	-	2			
11/23	at Det	0	0	0	-	-	-	-	-	-	3	2	1	-	-	-	-	-	-	-	0	0	0	-	-	-	-	-	1			
12/04	K.C.	1	1	0	-	-	-	-	-	-	0	0	0	-	-	-	-	-	-	-	0	0	0	-	-	-	-	-	1			
12/10	at Chi	0	0	0	-	-	-	-	-	-	2	2	0	-	-	-	-	-	-	-	0	0	0	-	-	-	-	-	2			
12/17	at Buf	0	0	0	-	-	-	-	-	-	3	2	1	0.5/3.5	-	-	-	1	-	-	3	3	0	-	-	-	-	-	1			
12/24	Mia	1	1	0	-	-	-	-	-	-	8	2	6	-	-	-	-	-	-	-	9	6	3	-	-	2	-	-	1			
2000	Totals	17	12	5	6/41.5	0	1	3	1	0	42	24	18	4.5/26	1/16	2	1	1	0		28	20	8	0	0	2	1	0	13			

DAVID NUGENT													MAUGAULA TUITELE												
Date	Opp.	TT	UT	A	S/Y	I/Y	PD	FF	FR	ST			Date	Opp.	TT	UT	A	S/Y	I/Y	PD	FF	FR	ST		
10/15	NYJ	1	1	0	-	-	-	-	-	-			11/23	at Det.	1	0	1	-	-	-	-	-	-		

## 2000 GAME-BY-GAME SPECIAL TEAMS TACKLES

Tabulated from Press Box Statistics (Listed Alphabetically)

		Carter		Dalton		Davis		Floyd		L. Johnson		Megna		Pass		Paxton		Shaw		Stevens		Vinatieri	
Date	Opp.	TT-S-A		TT-S-A		TT-S-A		TT-S-A		TT-S-A		TT-S-A		TT-S-A		TT-S-A		TT-S-A		TT-S-A		TT-S-A	
09/03	T.B.	0-0-0		0-0-0		0-0-0		0-0-0		0-0-0		0-0-0		0-0-0		0-0-0		0-0-0		0-0-0		0-0-0	
09/11	at NYJ	0-0-0		0-0-0		2-2-0		0-0-0		0-0-0		0-0-0		0-0-0		0-0-0		1-1-0		0-0-0		0-0-0	
09/17	Min	0-0-0		0-0-0		1-1-0		0-0-0		0-0-0		0-0-0		0-0-0		0-0-0		0-0-0		0-0-0		0-0-0	
09/24	at Mia	1-1-0		0-0-0		0-0-0		1-1-0		0-0-0		0-0-0		0-0-0		0-0-0		0-0-0		0-0-0		0-0-0	
10/01	at Den	1-1-0		0-0-0		0-0-0		0-0-0		0-0-0		0-0-0		0-0-0		0-0-0		0-0-0		0-0-0		0-0-0	
10/08	Ind	0-0-0		0-0-0		0-0-0		0-0-0		0-0-0		0-0-0		0-0-0		0-0-0		2-1-1		0-0-0		0-0-0	
10/15	NYJ	1-0-1		0-0-0		0-0-0		0-0-0		0-0-0		0-0-0		0-0-0		0-0-0		4-4-0		0-0-0		0-0-0	
10/22	at Ind	0-0-0		0-0-0		1-1-0		0-0-0		0-0-0		0-0-0		0-0-0		0-0-0		1-1-0		0-0-0		0-0-0	
11/05	Buf	0-0-0		0-0-0		0-0-0		1-1-0		0-0-0		0-0-0		0-0-0		0-0-0		2-2-0		0-0-0		0-0-0	
11/12	at Cle	0-0-0		0-0-0		0-0-0		1-1-0		1-1-0		0-0-0		0-0-0		0-0-0		1-1-0		0-0-0		0-0-0	
11/19	Cin	0-0-0		0-0-0		0-0-0		2-2-0		0-0-0		0-0-0		2-1-1		0-0-0		0-0-0		0-0-0		0-0-0	
11/23	at Det	0-0-0	signed	0-0-0		0-0-0		0-0-0		0-0-0		12/1/00		0-0-0		0-0-0		0-0-0		0-0-0		1-1-0	
12/04	K.C.	1-1-0	12/7/00	0-0-0		0-0-0		0-0-0		0-0-0		1-1-0		0-0-0		0-0-0		3-2-1		0-0-0		0-0-0	
12/10	at Chi	1-1-0	2-2-0	0-0-0		0-0-0		0-0-0		0-0-0		0-0-0		0-0-0		1-1-0		0-0-0		0-0-0		0-0-0	
12/17	at Buf	1-1-0	0-0-0	0-0-0		1-1-0		0-0-0		0-0-0		0-0-0		0-0-0		0-0-0		0-0-0		12/20/00		0-0-0	
12/24	Mia	0-0-0	0-0-0	0-0-0		0-0-0		0-0-0		0-0-0		0-0-0		0-0-0		0-0-0		1-0-1		1-1-0		0-0-0	
2000 Totals		6-5-1		2-2-0		5-5-0		5-5-0		1-1-0		1-1-0		2-1-1		1-1-0		15-12-3		1-1-0		1-1-0	



# 2000 GAME-BY-GAME STATISTICS

## SPECIAL TEAMS TOTALS

### KICKING/PUNTING

#### 2000 Kicking Totals Adam Vinatieri

#### 2000 Punting Totals Lee Johnson

Date	Opponent	XP	XPA	%	FG	FGA	Blk	%	PTS	No.	Yds	Avg	TB	In	20	Lg	B
09/03	Tampa Bay	1	1	100%	1	2	0	50%	4	9	365	40.6	1	5	47	0	
09/11	at New York Jets	1	1	100%	4	5	0	80%	13	4	156	39.0	1	0	51	0	
09/17	Minnesota	1	1	100%	0	1	0	0%	1	4	151	37.8	0	3	46	0	
09/24	at Miami	0	0	--	1	2	0	50%	3	6	279	46.5	0	2	54	0	
10/01	at Denver	4	4	100%	0	0	0	0%	4	6	272	45.3	1	2	56	0	
10/08	Indianapolis	3	3	100%	1	1	0	100%	6	6	261	43.5	1	1	54	0	
10/15	New York Jets	2	2	100%	1	1	0	100%	5	5	181	36.2	0	1	39	0	
10/22	at Indianapolis	2	2	100%	3	3	0	100%	11	2	102	51.0	0	0	52	0	
11/05	Buffalo	1	1	100%	2	2	0	100%	7	8	336	42.0	1	6	51	0	
11/12	at Cleveland	0	0	100%	1	1	0	100%	3	5	221	44.2	0	0	53	0	
11/19	Cincinnati	1	1	100%	3	3	0	100%	10	6	263	43.8	0	4	49	0	
11/23	at Detroit	0	0	100%	3	3	0	100%	9	5	252	50.4	0	1	62	0	
12/04	Kansas City	3	3	100%	3	4	0	75%	12	6	234	39.0	0	1	49	0	
12/10	at Chicago	2	2	100%	1	1	0	100%	5	6	260	43.3	0	0	51	0	
12/17	at Buffalo	1	1	100%	2	3	0	67%	7	7	296	42.3	0	4	48	0	
12/24	Miami	3	3	100%	1	1	0	100.0%	6	4	169	42.3	0	1	51	1	
<b>2000 Totals</b>		<b>25</b>	<b>25</b>	<b>100%</b>	<b>27</b>	<b>33</b>	<b>0</b>	<b>81.8%</b>	<b>106</b>	<b>89</b>	<b>3798</b>	<b>42.7</b>	<b>5</b>	<b>31</b>	<b>62</b>	<b>1</b>	

#### Troy Brown Punt Returns

#### Kevin Faulk Punt Returns

Date	Opponent	No	FC	Yds	Avg	LG	TD	No	FC	Yds	Avg	LG	TD
09/03	Tampa Bay	4	3	118	29.5	66t	1	-	-	-	-	-	-
09/11	at NY Jets	4	1	93	23.3	38	0	-	-	-	-	-	-
09/17	Minnesota	1	0	13	13.0	13	0	3	0	22	7.3	19	0
09/24	at Miami	3	2	25	8.3	16	0	-	-	-	-	-	-
10/01	at Denver	3	1	22	7.3	12	0	-	-	-	-	-	-
10/08	Indianapolis	1	1	15	15.0	15	0	-	-	-	-	-	-
10/15	NY Jets	3	1	35	11.7	20	0	-	-	-	-	-	-
10/22	at Indianapolis	0	2	0	--	-	-	-	-	-	-	-	-
11/05	Buffalo	5	0	64	12.8	25	0	-	-	-	-	-	-
11/12	at Cleveland	3	2	51	17.0	31	0	-	-	-	-	-	-
11/19	Cincinnati	2	1	11	5.5	8	0	-	-	-	-	-	-
11/23	at Detroit	-	-	-	-	-	-	1	1	2	2.0	2	0
12/04	Kansas City	0	2	0	0.0	0	0	2	2	34	17.0	35	0
12/10	at Chicago	3	2	14	4.7	9	0	-	-	-	-	-	-
12/17	at Buffalo	5	0	33	6.6	11	0	-	-	-	-	-	-
12/24	Miami	2	1	10	5.0	6	0	-	-	-	-	-	-
<b>2000 Totals</b>		<b>39</b>	<b>19</b>	<b>504</b>	<b>12.9</b>	<b>66t</b>	<b>1</b>	<b>6</b>	<b>3</b>	<b>58</b>	<b>9.7</b>	<b>35</b>	<b>0</b>

#### Kevin Faulk Kickoff Returns

#### Curtis Jackson Kickoff Returns

#### Tony Simmons Kickoff Returns

#### Shockmain Davis Kickoff Returns

Date	Opp.	No	Yds	Avg	LG	TD	No	Yds	Avg	LG	TD	No	Yds	Avg	LG	TD
09/03	TB	3	85	28.3	40	0	-	-	-	-	-	-	-	-	-	-
09/11	at NYJ	3	75	25.0	30	0	-	-	-	-	-	-	-	-	-	-
09/17	Min	2	56	28.0	33	0	-	-	-	-	-	-	-	-	-	-
09/24	at Mia	1	14	14.0	14	0	-	-	-	-	-	1	32	32.0	32	0
10/01	at Denver	3	73	24.3	32	0	-	-	-	-	-	1	13	13.0	13	0
10/08	Ind	3	44	14.7	24	0	-	-	-	-	-	-	-	-	-	-
10/15	NYJ	5	105	21.0	30	0	-	-	-	-	-	-	-	-	-	-
10/22	at Ind	3	55	18.3	32	0	-	-	-	-	-	-	-	-	-	-
11/05	Buf	1	28	28.0	28	0	-	-	-	-	-	2	45	22.5	32	0
11/12	at Clev	5	109	21.8	40	0	-	-	-	-	-	1	6	6.0	6	0
11/19	Cin	3	61	20.3	24	0	-	-	-	-	-	-	-	-	-	-
11/23	at Det	6	111	18.5	22	0	-	-	-	-	-	-	-	-	-	-
12/04	KC	-	-	-	-	-	4	117	29.3	47	0	-	-	-	-	-
12/10	at Chi	-	-	-	-	-	3	55	18.3	24	0	-	-	-	-	-
12/17	at Buf	-	-	-	-	-	3	85	28.3	38	0	-	-	-	-	-
12/24	Mia	-	-	-	-	-	3	66	22.0	24	0	-	-	-	-	-
<b>2000 Totals</b>		<b>38</b>	<b>816</b>	<b>21.5</b>	<b>40</b>	<b>0</b>	<b>13</b>	<b>323</b>	<b>24.8</b>	<b>47</b>	<b>0</b>	<b>4</b>	<b>82</b>	<b>20.5</b>	<b>39</b>	<b>0</b>

Other Kickoff Returns: J.R. Redmond 1 for 25 yards; Tony Carter 1 for 16 yards; Tedy Bruschi 2 for 13 yards; Bobby Hamilton 1 for 0 yards.



## 2000 HONORS AND AWARDS

### DREW BLEDSOE

- ★ Miller Lite Player of the Week (Week 5)
- ★ AFC Offensive Player of the Week (Week 5)
- ★ *Patriots Football Weekly* Offensive Player of the Year

### TROY BROWN

- ★ Miller Lite Player of the Year
- ★ *Patriots Football Weekly* Special Teams Player of the Year

### TEDY BRUSCHI

- ★ Shaw's Supermarkets 12th Man Award
- ★ Ed Block Courage Award

### CHAD EATON

- ★ AFC Special Teams Player of the Week (Week 16)
- ★ *Patriots Football Weekly* Defensive Player of the Year

### BOBBY HAMILTON

- ★ *Patriots Football Weekly* Unsung Hero

### WILLIE MCGINEST

- ★ All-Madden Team

### LAWYER MILLOY

- ★ AFC Defensive Player of the Week (Week 12)
- ★ All-Madden Team

## MILLER LITE PLAYER OF THE GAME

Date	Opponent	Miller Lite Player, Statistical Info
9/3	Tampa Bay	Troy Brown, 221 total yards, including 66-yard punt return for touchdown
9/11	at NY Jets	Troy Brown, 120 total yards, (93 punt return yards - 27 receiving)
9/17	Minnesota	Kevin Faulk, 189 total yards, including 80 yards rush and touchdown
9/24	at Miami	Lawyer Milloy, Led team with 11 tackles and forced fumble
10/1	at Denver	Drew Bledsoe, 27 attempts, 18 completions, 271 yards, 4 touchdowns
10/8	Indianapolis	Eric Bjornson, 3 catches, 22 yards, - 1 touchdown
10/15	NY Jets	Troy Brown, 108 total yards, including 5 receptions - 73 yards
10/22	Buffalo	Troy Brown, 108 total yards, (64 punt return yards - 49 receiving yards)
10/29	at Indianapolis	J.R. Redmond, 97 rush yards, 5 receptions - 35 yards, touchdown
11/5	Buffalo	Troy Brown, 108 total yards. (64 punt ret. - 49 receptions)
11/12	at Cleveland	Kevin Faulk, 231 total yards., including 109 kickoff return yards
11/19	Cincinnati	Bruce Armstrong, Played in franchise record 207th game
11/23	at Detroit	Adam Vinatieri, 3-3 field goals, increased streak to 14 straight
12/4	Kansas City	Troy Brown, 12 catches - 119 yards, touchdown
12/10	at Chicago	Terry Glenn, 5 catches, 63 yards, touchdown
12/17	at Buffalo	Chad Eaton, 12 tackles, 2 sacks, 2 blocked field goals
12/24	Miami	Drew Bledsoe, 34 attempts, 18 completions, 312 yards, 2 touchdowns



# CHECK YOUR LOCAL LISTINGS

## TOP RANKED PROGRAMS IN THE BOSTON MARKET (WK-BY-WK)

**Week One (8/28-9/3)**  
 #1 Tampa Bay @ Patriots (FOX) .....19.9 / 49  
 #2 Who Wants - Millionaire (ABC) .....13.4 / 20  
 #3 Who Wants - Millionaire (ABC) .....13.2 / 21

**Week Two/Three (9/11-9/17)**  
 #1 MNF Patriots @ NY Jets (ABC).....22.5 / 41  
 #2 Minnesota @ Patriots (FOX) .....21.2 / 40  
 #3 Olympics (NBC).....18.4 / 33

**Week Four (9/18-9/24)**  
 #1 Patriots @ Miami (CBS) .....20.0 / 41  
 #2 Olympic Primetime (NBC) .....16.6 / 29  
 #3 NY Jets @ Tampa Bay (CBS) .....12.4 / 23

**Week Five (9/25-10/1)**  
 #1 Patriots @ Denver (CBS) .....21.5 / 41  
 #2 60 Minutes (CBS) .....14.8 / 23  
 #3 Millionaire Tues. (ABC) .....13.6 / 20

**Week Six (10/2-10/8)**  
 #1 West Wing (NBC) .....24.4 / 36  
 #2 Everybody Loves Ray (CBS) .....21.4 / 38  
 #3 Indy @ Patriots (CBS) .....20.0 / 48

**Week Seven (10/9-10/15)**  
 #1 Will & Grace (NBC) .....26.2 / 37  
 #2 Friends SL (NBC).....26.1 / 38  
 #5 NY Jets @ Patriots (CBS) .....22.3 / 41

**Week Eight (10/16-10/22)**  
 #1 ER (NBC) .....25.4 / 39  
 #2 Will & Grace Special (NBC) .....22.9 / 34  
 #6 Patriots @ Indy (CBS).....19.8 / 27

**Week Ten (10/30-11/5)**  
 #1 Buffalo @ Patriots (CBS) .....25.2 / 49  
 #2 ER (NBC) .....23.8 / 37  
 #3 Friends (NBC) .....19.6 / 30

**Week Eleven (11/6-11/12)**  
 #1 ER (NBC) .....23.4 / 39  
 #2 Will & Grace (NBC) .....21.8 / 31  
 #6 Patriots @ Cleveland (CBS) .....16.4 / 39

**Week Twelve (11/13-11/19)**  
 #1 ER (NBC) .....27.0 / 42  
 #2 Will & Grace (NBC) .....21.3 / 31  
 #3 Cincinnati @ Patriots (CBS) .....21.2 / 49

**Week Thirteen (11/20-11/26)**  
 #1 ER (NBC) .....20.6 / 36  
 #2 Raymond (CBS).....18.0 / 25  
 #5 Patriots @ Detroit (CBS).....16.7 / 47

**Week Fourteen/Fifteen (12/4-12/10)**  
 #1 ER (NBC) .....24.3 / 42  
 #2 Patriots @ Chicago (CBS).....17.8 / 41  
 #5 Kansas City @ Patriots (ABC) .....15.3 / 29

**Week Sixteen (12/11-12/17)**  
 #1 ER (NBC) .....26.9 / 45  
 #2 Patriots @ Buffalo (CBS) .....23.3 / 48  
 #3 Will & Grace (NBC) .....21.0 / 31

**Week Seventeen (12/18-12/24)**  
 #1 Miami @ Patriots (CBS) .....20.9 / 49  
 #2 Law & Order (NBC) .....17.9 / 32  
 #3 West Wing (NBC) .....17.8 / 27

## 2000 PRESEASON RATINGS

Date	Opponent	Affiliate/ Network	Rating/Share	Results
Mon., July 31	Hall of Fame Game	Canton, Ohio		
	vs. San Francisco	ABC*	16.0 / 27	W, 20-0
Fri., Aug. 4	at Detroit	WCVB	10.7 / 22	W, 13-10
Fri., Aug. 11	at Washington	WCVB	13.4 / 25	L, 20-30
Sun., Aug. 20	Tampa Bay	FOX+	10.4 / 23	L, 21-31
Thur., Aug. 24	Carolina	WCVB	13.6 / 23	W, 29-21

\* broadcast nationally on ABC

+ broadcast nationally on FOX

## 2000 REGULAR SEASON RATINGS

Date	Opponent	Network	Rating/Share	Results
Sun., Sept. 3	Tampa Bay	FOX	19.6 / 48	L, 16-21
Mon., Sept. 11	at NY Jets	ABC*	22.5 / 41	L, 19-20
Sun., Sept. 17	Minnesota	FOX	22.0 / 42	L, 13-21
Sun., Sept. 24	at Miami	CBS	20.0 / 41	L, 3-10
Sun., Oct. 1	at Denver	CBS	21.5 / 41	W, 28-19
Sun., Oct. 8	Indianapolis	CBS	20.0 / 48	W, 24-16
Sun., Oct. 15	N.Y. Jets	CBS	22.3 / 41	L, 17-34
Sun., Oct. 22	at Indianapolis	CBS	19.8 / 46	L, 23-30
Sun., Nov. 5	Buffalo	CBS	25.2 / 49	L, 13-16 ot
Sun., Nov. 12	at Cleveland	CBS	16.4 / 39	L, 11-19
Sun., Nov. 19	Cincinnati	CBS	21.2 / 49	W, 16-13
Thur., Nov. 23	at Detroit	CBS#	16.7 / 47	L, 9-34
Mon., Dec. 4	Kansas City	ABC*	15.3 / 29	W, 30-24
Sun., Dec. 10	at Chicago	CBS	17.8 / 41	L, 17-24
Sun., Dec. 17	at Buffalo	CBS	23.3 / 48	W, 13-10 ot
Sun., Dec. 24	Miami	CBS	20.9 / 49	L, 24-27

\* broadcast nationally on ABC

# broadcast nationally on CBS

Note: Each rating point represents one percent of the area's 2.1 million homes. Cable channel ratings are based on the full number of homes, although only 76 percent of area homes have cable service.

## TOP RATED PROGRAMS IN BOSTON

Each week during the 2000 regular season, the telecast of the Patriots game was consistently one of the highest rated programs in the Boston market. Their games were rated among the top three programs in Boston 11 times, including being the top rated show during six different weeks.



# 2000 PLAYER PARTICIPATION CHART

	GP/GS/DNP/INA	Tampa Bay at New York Jets	Minnesota at Miami	at Denver	Indianapolis at New York Jets	at Indianapolis at Buffalo	at Cleveland	Cincinnati	at Detroit	Kansas City at Chicago	at Buffalo	Miami
Andersen, Jason	7/0/0/0	sub	sub	sub	sub	sub	sub	sub	sub	sub	sub	sub
Andruzzi, Joe	11/11/0/1	X	LG	LG	LG	LG	LG	LG	LG	LG	placed on IR	
Armstrong, Bruce	16/16/0/0	LT	LT	LT	LT	LT	LT	LT	LT	LT	LT	LT
Bishop, Michael	8/0/3/5	sub	sub	X	sub	sub	sub	sub	X	dnp	dnp	sub
Bjornson, Eric	8/6/1/1	TE	TE	TE	TE	TE	sub	X	dnp	waived 11/15/00		
Bledsoe, Drew	16/16/0/0	QB	QB	QB	QB	QB	QB	QB	QB	QB	QB	QB
Brady, Tom	1/0/1/14	X	X	X	X	X	X	X	X	dnp	sub	X
Brown, Troy	16/15/0/0	WR	WR	WR	WR	WR	WR	WR	WR	WR	WR	WR
Bruschi, Teddy	16/16/0/0	WLB	WLB	WLB	WLB	WLB	WLB	WLB	WLB	WLB	WLB	WLB
Calloway, Chris	7/2/0/0	sub	sub	sub	WR	WR	sub	released 10/21/00				
Carter, Tony	16/6/0/0	sub	FB	FB	sub	sub	sub	FB	sub	sub	sub	sub
Chatham, Matt	6/0/0/5	sub	sub	sub	X	X	sub	sub	X	placed on IR 11/22/00		
Dalton, Antico	3/0/0/0									signed 12/7/00	sub	sub
Davis, Adam	0/0/0/2	X	X	waived 9/16/00 - signed to practice squad 9/19/00								
Davis, Shockmain	12/1/0/4	X	sub	sub	sub	X	sub	X	sub	WR	sub	X
Eaton, Chad	14/13/0/2	NT	NT	NT	NT	NT	X	X	sub	DT	NT	NT
Eitzmann, Chris	5/1/0/0									signed 10/21/00	sub	sub
Faulk, Kevin	16/9/0/0	RB	RB	RB	RB	RB	RB	sub	RB	sub	sub	sub
Fletcher, Derrick	2/2/1/0	LG	LG	dnp	waived 9/19/00							
Floyd, Chris	11/0/0/1	sub	sub	sub	sub	sub	sub	X	sub	sub	sub	sub
Fontenot, Chris	0/0/0/1	X	waived 9/9/00									
Friesz, John	1/0/5/10	dnp	dnp	dnp	dnp	X	X	X	sub	dnp	X	X
George, Tony	15/0/0/1	sub	sub	sub	sub	sub	sub	sub	sub	sub	sub	sub
Glenn, Terry	16/16/0/0	WR	WR	WR	WR	WR	WR	WR	WR	WR	WR	WR
Grimes, Reggie	8/0/1/7	sub	sub	X	X	X	X	dnp	X	sub	X	sub
Hamilton, Bobby	16/16/0/0	RDE	RDE	RDE	RDE	RDE	RDE	RDE	RDE	RDE	RDE	RDE
Harris, Antwan	14/0/0/2	X	X	sub	sub	sub	sub	sub	sub	sub	sub	sub
Harris, Raymont	1/0/0/1									signed 12/6/00	sub	X
Holmberg, Rob	16/5/0/0	sub	sub	sub	sub	sub	sub	sub	OLB	MLB	MLB	MLB
Isaia, Sale	16/14/0/0	sub	RG	RG	RG	RG	sub	RG	RG	RG	RG	RG
Jackson, Curtis	5/2/0/1									signed 11/15/00	X	sub
Johnson, Garrett	8/21/1/1				signed 10/14/00	sub	dnp	sub	sub	sub	X	DE
Johnson, Lee	16/0/0/0	sub	sub	sub	sub	sub	sub	sub	sub	sub	sub	sub
Johnson, Orlin	12/0/0/0	signed 9/20/00	sub	sub	sub	sub	sub	sub	sub	sub	sub	sub
Johnson, Ted	13/11/0/3	sub	MLB	MLB	MLB	MLB	MLB	MLB	X	X	X	sub
Jones, Tebucky	15/9/0/1	FS	sub	sub	FS	sub	sub	sub	FS	FS	FS	FS
Katzenmoyer, Andy	8/3/0/0	MLB	ILB	sub	ILB	sub	sub	sub	sub	placed on IR 11/1/00		
Klemm, Adrian	5/4/2/1	On physically unable to perform list							X	sub	dnp	dnp
Lane, Max	6/5/0/4	RG	X	X	X	RG	sub	RT	RT	RT	placed on injured reserve 11/14/00	
Langham, Antonio	15/7/0/1	RCB	RCB	FS	RCB	RCB	X	sub	sub	DB	sub	sub
Law, Ty	15/15/0/0	LCB	LCB	LCB	LCB	LCB	LCB	LCB	LCB	LCB	LCB	LCB
Looker, Dane	0/0/0/10	X	X	X	X	X	X	X	X	placed on injured reserve 11/16/00		
McGinest, Willie	14/14/0/2	LDE	LDE	LDE	X	LDE	LDE	LDE	LDE	LDE	LDE	LDE
Megna, Marc	4/0/0/0									claimed off waivers 12/1/00	sub	sub
Milloy, Lawyer	16/16/0/0	SS	SS	SS	SS	SS	SS	SS	SS	SS	SS	SS
Mitchell, Brandon	11/9/0/2	DT	sub	DT	DE	DT	X	DT	DT	DT	placed on IR	
Nugent, David	6/0/0/10	X	X	sub	sub	sub	sub	sub	X	X	X	X
Osborne, Chuck	0/0/0/2											
Pass, Patrick	5/2/0/9	9/16/00	sub	sub	X	X	X	X	X	RB	RB	sub
Paulk, Jeff	1/0/0/0										signed 12/20/00	sub
Paxton, Lonie	16/0/0/0	sub	sub	sub	sub	sub	sub	sub	sub	sub	sub	sub
Rawlings, Josh	0/0/0/6									signed 11/15/00	X	X
Redmond, J.R.	12/5/1/3	sub	sub	X	dnp	sub	sub	sub	RB	sub	RB	RB
Robinson-Randall, Greg	12/4/1/3	sub	sub	sub	sub	sub	X	X	sub	dnp	sub	sub
Ruegamer, Grey	6/0/0/0									signed 11/16/00	sub	sub
Rutledge, Rod	16/11/0/0	sub	sub	sub	TE	sub	sub	TE	TE	TE	TE	TE
Serwanga, Kato	15/0/0/1	sub	sub	sub	sub	sub	sub	sub	X	sub	sub	sub
Shaw, Harold	16/0/0/0	sub	sub	sub	sub	sub	sub	sub	sub	sub	sub	sub
Simmons, Tony	12/2/0/4	WR	sub	X	sub	sub	WR	sub	sub	sub	X	X
Slade, Chris	16/15/0/0	SLB	SLB	SLB	SLB	SLB	SLB	SLB	SLB	SLB	SLB	SLB
Smith, Otis	16/14/0/0	sub	FS	RCB	sub	FS	RCB	RCB	RCB	RCB	RCB	RCB
Spires, Greg	16/2/0/0	sub	sub	sub	sub	sub	sub	DT	sub	sub	sub	sub
Stevens, Matt	1/0/0/0										signed 12/20/00	sub
Thomas, Henry	16/5/0/0	sub	sub	sub	sub	sub	sub	NT	NT	NT	NT	DL
Tuite, Maugaula	1/0/0/0							signed off practice squad 11/22/00	sub	sub	sub	sub
Vinatieri, Adam	16/0/0/0	sub	sub	sub	sub	sub	sub	sub	sub	sub	sub	sub
Whigham, Larry	14/4/0/2	sub	sub	X	X	sub	FS	FS	FS	sub	sub	sub
Wiggins, Jermaine	4/2/0/0									claimed off waivers 11/28/00	sub	TE
Williams, Grant	15/8/0/1	RT	RT	RT	RT	RT	RT	sub	sub	sub	RT	X
Woody, Damien	16/16/0/0	C	C	C	C	C	C	C	C	C	C	C

x - inactive / CAPS - starters / sub - played / dnp - did not play



# 2000 OFFENSIVE/DEFENSIVE STARTERS

Date	Opponent	WR	LT	LG	C	RG	RT	TE	WR	QB	RB	FB
09/03	Tampa Bay	Brown	Armstrong	Fletcher	Woody	Lane	Williams	Bjornson	Glenn	Bledsoe	Faulk	Simmons (WR)
09/11	at New York Jets	Brown	Armstrong	Fletcher	Woody	Isala	Williams	Bjornson	Glenn	Bledsoe	Faulk	Carter
09/17	Minnesota	Brown	Armstrong	Andruzzi	Woody	Isala	Williams	Bjornson	Glenn	Bledsoe	Faulk	Carter
09/24	at Miami	Brown	Armstrong	Andruzzi	Woody	Isala	Williams	Bjornson	Glenn	Bledsoe	Faulk	Calloway (WR)
10/01	at Denver	Brown	Armstrong	Andruzzi	Woody	Lane	Williams	Bjornson	Glenn	Bledsoe	Faulk	Calloway (WR)
10/08	Indianapolis	Brown	Armstrong	Andruzzi	Woody	Isala	Williams	Bjornson	Glenn	Bledsoe	Faulk	Calloway (WR)
10/15	New York Jets	Brown	Armstrong	Andruzzi	Woody	Isala	Williams	Rutledge	Glenn	Bledsoe	Faulk	Simmons (WR)
10/22	at Indianapolis	Brown	Armstrong	Andruzzi	Woody	Isala	Lane	Rutledge	Glenn	Bledsoe	Redmond	Carter
11/05	Buffalo	Brown	Armstrong	Andruzzi	Woody	Isala	Lane	Rutledge	Glenn	Bledsoe	Faulk	Carter
11/12	at Cleveland	Brown	Armstrong	Andruzzi	Woody	Isala	Lane	Rutledge	Glenn	Bledsoe	Redmond	Eitzmann (TE)
11/19	Cincinnati	Brown	Armstrong	Andruzzi	Woody	Isala	Williams	Rutledge	Glenn	Bledsoe	Pass	Carter
11/23	at Detroit	Brown	Armstrong	Andruzzi	Woody	Isala	R-Randall	Rutledge	Glenn	Bledsoe	Pass	Davis (WR)
12/04	Kansas City	Brown	Armstrong	Andruzzi	Woody	Isala	Klemm	Rutledge	Glenn	Bledsoe	Faulk	Jackson (WR)
12/10	at Chicago	Brown	Armstrong	Klemm	Woody	Isala	R-Randall	Rutledge	Glenn	Bledsoe	Redmond	Jackson (WR)
12/17	at Buffalo	Brown	Armstrong	Klemm	Woody	Isala	R-Randall	Rutledge	Glenn	Bledsoe	Redmond	Wiggins (TE)
12/24	Miami	Brown	Armstrong	Klemm	Woody	Isala	R-Randall	Rutledge	Glenn	Bledsoe	Redmond	Wiggins (TE)

Date	Opponent	DE/OLB	DE	NT	RDE	SLB	ILB	WLB	LCB	RCB	SS	FS
09/03	Tampa Bay	McGinest	Mitchell	Eaton	Hamilton	Slade	Katzenmoyer	Bruschi	Law	Langham	Milloy	Jones
09/11	at New York Jets	McGinest	Katzenmoyer (LB)	Eaton	Hamilton	Slade	T. Johnson	Bruschi	Law	Langham	Milloy	Smith
09/17	Minnesota	McGinest	Mitchell	Eaton	Hamilton	Slade	T. Johnson	Bruschi	Law	Smith	Milloy	Langham
09/24	at Miami	Mitchell	Katzenmoyer (LB)	Eaton	Hamilton	Slade	T. Johnson	Bruschi	Law	Langham	Milloy	Jones
10/01	at Denver	McGinest	Mitchell	Eaton	Hamilton	Slade	T. Johnson	Bruschi	Law	Langham	Milloy	Smith
10/08	Indianapolis	McGinest	Mitchell	Eaton	Hamilton	Slade	T. Johnson	Bruschi	Law	Smith	Milloy	Whigham
10/15	New York Jets	McGinest	Spies	Thomas	Hamilton	Slade	T. Johnson	Bruschi	Law	Smith	Milloy	Whigham
10/22	at Indianapolis	McGinest	Mitchell	Thomas	Hamilton	Slade	T. Johnson	Bruschi	Law	Smith	Milloy	Whigham
11/05	Buffalo	McGinest	Holmberg (OLB)	Thomas	Hamilton	Slade	T. Johnson	Bruschi	Law	Smith	Milloy	Jones
11/12	at Cleveland	Spies	Eaton	Thomas	Hamilton	Langham (CB)	Holmberg	Bruschi	Law	Smith	Milloy	Jones
11/19	Cincinnati	McGinest	Mitchell	Eaton	Hamilton	Slade	Holmberg	Bruschi	Law	Smith	Milloy	Jones
11/23	at Detroit	McGinest	Mitchell	Eaton	Hamilton	Slade	Holmberg	Bruschi	Law	Smith	Milloy	Jones
12/04	Kansas City	McGinest	Mitchell	Eaton	Hamilton	Slade	Holmberg	Bruschi	Law	Smith	Milloy	Jones
12/10	at Chicago	McGinest	G. Johnson	Eaton	Hamilton	Slade	T. Johnson	Bruschi	Law	Smith	Milloy	Jones
12/17	at Buffalo	McGinest	G. Johnson	Eaton	Hamilton	Slade	T. Johnson	Bruschi	Law	Smith	Milloy	Jones
12/24	Miami	McGinest	Thomas	Eaton	Hamilton	Slade	T. Johnson	Bruschi	Langham	Smith	Milloy	Whigham



# 2000-2001 TRANSACTIONS BY DATE

## 2000

1/5 Garrett Johnson, signed  
Noel Scarlett, signed  
Kerry Taylor, signed  
1/27 Bill Belichick, named as head coach

2/7 Kelly Malveaux, signed  
2/9 Ben Coates, released  
2/10 Lawyer Milloy, re-signed  
Bruce Armstrong, released  
2/14 Raymont Harris, signed  
Terry Allen, released  
2/22 Lamont Warren, released  
2/28 Troy Brown, re-signed  
2/29 Marc Megna, re-signed  
Eric Bjornson, signed  
Rob Tardio, signed  
Brian Kuklick, signed

3/7 Corey Ivy, waived  
3/9 Aaron Bailey, signed  
3/13 Ed Ellis, re-signed  
Sean Morey, re-signed  
John Munch, signed  
Terry Billups, his tender offer was withdrawn  
3/17 Grant Williams, signed  
Vernon Crawford, released  
3/23 Tedy Bruschi, re-signed  
Zefross Moss, released

4/3 Kato Serwanga, re-signed  
4/10 Lance Scott, signed  
Mike Bartrum, released  
4/19 Signed as a rookie free agent Maurice Anderson, Terrance Beadles, Matt Bumgardner, Adam Davis, Robbie Duncan, Chris Eitzmann, John Eskridge, Rob Gatrell, Reggie Grimes, Chad Holleman, James Kibble, Roshawn Matthews, Lonie Paxton, Scott Pospisil, Ryan Shaw, Jamel Smith, Maugaula Tuitele, Ryan Tujague, Martinez Williams  
4/25 Signed as a rookie free agent Matt Beck, Shockmain Davis, Seneca Gray, Evan Howell, Rodney Rideau, Mike Woods  
4/28 Antonio Langham, signed  
Thad Sheldon, signed as rookie free agent

5/4 Barrin Simpson, signed as rookie free agent  
Brian Kuklick, waived  
Robbie Duncan, waived  
5/8 Jon Harris, signed  
5/12 Kareem Anderson, signed as rookie free agent  
5/16 Derrick Cullors, released  
5/19 Matt Beck, waived  
Seneca Gray, waived  
Kendall Mack, waived  
Roshawn Matthews, waived  
5/25 Kareem Anderson, waived  
Ryan Shaw, waived  
Barrin Simpson, waived  
5/30 J'Juan Cherry, waived  
5/31 Tony Gaiter, signed

6/6 Evan Howell, waived  
6/22 Jon Harris, released  
6/27 Tony Hamler, signed  
6/29 Chad Cascadden, signed  
Patrick Pass, signed

7/12 Adrian Klemm, signed  
Greg Robinson-Randall, signed  
Jeff Marriott, signed  
David Nugent, signed  
Casey Tisdale, signed  
Brent Warren, signed  
7/14 Chris Carter, re-signed  
Dave Stachelski, signed  
Antwan Harris, signed  
Tom Brady, signed  
Tony Ortiz, claimed off waivers (Dallas)  
7/16 Bruce Armstrong, re-signed  
Bobby Hamilton, signed  
Brandon Mitchell, re-signed  
7/17 Ed Ellis, waived  
Kerry Taylor, waived  
7/19 John Eskridge, placed on injured reserve  
7/23 J.R. Redmond, signed  
Rob Holmberg, signed  
7/25 Martinez Williams, waived  
7/28 Chad Holleman, waived  
Thad Sheldon, waived

8/1 Tony Ortiz, waived  
Noel Scarlett, waived  
8/7 Dane Looker, acquired in a trade with the St. Louis Rams for a conditional draft choice  
8/14 Chris Calloway, signed  
Released Aaron Bailey, Vincent Brisby, Matt Bumgardner, Tony Gaiter, Cory Gilliard, Rodney Rideau, Dave Stachelski, Mike Woods  
8/15 James Kibble, waived  
8/17 Rodney Rideau, signed  
8/18 Chad Cascadden, retired  
8/21 Rodney Rideau, released  
Rob Tardio, released  
Casey Tisdale, released  
Ryan Tujague, released  
Brent Warren, released  
8/22 Olrick Johnson, signed  
John Munch, waived  
Tony Hamler, waived  
Terrence Beadles, placed on injured reserve  
Robert Edwards, placed on Non-Football Injury List  
8/23 Otis Smith, signed  
Josh Rawlings, claimed off waivers (Kansas City)  
8/25 Todd Rucci, placed on Non-Football Injury List  
8/27 Lance Scott, placed on injured reserve  
Adrian Klemm, placed on Non-Football Injury List  
Raymont Harris, released  
Waived Maurice Anderson, Chris Carter, Chris Eitzmann, Rob Gatrell, Garrett Johnson, Olrick Johnson, Kelly Malveaux, Jeff Marriott, Marc Megna, Sean Morey, Patrick Pass, Maugaula Tuitele  
8/28 Matt Chatham, claimed off waivers (St. Louis)  
Chris Fontenot, claimed off waivers (Dallas)



## 2000-2001 TRANSACTIONS BY DATE

8/29 Rob Gatrell, signed to the practice squad  
Garrett Johnson, signed to the practice squad  
Olrick Johnson, signed to the practice squad  
Patrick Pass, signed to the practice squad

8/30 Sale Isaia, signed  
Josh Rawlings, waived  
Carl Bradley, signed to the practice squad

9/6 Chris Eitzmann, signed to the practice squad  
Carl Bradley, waived from practice squad

9/9 Joe Andruzzi, signed  
Chris Fontenot, waived

9/16 Patrick Pass, signed to the active roster  
Adam Davis, waived

9/19 Adam Davis, signed to the practice squad  
Derrick Fletcher, waived

9/20 Olrick Johnson, signed to the active roster  
Chris Fontenot, signed to the practice squad

10/9 Chris Fontenot, waived from practice squad

10/11 Andre Dixon, signed onto practice squad

10/14 Garrett Johnson, signed onto active roster  
Olrick Johnson, waived

10/16 Olrick Johnson, signed onto practice squad

10/18 Sean Morey, signed onto practice squad  
Andre Dixon, waived from practice squad

10/21 Olrick Johnson, signed onto active roster  
Chris Eitzmann, signed onto active roster  
Chris Calloway, released  
Jason Andersen, released

10/31 Todd Rucci, released

11/1 Bobby Hamilton, signed to a contract extension  
Adrian Klemm, activated off of the PUP list  
Andy Katzenmoyer, placed on injured reserve  
Tony Gaiter, signed onto practice squad

11/8 Terry Glenn, extended his contract through 2007

11/14 Max Lane, placed on injured reserve  
Tony Gaiter, released from the practice squad

11/15 Curtis Jackson, signed  
Josh Rawlings, signed  
Eric Bjornson, released

11/16 Grey Ruegamer, signed  
Dane Looker, placed on injured reserve  
Tony Gaiter, signed to the practice squad

11/22 Maugaula Tuitele, signed  
Matt Chatham, placed on injured reserve

11/28 Chris Floyd, released  
Jermaine Wiggins, claimed off waivers (NY Jets)  
Antico Dalton, signed to the practice squad

12/1 Marc Megna, claimed off waivers (Cincinnati)  
Maugaula Tuitele, waived  
Chris Eitzmann, placed on injured reserve

12/6 Brandon Mitchell, placed on injured reserve  
Raymont Harris, signed  
Maugaula Tuitele, signed to practice squad  
Sean Morey, released from practice squad

12/7 Joe Andruzzi, placed on injured reserve  
Antico Dalton, signed to active roster  
Jeff Paulk, signed to practice squad

12/13 Chuck Osborne, signed to active roster

12/19 Raymont Harris, released

12/20 Ty Law, placed on reserved/suspended list  
Matt Stevens, claimed off waivers  
Jeff Paulk, signed to active roster  
Brad Costello, signed to the practice squad

### 2001

1/3/01 Adam Davis, signed  
Rob Gatrell, signed  
Sean Morey, signed  
Maugaula Tuitele, signed

2/1/01 Romeo Crennel, hired as defensive coordinator  
Larry Bowie, signed

2/22 John Friesz, released  
Olrick Johnson, released  
Marc Megna, released

2/27 Chris Slade, released

3/6 Larry Izzo, signed

3/7 Drew Bledsoe, signed 10-year contract extension

3/13 Garrett Johnson, re-signed  
Henry Thomas, terminated Contract  
Larry Whigham, terminated Contract  
Tony Hamler, waived

3/16 Mike Vrabel, signed  
Matt Stevens, re-signed

3/19 Marc Edwards, signed  
Kato Serwanga, re-signed

3/20 Joe Panos, signed

3/22 Anthony Pleasant, signed  
Terrance Shaw, signed

3/30 Bert Emanuel, signed

4/2 Mike Compton, signed  
Damon Huard, signed  
David Patten, signed

4/6 Antico Dalton, re-signed  
Reggie Grimes, re-signed

4/11 Jermaine Wiggins, re-signed

4/16 Brandon Mitchell, re-signed  
Lonie Paxton, re-signed

4/19 Shockmain Davis, re-signed

4/26 Antonio Langham, released

4/27 Signed the following rookie free agents: Ryan Burch, Ronney Daniels, Dan Hadenfeldt, Drew Inzer, Yubrenal Isabelle, Ben Leard, Scott McCready, Jace Saylor, Michael Van Raaphorst and Walter Williams.

4/30 Greg Spires, re-signed  
Michael Van Raaphorst, waived

5/4 Max Lane, released

5/7 John Eskridge, waived

5/15 Sale Isaia, released

5/24 Johnny McWilliams, signed  
Emarlos Leroy, claimed off waivers (JAX)  
Ryan Burch, waived

5/25 Emarlos Leroy, failed physical

5/31 Charles Johnson, signed  
Torrance Small, signed

6/5 Riddick Parker, signed

6/7 Antowain Smith, signed

6/8 Ben Leard, waived



# 2000-2001 TRANSACTIONS BY PLAYER

**Ferry Allen, RB**  
2/14/00 Released

**Jason Andersen, OL**  
10/21/00 Released

**Kareem Anderson, P**  
5/12/00 Signed as rookie free agent  
5/25/00 Waived

**Maurice Anderson, DT**  
4/19/00 Signed as rookie free agent  
8/27/00 Waived

**Joe Andruzzi, G**  
9/9/00 Signed  
12/7/00 Placed on injured reserve

**Bruce Armstrong, T**  
2/10/00 Released  
7/16/00 Re-Signed

**Aaron Bailey, WR**  
3/9/00 Signed  
8/14/00 Released

**Mike Bartrum, TE/LS**  
4/10/00 Released

**Terrance Beadles, G**  
4/19/00 Signed as rookie free agent  
8/22/00 Placed on Injured Reserve

**Matt Beck, LB**  
4/25/00 Signed as rookie free agent  
5/19/00 Waived

**Terry Billups, CB**  
3/13/00 Had tender offer withdrawn

**Eric Bjornson, TE**  
2/29/00 Signed  
11/15/00 Released

**Drew Bledsoe, QB**  
3/7/01 Signed a 10-yr contract extension

**Larry Bowie, FB**  
2/1/01 Signed

**Tom Brady, QB**  
7/14/00 Signed

**Vincent Brisby, WR**  
8/14/00 Released

**Troy Brown, WR**  
2/28/00 Re-Signed

**Carl Bradley, DE**  
8/30/00 Signed to practice squad  
9/6/00 Released from practice squad

**Tedy Bruschi, LB**  
3/23/00 Re-Signed

**Matt Bumgardner, WR**  
4/19/00 Signed as rookie free agent  
8/14/00 Released

**Ryan Burch, LS**  
4/27/01 Signed as rookie free agent  
5/24/01 Waived

**Chris Calloway, WR**  
8/14/00 Signed  
10/21/00 Released

**Chris Carter, S**  
7/14/00 Re-Signed  
8/27/00 Waived

**Chad Cascadden, LB**  
6/29/00 Signed  
8/18/00 Retired

**Matt Chatham, LB**  
8/28/00 Claimed off waivers (St.L.)  
11/22/00 Placed on injured reserve

**J'Juan Cherry, CB**  
5/30/00 Waived

**Ben Coates, TE**  
2/9/00 Released

**Mike Compton, OL**  
2/2/01 Signed (UFA-Det)

**Brad Costello, P**  
12/20/00 Signed to practice squad

**Vernon Crawford, LB**  
3/17/00 Released

**Derrick Cullors, RB**  
5/16/00 Released

**Antico Dalton, LB**  
11/28/00 Signed to practice squad  
12/7/00 Signed to active roster  
2/6/01 Re-signed

**Ronney Daniels, WR**  
4/27/01 Signed as rookie free agent

**Adam Davis, G**  
4/19/00 Signed as rookie free agent  
9/16/00 Waived  
9/19/00 Signed to practice squad

**Shockmain Davis, WR**  
4/25/00 Signed as rookie free agent  
4/19/01 Re-signed

**Andre Dixon, CB**  
10/11/00 Signed to practice squad  
10/18/00 Released from practice squad

**Robbie Duncan, CB**  
4/19/00 Signed as rookie free agent  
5/4/00 Waived

**Marc Edwards, FB**  
3/19/01 Signed (UFA-Cle.)

**Robert Edwards, RB**  
8/22/00 Placed on Non-Football Injury List

**Chris Eitzmann, TE**  
4/19/00 Signed as rookie free agent  
8/27/00 Waived  
9/6/00 Signed to practice squad  
10/21/00 Signed onto active roster  
12/1/00 Placed on injured reserve

**Ed Ellis, T**  
2/14/00 Allocated to NFL Europe  
3/13/00 Re-Signed  
7/17/00 Waived

**Bert Emanuel, WR**  
3/30/01 Signed (UFA-Mia)

**John Eskridge, LB**  
4/19/00 Signed as rookie free agent  
7/19/00 Placed on injured reserve  
5/7/01 Waived

**Derrick Fletcher, G**  
9/19/00 Waived

**Chris Floyd, FB**  
11/28/00 Waived

**Chris Fontenot, TE**  
8/28/00 Claimed off waivers (Dal.)  
9/9/00 Waived  
9/20/00 Signed to practice squad  
10/9/00 Released from practice squad

**John Friesz, QB**  
2/22/01 Released

**Tony Gaiter, WR/KR**  
5/31/00 Signed  
8/14/00 Released  
11/1/00 Signed onto practice squad  
11/14/00 Released from practice squad  
11/16/00 Signed to practice squad

**Rob Gattrell, C**  
4/19/00 Signed as rookie free agent  
8/27/00 Waived  
8/29/00 Signed to practice squad

**Cory Gilliard, S**  
8/14/00 Released

**Terry Glenn, WR**  
11/8/00 Signed contract extension

**Seneca Gray, G**  
4/25/00 Signed as rookie free agent  
5/19/00 Waived

**Reggie Grimes, DE**  
4/19/00 Signed as rookie free agent  
4/6/01 Re-signed

**Bobby Hamilton, DE**  
7/16/00 Signed  
11/1/00 Signed contract extension

**Tony Hamler, WR**  
6/27/00 Signed  
8/22/00 Placed on injured reserve  
3/13/01 Waived

**Dan Hadenfeldt, P**  
4/27/01 Signed as rookie free agent

**Antwan Harris, CB**  
7/14/00 Signed

**Jon Harris, DE**  
5/8/00 Signed  
6/22/00 Released

**Raymont Harris, RB**  
2/14/00 Signed  
8/27/00 Released  
12/6/00 Signed  
12/19/00 Released

**Damon Huard, QB**  
2/2/01 Signed (UFA-Mia)

**Chad Holleman, K**  
4/19/00 Signed as rookie free agent  
7/28/00 Waived

**Rob Holmberg, LB**  
7/23/00 Signed

**Evan Howell, CB**  
4/25/00 Signed as rookie free agent  
6/6/00 Waived

**Drew Inzer, OL**  
4/27/01 Signed as rookie free agent

**Yubrenal Isabelle, LB**  
4/27/01 Signed as rookie free agent

**Sale Isaia, G**  
8/30/00 Signed  
5/15/01 Released

**Corey Ivy, CB**  
3/7/00 Waived

**Larry Izzo, LB**  
3/6/01 Signed (UFA-Mia)

**Curtis Jackson, WR**  
11/15/00 Signed

**Charles Johnson, WR**  
5/31/01 Signed

**Garrett Johnson, DT**  
1/5/00 Signed  
2/14/00 Allocated to NFL Europe  
8/27/00 Waived  
8/29/00 Signed to practice squad  
10/14/00 Signed onto active roster  
3/13/01 Re-signed

**Olrick Johnson, LB**  
8/22/00 Signed  
8/27/00 Waived  
8/29/00 Signed to practice squad  
9/20/00 Signed to the active roster  
10/14/00 Waived  
10/16/00 Signed to practice squad  
10/21/00 Signed to the active roster  
2/22/01 Released



# 2000-2001 TRANSACTIONS BY PLAYER

**Andy Katzenmoyer, LB**  
11/1/00 Placed on injured reserve

**James Kibble, K**  
4/19/00 Signed as rookie free agent  
8/15/00 Waived

**Adrian Klemm, T**  
7/12/00 Signed  
8/27/00 Placed on Non-Football Inj. List  
11/1/00 Activated from PUP list

**Brian Kuklick, QB**  
2/29/00 Signed  
5/4/00 Waived

**Max Lane, T/G**  
11/14/00 Placed on Injured Reserve  
5/4/01 Released

**Antonio Langham, CB**  
4/28/00 Signed  
4/26/01 Re-signed

**Ty Law, CB**  
12/20/00 Placed on Reserved/  
Suspended List

**Ben Leard, QB**  
4/27/01 Signed as rookie free agent  
6/8/01 Waived

**Dane Looker, WR**  
8/7/00 Acquired in a trade w/ STL Rams  
for conditional draft choice  
11/16/00 Placed on injured reserve

**Kendall Mack, T**  
5/19/00 Waived

**Kelly Malveaux, CB**  
2/7/00 Signed  
8/27/00 Waived

**Jeff Marriott, DT**  
7/12/00 Signed  
8/27/00 Waived

**Roshawn Matthews, LB**  
4/19/00 Signed as rookie free agent  
5/19/00 Waived

**Scott McCready, WR**  
4/27/01 Signed as rookie free agent

**Johnny McWilliams, TE**  
5/24/01 Signed

**Marc Megna, LB**  
2/14/00 Allocated to NFL Europe  
2/29/00 Re-Signed  
8/27/00 Waived  
12/1/00 Claimed off waivers (Cin.)  
2/22/01 Waived

**Lawyer Milloy, S**  
2/10/00 Re-signed

**Brandon Mitchell, DT**  
7/16/00 Re-signed  
12/6/00 Placed on injured reserve  
4/16/01 Re-signed

**Sean Morey, WR**  
2/14/00 Allocated to NFL Europe  
3/13/00 Re-Signed  
3/27/00 Waived  
10/18/00 Signed onto practice squad  
12/6/00 Released from practice squad

**Zafross Moss, T**  
3/23/00 Released

**John Munch, LB**  
3/13/00 Signed  
8/22/00 Waived

**David Nugent, DT**  
7/12/00 Signed

**Tony Ortiz, LB**  
7/14/00 Claimed off Waivers (Dal.)  
8/1/00 Waived

**Chuck Osborne, DT**  
12/13/00 Signed to active roster

**Joe Panos, G**  
3/20/01 Signed (UFA-Buf)

**Riddick Parker, DT**  
6/5/01 Signed

**Patrick Pass, RB**  
6/29/00 Signed  
8/27/00 Waived  
8/29/00 Signed to practice squad  
9/16/00 Signed to the active roster

**David Patten, WR**  
2/2/01 Signed (UFA-Cle)

**Jeff Paulk, FB**  
12/7/00 Signed to practice squad  
12/20/00 Signed to active roster

**Lonie Paxton, LS**  
4/19/00 Signed as rookie free agent  
Re-signed

**Anthony Pleasant, DE**  
3/22/01 Signed (UFA-SF.)

**Scott Pospisil, DE**  
4/19/00 Signed as rookie free agent  
Waived

**Josh Rawlings, T**  
8/23/00 Claimed off waivers (K.C.)  
8/30/00 Waived  
11/15/00 Signed

**J.R. Redmond, RB**  
7/23/00 Signed

**Rodney Rideau, S**  
4/25/00 Signed as rookie free agent  
8/14/00 Released  
8/17/00 Signed  
8/21/00 Released

**Greg Robinson-Randall, T**  
7/12/00 Signed

**Greg Ruegamer, G**  
11/16/00 Signed

**Todd Rucci, G**  
8/25/00 Placed on Non-Football Injury List  
10/31/00 Released

**Jace Saylor, DL**  
4/27/01 Signed as rookie free agent

**Noel Scarlett, DE**  
1/5/00 Signed  
2/14/00 Allocated to NFL Europe  
8/1/00 Waived

**Lance Scott, G**  
4/10/00 Signed  
8/27/00 Placed on Injured Reserve

**Kato Serwanga, CB**  
4/3/00 Re-Signed  
3/19/01 Re-Signed

**Ryan Shaw, WR**  
4/19/00 Signed as rookie free agent  
5/25/00 Waived

**Terrance Shaw, CB**  
3/22/01 Signed (UFA-Mia)

**Thad Sheldon, LS**  
4/28/00 Signed as rookie free agent  
7/28/00 Waived

**Barrin Simpson, LB**  
5/4/00 Signed as rookie free agent  
5/25/00 Waived

**Chris Slade, LB**  
2/27/01 Released

**Torrance Small, WR**  
5/31/01 Signed

**Antowain Smith, RB**  
6/7/01 Signed

**Jamel Smith, LB**  
4/19/00 Signed as rookie free agent  
Waived

**Otis Smith, CB**  
8/23/00 Signed

**Greg Spires, DE**  
4/30/01 Re-signed

**Dave Stachelski, TE**  
7/14/00 Signed  
8/14/00 Released

**Matt Stevens, S**  
12/20/00 Signed  
3/16/01 Re-signed

**Rob Tardio, TE**  
2/29/00 Signed  
8/21/00 Released

**Kerry Taylor, TE**  
1/5/00 Signed  
7/17/00 Waived

**Henry Thomas, DT**  
3/13/01 Terminated Contract

**Casey Tisdale, LB**  
7/12/00 Signed  
8/21/00 Released

**Maugaula Tutile, LB**  
4/19/00 Signed as rookie free agent  
8/27/00 Waived  
11/22/00 Signed  
12/1/00 Waived  
12/6/00 Signed to the practice squad  
1/3/01 Signed

**Ryan Tujague, T**  
4/19/00 Signed as rookie free agent  
8/21/00 Released

**Michale Van Raaphorst, QB**  
4/27/01 Signed as rookie free agent  
4/30/01 Waived

**Mike Vrabel, LB**  
3/16/01 Signed (UFA-Pitt)

**Brent Warren, G**  
7/12/00 Signed  
8/21/00 Released

**Lamont Warren, RB**  
2/22/00 Released

**Larry Whigham, S**  
3/13/01 Terminated Contract

**Jermaine Wiggins, TE**  
11/28/00 Claimed off of waiver (NYJ)  
4/11/01 Re-signed

**Grant Williams, T**  
3/17/00 Signed

**Martinez Williams, WR**  
4/19/00 Signed as rookie free agent  
7/25/00 Waived

**Walter Williams, WR**  
4/27/01 Signed as rookie free agent

**Mike Woods, CB**  
4/25/00 Signed as rookie free agent  
8/14/00 Waived



## LAST TIME IT HAPPENED

### OVERTIME VICTORY

Patriots 13, Bills 10 at Buffalo, Dec. 17, 2000

### OVERTIME LOSS

Bills 16, Patriots 13 at Foxboro, Nov. 5, 2000

### SHUTOUTS

Patriots: 31-0 over Arizona at Foxboro Sept. 15, 1996  
Opponents: 0-6 New York Jets at Foxboro Nov. 28, 1993

### TOUCHDOWNS SCORED BY OFFENSE, DEFENSE AND SPECIAL TEAMS

Patriots: at Buffalo on Nov. 9, 1997 (kick return, int. return, rush and pass TD)

### OFFENSIVE TEAM TOTALS

#### SCORING A TOUCHDOWN ON OPENING DRIVES

Patriots: at Indianapolis on Oct. 22, 2000 (18-89; 8:43)  
Opponents: at Indianapolis on Oct. 22, 2000 (6-82; 3:39)

#### 400 TOTAL NET YARDS

Patriots: 401 at Indianapolis on Dec. 12, 1999 (57 rush, 344 pass)  
Opponents: 418 vs. Kansas City on Dec. 4, 2000 (68 rush, 350 pass)

#### 500 TOTAL NET YARDS

Patriots: 506, vs. Seattle on Sept. 21, 1986 (120 rush, 386 pass)  
Opponents: 525, at Miami on Sept. 4, 1994 (69 rush, 456 pass)

#### 200 NET YARDS RUSHING

Patriots: 200, at St. Louis on Dec. 13, 1998  
Opponents: 213, at Buffalo on Nov. 15, 1998

#### 300 NET YARDS RUSHING

Patriots: 311, vs. Miami on Dec. 24, 2000  
Opponents: 304, at Philadelphia on Nov. 4, 1990

#### 300 NET YARDS PASSING

Patriots: 344 at Indianapolis on Dec. 12, 1999  
Opponents: 350 vs. Kansas City on Dec. 4, 2000

#### 400 NET YARDS PASSING

Patriots: 414, vs. Miami on Nov. 23, 1998  
Opponents: 413, vs. Jacksonville on Sept. 22, 1996

#### NO SACKS ALLOWED

Patriots: at Indianapolis on Oct. 22, 2000  
Opponents: vs. Kansas City on Dec. 4, 2000

#### NO SACKS ALLOWED BY BOTH TEAMS

Both Teams: at Indianapolis on Oct. 22, 2000

#### NO TURNOVERS - BOTH TEAMS

Both Teams: Patriots vs. Denver on Oct. 24, 1999

### INDIVIDUAL OFFENSIVE PERFORMANCES

#### RUSHING

##### 100 YARDS RUSHING

Patriots: 126, Terry Allen vs. Buffalo on Dec. 26, 1999  
Opponents: 124, Edgerrin James at Indianapolis on Oct. 22, 2000

##### 200 YARDS RUSHING

Patriots: 212, Tony Collins vs. NY Jets on Sept. 18, 1983  
Opponents: 210, Greg Bell vs. Los Angeles on Dec. 24, 1989

#### 2 RUSHING TOUCHDOWNS

Patriots: 2, Terry Allen vs. Denver on Oct. 24, 1999  
Opponents: 3, Curtis Martin vs. New York Jets on Oct. 15, 2000



# LAST TIME IT HAPPENED

## 3 OR MORE RUSHING TOUCHDOWNS

Patriots: 3, Curtis Martin vs. Miami on Nov. 3, 1996  
Opponents: 3, Curtis Martin vs. New York Jets on Oct. 15, 2000

## RECEIVING

### 10 OR MORE RECEPTIONS

Patriots: 11, Terry Glenn (129 yds) vs. Cincinnati on Nov. 19, 2000  
Opponents: 13, Marvin Harrison vs. Indianapolis on Oct. 8, 2000

### 100 YARDS RECEIVING

Patriots: Troy Brown (102 yards) vs. Miami on Dec. 24, 2000  
Opponents: Eddie Kennison (100 yds) at Chicago on Dec. 10, 2000

## 2 RECEIVING TOUCHDOWNS

Patriots: 2, Troy Brown at Denver on Oct. 1, 2000  
Opponents: 2, Wayne Chrebet at New York Jets on Sept. 11, 2000

## 3 OR MORE RECEIVING TOUCHDOWNS

Patriots: 3, Ben Coates at Buffalo on Nov. 26, 1995  
Opponents: none

## PASSING

### 300-YARD PASSER

Patriots: 312, Drew Bledsoe vs. Miami on Dec. 24, 2000  
Opponents: 350, Elvis Grbac vs. Kansas City on Dec. 4, 2000

### 400-YARD PASSER

Patriots: 423, Drew Bledsoe vs. Miami on Nov. 23, 1998  
Opponents: 432, Mark Brunell vs. Jacksonville on Sept. 22, 1996

## 4 TOUCHDOWN PASSES

Patriots: 4, Drew Bledsoe at Denver on Oct. 1, 2000  
Opponents: 4, Vinny Testaverde at New York Jets on Dec. 27, 1998

## 5 TOUCHDOWN PASSES

Patriots: 5, Steve Grogan vs. NY Jets on Sept. 9, 1979  
Opponents: 5, Dan Marino at Miami on Sept. 4, 1996

## MULTIPLE MILESTONE PERFORMANCES

### TWO 100-YARD RUSHERS

Patriots: none  
Opponents: Randall Cunningham (124) and Heath Sherman (113) vs. Philadelphia on Nov. 4, 1990

### 2 RECEIVERS TO HAVE 10 OR MORE RECEPTIONS

Patriots: Leroy Thompson (11), Michael Timpson (10), Ben Coates (10) vs. Minnesota on 11/13/94  
Opponents: none

### TWO 100-YARD RECEIVERS

Patriots: Terry Glenn (129) and Troy Brown (110) vs. Cincinnati on Nov. 19, 2000  
Opponents: Tony Gonzalez (147) and Derrick Alexander (116) vs. Kansas City on Dec. 4, 2000

### 100-YARD RUSHER AND 100-YARD RECEIVER

Patriots: Curtis Martin (104) and Shawn Jefferson (108) at Minnesota on Nov. 2, 1997  
Opponents: Edgerrin James (124) and Marvin Harrison (156) at Indianapolis on Oct. 22, 2000

### 100-YARD RUSHER, 100-YARD RECEIVER, 300-YARD PASSER

Patriots: Curtis Martin (104), Shawn Jefferson (108), Drew Bledsoe (313) at Minnesota on Nov. 2, 1997  
Opponents: none

## INDIVIDUAL DEFENSIVE PERFORMANCES

### INTERCEPTION RETURNED FOR A TOUCHDOWN

Patriots: Ty Law (27 yards) vs. Miami on Oct. 17, 1999  
Opponents: Bryant Westbrook (101 yards) at Detroit on Nov. 23, 2000

### TWO INTERCEPTIONS RETURNED FOR TOUCHDOWNS

Patriots: Andy Katzenmoyer (57 yards) and Ty Law (27 yards) vs. Miami on Oct. 17, 1999



# LAST TIME IT HAPPENED

## FUMBLE RECOVERED IN THE END ZONE FOR A TOUCHDOWN

Patriots: Willie McGinest at New York Jets on Sept. 12, 1999  
Opponents: Mike Lodish vs. Buffalo on Sept. 11, 1994

## FUMBLE RETURNED FOR A TOUCHDOWN

Patriots: Chad Eaton (23 yards) vs. Baltimore on Jan. 2, 2000  
Opponents: Chuck Smith (71 yards) vs. Atlanta on Nov. 8, 1998

## AT LEAST THREE QUARTERBACK SACKS

Patriots: 3, Henry Thomas at St. Louis on Dec. 13, 1998  
Opponents: 3, Mike Mamula at Philadelphia on Dec. 19, 1999

## AT LEAST TWO INTERCEPTIONS

Patriots: 2, Chris Carter vs. Indianapolis on Sept. 19, 1999  
Opponents: 2, Victor Green vs. New York Jets on Oct. 15, 2000

## AT LEAST THREE INTERCEPTIONS

Patriots: 3, Roland James at Buffalo on Oct. 23, 1983  
Opponents: 3, Terry McDaniel vs. LA Raiders on Oct. 9, 1994

## SAFETY

Patriots: Team, Neil O'Donnell intentional grounding in end zone at NY Jets on Oct. 19, 1997  
Opponents: at Denver, Lee Johnson intentionally steps out of the end zone on Oct. 1, 2000

## INDIVIDUAL SPECIAL TEAMS PERFORMANCES

### KICKOFF RETURNED FOR TOUCHDOWN

Patriots: Derrick Cullors (86 yards) at Buffalo on Nov. 9, 1997  
Opponents: Deltha O'Neal (87 yards) at Denver on Oct. 1, 2000 (following free kick due to safety)

### PUNT RETURNED FOR TOUCHDOWN

Patriots: Troy Brown (66 yards) vs. Tampa Bay on Sept. 3, 2000  
Opponents: Russell Copeland (47 yards) at Buffalo on Sept. 5, 1993

### BLOCKED PUNT

Patriots: Larry Whigham at Philadelphia on Dec. 19, 1999  
Opponents: Brock Marion for Miami on Dec. 24, 2000

### BLOCKED PUNT RETURNED/RECOVERED FOR A TOUCHDOWN

Patriots: Tedy Bruschi (4 yards) at Baltimore on Oct. 6, 1996  
Opponents: Mark Higgs (19 yards) at Miami on Oct. 18, 1990

### BLOCKED FIELD GOAL ATTEMPT

Patriots: Chad Eaton at Buffalo on Dec. 17, 2000  
Opponents: Trevor Pryce at Denver on Sept. 7, 1998

### MULTIPLE BLOCKED KICKS

Patriots: Chad Eaton at Buffalo on Dec. 17, 2000 (2 Steve Christie FG Attempts)

### FAKE FIELD GOAL ATTEMPT

Patriots: vs. Indianapolis on Oct. 8, 2000 (Lee Johnson 16-yd pass to Eric Bjornson)  
Opponents: at New York, Sept. 12, 1999 (Tupa run failed to convert 1st down)

### BLOCKED PAT

Patriots: Troy Barnett at Buffalo on Nov. 26, 1995 (Steve Christie)  
Opponents: Brad Ottis at Arizona on Oct. 31, 1999 (Adam Vinatieri)

### PAT KICK MISSED (not blocked)

Patriots: Adam Vinatieri vs. Buffalo on Oct. 27, 1996 (wide left)  
Opponents: Doug Pelfrey at Cincinnati on Sept. 18, 1994 (wide right)

### 4 FIELD GOALS IN A GAME

Patriots: Adam Vinatieri (4 of 5) at New York Jets on Sept. 11, 2000  
Opponents: Olindo Mare (6-of-6) vs. Miami on Oct. 17, 1999

### 5 FIELD GOALS IN A GAME

Patriots: Adam Vinatieri (5-of-6) vs. Jacksonville on Sept. 22, 1996  
Opponents: Olindo Mare (6-of-6) vs. Miami on Oct. 17, 1999



# GAME SUMMARIES - GAME #1

## Tampa Bay Buccaneers at New England Patriots

Sunday, 9/3/00 ★ at Foxboro Stadium, New England (Grass) ★ 1:02 PM EDT (3:03)

Att: 60,292 **Game Weather:** Cloudy **Temp:** 71° F, **Humidity:** 93%, **Wind:** Variable 5 mph

### GAME NOTES

Patriots lost their first regular season home opener in six years and their first home loss in Sept. since 1995.

★ The Patriots drove to the 22-yard line in the final seconds of the game, but both pass attempts into the end zone fell incomplete on that drive and time expired. ★ Troy Brown returned a punt 66 yards for a touchdown and earned Miller Lite Player of the Game honors for the second consecutive game after recording a career-high 221 all-purpose yards, including 118 return yards on 4 punts, 70 rec. yards and 33 rushing yards. ★ Brown moved ahead of Mike Haynes into third place on the Patriots all-time list among punt returners. ★ Brown's punt return was the first by a Patriot since David Meggett scored on a 60-yard return vs. the Giants (12/21/96) and the first in Foxboro since 1986.

### Field Goals (made) & missed

Vinatieri (30) 55s

	1	2	3	4	Total
Tampa Bay	0	14	7	0	21
New England	3	7	0	6	16

### Final Team Statistics

	TB	NE
<b>First Downs</b> .....	17	14
<b>Third Down Eff.</b> .....	6-16-38%	4-17-24%
<b>Fourth Down Eff.</b> .....	0-0-0%	1-2-50%
<b>Total Net Yards</b> .....	296	278
Offensive Plays .....	63	66
<b>Net Yards Rushing</b> .....	140	88
Rushing Plays .....	38	21
<b>Net Yards Passing</b> .....	156	190
Sacked/Yds Lost .....	1/11	6/26
<b>Pass Att.-Comp.-Int.</b> .....	24-12-0	39-26-0
<b>Punts/Avg.</b> .....	10/40.3	9/40.6
<b>Penalties/Yds.</b> .....	4/25	5/33
<b>Fumbles/Lost</b> .....	2/1	2/1
<b>Touchdowns</b> .....	3	2
Rushing .....	2	0
Passing .....	1	1
Returns .....	0	1
<b>Field Goals Made-Att.</b> .....	0-0	1-2
<b>Time of Possession</b> .....	31:35	28:25

### Qtr Time Play Description(Extra Point)(Drive Info)

### Visitor Home

NE	1	12:19	Vinatieri 30 yd FG (7-16, 2:28)	0	3
TB	2	10:41	Alstott 5 yd run (Gramatica kick)(11-80, 5:56)	7	3
NE	2	7:25	Brown 66 yd punt return (Vinatieri kick)	7	10
TB	2	0:31	Anthony 8 yd pass from S. King (Gramatica kick)(4-50, 1:07)	14	10
TB	3	3:09	Alstott 3 yd run (Gramatica kick) (4-24, 2:00)	21	10
NE	4	3:01	Glenn 39 yd pass from Bledsoe (4-60, 1:17)	21	16

### Individual Statistics

Tampa Bay Buccaneers								New England Patriots							
Rushing	Att	Yds	Avg	Lg	TD			Rushing	Att	Yds	Avg	Lg	TD		
W. Dunn	16	56	3.5	10	0			T. Brown	2	33	16.5	35	0		
M. Alstott	16	54	3.4	12	2			D. Bledsoe	8	30	3.8	10	0		
S. King	4	21	5.3	10	0			K. Faulk	10	21	2.1	7	0		
J. Green	1	6	6.0	6	0			A. Carter	1	4	4.0	4	0		
K. Johnson	1	3	3.0	3	0										
<b>Total</b>	<b>38</b>	<b>140</b>	<b>3.7</b>	<b>12</b>	<b>2</b>			<b>Total</b>	<b>21</b>	<b>88</b>	<b>4.2</b>	<b>35</b>	<b>0</b>		
Passing	Att	Cmp	Yds	S/YL	TD	LG	I	Passing	Att	Cmp	Yds	S/YL	TD	LG	I
S. King	24	12	167	1/11	1	34	0	D. Bledsoe	39	26	216	6/26	1	39t	0
Receiving	Att	Yds	Avg	Lg	TD			Receiving	Att	Yds	Avg	Lg	TD		
K. Johnson	4	64	16.0	27	0			K. Faulk	11	62	5.6	10	0		
J. Green	2	67	33.5	34	0			T. Brown	7	70	10.0	26	0		
R. Anthony	1	8	8.0	8t	1			T. Glenn	4	56	14.0	39t	1		
K. Williams	1	8	8.0	8	0			E. Bjornson	2	15	7.5	11	0		
M. Alstott	1	6	6.0	6	0			T. Simmons	1	9	9.0	9	0		
D. Moore	1	6	6.0	6	0			R. Rutledge	1	4	4.0	4	0		
W. Dunn	1	5	5.0	5	0										
R. Abdullah	1	3	3.0	3	0										
<b>Total</b>	<b>12</b>	<b>167</b>	<b>13.9</b>	<b>34</b>	<b>1</b>			<b>Total</b>	<b>26</b>	<b>216</b>	<b>8.3</b>	<b>39t</b>	<b>1</b>		
Interceptions	No	Yds	Avg	Lg	TD			Interceptions	No	Yds	Avg	Lg	TD		
None								None							
Punting	No	Yds	Avg	TB	In20	LG		Punting	No	Yds	Avg	TB	In20	LG	
M. Royals	10	403	40.3	1	1	50		L. Johnson	9	365	40.6	1	5	47	
Punt Returns	No	FC	Yds	Lg	TD			Punt Returns	No	FC	Yds	Lg	TD		
K. Williams	3	4	13	11	0			T. Brown	4	3	118	66t	1		
Kick Returns	No	FC	Yds	Lg	TD			Kick Returns	No	FC	Yds	Lg	TD		
K. Williams	3	0	88	33	0			K. Faulk	3	0	85	40	0		



# GAME SUMMARIES - GAME #2

## New England Patriots at New York Jets

Monday, 9/11/00 ★ at The Meadowlands (Grass) ★ 9:09 PM EDT (3:09)

Att: 77,687 **Game Weather:** Fair **Temp:** 72° F, **Humidity:** 76%, **Wind:** S 5 mph

### GAME NOTES

The Patriots fell to 0-2 after allowing the Jets to score 13 unanswered points in the final 10 minutes of the game ★ Troy Brown earned Player of the Game honors for the third consecutive game after compiling 120 all-purpose yards ★ Kevin Faulk established personal bests with 82 yards rushing on 21 carries ★ Eric Bjornson tied for a team-high with six receptions and scored his first touchdown as a Patriot to give the team a 19-7 lead. His six receptions was the most by a Patriots TE since Ben Coates had six on Dec. 6, 1998 ★ The Patriots controlled the ball for 38:00, the most since controlling the ball 38:24 vs. Pittsburgh (12/6/98) ★ Antonio Langham recorded his first interception as a Patriot.

### Field Goals (made) & missed

Vinatieri (32)(35)(30)(33)29wl

Score by Qtrs	1	2	3	4	Total
New England	3	9	0	7	19
New York Jets	7	0	0	13	20

### Final Team Statistics

	NE	NYJ
<b>First Downs</b> .....	21	18
<b>Third Down Eff.</b> .....	11-22-50%	5-12-42%
<b>Fourth Down Eff.</b> .....	1-2-50%	1-1-100%
<b>Total Net Yards</b> .....	293	330
Offensive Plays.....	83	56
<b>Net Yards Rushing</b> .....	100	59
Rushing Plays.....	34	17
<b>Net Yards Passing</b> .....	193	271
Sacked/Yds Lost.....	6/36	2/10
<b>Pass Att.-Comp.-Int</b> .....	43-25-0	37-16-1
<b>Punts/Avg.</b> .....	4/39.0	6/50.3
<b>Penalties/Yds.</b> .....	3/8	6/69
<b>Fumbles/Lost</b> .....	0/0	2/0
<b>Touchdowns</b> .....	1	3
Rushing.....	0	0
Passing.....	1	3
Returns.....	0	0
<b>Field Goals Made-Att.</b> .....	1-1	2-3
<b>Time of Possession</b> .....	38:00	22:00

### Qtr Time Play Description(Extra Point)(Drive Info)

	Qtr	Time	Play Description(Extra Point)(Drive Info)	Visitor	Home
NE	1	9:51	Vinatieri 32 yd field goal (7-30, 3:18)	3	0
NYJ	1	3:48	Baxter 4 yd pass from Testaverde (Hall kick) (12-74, 6:03)	3	7
NE	2	12:23	Vinatieri 35 yd field goal (13-62, 6:25)	6	7
NE	2	11:13	Vinatieri 30 yd field goal (4-2, 0:51)	9	7
NE	2	2:45	Vinatieri 33 yd field goal (7-19, 3:04)	12	7
NE	4	9:56	Bjornson 6 yd pass from Bledsoe (14-72, 6:17)	19	7
NYJ	4	6:25	Chrebet 2 yd pass from Testaverde (Hall kick)(10-85, 3:31)	19	14
NYJ	4	1:55	Chrebet 28 yd pass from Testaverde (run failed)(8-72, 0:33)	19	20

### Individual Statistics

#### New England Patriots

Rushing	Att	Yds	Avg	Lg	TD
K. Faulk	21	82	3.9	11	0
D. Bledsoe	3	10	3.3	7	0
T. Carter	2	7	3.5	4	0
J. Redmond	5	2	0.4	4	0
M. Bishop	1	2	2.0	2	0
C. Floyd	1	-1	-1.0	-1	0
T. Glenn	1	-2	-2.0	-2	0
<b>Total</b>	<b>34</b>	<b>100</b>	<b>2.9</b>	<b>11</b>	<b>0</b>

Passing	Att	Cmp	Yds	S/YL	TD	LG	I
D. Bledsoe	43	25	229	6/36	1	22	0

Receiving	Att	Yds	Avg	Lg	TD
T. Glenn	6	81	13.5	20	0
E. Bjornson	6	39	6.5	19	1
T. Brown	4	27	6.8	9	0
K. Faulk	4	23	5.7	10	0
T. Carter	2	11	5.5	6	0
C. Calloway	1	22	22.0	22	0
C. Floyd	1	21	21.0	21	0
T. Simmons	1	5	5.0	5	0
<b>Total</b>	<b>25</b>	<b>229</b>	<b>9.2</b>	<b>22</b>	<b>1</b>

Interceptions	No	Yds	Avg	Lg	TD
A. Langham	1	24	24.0	24	0

Punting	No	Yds	Avg	TB	In20	LG
L. Johnson	4	156	39.0	1	0	51

Punt Returns	No	FC	Yds	Lg	TD
T. Brown	4	1	93	38	0

#### New York Jets

Rushing	Att	Yds	Avg	Lg	TD
C. Martin	11	47	4.3	13	0
R. Anderson	2	10	5.0	6	0
W. Hayes	1	2	2.0	2	0
V. Testaverde	3	0	0.0	3	0

Total	17	59	3.5	13	0
-------	----	----	-----	----	---

Passing	Att	Cmp	Yds	S/YL	TD	LG	I
V. Testaverde	37	16	281	2/10	3	44	1

Receiving	Att	Yds	Avg	Lg	TD
R. Anderson	6	88	14.7	22	0
D. Ward	4	100	25.0	44	0
W. Chrebet	4	71	17.8	28t	2
V. Brisby	1	18	18.0	18	0
F. Baxter	1	4	4.0	4t	1
<b>Total</b>	<b>16</b>	<b>281</b>	<b>17.6</b>	<b>44</b>	<b>3</b>

Interceptions	No	Yds	Avg	TB	In20	LG
None						

Punting	No	Yds	Avg	TB	In20	LG
T. Tupa	6	302	50.3	1	1	62

Punt Returns	No	FC	Yds	Lg	TD
D. Ward	1	0	5	5	0
D. Dunn	1	0	0	0	0



# GAME SUMMARIES - GAME #3

## Minnesota Vikings at New England Patriots

Sunday, 9/17/00 ★ at Foxboro Stadium (Grass) ★ 4:15 PM EDT (3:00)

Att: 60,292 **Game Weather:** Partly Cloudy **Temp:** 70° F, **Wind:** West 15 mph

### GAME NOTES

The Patriots fell to 0-3 after scoring on just two of their five trips inside the "Red Zone" ★ Took their first possession 61 yards on five plays to score a touchdown, their first opening drive touchdown since Oct. 12, 1997 vs. the Bills ★ Lawyer Milloy forced both turnovers for the Patriots, intercepting his 16th career pass and forcing a fumble (recovered by Greg Spires) ★ Henry Thomas appeared in his 200th career game and assisted on a sack on Culpepper ★ The Patriots have not allowed a 100-yard rusher or a 300-yard passer for the sixth consecutive game ★ Kevin Faulk was named Patriots Player of the Game for his 189 all-purpose yards, including 111 from scrimmage.

### Field Goals (made) & missed Vinatieri 44w/

Score by Qtrs	1	2	3	4	Total
Minnesota Vikings	7	14	0	0	21
New England Patriots	7	0	0	6	13

### Final Team Statistics

	MIN	NE
First Downs	23	18
Third Down Eff.	10-17-59%	5-12-42%
Fourth Down Eff.	1-1-100%	0-2-0%
Total Net Yards	315	267
Offensive Plays	75	56
Net Yards Rushing	154	103
Rushing Plays	43	18
Net Yards Passing	161	164
Sacked/Yds Lost	4/16	3/26
Pass Att.-Comp.-Int.	28-19-1	35-21-1
Punts/Avg.	5/40.8	4/37.8
Penalties/Yds	5/61	9/64
Fumbles/Lost	2/1	0/0
Touchdowns	3	2
Rushing	1	1
Passing	2	1
Returns	0	0
Field Goals Made-Att.	3-3	1-2
Time of Possession	39:08	20:52

Qtr	Time	Play Description(Extra Point)(Drive Info)	Visitor	Home
MIN 1	6:06	Smith 4 yd run (Anderson kick) (17-73, 8:54)	7	0
NE 1	4:15	Faulk 2 yd run (Vinatieri kick) (5-61, 1:51)	7	7
MIN 2	9:53	McWilliams 1 yd pass from Culpepper (Anderson kick)(16-80, 9:22)	14	7
MIN 2	5:18	Hatchette 39 yd pass from Culpepper (Anderson kick)(5-53, 3:04)	21	7
NE 4	11:11	Glenn 8 yd pass from Bledsoe (run failed)(6-43, 2:14)	21	13

### Individual Statistics

Minnesota Vikings							New England Patriots								
Rushing	Att	Yds	Avg	Lg	TD		Rushing	Att	Yds	Avg	Lg	TD			
R. Smith	29	91	3.1	7	1		K. Faulk	13	80	6.2	17	1			
D. Culpepper	12	59	4.9	13	0		D. Bledsoe	3	21	7.0	9	0			
J. Kleinsasser	2	4	2.0	2	0		T. Carter	1	1	1.0	1	0			
							P. Pass	1	1	1.0	1	0			
Total	43	154	3.6	13	1		Total	18	103	5.7	17	1			
Passing	Att	Cmp	Yds	S/YL	TD	LG	I	Passing	Att	Cmp	Yds	S/YL	TD	LG	I
D. Culpepper	28	19	177	4/16	2	39t	1	D. Bledsoe	35	21	190	3/26	1	23	1
Receiving	Att	Yds	Avg	Lg	TD			Receiving	Att	Yds	Avg	Lg	TD		
C. Carter	7	67	9.6	27	0			T. Glenn	8	69	8.6	17	1		
J. McWilliams	3	16	5.3	8	1			T. Brown	7	62	8.9	13	0		
M. Hatchette	2	46	23.0	39t	1			K. Faulk	3	31	10.3	23	0		
R. Moss	2	20	10.0	13	0			E. Bjornson	2	13	6.5	10	0		
R. Smith	2	12	6.0	12	0			C. Calloway	1	15	15.0	15	0		
C. Walsh	1	8	8.0	8	0										
J. Davis	1	5	5.0	5	0										
J. Kleinsasser	1	3	3.0	3	0										
Total	19	177	9.3	39	2			Total	21	190	9.0	23	1		
Interceptions	No	Yds	Avg	Lg	TD			Interceptions	No	Yds	Avg	Lg	TD		
C. Dishman	1	0	0.0	0	0			L. Milloy	1	0	0.0	0	0		
Punting	No	Yds	Avg	TB	In20	LG		Punting	No	Yds	Avg	TB	In20	LG	
M. Berger	5	204	40.8	0	1	47		L. Johnson	4	151	37.8	0	3	46	
Punt Returns	No	FC	Yds	Lg	TD			Punt Returns	No	FC	Yds	Lg	TD		
C. Walsh	1	0	11	11	0			K. Faulk	3	0	22	19	0		
D. Palmer	1	2	-3	-3	0			T. Brown	1	0	13	13	0		
Kickoff Returns	No	FC	Yds	Lg	TD			Kickoff Returns	No	FC	Yds	Lg	TD		
M. Williams	1	0	27	27	0			K. Faulk	2	0	56	33	0		
T. Carter	1	0	24	24	0			S. Davis	1	0	32	32	0		



# GAME SUMMARIES - GAME #4

## New England Patriots at Miami Dolphins

Sunday, 9/24/00 ★ at Pro Player Stadium (Grass) ★ 1:03 PM EDT (2:54)

Att: 73,344 **Game Weather:** Clear Skies **Temp:** 88° F, **Humidity:** 63%, **Wind:** East 12 mph

### GAME NOTES

The Patriots fell to 0-4 after another game of missed opportunities in a 10-3 loss to the Dolphins ★ The Patriots first four opponents have combined for a 13-2 record ★ Henry Thomas and Ty Law gave the Patriots their first multiple interception game of the season ★ Law's was the 21st of his career, tying Don Webb for ninth place in franchise history ★ Lawyer Milloy earned Player of the Game honors after leading the team with 11 tackles and forcing a fumble in the game ★ For the fourth consecutive game, the Patriots had a chance to win or tie the game on their final possession ★ Drove to the Miami 5-yard line with just over a minute to play, but could not complete either of their last two passes into the end zone.

### Field Goals (made) & missed

Vinatieri (40) 53cr	Mare (43)				
Score by Qtrs	1	2	3	4	Total
New England Patriots	0	3	0	0	3
Miami Dolphins	0	10	0	0	10

### Final Team Statistics

	NE	MIA
<b>First Downs</b> .....	12	12
<b>Third Down Eff.</b> .....	4-16-25%	6-14-43%
<b>Fourth Down Eff.</b> .....	2-4-50%	1-1-100%
<b>Total Net Yards</b> .....	210	242
Offensive Plays .....	64	58
<b>Net Yards Rushing</b> .....	56	99
Rushing Plays .....	29	33
<b>Net Yards Passing</b> .....	154	143
Sacked/Yds Lost .....	2/7	1/10
<b>Pass Att.-Comp.-Int</b> .....	33-16-1	24-12-2
<b>Punts/Avg.</b> .....	6/46.5	6/44.0
<b>Penalties/Yds</b> .....	3/30	5/40
<b>Fumbles/Lost</b> .....	2/1	1/1
<b>Touchdowns</b> .....	0	1
Rushing .....	0	0
Passing .....	0	1
Returns .....	0	0
<b>Field Goals Made-Att.</b> .....	1-2	1-1
<b>Time of Possession</b> .....	29:58	30:02

Qtr	Time	Play Description(Extra Point)(Drive Info)	Visitor	Home
NE	2 14:43	Vinatieri 40 yd field goal (12-43, 4:48)	3	0
MIA	2 11:30	Emanuel 53 yd pass from Fiedler(Mare kick) (6-70, 3:13)	3	7
MIA	2 0:07	Mare 43 yd field goal (7-36, 0:59)	3	10

### Individual Statistics

New England Patriots							Miami Dolphins								
Rushing	Att	Yds	Avg	Lg	TD		Rushing	Att	Yds	Avg	Lg	TD			
K. Faulk	21	46	2.2	8	0		L. Smith	20	42	2.1	9	0			
T. Carter	2	8	4.0	7	0		T. Thomas	4	37	9.3	25	0			
D. Bledsoe	2	5	2.5	4	0		J. Fiedler	8	21	2.6	10	0			
H. Shaw	3	2	0.7	3	0		B. Emanuel	1	-1	-1.0	-1	0			
T. Brown	1	-5	-5.0	-5	0										
Total	29	56	1.9	8	0		Total	33	99	3.0	25	0			
Passing	Att	Cmp	Yds	S/YL	TD	LG	I	Passing	Att	Cmp	Yds	S/YL	TD	LG	I
D. Bledsoe	33	16	161	2/7	0	28	1	Fiedler	24	12	153	1/10	1	53	2
Receiving	Att	Yds	Avg	Lg	TD			Receiving	Att	Yds	Avg	Lg	TD		
T. Glenn	5	65	13.0	28	0			O. Gadsden	4	60	15.0	44	0		
T. Brown	4	38	9.5	15	0			L. Shepherd	3	23	7.7	12	0		
E. Bjornson	2	15	7.5	11	0			B. Emanuel	2	58	29.0	53t	1		
H. Shaw	2	11	5.5	8	0			R. Konrad	2	11	5.5	8	0		
C. Calloway	1	17	17.0	17	0			T. Thomas	1	1	1.0	1	0		
T. Simmons	1	9	9.0	9	0										
K. Faulk	1	6	6.0	6	0										
Total	16	161	10.1	28	0			Total	12	153	12.8	53	1		
Interceptions	No	Yds	Avg	Lg	TD			Interceptions	No	Yds	Avg	Lg	TD		
T. Law	1	32	32.0	32	0			G. Jeffries	1	3	3.0	3	0		
H. Thomas	1	16	16.0	16	0										
Punting	No	Yds	Avg	TB	In20	LG		Punting	No	Yds	Avg	TB	In20	LG	
L. Johnson	6	279	46.5	0	2	54		M. Turk	6	264	44.0	1	1	54	
Punt Returns	No	FC	Yds	Lg	TD			Punt Returns	No	FC	Yds	Lg	TD		
T. Brown	3	2	25	16	0			L. Shepherd	2	1	32	32	0		
								B. Kelly	2	0	18	10	0		
Kickoff Returns	No	FC	Yds	Lg	TD			Kickoff Returns	No	FC	Yds	Lg	TD		
K. Faulk	1	0	14	14	0			B. Marion	1	0	25	25	0		
S. Davis	1	0	13	13	0										



# GAME SUMMARIES - GAME #5

## New England Patriots at Denver Broncos

Sunday, 10/1/00 ★ at Mile High Stadium (Grass) ★ 2:06 PM MDT (3:05)

Att: 75,684 **Game Weather:** Sunny **Temp:** 80° F, **Humidity:** 18%, **Wind:** SE 6 mph

### GAME NOTES

The Patriots won their first game of the season in Denver, their first win in the Mile High City in 32 years ★ Drew Bledsoe earned the NFL's Miller Lite Player of the Week honors after completing 18-of-27 passes for 271 yards and four touchdowns ★ Willie McGinest forced and recovered a fumble on a sack of Brian Griese on the fourth play of the game. The Patriots scored four plays later. It was the eighth take-away of the season but the first the Patriots converted for a touchdown ★ Troy Brown scored receiving touchdowns to cap each of the Patriots first two possessions. It was the first time the Patriots had scored touchdowns on their first two possessions since 1996 ★ The Patriots scored on each of their three drives into the red zone and have scored TDs on six of their last 11 drives in the red zone.

### Field Goals (made) & missed

J. Nedney (20), 43wr

Score by Qtrs	1	2	3	4	Total
New England Patriots	14	7	7	0	28
Denver Broncos	0	3	8	8	19

### Final Team Statistics

	NE	DEN
First Downs	19	26
Third Down Eff.	5-13-38%	7-17-41%
Fourth Down Eff.	0-1-0%	1-2-50%
Total Net Yards	314	405
Offensive Plays	57	75
Net Yards Rushing	54	79
Rushing Plays	27	21
Net Yards Passing	260	326
Sacked/Yds Lost	3/11	4/35
Pass Att.-Comp.-Int	27-18-1	50-31-1
Punts/Avg.	6/45.3	5/49.2
Penalties/Yds	5/17	7/50
Fumbles/Lost	0/0	2/1
Touchdowns	4	2
Rushing	0	0
Passing	4	1
Returns	0	1
Field Goals Made-Att.	0-0	1-2
Time of Possession	27:12	32:48

### Qtr Time Play Description(Extra Point)(Drive Info)

	Qtr	Time	Play Description(Extra Point)(Drive Info)	Visitor	Home
NE	1	11:48	Brown 11 yd pass from Bledsoe (Vinatieri kick) (4-29, 1:07)	7	0
NE	1	7:59	Brown 44 yd pass from Bledsoe (Vinatieri kick) (3-76, 1:18)	14	0
DEN	2	10:33	Nedney 20 yd field goal (16-88, 8:02)	14	3
NE	2	0:25	Redmond 12 yd pass from Bledsoe (Vinatieri kick) (9-80, 2:02)	21	3
DEN	3	5:14	L. Johnson OB in end zone for a safety	21	5
DEN	3	4:56	O'Neal 87 yd kickoff return (run failed)(0-0, 0:18)	21	11
NE	3	0:43	Glenn 9 yd pass from Bledsoe (Vinatieri kick) (7-77, 4:13)	28	11
DEN	4	1:56	McGriff 43 yd pass from Bledsoe (Griese-McCaffrey pass)(7-81, 1:51)	28	19

### Individual Statistics

New England Patriots							Denver Broncos								
Rushing	Att	Yds	Avg	Lg	TD		Rushing	Att	Yds	Avg	Lg	TD			
K. Faulk	9	40	4.4	13	0		B. Griese	6	29	4.8	12	0			
J. Redmond	6	15	2.5	5	0		M. Anderson	6	26	4.3	18	0			
H. Shaw	3	3	1.0	4	0		T. Davis	9	24	2.7	11	0			
D. Bledsoe	4	-2	-0.5	1	0										
M. Bishop	2	0	0.0	2	0										
T. Carter	1	-1	-1.0	-1	0										
C. Floyd	1	0	0.0	0	0										
L. Johnson	1	-1	-1.0	-1	0										
Total	27	54	2.0	13	0		Total	21	79	3.8	18	0			
Passing	Att	Cmp	Yds	S/YL	TD	LG	I	Passing	Att	Cmp	Yds	S/YL	TD	LG	I
D. Bledsoe	27	18	271	3/11	4	44t	1	B. Griese	50	31	361	4/35	1	43t	1
Receiving	Att	Yds	Avg	Lg	TD			Receiving	Att	Yds	Avg	Lg	TD		
T. Glenn	6	76	12.0	17	1			R. Smith	13	160	12.3	27	0		
T. Brown	5	108	21.6	44t	2			E. McCaffrey	9	91	10.1	21	0		
E. Bjornson	2	20	10.0	14	0			D. Carswell	3	21	7.0	8	0		
J. Redmond	2	17	8.5	12t	1			B. Chamberlain	2	35	17.5	26	0		
K. Faulk	1	26	26.0	26	0			T. McGriff	1	43	43.0	43t	1		
C. Calloway	1	13	13.0	13	0			M. Anderson	1	6	6.0	6	0		
T. Simmons	1	11	11.0	11	0			De. Clark	1	4	4.0	4	0		
								H. Griffith	1	1	1.0	1	0		
Total	18	271	15.1	44	4			Total	31	361	11.6	43	1		
Interceptions	No	Yds	Avg	Lg	TD			Interceptions	No	Yds	Avg	Lg	TD		
T. Jones	1	0	0.0	0	0			T. Buckley	1	9	9.0	9	0		
Punting	No	Yds	Avg	TB	In20	LG		Punting	No	Yds	Avg	TB	In20	LG	
L. Johnson	6	272	45.3	1	2	56		T. Rouen	5	246	49.2	1	1	62	
Punt Returns	No	FC	Yds	Lg	TD			Punt Returns	No	FC	Yds	Lg	TD		
T. Brown	3	1	22	12	0			D. O'Neal	2	0	18	12	0		
Kickoff Returns	No	FC	Yds	Lg	TD			Kickoff Returns	No	FC	Yds	Lg	TD		
K. Faulk	3	0	73	32	0			D. O'Neal	2	0	112	87t	1		
								C. Cole	2	0	41	21	0		



# GAME SUMMARIES - GAME #6

## Indianapolis Colts at New England Patriots

Sunday, 10/8/00 ★ at Foxboro Stadium (Grass) ★ 1:02 PM EDT (3:08)

Att: 60,292 Game Weather: Partly Cloudy Temp: 55° F Wind: NW 20 mph

### GAME NOTES

The Patriots claimed their second consecutive victory, 24-16, over the Colts ★ Michael Bishop attempted his first career pass at the end of the first half, completing the 44-yard Hail Mary in the end zone for a touchdown to Tony Simmons. Bishop became the first quarterback to complete a 40-yard pass on his first NFL attempt since Pat Haden completed a 47-yard touchdown for the Rams on 9/12/76 ★ Lee Johnson completed his first pass as a Patriot on a fake field goal, converting an 18-yard pass to Eric Bjornson. The Patriots scored on the next play when Terry Glenn grabbed a deflected pass from Drew Bledsoe at the back of the end zone for a score, giving the Patriots a 24-13 lead ★ The Patriots scored on each of their three drives into the red zone and have scored TDs on five of their last six drives in the red zone.

### Field Goals (made) & missed

M. Vanderjagt (33/33/34)	A. Vinatieri (21)
<b>Score by Qtrs</b>	<b>1 2 3 4 Total</b>
Indianapolis Colts	0 10 3 3 16
New England Patriots	3 7 0 14 24

### Final Team Statistics

	IND	NE
<b>First Downs</b> .....	27	19
<b>Third Down Eff.</b> .....	9-17-53%	5-13-38%
<b>Fourth Down Eff.</b> .....	1-1-100%	1-1-100%
<b>Total Net Yards</b> .....	408	301
Offensive Plays.....	82	57
<b>Net Yards Rushing</b> .....	84	124
Rushing Plays.....	26	28
<b>Net Yards Passing</b> .....	324	177
Sacked/Yds Lost.....	2/10	4/27
<b>Pass Att.-Comp.-Int.</b> .....	54-31-3	25-17-0
<b>Punts/Avg.</b> .....	3/41.7	6/43.5
<b>Penalties/Yds</b> .....	5/52	7/34
<b>Fumbles/Lost</b> .....	1/0	0/0
<b>Touchdowns</b> .....	1	3
Rushing.....	0	0
Passing.....	1	3
Returns.....	0	0
<b>Field Goals Made-Att.</b> .....	3-3	1-1
<b>Time of Possession</b> .....	33:10	26:50

Qtr	Time	Play Description(Extra Point)(Drive Info)	Visitor	Home
NE	1 10:01	A. Vinatieri 21 yd field goal (10-73, 4:59)	0	3
IND	2 8:24	M. Harrison 17 yd pass from Manning (Vanderjagt kick)(7-60, 3:46)	7	3
IND	2 0:10	M. Vanderjagt 33 yd field goal (14-77, 6:28)	10	3
NE	2 0:00	T. Simmons 44 yd pass from Bishop (Vinatieri kick)(1-44, 0:10)	10	10
IND	3 4:41	M. Vanderjagt 33 yd field goal (22-65, 10:19)	13	10
NE	4 14:56	E. Bjornson 2 yd pass from Bledsoe (Vinatieri kick)(11-77, 4:45)	13	17
NE	4 7:26	T. Glenn 4 yd pass from Bledsoe (Vinatieri kick)(8-61, 3:10)	13	24
IND	4 0:36	M. Vanderjagt 34 yd field goal (10-62, 1:10)	16	24

### Individual Statistics

Indianapolis Colts							New England Patriots								
Rushing	Att	Yds	Avg	Lg	TD		Rushing	Att	Yds	Avg	Lg	TD			
E. James	24	75	3.1	11	0		K. Faulk	12	64	5.3	18	0			
P. Manning	1	7	7.0	7	0		J. Redmond	14	45	3.2	14	0			
T. Wilkins	1	2	2.0	2	0		D. Bledsoe	2	15	7.5	16	0			
Total	26	84	3.2	11	0		Total	28	124	4.4	18	0			
Passing	Att	Cmp	Yds	S/YL	TD	LG	I	Passing	Att	Cmp	Yds	S/YL	TD	LG	I
P. Manning	54	31	334	2/10	1	31	3	D. Bledsoe	23	15	142	3/21	2	28	0
								M. Bishop	1	1	44	1/6	1	44t	0
								L. Johnson	1	1	18	0/0	0	18	0
Receiving	Att	Yds	Avg	Lg	TD		Receiving	Att	Yds	Avg	Lg	TD			
M. Harrison	13	159	12.2	23	1		T. Glenn	5	51	10.2	16	1			
T. Wilkins	6	78	13.0	22	0		K. Faulk	4	25	6.2	11	0			
J. Pathon	6	42	7.0	10	0		E. Bjornson	3	22	7.3	18	1			
E. James	3	34	11.3	31	0		T. Simmons	1	44	44.0	44t	1			
K. Dilger	2	17	8.5	16	0		C. Calloway	1	28	28.0	28	0			
M. Pollard	1	4	4.0	4	0		J.R. Redmond	1	20	20.0	20	0			
							T. Brown	1	10	10.0	10	0			
							T. Carter	1	4	4.0	4	0			
Total	31	334	10.8	31	1		Total	17	204	12.0	44t	3			
Interceptions	No	Yds	Avg	Lg	TD		Interceptions	No	Yds	Avg	Lg	TD			
none							T. Jones	1	20	20.0	20	0			
							A. Harris	1	11	11.0	11	0			
							T. Law	1	0	0.0	0	0			
Punting	No	Yds	Avg	TB	In20	LG	Punting	No	Yds	Avg	TB	In20	LG		
H. Smith	3	125	41.7	0	2	61	L. Johnson	6	261	43.5	1	1	54		
Punt Returns	No	FC	Yds	Lg	TD		Punt Returns	No	FC	Yds	Lg	TD			
T. Wilkins	2	1	6	6	0		T. Brown	1	1	15	15	0			
Kickoff Returns	No	FC	Yds	Lg	TD		Kickoff Returns	No	FC	Yds	Lg	TD			
P. Williams	2	0	45	29	0		K. Faulk	3	0	44	24	0			
J. Patton	1	0	17	17	0		T. Simmons	1	0	39	39	0			



# GAME SUMMARIES - GAME #7

## New York Jets at New England Patriots

Sunday, 10/15/00 ★ at Foxboro Stadium (Grass) ★ 4:05 PM EDT (3:00)

Att: 60,292 Game Weather: Cloudy Temp: 76° F, Wind: SW 10 mph

### GAME NOTES

Two early turnovers led to 14 quick Jets points and set the tone for the day, which ended with six Patriots turnovers resulting in 20 points for the Jets in a 34-17 loss. The loss dropped the Patriots to 2-5 ★ Drew Bledsoe scored his first career rushing touchdown when he plowed through Jets defenders for a 13-yard run in the fourth quarter ★ The Patriots scored on each of their three drives into the red zone and have scored TDs on seven of their last nine drives in the red zone ★ Troy Brown earned Miller Lite Player of the game honors after leading the team with five receptions for 73 yards ★ The game was the 67th consecutive sellout at Foxboro Stadium ★ Curtis Martin became the first player to rush for over 100 yards against the Patriots all season.

### Field Goals (made) & missed

J. Hall (38) 46wt (27)	A. Vinatieri (23)				
Score by Qtrs	1	2	3	4	Total
New York Jets	14	10	7	3	34
New England Patriots	3	7	0	7	17

### Final Team Statistics

	NYJ	NE
First Downs .....	20	16
Third Down Eff. ....	5-15-33%	3-13-23%
Fourth Down Eff. ....	2-2-100%	1-2-50%
Total Net Yards .....	294	249
Offensive Plays .....	69	62
Net Yards Rushing .....	164	51
Rushing Plays .....	43	14
Net Yards Passing .....	130	198
Sacked/Yds Lost .....	3/9	7/46
Pass Att.-Comp.-Int .....	23-15-0	41-18-4
Punts/Avg. ....	6/42.0	5/36.2
Penalties/Yds .....	5/68	4/30
Fumbles/Lost .....	1/1	2/2
Touchdowns .....	4	2
Rushing .....	3	2
Passing .....	0	0
Returns .....	1	0
Field Goals Made-Att. ....	4-4	2-2
Time of Possession .....	37:54	22:06

Qtr	Time	Play Description(Extra Point)	Drive Info	Visitor	Home
NYJ	1	8:29	C. Martin 2 yd run (Hall kick)(9-38, 4:56)	7	0
NYJ	1	7:34	V. Green 21 yd interception return (Hall kick)	14	0
NE	1	3:31	A. Vinatieri 23 yd field goal (10-81, 4:03)	14	3
NE	2	10:44	K. Faulk 9 yd run (Vinatieri kick)(4-56, 1:36)	14	10
NYJ	2	2:11	C. Martin 4 yd run (Hall kick)(14-75, 8:33)	21	10
NYJ	2	0:05	J. Hall 38 yd field goal (4-23, 1:05)	24	10
NYJ	3	4:13	C. Martin 2 yd run (Hall kick)(9-40, 4:40)	31	10
NE	4	9:38	D. Bledsoe 13 yd run (Vinatieri kick)(6-63, 1:44)	31	17
NYJ	4	3:56	J. Hall 27 yd field goal (4-3, 1:00)	34	17

### Individual Statistics

New York Jets							New England Patriots								
Rushing	Att	Yds	Avg	Lg	TD		Rushing	Att	Yds	Avg	Lg	TD			
C. Martin	34	143	4.2	22	3		K. Faulk	9	26	2.9	9t	1			
R. Anderson	3	10	3.5	5	0		D. Bledsoe	2	16	8.0	13t	1			
W. Chrebet	2	5	2.5	8	0		T. Carter	2	7	3.5	5	0			
V. Testaverde	3	3	1.0	5	0		J. Redmond	1	2	2.0	2	0			
M. Lewis	1	3	3.0	3	0										
Total	43	164	3.8	22	3		Total	14	51	3.6	13t	2			
Passing	Att	Cmp	Yds	S/YL	TD	LG	I	Passing	Att	Cmp	Yds	S/YL	TD	LG	I
V. Testaverde	23	15	139	3/9	0	17	0	D. Bledsoe	35	16	208	7/46	0	46	3
								M. Bishop	6	2	36	0/0	0	24	1
Receiving	Att	Yds	Avg	Lg	TD			Receiving	Att	Yds	Avg	Lg	TD		
L. Coles	6	53	8.8	16	0			T. Brown	5	73	14.6	24	0		
R. Anderson	4	34	8.5	10	0			K. Faulk	5	27	5.4	12	0		
W. Chrebet	2	22	11.0	17	0			T. Simmons	3	76	25.3	46	0		
C. Martin	2	18	9.0	11	0			T. Glenn	2	45	22.5	29	0		
D. Ward	1	12	12.0	12	0			E. Bjornson	2	17	8.5	14	0		
Total	15	139	9.3	17	0			T. Carter	1	6	6.0	6	0		
Total	18	244	13.6	46	0			Total	18	244	13.6	46	0		
Interceptions	No	Yds	Avg	Lg	TD			Interceptions	No	Yds	Avg	Lg	TD		
V. Green	2	57	28.5	36	1			none							
M. Lewis	1	23	23.0	23	0										
A. Green	1	0	0.0	0	0										
Punting	No	Yds	Avg	TB	In20	LG		Punting	No	Yds	Avg	TB	In20	LG	
T. Tupa	6	252	42.0	2	2	61		L. Johnson	5	181	36.2	0	1	39	
Punt Returns	No	FC	Yds	Lg	TD			Punt Returns	No	FC	Yds	Lg	TD		
D. Ward	3	1	15	8	0			T. Brown	3	1	35	20	0		
Kickoff Returns	No	FC	Yds	Lg	TD			Kickoff Returns	No	FC	Yds	Lg	TD		
K. Williams	3	0	66	26	0			K. Faulk	5	0	105	30	0		
D. Stone	1	0	10	10	0			T. Simmons	1	0	24	24	0		

# GAME SUMMARIES - GAME #8

## New England Patriots at Indianapolis Colts

Sunday, 10/22/00 ★ at RCA Dome (Turf) ★ 12:00 PM CDT (3:05)

Att: 56,828 **Game Weather:** Indoors **Temp:** 72° F, **Wind:** None

### GAME NOTES

The Patriots drove 89 yards in 18 plays with their first possession to take a 7-0 lead in the game. The 18-play drive tied a franchise record, set vs. Buffalo (12/13/81) ★ The Patriots scored on each of their first five possessions, including three consecutive drives of 14 yards or more on their first three possessions ★ Drew Bledsoe scored a rushing touchdown for the second consecutive week to become the first Patriot to score rushing touchdowns in back-to-back games since Terry Allen in Week 3 and 4 in 1999 ★ Bledsoe was not sacked and did not throw an interception for the 14th time in his NFL career. The Patriots are now 12-2 in those games ★ J.R. Redmond made his NFL starting debut and rushed for 97 yards on 22 carries and added 35 yards and a touchdown on five receptions to earn Miller Lite Player of the Game honors.

### Field Goals (made) & missed

A. Vinatieri (27)(26)(28) M. Vanderjagt (36)

Score by Qtrs	1	2	3	4	Total
New England Patriots	7	6	10	0	23
Indianapolis Colts	7	0	7	16	30

### Final Team Statistics

	NE	IND
<b>First Downs</b> .....	24	20
<b>Third Down Eff.</b> .....	6-15-40%	2-5-40%
<b>Fourth Down Eff.</b> .....	2-3-67%	0-0-0%
<b>Total Net Yards</b> .....	386	398
Offensive Plays .....	76	41
<b>Net Yards Rushing</b> .....	155	130
Rushing Plays .....	42	21
<b>Net Yards Passing</b> .....	231	268
Sacked/Yds Lost .....	0/0	0/0
<b>Pass Att.-Comp.-Int</b> .....	34-23-0	20-16-0
<b>Punts/Avg.</b> .....	2/51.0	2/35.0
<b>Penalties/Yds</b> .....	6/48	8/106
<b>Fumbles/Lost</b> .....	3/1	1/1
<b>Touchdowns</b> .....	2	4
Rushing .....	1	1
Passing .....	1	3
Returns .....	0	0
<b>Field Goals Made-Att.</b> .....	2-2	3-4
<b>Time of Possession</b> .....	39:01	20:59

Qtr	Time	Play Description(Extra Point)(Drive Info)	Visitor	Home
NE	1	6:17 J. Redmond 19 yd pass from Bledsoe (Vinatieri kick)(18-89, 8:43)	7	0
IND	1	2:38 M. Harrison 51 yd pass from Manning (Vanderjagt kick)(6-82, 3:39)	7	7
NE	2	10:26 A. Vinatieri 27 yd Field Goal (14-71, 7:12)	10	7
NE	2	0:03 A. Vinatieri 26 yd Field Goal (14-77, 7:24)	13	7
NE	3	6:51 A. Vinatieri 28 yd Field Goal (10-73, 5:31)	16	7
IND	3	6:33 M. Harrison 78 yd pass from Manning (Vanderjagt kick)(1-78, 0:18)	16	14
NE	3	2:27 D. Bledsoe 1 yd run (Vinatieri kick)(8-80, 4:06)	23	14
IND	4	6:16 E. James 1 yd pass from Manning (Vanderjagt kick)(8-65, 3:32)	23	21
IND	4	2:09 E. James 3 yd run (pass failed)(6-66, 2:22)	23	27
IND	4	0:18 M. Vanderjagt 36 yd field goal (4-6, 1:29)	23	30

### Individual Statistics

New England Patriots										Indianapolis Colts									
Rushing										Rushing									
	Att	Yds	Avg	Lg	TD						Att	Yds	Avg	Lg	TD				
J. Redmond	22	97	4.4	12	0					E. James	20	124	6.2	26	1				
K. Faulk	12	41	3.4	9	0					T. Wilkins	1	6	6.0	6	0				
T. Carter	2	10	5.0	5	0														
D. Bledsoe	3	4	1.3	3	1														
M. Bishop	3	3	1.0	2	0														
<b>Total</b>	<b>42</b>	<b>155</b>	<b>3.7</b>	<b>12</b>	<b>1</b>					<b>Total</b>	<b>21</b>	<b>130</b>	<b>6.2</b>	<b>26</b>	<b>1</b>				
Passing										Passing									
	Att	Cmp	Yds	S/YL	TD	LG	I				Att	Cmp	Yds	S/YL	TD	LG	I		
D. Bledsoe	34	23	231	0/0	1	27	0			P. Manning	20	16	268	0/0	3	78t	0		
Receiving										Receiving									
	Att	Yds	Avg	Lg	TD						Att	Yds	Avg	Lg	TD				
T. Brown	6	78	13.0	27	0					M. Harrison	5	156	31.2	78t	2				
J. Redmond	5	35	7.0	19t	1					T. Wilkins	4	33	8.3	13	0				
T. Glenn	3	36	12.0	18	0					M. Pollard	2	33	16.5	18	0				
K. Faulk	3	27	9.0	12	0					J. Pathon	2	26	13.0	17	0				
R. Rutledge	3	24	8.0	16	0					E. James	2	5	2.5	4	1				
T. Simmons	2	20	10.0	11	0					K. Dilger	1	15	15.0	15	0				
E. Bjornson	1	11	11.0	11	0														
<b>Total</b>	<b>23</b>	<b>231</b>	<b>10.0</b>	<b>27</b>	<b>1</b>					<b>Total</b>	<b>16</b>	<b>268</b>	<b>16.8</b>	<b>78t</b>	<b>3</b>				
Interceptions										Interceptions									
	No	Yds	Avg	Lg	TD						No	Yds	Avg	Lg	TD				
none										none									
Punting										Punting									
	No	Yds	Avg	TB	In20	LG					No	Yds	Avg	TB	In20	LG			
L. Johnson	2	102	51.0	0	0	52				H. Smith	2	70	35.0	0	2	37			
Punt Returns										Punt Returns									
	No	FC	Yds	Lg	TD						No	FC	Yds	Lg	TD				
T. Brown	0	2	0	0	0					T. Wilkins	2	0	28	14	0				
Kickoff Returns										Kickoff Returns									
	No	FC	Yds	Lg	TD						No	FC	Yds	Lg	TD				
K. Faulk	3	0	55	32	0					J. Pathon	4	0	94	34	0				
										P. Williams	2	0	46	23	0				



# GAME SUMMARIES - GAME #9

## Buffalo Bills at New England Patriots

Sunday, 11/05/00 ★ at Foxboro Stadium (Grass) ★ 1:00 PM EST (3:20)

Att: 60,292 **Game Weather:** Cloudy, occasional rain and drizzle **Temp:** 46° F, **Humidity** 95% **Wind:** N 20 mph

### GAME NOTES

For just the second time in his NFL career, Drew Bledsoe left a game due to injury and did not return ★ Bledsoe jammed his thumb into an opposing defender in the first quarter ★ Rain fell throughout the game. It was the first rain for a regular season Patriots game at home since 1993 ★ Terry Glenn became just the sixth player in franchise history to record over 4,000 career receiving yards ★ John Friesz replaced Bledsoe. He completed 11 of 21 passes, the first of his Patriots career and the first pass attempts made since 10/25/98 when he was with the Seattle Seahawks ★ Troy Brown moved ahead of David Meggett into second place on the Patriots career punt return leaders with 1,441 yards and earned Miller Lite Player of the Game honors ★ Of the Patriots seven losses, six have been decided by 8 points or less.

### Field Goals (made) & missed

S. Christie (19)(48)(32) A. Vinatieri (48)(43)

Score by Qtrs	1	2	3	4	OT	Total
Buffalo Bills	3	7	0	3	3	16
New England Patriots	0	3	0	10	0	13

### Final Team Statistics

	BUF	NE
<b>First Downs</b> .....	20	14
<b>Third Down Eff.</b> .....	5-15-33%	6-17-35%
<b>Fourth Down Eff.</b> .....	0-0-0%	1-1-100%
<b>Total Net Yards</b> .....	315	189
Offensive Plays .....	69	64
<b>Net Yards Rushing</b> .....	141	89
Rushing Plays .....	31	34
<b>Net Yards Passing</b> .....	174	100
Sacked/Yds Lost .....	1/5	3/16
<b>Pass Att.-Comp.-Int</b> .....	37-18-0	27-14-2
<b>Punts/Avg.</b> .....	8/35.5	8/42.0
<b>Penalties/Yds</b> .....	7/73	8/103
<b>Fumbles/Lost</b> .....	2/1	1/0
<b>Touchdowns</b> .....	1	1
Rushing .....	0	1
Passing .....	1	0
Returns .....	0	0
<b>Field Goals Made-Att.</b> .....	1-1	1-1
<b>Time of Possession</b> .....	31:54	32:38

### Qtr Time Play Description(Extra Point)(Drive Info)

	Qtr	Time	Play Description(Extra Point)(Drive Info)	Visitor	Home
BUF	1	1:19	S. Christie 19 yd field goal (13-79, 6:57)	3	0
BUF	2	10:10	J. Riemersma 9 yd pass from Flutie (Christie kick)(7-83, 3:32)	10	0
NE	2	0:20	A. Vinatieri 48 yd field goal (4-3, 0:47)	10	3
NE	4	9:00	J.R. Redmond 1 yd run (Vinatieri kick)(10-27, 4:57)	10	10
NE	4	2:03	A. Vinatieri 43 yd field goal (6-17, 1:50)	10	13
BUF	4	0:04	S. Christie 48 yd field goal (10-46, 1:59)	13	13
BUF	OT	10:28	S. Christie 32 yd field goal (6-52, 2:50)	16	13

### Individual Statistics

Buffalo Bills								New England Patriots							
Rushing	Att	Yds	Avg	Lg	TD			Rushing	Att	Yds	Avg	Lg	TD		
S. Bryson	13	60	4.6	15	0			J. Redmond	24	68	2.8	12	1		
S. Morris	10	45	4.5	20	0			T. Carter	6	19	3.2	7	0		
D. Flutie	5	23	4.6	11	0			D. Bledsoe	1	5	5.0	5	0		
A. Smith	3	13	4.3	11	0			K. Faulk	2	2	1.0	2	0		
								T. Brown	1	-5	-5.0	-5	0		
Total	31	141	4.5	20	0			Total	34	89	2.6	12	1		
Passing	Att	Cmp	Yds	S/YL	TD	LG	I	Passing	Att	Cmp	Yds	S/YL	TD	LG	I
D. Flutie	37	18	179	1/5	1	24	0	J. Friesz	21	11	66	3/16	0	17	1
								D. Bledsoe	5	3	50	0/0	0	22	1
								M. Bishop	1	0	0	0/0	0	0	0
Receiving	Att	Yds	Avg	Lg	TD			Receiving	Att	Yds	Avg	Lg	TD		
J. Riemersma	6	49	8.2	10	1			J. Redmond	5	19	3.8	6	0		
S. Morris	4	41	10.3	20	0			T. Brown	3	49	16.3	20	0		
E. Moulds	4	29	7.3	18	0			T. Glenn	3	25	8.3	11	0		
P. Price	3	36	12.0	14	0			T. Simmons	1	22	22.0	22	0		
J. McDaniel	1	24	24.0	24	0			T. Carter	1	6	6.0	6	0		
								K. Faulk	1	-5	-5.0	-5	0		
Total	18	179	9.9	24	1			Total	14	116	8.3	22	0		
Interceptions	No	Yds	Avg	Lg	TD			Interceptions	No	Yds	Avg	Lg	TD		
K. Irvin	1	1	1.0	1	0			none							
J. Holecek	1	0	0.0	0	0										
Punting	No	Yds	Avg	TB	In20	LG		Punting	No	Yds	Avg	TB	In20	LG	
C. Mohr	8	246	35.5	0	0	42		L. Johnson	8	336	42.0	1	6	51	
Punt Returns	No	FC	Yds	Lg	TD			Punt Returns	No	FC	Yds	Lg	TD		
C. Wats on	3	3	14	8	0			T. Brown	5	0	64	25	0		
Kickoff Returns	No	FC	Yds	Lg	TD			Kickoff Returns	No	FC	Yds	Lg	TD		
C. Watson	1	0	22	22	0			T. Simmons	2	0	19	10	0		
K. Cavi	1	0	1	1	0			K. Faulk	1	0	28	28	0		
A. Smith	1	0	0	0	0			J. Redmond	1	0	25	25	0		
S. Bryson	1	0	-1	-1	0			T. Bruschi	1	0	7	7	0		



# GAME SUMMARIES - GAME #10

## New England Patriots at Cleveland Browns

Sunday, 11/12/00 ★ at Cleveland Browns Stadium (Grass) ★ 1:03 PM EST (2:57)  
**Att:** 72,618 **Game Weather:** Partly to mostly sunny, dry **Temp:** 44° F, **Wind:** E 6-13 mph

### GAME NOTES

Bruce Armstrong tied the franchise record for career games played after starting his 206th career game ★ Armstrong has started 122 consecutive games, including every game of Bledsoe's career, and 206 of 214 possible games during his career ★ Bledsoe started his 115th career game, playing with a jammed thumb, and completed 60 percent of his passes, including 75 percent (15-of-20) in the second half ★ Chris Eitzmann started his first career game at TE and OT Adrian Klemm made his NFL debut when he lined up at TE on the goal line ★ Kevin Faulk contributed 231 all-purpose yards, including a season-long 40-yard kickoff return to earn Miller Lite Player of the Game honors ★ Of the Patriots eight losses, seven have been decided by 8 points or less, the most since 1993.

### Field Goals (made) & missed

A. Vinatieri (38)	P. Dawson (39)(43)(35)	Score by Qtrs			
		1	2	3	4 Total
New England Patriots		3	0	0	8 11
Cleveland Browns		3	10	3	3 19

### Final Team Statistics

	NE	CLV
<b>First Downs</b> .....	18	18
<b>Third Down Eff.</b> .....	5-13-38%	9-19-47%
<b>Fourth Down Eff.</b> .....	1-1-100%	0-0-0%
<b>Total Net Yards</b> .....	286	272
Offensive Plays .....	61	73
<b>Net Yards Rushing</b> .....	102	139
Rushing Plays .....	22	35
<b>Net Yards Passing</b> .....	184	133
Sacked/Yds Lost .....	4/28	1/5
<b>Pass Att.-Comp.-Int</b> .....	35-21-1	37-20-0
<b>Punts/Avg.</b> .....	5/44.2	6/42
<b>Penalties/Yds</b> .....	5/40	4/25
<b>Fumbles/Lost</b> .....	3/3	0/0
<b>Touchdowns</b> .....	1	1
Rushing .....	0	0
Passing .....	1	1
Returns .....	0	0
<b>Field Goals Made-Att.</b> .....	1-1	4-4
<b>Time of Possession</b> .....	25:36	32:24

Qtr	Time	Play Description(Extra Point)(Drive Info)	Visitor	Home
CLV 1	4:36	P. Dawson 39 yd field goal (10-49, 5:18)	0	3
NE 1	1:06	A. Vinatieri 38 yd field goal (8-45, 3:30)	3	3
CLV 2	4:09	A. Shea 9 yd pass from Pederson (Dawson kick)(8-41, 5:11)	3	10
CLV 2	0:30	P. Dawson 43 yd field goal (10-43, 2:09)	3	13
CLV 3	0:20	P. Dawson 35 yd field goal (6-19, 2:58)	3	16
CLV 4	12:24	P. Dawson 35 yd field goal (7-14, 2:30)	3	19
NE 4	5:48	R. Rutledge 2 yd pass from Bledsoe (Faulk run)(12-73, 3:42)	11	19

### Individual Statistics

New England Patriots							Cleveland Browns								
Rushing	Att	Yds	Avg	Lg	TD		Rushing	Att	Yds	Avg	Lg	TD			
J. Redmond	10	60	6.0	20	0		T. Prentice	19	84	4.4	13	0			
K. Faulk	5	26	5.2	9	0		J. White	12	37	3.1	14	0			
D. Bledsoe	3	6	2.0	6	0		D. Pederson	4	18	4.5	13	0			
T. Carter	1	5	1.7	3	0										
H. Shaw	1	5	5.0	5	0										
Total	22	102	4.6	20	0		Total	35	139	4.0	14	0			
Passing	Att	Cmp	Yds	S/YL	TD	LG	I	Passing	Att	Cmp	Yds	S/YL	TD	LG	I
D. Bledsoe	35	21	212	4/28	1	25	1	D. Pederson	37	20	138	1/5	1	13	0
Receiving	Att	Yds	Avg	Lg	TD			Receiving	Att	Yds	Avg	Lg	TD		
K. Faulk	8	96	12.0	25	0			D. Northcutt	4	32	8.0	13	0		
T. Glenn	6	65	10.8	15	0			M. Edwards	4	27	6.8	11	0		
R. Rutledge	3	20	6.7	9	1			T. Prentice	4	19	4.8	9	0		
T. Simmons	2	21	10.5	11	0			K. Johnson	3	23	7.7	9	0		
T. Brown	2	10	5.0	6	0			J. White	3	22	7.3	9	0		
								A. Shea	1	9	9.0	9t	1		
								D. Dunn	1	6	6.0	6	0		
Total	21	212	10.1	25	1			Total	20	138	6.9	13	1		
Interceptions	No	Yds	Avg	Lg	TD			Interceptions	No	Yds	Avg	Lg	TD		
none								D. Holland	1	0	0.0	0	0		
Punting	No	Yds	Avg	TB	In20	LG		Punting	No	Yds	Avg	TB	In20	LG	
L. Johnson	5	221	44.2	0	0	53		C. Gardocki	6	252	42.0	0	1	50	
Punt Returns	No	FC	Yds	Lg	TD			Punt Returns	No	FC	Yds	Lg	TD		
T. Brown	3	2	51	31	0			D. Northcutt	4	0	47	30	0		
Kickoff Returns	No	FC	Yds	Lg	TD			Kickoff Returns	No	FC	Yds	Lg	TD		
K. Faulk	5	0	109	40	0			J. White	2	0	38	27	0		
T. Brown	1	0	6	6	0										

# GAME SUMMARIES - GAME #11

## Cincinnati Bengals at New England Patriots

Sunday, 11/19/00 ★ at Foxboro Stadium (Grass) ★ 1:02 PM EST (3:05)

Att: 60,292 **Game Weather:** Partly cloudy **Temp:** 47° F, **Wind:** WSW 15 mph

### GAME NOTES

Bruce Armstrong started his 207th career game, setting a new franchise record and was named the Miller Lite Player of the Game. He has started 123 consecutive games, including every game of Bledsoe's career, and 207 of 215 possible games during his career ★ Terry Glenn recorded a season-high 11 receptions for 129 yards. His 11 receptions was the second-highest of his career. ★ Rookie RB Patrick Pass made his NFL starting debut ★ Lawyer Milloy had a season-high 14 tackles and intercepted a pass, the 17th of his career ★ Of the Patriots eight losses, seven have been decided by 8 points or less, the most since 1993 ★ Tony Carter rushed for his first career touchdown ★ It was the Patriots third consecutive victory over the Bengals ★ Adam Vinatieri kicked the game-winning field goal, the seventh of his career, with just :03 in the game.

### Field Goals (made) & missed

N. Rackers (28) 30LU (45) A. Vinatieri (38)(21)(22)

Score by Qtrs	1	2	3	4	Total
Cincinnati Bengals	0	10	3	0	13
New England Patriots	7	3	0	6	16

### Final Team Statistics

	CIN	NE
First Downs .....	25	17
Third Down Eff. ....	10-17-59%	5-13-38%
Fourth Down Eff. ....	0-0-0%	0-0-0%
Total Net Yards .....	365	291
Offensive Plays .....	76	59
Net Yards Rushing .....	137	39
Rushing Plays .....	37	22
Net Yards Passing .....	228	252
Sacked/Yds Lost .....	1/8	1/6
Pass Att.-Comp.-Int. ....	38-20-1	36-22-1
Punts/Avg. ....	5/42.8	6/43.8
Penalties/Yds .....	8/75	9/69
Fumbles/Lost .....	2/1	2/0
Touchdowns .....	1	1
Rushing .....	0	1
Passing .....	1	0
Returns .....	0	0
Field Goals Made-Att. ....	2-3	3-3
Time of Possession .....	32:28	27:32

Qtr	Time	Play Description(Extra Point)(Drive Info)	Visitor	Home
NE	1	1:57 T. Carter 1 yd run (Vinatieri kick)(6-29, 2:25)	0	7
CIN	2	6:00 P. Warrick 13 yd pass from Mitchell (Rackers kick)(11-79, 5:13)	7	7
NE	2	1:59 A. Vinatieri 38 yd field goal (8-47, 4:01)	7	10
CIN	2	0:00 N. Rackers 28 yd field goal (12-56, 1:59)	10	10
CIN	3	6:42 N. Rackers 45 yd field goal (7-23, 1:46)	13	10
NE	4	14:57 A. Vinatieri 21 yd field goal (7-23, 2:43)	13	13
NE	4	0:03 A. Vinatieri 22 yd field goal (12-81, 3:05)	13	16

### Individual Statistics

Cincinnati Bengals								New England Patriots							
Rushing	Att	Yds	Avg	Lg	TD			Rushing	Att	Yds	Avg	Lg	TD		
C. Dillon	28	79	2.8	9	0			P. Pass	12	39	3.3	11	0		
B. Bennett	7	32	4.6	7	0			K. Faulk	1	4	4.0	4	0		
C. Yeast	1	15	15.0	15	0			D. Bledsoe	5	-4	-0.8	3	0		
S. Mitchell	1	11	11.0	11	0			T. Carter	4	0	0.0	1t	1		
Total	37	137	3.7	15	0			Total	22	39	1.8	11	1		
Passing	Att	Cmp	Yds	S/YL	TD	LG	I	Passing	Att	Cmp	Yds	S/YL	TD	LG	I
S. Mitchell	38	20	236	1/8	1	22	1	D. Bledsoe	36	22	258	1/6	0	34	1
Receiving	Att	Yds	Avg	Lg	TD			Receiving	Att	Yds	Avg	Lg	TD		
P. Warrick	7	79	11.3	22	1			T. Glenn	11	129	11.7	34	0		
C. Yeast	4	57	14.3	20	0			T. Brown	8	110	13.8	24	0		
D. Farmer	3	36	12.0	15	0			P. Pass	2	16	8.0	15	0		
T. McGee	2	26	13.0	16	0			R. Rutledge	1	3	3.0	3	0		
C. Dillon	2	18	9.0	10	0										
N. Williams	1	17	17.0	17	0										
M. Battaglia	1	3	3.0	3	0										
Total	20	236	11.8	22	1			Total	22	258	11.7	34	0		
Interceptions	No	Yds	Avg	Lg	TD			Interceptions	No	Yds	Avg	Lg	TD		
R. Bean	1	0	0.0	0	0			L. Milloy	1	2	2.0	2	0		
Punting	No	Yds	Avg	TB	In 20	LG		Punting	No	Yds	Avg	TB	In 20	LG	
D. Pope	5	214	42.8	1	2	52		L. Johnson	6	263	43.8	0	4	49	
Punt Returns	No	FC	Yds	Lg	TD			Punt Returns	No	FC	Yds	Lg	TD		
C. Yeast	2	3	10	10	0			T. Brown	2	1	11	8	0		
Kickoff Returns	No	FC	Yds	Lg	TD			Kickoff Returns	No	FC	Yds	Lg	TD		
T. Mack	3	0	57	25	0			K. Faulk	3	0	61	24	0		
C. Keaton	1	0	16	16	0										
C. Yeast	1	0	10	10	0										
Returns	5	0	83	25	0			Returns	3	0	61	24	0		



# GAME SUMMARIES - GAME #12

## New England Patriots at Detroit Lions

Thursday, 11/23/00 ★ at Pontiac Silverdome, Detroit (Turf) ★ 12:36 PM EST (3:10)

**Att: 77,923 Game Weather:** Dome controlled **Temp:** 68° F, **Wind:** 1 mph

### GAME NOTES

Adam Vinatieri remained perfect indoors, converting three more field goals to give him 21 consecutive field goals indoors in his NFL career. His third field goal of the day gave him 129 for his career, moving him ahead of John Smith into second place on the team's all-time list. Gino Cappelletti holds the franchise record with 176 career field goals. Vinatieri earned Miller Lite Player of the Game honors for his effort. ★ He has now converted 14 consecutive field goals, tying Tony Franklin for second place in team history. ★ Kato Serwanga sacked Charlie Batch, forcing a fumble that he recovered in the first quarter of the game. ★ Rookie WR Shockmain Davis made his NFL starting debut ★ The Patriots fell to 0-2 on Thanksgiving Day ★ Lee Johnson booted a 62-yard punt, his longest as a Patriot.

### Field Goals (made) & missed

A. Vinatieri (24/47)(43) J. Hanson (31/36)

Score by Qtrs	1	2	3	4	Total
New England Patriots	6	0	3	0	9
Detroit Lions	3	3	7	21	34

### Final Team Statistics

	NE	DET
<b>First Downs</b> .....	15	17
<b>Third Down Eff.</b> .....	3-12-25%	5-12-42%
<b>Fourth Down Eff.</b> .....	0-0-0%	1-1-100%
<b>Total Net Yards</b> .....	215	299
Offensive Plays .....	57	55
<b>Net Yards Rushing</b> .....	66	110
Rushing Plays .....	20	28
<b>Net Yards Passing</b> .....	149	189
Sacked/Yds Lost .....	2/5	2/15
<b>Pass Att.-Comp.-Int.</b> .....	35-18-2	25-17-0
<b>Punts/Avg.</b> .....	5/50.4	2/48.0
<b>Penalties/Yds</b> .....	9/81	10/99
<b>Fumbles/Lost</b> .....	0/0	4/1
<b>Touchdowns</b> .....	0	4
Rushing .....	0	2
Passing .....	0	1
Returns .....	0	1
<b>Field Goals Made-Att.</b> .....	0-0	4-4
<b>Time of Possession</b> .....	30:27	29:33

Qtr	Time	Play Description(Extra Point)(Drive Info)	Visitor	Home
DET 1	13:17	J. Hanson 31 yd field goal (5-60, 1:43)	0	3
NE 1	5:41	A. Vinatieri 24 yd field goal (13-78, 7:36)	3	3
NE 1	1:23	A. Vinatieri 47 yd field goal (4-3, 0:57)	6	3
DET 2	12:48	J. Hanson 36 yd field goal (9-38, 3:35)	6	6
NE 3	8:51	A. Vinatieri 43 yd field goal (10-60, 6:09)	9	6
DET 3	3:45	D. Sloan 1 yd pass from Batch (Hanson kick)(8-46, 5:06)	9	13
DET 4	11:18	J. Stewart 1 yd run (Hanson kick)(9-70, 5:25)	9	20
DET 4	8:55	C. Batch 10 yd run (Hanson kick)(3-15, 1:31)	9	27
DET 4	4:13	B. Westbrook 101 yd interception return (Hanson kick)	9	34

### Individual Statistics

New England Patriots										Detroit Lions									
Rushing	Att	Yds	Avg	Lg	TD	Rushing	Att	Yds	Avg	Lg	TD	Rushing	Att	Yds	Avg	Lg	TD	Rushing	Att
J. Redmond	11	30	2.7	12	0	J. Stewart	18	51	2.8	10	1	J. Stewart	18	51	2.8	10	1	J. Stewart	18
D. Bledsoe	4	27	6.8	9	0	S. Irvin	4	45	11.3	32	0	S. Irvin	4	45	11.3	32	0	S. Irvin	4
P. Pass	3	9	3.0	4	0	C. Batch	4	17	4.3	10	1	C. Batch	4	17	4.3	10	1	C. Batch	4
T. Carter	2	0	0.0	0	0	S. Case	2	-3	-1.5	-1	0	S. Case	2	-3	-1.5	-1	0	S. Case	2
<b>Total</b>	<b>20</b>	<b>66</b>	<b>3.3</b>	<b>12</b>	<b>0</b>	<b>Total</b>	<b>28</b>	<b>110</b>	<b>3.9</b>	<b>32</b>	<b>2</b>	<b>Total</b>	<b>28</b>	<b>110</b>	<b>3.9</b>	<b>32</b>	<b>2</b>	<b>Total</b>	<b>28</b>
Passing	Att	Cmp	Yds	S/YL	TD	LG	I	Passing	Att	Cmp	Yds	S/YL	TD	LG	I	Passing	Att	Cmp	Yds
D. Bledsoe	32	17	148	2/5	0	25	2	C. Batch	24	16	194	2/15	1	59	0	C. Batch	24	16	194
T. Brady	3	1	6	0/0	0	6	0	S. Case	1	1	10	0/0	0	10	0	S. Case	1	1	10
Receiving	Att	Yds	Avg	Lg	TD	Receiving	Att	Yds	Avg	Lg	TD	Receiving	Att	Yds	Avg	Lg	TD	Receiving	Att
T. Glenn	5	76	15.2	25	0	J. Moore	4	46	11.5	20	0	J. Moore	4	46	11.5	20	0	J. Moore	4
T. Brown	4	27	6.8	13	0	D. Sloan	3	62	20.7	59	1	D. Sloan	3	62	20.7	59	1	D. Sloan	3
R. Rutledge	4	25	6.3	8	0	W. Rasby	2	14	7.0	7	0	W. Rasby	2	14	7.0	7	0	W. Rasby	2
S. Davis	2	12	6.0	9	0	B. Stabilein	2	14	7.0	9	0	B. Stabilein	2	14	7.0	9	0	B. Stabilein	2
T. Carter	1	15	15.0	15	0	S. Irvin	1	18	18.0	18	0	S. Irvin	1	18	18.0	18	0	S. Irvin	1
J. Redmond	1	5	5.0	5	0	C. Schlesinger	1	4	4.0	4	0	C. Schlesinger	1	4	4.0	4	0	C. Schlesinger	1
P. Pass	1	-6	-6.0	-6	0	<b>Total</b>	<b>17</b>	<b>204</b>	<b>12.0</b>	<b>59</b>	<b>1</b>	<b>Total</b>	<b>17</b>	<b>204</b>	<b>12.0</b>	<b>59</b>	<b>1</b>	<b>Total</b>	<b>17</b>
Interceptions	No	Yds	Avg	Lg	TD	Interceptions	No	Yds	Avg	Lg	TD	Interceptions	No	Yds	Avg	Lg	TD	Interceptions	No
none	0	0	0.0	0	0	B. Westbrook	1	101	101.0	101	1	B. Westbrook	1	101	101.0	101	1	B. Westbrook	1
						M. Walker	1	12	12.0	12	0	M. Walker	1	12	12.0	12	0	M. Walker	1
Punting	No	Yds	Avg	TB	In20	LG	Punting	No	Yds	Avg	TB	In20	LG	Punting	No	Yds	Avg	TB	In20
L. Johnson	5	252	50.4	0	1	62	L. Johnson	5	252	50.4	0	1	62	L. Johnson	5	252	50.4	0	1
Punt Returns	No	FC	Yds	Lg	TD	Punt Returns	No	FC	Yds	Lg	TD	Punt Returns	No	FC	Yds	Lg	TD	Punt Returns	No
K. Faulk	1	1	2	2	0	D. Howard	2	1	22	17	0	D. Howard	2	1	22	17	0	D. Howard	2
Kickoff Returns	No	FC	Yds	Lg	TD	Kickoff Returns	No	FC	Yds	Lg	TD	Kickoff Returns	No	FC	Yds	Lg	TD	Kickoff Returns	No
K. Faulk	6	0	111	22	0	D. Howard	4	0	136	45	0	D. Howard	4	0	136	45	0	D. Howard	4



# GAME SUMMARIES - GAME #13

## New England Patriots vs. Kansas City Chiefs

Monday, 12/4/00 ★ at Foxboro Stadium, Foxboro, MA (Grass) ★ 9:09 PM EST (3:16)

Att: 60,292 **Game Weather:** Clear and cold **Temp:** 45° F, **Humidity:** 42% **Wind:** South 10 mph

### GAME NOTES

Troy Brown caught a career-high 12 passes, the second-best single game performance in franchise history. He eclipsed 100 yards receiving (119) for the third time this year, tying his career total entering the season. He currently leads the Patriots with 68 receptions, a career-high for the 8-year veteran. ★ Adam Vinatieri extended his consecutive field goal streak to 16 with a 53-yard kick at the half to give the Patriots a 20-10 lead. The streak was snapped when he missed his next kick. It was the second longest consecutive streak in franchise history. ★ RT Adrian Klemm and WR Curtis Jackson made their NFL starting debuts in the game. ★ The Patriots scored 30 points, their highest point production in 23 games ★ Bledsoe had season highs with 48 attempts, 33 completions and 282 yards passing.

### Field Goals (made) & missed

T. Peterson (42)	A. Vinatieri (48)(53)	37	wr (27)		
<b>Score by Qtrs</b>	<b>1</b>	<b>2</b>	<b>3</b>	<b>4</b>	<b>Total</b>
Kansas City Chiefs	3	7	0	14	24
New England Patriots	10	10	7	3	30

### Qtr Time Play Description(Extra Point)(Drive Info)

NE	1	12:18	A. Vinatieri 48 yd field goal (6-17, 2:42)	
KC	1	8:27	T. Peterson 42 yd field goal (9-45, 3:51)	
NE	1	1:29	K. Faulk 1 yd run (Vinatieri kick)(15-67, 6:58)	
KC	2	8:39	D. Alexander 81 yd pass from Grbac (Peterson kick)(1-81, 0:10)	
NE	2	2:00	T. Brown 17 yd pass from Bledsoe (Vinatieri kick)(5-32, 0:56)	
NE	2	0:00	A. Vinatieri 53 yd field goal (6-41, 1:01)	
NE	3	7:09	J. Wiggins 1 yd pass from Bledsoe (Vinatieri kick)(8-63, 3:42)	
KC	4	13:43	T. Gonzalez 4 yd pass from Grbac (Peterson kick)(12-73, 4:20)	
NE	4	7:23	A. Vinatieri 27 yd field goal (4-2, 1:30)	
KC	4	3:58	K. Lockett 19 yd pass from Grbac (Peterson kick)(2-44, 0:28)	

### Final Team Statistics

	KC	NE
<b>First Downs</b> .....	18	24
<b>Third Down Eff.</b> .....	6-15-40%	6-17-35%
<b>Fourth Down Eff.</b> .....	0-0-0%	2-2-100%
<b>Total Net Yards</b> .....	418	368
Offensive Plays .....	65	82
<b>Net Yards Rushing</b> .....	68	105
Rushing Plays .....	19	31
<b>Net Yards Passing</b> .....	350	263
Sacked/Yds Lost .....	0/0	3/19
<b>Pass Att.-Comp.-Int.</b> .....	46-25-1	48-33-0
<b>Punts/Avg.</b> .....	6/38.2	6/39.0
<b>Penalties/Yds.</b> .....	7/40	5/65
<b>Fumbles/Lost</b> .....	2/2	1/1
<b>Touchdowns</b> .....	3	3
Rushing .....	0	1
Passing .....	3	2
Returns .....	0	0
<b>Field Goals Made-Att.</b> .....	3-3	3-3
<b>Time of Possession</b> .....	23:18	36:42

### Individual Statistics

Kansas City Chiefs							New England Patriots								
Rushing	Att	Yds	Avg	Lg	TD		Rushing	Att	Yds	Avg	Lg	TD			
T. Richardson	6	30	5.0	9	0		K. Faulk	22	52	2.4	12	1			
K. Anders	6	19	3.2	7	0		T. Glenn	2	37	18.5	35	0			
E. Grbac	4	17	4.3	8	0		P. Pass	2	9	4.5	5	0			
D. Bennett	3	2	0.7	2	0		D. Bledsoe	3	5	1.7	2	0			
Total	19	68	3.6	9	0		Total	31	105	3.4	35	1			
Passing	Att	Cmp	Yds	S/YL	TD	LG	Int	Passing	Att	Cmp	Yds	S/YL	TD	LG	Int
E. Grbac	46	25	350	0/0	3	81t	1	D. Bledsoe	48	33	282	3/19	2	23	0
Receiving	Att	Yds	Avg	Lg	TD			Receiving	Att	Yds	Avg	Lg	TD		
T. Gonzalez	11	147	13.4	29	1			T. Brown	12	119	9.9	23	1		
D. Alexander	5	116	23.2	81t	1			J. Wiggins	5	41	8.2	13	1		
T. Richardson	3	32	10.7	15	0			K. Faulk	5	32	6.4	11	0		
S. Morris	3	17	5.7	9	0			R. Rutledge	3	27	9.0	15	0		
K. Lockett	2	34	17.0	19t	1			C. Jackson	2	17	8.5	10	0		
K. Anders	1	4	4.0	4	0			T. Glenn	2	15	7.5	19	0		
								T. Carter	2	10	5.0	7	0		
								T. Simmons	1	14	14.0	14	0		
Total	25	350	14.0	81t	3			P. Pass	1	7	7.0	7	0		
								Total	33	282	8.5	23	2		
Interceptions	No	Yds	Avg	Lg	TD			Interceptions	No	Yds	Avg	Lg	TD		
none								O. Smith	1	56	56.0	56	0		
Punting	No	Yds	Avg	TB	In20	LG		Punting	No	Yds	Avg	TB	In20	LG	
T. Sauerbrun	6	229	38.2	0	4	45		L. Johnson	6	234	39	0	1	49	
Punt Returns	No	FC	Yds	Lg	TD			Punt Returns	No	FC	Yds	Lg	TD		
K. Lockett	3	2	32	17	0			K. Faulk	2	2	34	35	0		
Kickoff Returns	No	FC	Yds	Lg	TD			Kickoff Returns	No	FC	Yds	Lg	TD		
M. Cloud	6	0	157	38	0			C. Jackson	4	0	117	47	0		
								T. Carter	1	0	16	16	0		



# GAME SUMMARIES - GAME #14

## New England Patriots at Chicago Bears

Sunday, 12/10/00 ★ at Soldier Field, Chicago, IL (Grass) ★ 12:02 PM CST (3:06)

Att: 66,944 **Game Weather:** Cloudy, chance of flurries **Temp:** 36° F, wind chill 17° **Wind:** NW 12 mph

### GAME NOTES

Terry Glenn and Troy Brown both caught five passes and both scored touchdowns for the Patriots. With their performances, both players eclipsed 70 receptions for the season. It was the first time in franchise history that a WR tandem has eclipsed 70 receptions in a season and just the third time in franchise history that two players have reached that plateau in a single season. ★ It was the 11th game of the season decided by 8 points or less. ★ Chad Eaton tied a career-high with 12 tackles. ★ Lawyer Milloy also had 12 tackles, his fifth double-digit tackle game of the season ★ The Patriots did not turn the ball over for the first time in eight games ★ Troy Brown tied Sam Cunningham and Marv Cook with 210 career receptions and ninth place on the Patriots all-time list.

### Field Goals (made) & missed

	A. Vinatieri (40)	P. Edinger (24)	47wl	
<b>Score by Qtrs</b>	<b>1</b>	<b>2</b>	<b>3</b>	<b>4 Total</b>
New England Patriots	0	10	0	7 17
Chicago Bears	3	7	7	7 24

### Final Team Statistics

	NE	CHI
<b>First Downs</b> .....	15	21
<b>Third Down Eff.</b> .....	5-14-36%	4-12-33%
<b>Fourth Down Eff.</b> .....	1-2-50%	1-1-100%
<b>Total Net Yards</b> .....	245	339
Offensive Plays .....	61	67
<b>Net Yards Rushing</b> .....	38	102
Rushing Plays .....	13	39
<b>Net Yards Passing</b> .....	207	237
Sacked/Yds Lost .....	2/18	1/2
<b>Pass Att.-Comp.-Int</b> .....	46-25-0	27-22-0
<b>Punts/Avg.</b> .....	6/43.3	5/35.4
<b>Penalties/Yds</b> .....	7/60	3/35
<b>Fumbles/Lost</b> .....	1/0	1/1
<b>Touchdowns</b> .....	2	3
Rushing .....	0	1
Passing .....	2	2
Returns .....	0	0
<b>Field Goals Made-Att.</b> .....	2-2	3-3
<b>Time of Possession</b> .....	22:50	37:10

	Qtr	Time	Play Description(Extra Point)(Drive Info)	Visitor	Home
CHI	1	6:06	P. Edinger 24 yd field goal (12-50, 7:21)	0	3
NE	2	13:10	T. Glenn 12 yd pass from Bledsoe (Vinatieri kick)(12-83, 4:16)	7	3
NE	2	5:31	A. Vinatieri 40 yd field goal (6-16, 2:39)	10	3
CHI	2	0:10	E. Kennison 9 yd pass from Matthews (Edinger kick)(10-66, 5:21)	10	10
CHI	3	10:52	J. Allen 16 yd run (Edinger kick)(7-64, 4:08)	10	17
CHI	4	14:56	J. Allen 6 yd pass from Matthews (Edinger kick)(11-56, 5:55)	10	24
NE	4	10:53	T. Brown 7 yd pass from Bledsoe (Vinatieri kick)(13-73, 4:03)	17	24

### Individual Statistics

New England Patriots								Chicago Bears							
Rushing	Att	Yds	Avg	Lg	TD			Rushing	Att	Yds	Avg	Lg	TD		
J. Redmond	6	18	3.0	6	0			J. Allen	37	97	2.6	16t	1		
R. Harris	3	14	4.7	7	0			M. Barnes	1	3	3.0	3	0		
D. Bledsoe	3	6	2.0	7	0			S. Matthews	1	2	2.0	2	0		
K. Faulk	1	0	0.0	0	0										
Total	13	38	2.9	7	0			Total	39	102	2.6	16t			
Passing	Att	Cmp	Yds	S/YL	TD	LG	I	Passing	Att	Cmp	Yds	S/YL	TD	LG	I
D. Bledsoe	46	25	225	2/18	2	20	0	S. Matthews	27	22	239	1/2	2	20	0
Receiving	Att	Yds	Avg	Lg	TD			Receiving	Att	Yds	Avg	Lg	TD		
T. Glenn	5	63	12.6	20	1			E. Kennison	8	100	12.5	20	1		
T. Brown	5	46	9.2	19	1			K. Sinceno	3	36	12.0	14	0		
J. Wiggins	4	39	9.8	12	0			J. Allen	3	27	9.0	14	1		
J. Redmond	4	22	5.5	13	0			M. Booker	2	24	12.0	15	0		
C. Jackson	3	27	9.0	13	0			S. Dragos	2	14	7.0	8	0		
K. Faulk	2	27	13.5	18	0			D. Bates	1	16	16.0	16	0		
R. Harris	2	1	0.5	2	0			M. Brooks	1	9	9.0	9	0		
								G. Milburn	1	8	8.0	8	0		
								D. White	1	5	5.0	5	0		
Total		25	225	9.0	20	2		Total	22	239	10.9	20	2		
Interceptions	No	Yds	Avg	Lg	TD			Interceptions	No	Yds	Avg	Lg	TD		
none								none							
Punting	No	Yds	Avg	TB	In20	LG		Punting	No	Yds	Avg	TB	In20	LG	
L. Johnson	6	260	43.3	0	0	51		L. Aguilar	5	177	35.4	0	2	40	
Punt Returns	No	FC	Yds	Lg	TD			Punt Returns	No	FC	Yds	Lg	TD		
T. Brown	3	2	14	9	0			G. Milburn	4	2	37	11	0		
Kickoff Returns	No	FC	Yds	Lg	TD			Kickoff Returns	No	FC	Yds	Lg	TD		
C. Jackson	3	0	55	24	0			G. Milburn	4	0	100	35	0		
T. Brown	1	0	9	9	0										
B. Hamilton	1	0	0	0	0										



# GAME SUMMARIES - GAME #15

## New England Patriots at Buffalo Bills

Sunday, 12/17/00 ★ at Ralph Wilson Stadium, Orchard Park, NY (Artificial) ★ 1:02 PM EST (3:44)  
**Att:** 47,230 **Weather:** Cloudy & Snow **Temp:** 35° F, wind chill 6° **Humidity:** 85% **Wind:** SW 25-40 mph

### GAME NOTES

Forty-mile-an-hour winds drove second half temperatures to approximately 6 degrees (wind chill) ★ The Patriots overcame steady winds and heavy snowfall in the second half by rushing for a season-high with 48 attempts for 189 yards. The 189 yards were the most by the Patriots since they totaled 200 yards at St. Louis on 12/13/98 ★ Chad Eaton earned Miller Lite Player of the Game honors with a season-high 12 tackles, including 1.5 sacks and blocked two field goals, which also earned him AFC Special Teams Player of the Week ★ It was the third consecutive game decided in overtime between the Patriots and Bills, tying a streak set by Oakland and Denver in 1985 ★ Five of the last six games in the series have been decided by four points or less ★ The 24-yard field goal by Vinatieri in OT was his eighth game-winning kick of his career.

### Field Goals (made) & missed

A. Vinatieri (22) 27sh (24) S. Christie (25) 23b, 30b

Score by Qtrs	1	2	3	4	OT	Total
New England Patriots	3	0	0	7	3	13
Buffalo Bills	0	3	0	7	0	10

### Final Team Statistics

	NE	BUF
<b>First Downs</b> .....	19	19
<b>Third Down Eff.</b> .....	5-17-29%	6-17-35%
<b>Fourth Down Eff.</b> .....	0-3-0%	0-0-0%
<b>Total Net Yards</b> .....	331	347
Offensive Plays .....	75	72
<b>Net Yards Rushing</b> .....	189	178
Rushing Plays .....	48	40
<b>Net Yards Passing</b> .....	142	169
Sacked/Yds Lost .....	1/14	4/28
<b>Pass Att.-Comp.-Int</b> .....	26-13-0	28-16-0
<b>Punts/Avg.</b> .....	7/42.3	7/29.1
<b>Penalties/Yds</b> .....	9/75	6/54
<b>Fumbles/Lost</b> .....	5/0	4/1
<b>Touchdowns</b> .....	1	1
Rushing .....	1	0
Passing .....	0	1
Returns .....	0	0
<b>Field Goals Made-Att.</b> .....	2-3	1-3
<b>Time of Possession</b> .....	39:38	35:03

Qtr	Time	Play Description(Extra Point)(Drive Info)	Visitor	Home
NE 1	0:00	A. Vinatieri 22 yd field goal (11-49, 6:10)	3	0
BUF 2	6:19	S. Christie 25 yd field goal (7-23, 3:31)	3	3
BUF 4	11:31	S. Jackson 1 yd pass from Flutie (Christie kick)(4-55, 1:58)	3	10
NE 4	4:45	K. Faulk 13 yd run (Vinatieri kick)(5-37, 2:40)	10	10
NE OT	0:19	A. Vinatieri 24 yd field goal (14-83, 5:56)	13	10

### Individual Statistics

New England Patriots								Buffalo Bills							
Rushing	Att	Yds	Avg	Lg	TD			Rushing	Att	Yds	Avg	Lg	TD		
J. Redmond	20	66	3.3	13	0			S. Bryson	19	82	4.3	14	0		
K. Faulk	14	52	3.7	13t	1			D. Flutie	9	50	5.6	32	0		
A. Carter	9	34	3.8	9	0			S. Morris	11	43	3.9	13	0		
T. Brown	2	23	11.5	20	0			A. Smith	1	3	3.0	3	0		
D. Bledsoe	2	14	7.0	14	0										
L. Johnson	1	0	0.0	0	0										
Total	48	189	3.9	20	1			Total	40	178	4.5	32	0		
Passing	Att	Cmp	Yds	S/YL	TD	LG	I	Passing	Att	Cmp	Yds	S/YL	TD	LG	I
D. Bledsoe	26	13	156	1/14	0	21	0	D. Flutie	25	15	193	3/26	1	42	0
								R. Johnson	3	1	4	1/2	0	4	0
Receiving	Att	Yds	Avg	Lg	TD			Receiving	Att	Yds	Avg	Lg	TD		
T. Glenn	6	70	11.7	19	0			P. Price	3	68	22.7	42	0		
J. Wiggins	3	42	14.0	17	0			J. McDaniel	3	38	12.7	31	0		
T. Brown	2	15	7.5	11	0			S. Bryson	3	34	11.3	18	0		
A. Carter	1	21	21.0	21	0			S. Morris	3	11	3.7	4	0		
K. Faulk	1	8	8.0	8	0			E. Moulds	2	26	13.0	19	0		
								J. Riemersma	1	19	19.0	19	0		
Total	13	156	12.0	21	0			S. Jackson	1	1	1.0	1t	1		
								Total	16	197	12.3	42	1		
Interceptions	No	Yds	Avg	Lg	TD			Interceptions	No	Yds	Avg	Lg	TD		
none								none							
Punting	No	Yds	Avg	TB	In20	LG		Punting	No	Yds	Avg	TB	In20	LG	
L. Johnson	7	296	42.3	0	4	48		C. Mohr	7	204	29.1	0	0	40	
Punt Returns	No	FC	Yds	Lg	TD			Punt Returns	No	FC	Yds	Lg	TD		
T. Brown	5	0	33	11	0			P. Price	3	0	10	6	0		
Kickoff Returns	No	FC	Yds	Lg	TD			Kickoff Returns	No	FC	Yds	Lg	TD		
C. Jackson	3	0	85	38	0			C. Watson	2	0	26	15	0		
[out of bounds]	1	0	0	0	0			J. Linton	1	0	7	7	0		



# GAME SUMMARIES - GAME #16

## New England Patriots vs Miami Dolphins

Sunday, 12/24/00 ★ at Foxboro Stadium, Foxboro, MA (Grass) ★ 1:02 PM EST (3:46)

Att: 60,292 **Game Weather:** Cloudy and cold, possible snow **Temp:** 31° F **Wind:** SW 10 mph

### GAME NOTES

Loss dropped the Patriots to 5-11 for the season. ★ Game ended with both teams being called back out of the locker rooms to run off a final play after 3 seconds were put back on the clock. It took 35 minutes to play the final 3 seconds. ★ Drew Bledsoe eclipsed the 3000-yard passing plateau for the seventh consecutive season, joining Dan Marino (9), Brett Favre (9) and John Elway (7) as the only players to have accomplished the feat. ★ Bruce Armstrong started his 212th career game as a Patriot, a franchise record. ★ Kevin Faulk scored on a 52-yard touchdown reception, the longest of his career ★ The 27-24 outcome was the 13th game decided by eight points or less, the most in franchise history ★ Lee Johnson had a punt blocked, his first as a Patriot, the sixth of his career. He finished the season 44 yards shy of setting the NFL record for most career punting yards (Rohn Stark, 49,471).

### Field Goals (made) & missed

O. Mare (47)47wr, 28wl (49)	A. Vinatieri (33)
<b>Score by Qtrs</b>	<b>1 2 3 4 Total</b>
Miami Dolphins	3 14 0 10 27
New England Patriots	7 14 3 0 24

Qtr	Time	Play Description (Extra Point)(Drive Info)
MIA	1 9:56	O. Mare 47 yd field goal (4-5, 1:59)
NE	1 4:05	A. Carter 1 yd run (Vinatieri kick)(9-49, 5:51)
NE	2 8:16	K. Faulk 52 yd pass from Bledsoe (Vinatieri kick)(4-83, 1:26)
MIA	2 3:40	H. Goodwin 9 yd pass from Fiedler (Mare kick)(3-12, 1:25)
MIA	2 2:13	L. Smith 1 yd run (Mare kick)(3-9, 0:52)
NE	2 0:03	T. Glenn 16 yd pass from Bledsoe (Vinatieri kick)(10-80, 2:10)
NE	3 6:17	A. Vinatieri 33 yd field goal (8-48, 4:13)
MIA	4 4:09	L. Smith 1 yd run (Mare kick)(11-65, 5:18)
MIA	4 0:09	O. Mare 49 yd field goal (12-45, 3:35)

### Final Team Statistics

	MIA	NE
<b>First Downs</b> .....	25	18
<b>Third Down Eff.</b> .....	8-17-47%	4-10-40%
<b>Fourth Down Eff.</b> .....	0-0-0%	0-0-0%
<b>Total Net Yards</b> .....	310	348
Offensive Plays .....	72	57
<b>Net Yards Rushing</b> .....	47	37
Rushing Plays .....	24	21
<b>Net Yards Passing</b> .....	263	311
Sacked/Yds Lost .....	2/8	1/1
<b>Pass Att.-Comp.-Int</b> .....	46-31-0	35-18-2
<b>Punts/Avg.</b> .....	5/38.2	5/33.8
<b>Penalties/Yds</b> .....	5/25	5/58
<b>Fumbles/Lost</b> .....	0/0	1/1
<b>Touchdowns</b> .....	3	3
Rushing .....	2	1
Passing .....	1	2
Returns .....	0	0
<b>Field Goals Made-Att.</b> .....	2-4	1-1
<b>Time of Possession</b> .....	35:39	24:21

### Individual Statistics

Miami Dolphins							New England Patriots								
Rushing	Att	Yds	Avg	Lg	TD		Rushing	Att	Yds	Avg	Lg	TD			
L. Smith	20	26	1.3	9	2		K. Faulk	12	34	2.8	9	0			
J. Fiedler	2	22	11.0	17	0		T. Glenn	1	4	4.0	4	0			
A. Denson	2	-1	-0.5	0	0		J. Redmond	6	3	0.5	3	0			
							A. Carter	2	-4	-2.0	1t	1			
Total	24	47	2.0	17	2		Total	21	37	1.8	9	1			
Passing	Att	Cmp	Yds	S/YL	TD	LG	I	Passing	Att	Cmp	Yds	S/YL	TD	LG	I
J. Fiedler	45	30	264	2/8	1	24	0	D. Bledsoe	34	18	312	1/1	2	59	2
D. Huard	1	1	7	0/0	0	7	0	M. Bishop	1	0	0	0/0	0	0	0
Receiving	Att	Yds	Avg	Lg	TD		Receiving	Att	Yds	Avg	Lg	TD			
O. Gadsden	7	43	6.1	11	0		T. Brown	8	102	12.8	22	0			
J. Weaver	5	63	12.6	17	0		J. Wiggins	4	81	20.3	59	0			
O.J. McDuffie	5	44	8.8	15	0		K. Faulk	2	80	40.0	52t	1			
T. Martin	4	44	11.0	24	0		T. Glenn	2	41	20.5	25	1			
L. Smith	2	21	10.5	14	0		J. Redmond	2	8	4.0	6	0			
D. Dyer	2	14	7.0	13	0										
A. Denson	2	11	5.5	12	0										
H. Goodwin	2	11	5.5	9t	1										
J. Ogden	1	12	12.0	12	0										
J.J. Johnson	1	8	8.0	8	0										
Total	31	271	8.7	24	1		Total	18	312	17.3	59	2			
Interceptions	No	Yds	Avg	Lg	TD		Interceptions	No	Yds	Avg	Lg	TD			
J. Taylor	1	2	2.0	2	0		none								
Z. Thomas	1	0	0.0	0	0										
Punting	No	Yds	Avg	TB	In20	LG	Punting	No	Yds	Avg	TB	In20	LG		
M. Turk	5	191	38.2	2	1	50	L. Johnson	4	169	42.3	0	1	51		
							[blocked]	1	0	0.0	0	0	0		
Punt Returns	No	FC	Yds	Lg	TD		Punt Returns	No	FC	Yds	Lg	TD			
J. Ogden	2	0	67	56	0		T. Brown	2	1	10	6	0			
O.J. McDuffie	0	1	0	0	0		[touchback]	2	0	0	0	0			
Kickoff Returns	No	FC	Yds	Lg	TD		Kickoff Returns	No	FC	Yds	Lg	TD			
K. Williams	2	0	40	21	0		C. Jackson	3	0	66	24	0			
A. Denson	2	0	38	20	0		T. Bruschi	1	0	6	6	0			
H. Goodwin	1	0	0	0	0		[touchback]	2	0	0	0	0			





**NEW ENGLAND PATRIOTS**

# **FRANCHISE HISTORY**



# PRO FOOTBALL HALL OF FAME


Ten players have been inducted into the Patriots Hall of Fame, including six who have had their uniform numbers retired by the team – Gino Cappelletti (20), Mike Haynes (40), Steve Nelson (57), John Hannah (73), Jim Lee Hunt (79) and Bob Dee (89). Only three Patriots have received Pro Football's highest honor with their induction into the Pro Football Hall of Fame. John Hannah remains the only career Patriot to earn the honor, while Nick Buoniconti and Mike Haynes both earned induction after spending the first half of their careers with the Patriots. Buoniconti was the most recent Patriots inductee, entering the Pro Football Hall of Fame with the Class of 2001.



## #73 John Hannah ★ G ★ Alabama ★ Inducted to Pro Football Hall of Fame in 1991 ★ Inducted to Patriots Hall of Fame in 1991

Hannah played his entire career with the Patriots, from 1973 through the Super Bowl season of 1985 ... Regarded by many as the greatest guard to ever play the game and was the first Patriot player inducted into the Professional Football Hall of Fame ... One of two Patriots voted to the NFL's 75th Anniversary Team ... Played in 183 games, which ranks fifth in franchise history ... He only missed five games due to injuries during his 13-year career ... Selected to nine Pro Bowls (1976, 1978-85), a Patriots team record ... Called "The Greatest Offensive Lineman of All Time" by *Sports Illustrated* in their Aug. 3, 1981 cover story ... Elected by his peers as the Offensive Lineman of the Year for four straight seasons (1978-81) ... Powered an offensive line that helped set an NFL record with 3,165 rushing yards in 1978 – a record that has not been challenged in 22 seasons ... Hannah was the first

rookie offensive lineman in franchise history to start in his NFL debut ... The Alabama product played for the legendary Coach Paul "Bear" Bryant and was drafted fourth overall by the Patriots in the 1973 NFL draft.



## #40 Mike Haynes ★ CB ★ Arizona State ★ Inducted to Pro Football Hall of Fame in 1997 ★ Inducted to Patriots Hall of Fame in 1994

Played for the Patriots from 1976-82 ... Selected to the NFL's 75th Anniversary Team and All-NFL Team of the 1980s ... Voted to two All-Pro teams, six All-AFC teams and the All-Rookie team during his Patriots career ... Known for his tenacious man-to-man coverage ... Currently ranks second among the team's all-time leading punt returners with 111 for 1,159 yards (10.4 avg.) and fourth with 28 career interceptions ... Named to six Pro Bowls (1976-80 and 1982) in seven seasons ... Haynes was the first player in Patriots history to return a punt for a touchdown – 89 yards vs. Buffalo (11/7/76) ... Ranks third in NFL record book with 608 punt return yards by a rookie and established seven new punt return records for the Patriots during his rookie season ... Voted *The Sporting News* AFC Rookie of the Year in 1976 ... The Arizona State product was drafted fifth overall in the 1976 NFL draft.

### HAYNES' PATRIOTS STATISTICS

Years	G	Interceptions					Punt Returns				
		No	Yds	Avg	LG	Td	No	Yds	Avg	LG	Td
1976	14	8	90	11.3	28	0	45	608	13.5	89t	2
1977	14	5	54	10.8	22	0	24	200	8.3	46	0
1978	16	6	123	20.5	50	1	14	183	13.1	35	0
1979	16	3	66	22.0	33	0	5	16	3.2	5	0
1980	13	1	31	31.0	31	0	17	140	8.2	35	0
1981	8	1	3	3.0	3	0	6	12	2.0	6	0
1982	9	4	26	6.5	26	0	0	0	0.0	0	0
<b>Patriots Totals</b>	<b>90</b>	<b>28</b>	<b>393</b>	<b>14.0</b>	<b>50</b>	<b>1</b>	<b>111</b>	<b>1,159</b>	<b>10.4</b>	<b>89t</b>	<b>2</b>



# PRO FOOTBALL HALL OF FAME



**#85 Nick Buoniconti ★ LB★ Notre Dame ★ Inducted to Pro Football Hall of Fame in 2001 ★ Inducted to Patriots Hall of Fame in 1992**

Played seven years for the Patriots from 1962-68 ... Buoniconti was a perennial AFL All-Star, appearing in five games during his Patriots career (1963-67) ... In 1966, he received the most votes and was a consensus All-Star selection ... Enters the 2001 season ranked seventh overall in Patriots history with 24 career interceptions ... Former Kansas City Chief QB Len Dawson said of Buoniconti, "If you are lucky enough to knock him down, you have to lay on him or he'll get right back into

the play" ... The Springfield, Mass. native took night classes during the season at Suffolk University and received his law degree in 1968.

## BUONICONTI'S PATRIOTS STATISTICS

Years	Games	Int	Yds	Avg.	LG	Td	Sacks
1962	14	2	3	1.5	3	0	1.0
1963	14	3	42	14.0	26	0	6.5
1964	14	5	75	15.0	26	0	4.5
1965	14	3	31	10.3	26	0	2.0
1966	14	4	43	10.8	41	0	0.0
1967	13	4	7	1.8	7	0	1.0
1968	8	3	22	7.3	14	0	3.0
<b>Patriots Totals</b>	<b>91</b>	<b>24</b>	<b>223</b>	<b>9.3</b>	<b>41</b>	<b>0</b>	<b>18.0</b>

# PATRIOTS HALL OF FAME

The team's 10 Hall of Famers include the three Pro Football Hall of Famers listed above (Buoniconti, Hannah and Haynes) plus the seven players to follow listed in alphabetical order.

## #20 Gino Cappelletti ★WR/K ★ Minnesota ★ Inducted in 1992

Cappelletti was an original Patriot who played for the Patriots from 1960-70 ... Cappelletti is the Patriots all-time leading scorer with 1,130 points (42 TDs, 176 FGs and 342 PATs), which ranks 21st among the NFL's all-time leading scorers ... One of only three men to play every game in the 10-year history of the AFL ... Led the AFL in scoring five times and holds two of the top five scoring seasons in NFL history - 155 points in 1964 and 147 points in 1961 ... Currently ranks fourth among the Patriots all-time leading receivers with 292 catches for 4,589 yards ... Holds the Patriots record for extra points attempted (353), made (342), field goals attempted (333) and field goals made (176) ... He was a five-time AFL All-Star and is currently the Patriots color analyst on WBCN's Patriots Rock Radio Network.



## CAPPELLETTI'S PATRIOTS STATISTICS

Receptions							Kicking							Receptions							Kicking						
Years	G	No	Yds	Avg	LG	TD	XP	XPA	FG	FGA	Pts	Years	G	No	Yds	Avg	LG	TD	XP	XPA	FG	FGA	Pts				
1960	14	1	28	28.0	28	0	30	32	8	21	60	1966	14	43	676	15.7	63t	6	35	36	16	32	119				
1961	14	45	768	17.1	53	8	48	50	17	32	147	1967	14	35	397	11.3	35	3	29	30	16	31	95				
1962	14	34	479	14.5	40	5	38	40	20	37	128	1968	14	13	182	14.0	30	2	26	26	15	27	83				
1963	14	34	493	14.5	38	2	35	36	22	38	113	1969	14	1	21	21.0	21	0	26	27	14	34	68				
1964	14	49	865	17.7	58t	7	37	37	25	39	155	1970	13	0	0	0.0	0	0	12	13	6	15	30				
1965	14	37	680	18.4	57t	9	27	27	17	27	132	Totals	153	292	4,589	15.7	63t	42	342	353	176	333	1,130				



# PATRIOTS HALL OF FAME

## #89 Bob Dee ★ DE ★ Holy Cross ★ Inducted in 1993


Played for the Patriots from 1960-67 ... He was one of the ironmen of the AFL, never missing a game during his eight-year career and starting 112 consecutive games ... Entering the 2001 season, he ranks 14th on the Patriots all-time sack list with 27.5 ... Despite the equipment improvements over the years, Dee was a superstitious player who chose to wear the same helmet throughout his career (105 of 112 games) ... Scored the first touchdown in AFL history when he dove onto a fumble in the end zone in a preseason contest vs. Buffalo 7/30/60 ... Voted to four AFL All-Star teams (1961, 1963-65).



### DEE'S PATRIOTS STATISTICS

Years	G	Sacks	Years	G	Sacks	Years	G	Sacks
1960	14	2.5	1963	14	7.0	1966	14	2.5
1961	14	5.5	1964	14	3.5	1967	14	2.5
1962	14	4.0	1965	14	0.0	<b>Totals</b>	<b>112</b>	<b>27.5</b>

## #14 Steve Grogan ★ QB ★ Kansas State ★ Inducted in 1995




Played in 149 games during his 16-year playing career from 1975-1990 ... He finished his career as the Patriots all-time career passing leader with 26,886 yards and 182 touchdowns ... Rushed for 2,164 yards (4.9 avg.) and 35 touchdowns during his career ... Grogan's 35 rushing touchdowns rank third in Patriots history ... Ranks third in club history with 12 rushing touchdowns in a season (1976) ... Holds the Patriots single-game record with a 159.3 quarterback rating, which he achieved by completing 13-of-18 passes for 315 yards and five touchdowns and no interceptions (9/9/79 vs. NY Jets) ... Despite playing quarterback, he was still revered as one of the hardest hitters and toughest Patriots in franchise history.

### GROGAN'S PATRIOTS STATISTICS

Passing								Rushing			Years	G	Att	Comp	Yds	TD	Int	Rat.	Att	Yds	TD
Years	G	Att	Comp	Yds	TD	Int	Rat.	Att	Yds	TD	1983	12	303	168	2,411	15	12	81.4	23	108	2
1975	13	274	139	1,976	11	18	60.4	30	110	3	1984	3	68	32	444	3	6	46.4	7	12	0
1976	14	302	145	1,903	18	20	60.4	60	397	12	1985	7	156	85	1,311	7	5	84.1	20	29	2
1977	14	305	160	2,162	17	21	65.2	61	324	1	1986	4	102	62	976	9	2	113.8	9	23	1
1978	16	362	181	2,824	15	23	63.6	81	539	5	1987	7	161	93	1,183	10	9	78.2	20	37	2
1979	16	423	206	3,286	28	20	77.4	64	368	2	1988	6	140	67	834	4	13	37.6	6	12	1
1980	12	306	175	2,475	18	22	73.1	30	112	1	1989	7	261	133	1,697	9	14	60.8	9	19	0
1981	8	216	117	1,859	7	16	63.0	12	49	2	1990	4	92	50	615	4	3	76.1	4	-5	0
1982	6	122	66	930	7	4	84.4	9	42	1	Totals	149	3,593	1,879	26,886	182	208	69.6	445	2,176	35

## #79 Jim Lee Hunt ★ DT ★ Prairie View ★ Inducted in 1993

Nicknamed "Earthquake" by his teammates ... He played in 141 games during his 12-year Patriots career (1960-71) and was one of the original Patriots ... Voted to four AFL All-Star games (1961, 1966-67 and 1969) ... Currently ranks 13th on the Patriots all-time sack list with 29.0 ... Voted "the best pass rushing tackle in the AFL, by AFL scouts in 1967 ... At 5-feet-11-inches and 255 pounds, Hunt possessed great size and speed in his era ... He once intercepted a pass and out-ran running backs Billy Cannon and Charley Taylor on a 79-yard touchdown return.




### HUNT'S PATRIOTS STATISTICS

Years	G	Sacks	Years	G	Sacks	Years	G	Sacks
1960	6	0.0	1965	14	3.0	1969	14	3.5
1961	14	3.0	1966	14	9.0	1970	14	2.5
1962	14	0.0	1967	14	5.0	1971	14	0.0
1963	14	0.0	1968	14	1.5	<b>Totals</b>	<b>141</b>	<b>29.0</b>
1964	14	2.5						



# PATRIOTS HALL OF FAME



**#57 Steve Nelson ★ LB ★ North Dakota St. ★ Inducted in 1993**

Played for the Patriots from 1974-87 ... Nelson was the nucleus of Patriots defense for 14 years ... Voted to three Pro Bowls (1981, 1985-86) ... Played in 174 games, which ranks sixth in franchise history ... Recorded over 100 tackles nine times during his career and finished with 1,776 tackles, an average of 10.2 per game ... Currently ranks 17th overall in Patriots history with 18.0 career sacks ... Registered 17 career interceptions, including five in 1978 ... Led the team in tackles in eight of his 14 seasons ... In 1984, he posted a career-high 207 total tackles, an unofficial team record ... He was credited with a career-high 22 stops vs. NY Jets (9/19/82).

## NELSON'S PATRIOTS STATISTICS

Years	G	TT	UT	Sack	Int	Yds	Years	G	TT	UT	Sack	Int	Yds	Years	G	TT	UT	Sack	Int	Yds
1974	11	79	58	0	0	0	1979	15	135	85	2	1	18	1984	16	207	71	3.5	1	0
1975	14	157	118	2	2	8	1980	16	186	116	0	3	37	1985	15	149	74	2	0	0
1976	10	91	57	1	2	32	1981	12	126	62	0	0	0	1986	10	70	36	1	2	21
1977	13	134	90	4.5	0	0	1982	9	130	45	0	0	0	1987	11	99	35	0	0	0
1978	14	115	75	1	5	104	1983	8	98	30	1	1	6	<b>Totals</b>	<b>174</b>	<b>1,776</b>	<b>952</b>	<b>18</b>	<b>17</b>	<b>226</b>


**#15 Vito "Babe" Parilli ★ QB ★ Kentucky ★ Inducted in 1993**

Played for the Patriots from 1961-67 ... Enters the 2001 season ranked third among the Patriots all-time career passing leaders with 16,747 yards and 132 touchdowns on 2,413 attempts ... His 1,140 career completions currently ranks third ... Threw for over 20,000 yards during his NFL career ... Established nearly every Patriots passing record during the 1960s and still holds the single-season touchdown record with 31 touchdown passes in 1964 ... Voted to three AFL All-Star teams (1963-64 and 1966) and earned the AFL's Comeback Player of the Year honor in 1966.



## PARILLI'S PATRIOTS STATISTICS

Passing								Years	G	Att	Comp	Yds	TD	Int	Rat.
Years	G	Att	Comp	Yds	TD	Int	Rat.	1964	14	473	228	3,465	31	27	70.8
1961	14	198	104	1,314	13	9	76.5	1965	14	426	173	2,597	18	26	50.0
1962	10	253	140	1,988	18	8	91.5	1966	14	382	181	2,721	20	20	66.9
1963	14	337	153	2,345	13	24	52.1	1967	14	344	161	2,317	19	24	58.5
								<b>Totals</b>	<b>94</b>	<b>2,413</b>	<b>1,140</b>	<b>16,747</b>	<b>132</b>	<b>138</b>	<b>64.8</b>



**#56 Andre Tippett ★ LB ★ Iowa ★ Inducted in 1999**

Played for the Patriots from 1982-93 ... Voted to five pro bowls (1984-88) ... Finished his career as the only Patriots player to record 100 career sacks (at the time, he was just the seventh player in NFL history to reach that mark) ... Set the Patriots franchise single-season sack record with 18.5 in 1984 ... Also holds the second and third highest totals with 16.5 in 1985 and 12.5 in 1987 ... Finished his career with 14 forced fumbles and 17 fumble recoveries (tied for first in team history) ... Played on three playoff teams, including the 1985 AFC Championship team ... Tippett was originally drafted by the Patriots in the second round of the 1982 draft (41st overall) ... Missed the 1989 season due to a preseason injury ... He is currently the assistant director of pro scouting for the Patriots.

## TIPPETT'S PATRIOTS STATISTICS

Years	G	TT	UT	Sack	FF	FR	Years	G	TT	UT	Sack	FF	FR	Years	G	TT	UT	Sack	FF	FR
1982	9	28	10	0	0	1	1987	13	83	53	12.5	0	3	1992	14	40	33	7	3	0
1983	15	86	48	8.5	1	1	1988	12	50	31	7	0	0	1993	16	76	50	8.5	1	4
1984	16	118	48	18.5	1	0	1989	Injured Reserve						Totals	151	778	456	100	14	17
1985	16	97	65	16.5	3	3	1990	13	72	38	3.5	1	1							
1986	11	63	39	9.5	2	1	1991	16	65	41	8.5	2	3							



## RETIRED NUMBERS

Six of the nine players who have been inducted into the Patriots Hall of Fame, have had their uniform numbers retired – Gino Cappelletti (20), Mike Haynes (40), Steve Nelson (57), John Hannah (73), Jim Lee Hunt (79) and Bob Dee (89).



**GINO CAPPELLETTI**

WR / K ★ Minnesota



**MIKE HAYNES**

CB ★ Arizona State



**STEVE NELSON**

LB ★ North Dakota State



**JOHN HANNAH**

G ★ Alabama



**JIM LEE HUNT**

DT ★ Prairie View



**BOB DEE**

DE ★ Holy Cross



# PATRIOTS TEAM OF THE CENTURY

The team of the century was selected by readers of *Patriots Football Weekly* through mail-in and online voting.

## Position

### Quarterback

Running Back  
Running Back  
Wide Receiver  
Wide Receiver  
Tight End  
Center  
Guard  
Guard  
Tackle  
Tackle


## OFFENSE

### Player


**Drew Bledsoe**  
Sam Cunningham  
Curtis Martin  
Stanley Morgan  
Gino Cappelletti  
Ben Coates  
Pete Brock  
John Hannah  
Sam Adams  
Bruce Armstrong  
Leon Gray

### Years Played

**1993-present**  
1973-79, 81-82  
1995-97  
1977-89  
1960-70  
1991-99  
1976-87  
1973-85  
1972-80  
1987-00  
1973-78




QB Drew Bledsoe




DE Willie McGinest



LB Ted Johnson



CB Ty Law



SS Lawyer Milloy

## DEFENSE

### Player

Julius Adams  
**Willie McGinest**  
Houston Antwine  
Jim Lee Hunt  
Andre Tippett  
Steve Nelson  
**Ted Johnson**  
Vincent Brown  
**Ty Law**  
Mike Haynes  
**Lawyer Milloy**  
Fred Marion

### Years Played

1971-77, 79-85, 87  
**1994-present**  
1961-71  
1960-71  
1982-88, 90-93  
1974-87  
**1995-present**  
1988-95  
**1995-present**  
1976-82  
**1996-present**  
1982-91

## Position

Defensive End  
**Defensive End**  
Defensive Tackle  
Defensive Tackle  
Linebacker  
Linebacker  
**Linebacker**  
Linebacker  
**Cornerback**  
Cornerback  
**Safety**  
Safety

## SPECIAL TEAMS

### Player

Gino Cappelletti  
Rich Camarillo

### Years Played

1960-70  
1981-87

## Position

Kicker  
Punter

## Player of the Century

John Hannah, 1973-85  
Head Coach  
Bill Parcells, 1993-96



John Hannah



# PATRIOTS 35TH ANNIVERSARY TEAM

In 1994, a panel of local media members selected the Patriots 35th Anniversary Team. There are 11 offensive players, 12 defensive players and three specialists listed below.

## OFFENSE

Position	Player	Years Played
Quarterback	Steve Grogan	1975-90
Running Back	Jim Nance	1965-71
Running Back	Sam Cunningham	1973-79, 81-82
Wide Receiver	Stanley Morgan	1977-89
Wide Receiver	Gino Cappelletti	1960-70
Tight End	Russ Francis	1975-80, 87-88
Tackle	Bruce Armstrong	1987-00
Tackle	Tom Neville	1965-77
Guard	John Hannah	1973-85
Guard	Sam Adams	1972-80
Center	Jon Morris	1964-74



RB Jim Nance

## DEFENSE

Position	Player	Years Played
Defensive End	Julius Adams	1971-79, 85-87
Defensive End	Larry Eisenhauer	1961-69
Defensive Tackle	Houston Antwine	1961-71
Defensive Tackle	Jim Lee Hunt	1960-71
Linebacker	Andre Tippett	1982-93
Linebacker	Nick Buoniconti	1962-68
Linebacker	Steve Nelson	1974-87
Linebacker	Sam Hunt	1974-79
Cornerback	Mike Haynes	1976-82
Cornerback	Raymond Clayborn	1977-89
Safety	Fred Marion	1982-91
Safety	Ron Hall	1961-67



S Fred Marion

## SPECIALISTS


Position	Player	Years Played
Kicker	Gino Cappelletti	1960-70
Punter	Rich Camarillo	1981-87
Specialist	Mosi Tatupu	1978-90

# PATRIOTS ALL-AFL 10 YEAR ANNIVERSARY TEAM

The first All-Time Patriots team was voted on by the Patriots fans. The ballots were tallied on November 27, 1971 and announced during halftime of the 1971 season finale.

## OFFENSE

Position	Player	Years Played
Quarterback	Vito "Babe" Parilli	1961-67
Fullback	Jim Nance	*1965-71
Running Back	Larry Garron	1960-68
Wide Receiver	Jim Colclough	1960-68
Wide Receiver	Art Graham	1963-69
Tight End	Jim Whalen	1965-69
Tackle	Charlie Long	1961-69
Tackle	Tom Neville	*1965-77
Guard	Billy Neighbors	1962-65
Guard	Len St. Jean	*1964-73
Center	Jon Morris	*1964-74



T Tom Neville

## DEFENSE

Position	Player	Years Played
Defensive End	Bob Dee	1960-67
Defensive End	Larry Eisenhauer	1961-69
Defensive Tackle	Houston Antwine	*1961-71
Defensive Tackle	Jim Lee Hunt	*1960-71
Outside Linebacker	Tom Addison	1960-67
Outside Linebacker	Ed Philpott	*1966-71
Middle Linebacker	Nick Buoniconti	1962-68
Cornerback	Chuck Shonta	1960-67
Cornerback	Daryl Johnson	*1968-71
Safety	Don Webb	*1962-71
Safety	Ron Hall	1961-67



S Ron Hall

## SPECIALISTS

Position	Player	Years Played
Kicker	Gino Cappelletti	1960-70
Punter	Tom Yewcic	1961-67

\* denotes active status at time of selection



# PATRIOTS IN THE PRO BOWL

## 1960 (0)

No game played

## 1961 (7)

LB Tom Addison (1)  
DB Fred Bruney (1)  
WR Gino Cappelletti (1)  
DE Bob Dee (1)  
HB Larry Garron (1)  
DT Jim Hunt (1)  
OG Charlie Leo (1)

## 1962 (6)

LB Tom Addison (2)  
DB Fred Bruney (2)  
DE Larry Eisenhauer (1)  
WR Jim Colclough (1)  
DB Dick Felt (1)  
OT Charlie Long (1)

## 1963 (11)

LB Tom Addison (3)  
DT Houston Antwine (1)  
LB Nick Buoniconti (1)  
WR Gino Cappelletti (2)  
DE Bob Dee (2)  
DE Larry Eisenhauer (2)  
FB Larry Garron (2)  
DB Ron Hall (1)  
OG Charlie Long (2)  
OG Billy Neighbors (1)  
QB Babe Parilli (1)

## 1964 (9)

LB Tom Addison (4)  
DT Houston Antwine (2)  
LB Nick Buoniconti (2)  
WR/K Gino Cappelletti (3)  
DE Bob Dee (3)  
DE Larry Eisenhauer (3)  
RB Larry Garron (3)  
OC Jon Morris (1)  
QB Babe Parilli (2)

## 1965 (4)

DT Houston Antwine (3)  
LB Nick Buoniconti (3)  
DE Bob Dee (4)  
OC Jon Morris (2)

## 1966 (11)

DT Houston Antwine (4)  
LB Nick Buoniconti (4)

## 1966 (cont.)

WR/K Gino Cappelletti (4)  
DE Larry Eisenhauer (4)  
DT Jim Lee Hunt (2)  
OC Jon Morris (3)  
FB Jim Nance (1)  
OT Tom Neville (1)  
QB Babe Parilli (3)  
DB Chuck Shonta (1)  
OG Len St. Jean (1)

## 1967 (7)

DT Houston Antwine (5)  
LB Nick Buoniconti (5)  
RB Larry Garron (4)  
DT Jim Lee Hunt (3)  
OC Jon Morris (4)  
FB Jim Nance (2)  
OT Don Oakes (1)

## 1968 (5)

DT Houston Antwine (6)  
WR/K Gino Cappelletti (5)  
CB Leroy Mitchell (1)  
OC Jon Morris (5)  
OT Tom Neville (2)

## 1969 (6)

RB Carl Garrett (1)  
DT Jim Lee Hunt (4)  
OC Jon Morris (6)  
WR Ron Sellers (1)  
QB Mike Taliaferro (1)  
S Don Webb (1)

## 1970 (1)

OC Jon Morris (7)

## 1971-75 (0)

None

## 1976 (4)

TE Russ Francis (1)  
OT Leon Gray (1)  
OG John Hannah (1)  
CB Mike Haynes (1)

## 1977 (2)

TE Russ Francis (2)  
CB Mike Haynes (2)

## 1978 (5)

FB Sam Cunningham (1)  
TE Russ Francis (3)  
OT Leon Gray (2)

## 1978 (cont.)

OG John Hannah (2)  
CB Mike Haynes (3)  
**1979 (3)**  
OG John Hannah (3)  
CB Mike Haynes (4)  
WR Stanley Morgan (1)

## 1980 (7)

DE Julius Adams (1)  
FS Tim Fox (1)  
OG John Hannah (4)  
CB Mike Haynes (5)  
WR Stanley Morgan (2)  
LB Steve Nelson (1)  
PK John Smith (1)

## 1981 (1)

OG John Hannah (5)

## 1982 (2)

OG John Hannah (6)  
CB Mike Haynes (6)

## 1983 (5)

CP Rich Camarillo (1)  
CB Ray Clayborn (1)  
RB Tony Collins (1)  
OG John Hannah (7)  
OT Brian Holloway (1)

## 1984 (4)

OG John Hannah (8)  
OT Brian Holloway (2)  
LB Steve Nelson (2)  
LB Andre Tippett (1)

## 1985 (8)

CB Ray Clayborn (2)  
RT Irving Fryar (1)  
OG John Hannah (9)  
OT Brian Holloway (3)  
RB Craig James (1)  
FS Fred Marion (1)  
LB Steve Nelson (3)  
LB Andre Tippett (2)

## 1986 (5)

CB Ray Clayborn (3)  
K Tony Franklin (1)  
WR Stanley Morgan (3)  
SpT Mosi Tatupu (1)  
LB Andre Tippett (3)

## 1987 (2)

WR Stanley Morgan (4)  
LB Andre Tippett (4)

## 1988 (3)

RB John Stephens (1)  
LB Andre Tippett (5)  
LB Johnny Rember (1)

## 1989 (1)

LB Johnny Rember (2)

## 1990 (1)

OT Bruce Armstrong (1)

## 1991 (2)

OT Bruce Armstrong (2)  
TE Marv Cook (1)

## 1992 (1)

TE Marv Cook (2)

## 1993 (0)

None

## 1994 (3)

OT Bruce Armstrong (3)  
QB Drew Bledsoe (1)  
TE Ben Coates (1)

## 1995 (3)

OT Bruce Armstrong (4)  
TE Ben Coates (2)  
RB Curtis Martin (1)

## 1996 (6)

OT Bruce Armstrong (5)  
QB Drew Bledsoe (2)  
TE Ben Coates (3)  
RB Curtis Martin (2)  
RE Willie McGinest (1)  
KR David Meggett (1)

## 1997 (5)

OT Bruce Armstrong (6)  
QB Drew Bledsoe (3)  
TE Ben Coates (4)  
LB Chris Slade (1)  
SpT Larry Whigham (1)

## 1998 (3)

TE Ben Coates (5)  
CB TyLaw (1)  
S Lawyer Milloy (1)

## 1999 (2)

WR Terry Glenn (1)  
S Lawyer Milloy (2)

## 2000 (0)

None

# PATRIOTS PRO BOWL RECORDS

## MOST APPEARANCES

- 9 John Hannah (1976, 1978-85)
- 6 Houston Antwine (1963-68)
- 6 Bruce Armstrong (1990-91, 94-97)
- 6 Mike Haynes (1976-80, 82)

## MOST CONSECUTIVE APPEARANCES

- 8 John Hannah (1978-85)
- 5 Houston Antwine (1963-68)
- 5 Ben Coates (1994-98)
- 5 Mike Haynes (1976-80)

NOTE: The number shown in parentheses indicates the number of Pro Bowl appearances. From 1960-70, Patriots players played in the AFL All-Star Game. All dates listed following 1970 represent NFL Pro Bowl games. The year indicates the season in which the player was selected for Pro Bowl participation, but the game itself is played the following January or February. For example, players selected in the 1995 season played in the 1996 Pro Bowl, but are listed under 1995.



# HISTORICAL DATES

## 1959

- Nov. 16 American Football League's eighth and final franchise is awarded to William H. Sullivan, Jr.
- Nov. 22 Northwestern RB Ron Burton is selected as first draft choice and Syracuse RB Gerhardt Schwedes is made first territorial choice.
- Dec. Mike Holovak is named director of player personnel. He is the first executive hired.
- Dec. 20 Clemson QB Harvey White becomes the first player to sign a Boston Patriots contract.

## 1960

- Feb. 8 Lou Saban is appointed first head coach.
- Feb. 20 As the result of a public contest, the team nickname of Patriots is chosen. The Patriots also announce that the team colors will be red, white and blue.
- April 1 Boston University Field is named as the Patriots first home.
- April 2 Patriots become first pro team in history to issue public stock.
- April 19 Uniformed Patriot centering football (creative work of Boston/Worcester cartoonist Phil Bissell) is adopted as team logo.
- July 4 Team opens first training camp at the University of Massachusetts, 350 players attended.
- July 30 In the AFL's first ever preseason game, the Patriots defeat Buffalo 28-7 at War Memorial Stadium. Patriots DE Bob Dee recovered a fumble for the league's first touchdown.
- Aug. 14 Patriots play their first home game ever at Harvard Stadium, a 24-14 loss to the Dallas Texans before 11,000 fans.
- Sept. 9 In their first regular season game, the Patriots open with a 13-10 loss to Denver at B.U. Field before a crowd of 21,597.
- Sept. 16 DB Chuck Shonta recovered a fumble on the final play of the game and ran for a touchdown to give the Patriots their first victory with a 28-24 advantage over the N.Y. Titans at the Polo Grounds in New York.

## 1961

- Oct. 10 Mike Holovak replaces Lou Saban as head coach.
- Oct. 20 The Patriots game with the Buffalo Bills at Boston University is postponed due to the threat of a hurricane. The game was played two days later (10/22) and the Patriots scored a 52-21 victory.
- Dec. 17 The Patriots ended the season with a 41-0 shutout over San Diego to finish with a 9-4-1 record, second in the AFL Eastern Division. The 41-point margin of victory remains the largest shutout victory in Patriots history.

## 1962

- Sept. 16 Opened the season at Harvard Stadium and beat the Houston Oilers 34-21. The Patriots played the remainder of their games at Boston University Field.
- Nov. 18 QB Babe Parilli suffers a broken collar bone in a game at Houston. The Patriots lost the game and their first-place standing in the division.
- Dec. 12 The Oakland Raiders claim one of the AFL's most shocking upsets with a 20-0 victory over the Patriots in the season finale. It was the Raiders' only victory of the season and knocked the Patriots out of championship contention.

## 1963


- Oct. 11 Patriots play their first game in Fenway Park and beat Oakland 20-14.
- Dec. 28 With a 26-8 victory over Buffalo, the Patriots win the AFL's Eastern Division title in the league's only season-ending tie-breaker game.

## 1964

- Jan. 5 The Patriots lose the AFL title game, 51-10, to the Chargers at San Diego.
- Dec. 20 Gino Cappelletti finished the season with 155 total points, an AFL record and ranks fourth in NFL history.

## 1966

Rommie Loudd becomes the first African-American assistant coach in the AFL when Mike Holovak adds him to the Patriots coaching staff prior to the 1966 season. The following season, Loudd was named director of player personnel.



On September 16, 1960, the Patriots earned their first victory in franchise history, 28-24 over the N.Y. Titans. DB Chuck Shonta (above) recovered a fumble on the final play of the game and returned it for the game-winning touchdown.



## HISTORICAL DATES

Dec. 17 Jim Nance rushes for 78 yards against the N.Y. Jets in the season finale giving him 1,458 yards rushing for the season, a Patriots single-season team record until 1995. Nance was later honored with the league's Most Valuable Player award.

### 1967

Aug. 13 Patriots played the Baltimore Colts of the NFL in a preseason game. It was the first time the Patriots had played an NFL team. The Patriots lost the game 33-3.

Dec. 17 Jim Nance finishes the season with 1,216 yards rushing and becomes the first player in AFL history to rush for over 1,000 yards in back-to-back seasons.



**On November 10, 1968 Gino Cappelletti (above, center) caught a 19-yard touchdown pass against San Diego and became the first player in AFL history to score more than 1,000 points in his career. He finished his career with 1,130 points, which ranks him 21st in NFL history.**

### 1968

Nov. 10 Gino Cappelletti became the first player in AFL history to score more than 1,000 points in his career. He reached the milestone on a 19-yard touchdown reception from Tom Sherman.

### 1969

Jan. 30 Patriots appoint Clive Rush as vice president and head coach.

### 1970

Feb. 1 The AFL and NFL announce their merger, forming a common league with 26 teams, 13 in the American Football Conference and 13 in the National Football Conference.

April 4 Foxboro, Mass. selected as the new playing site for the Patriots.

Sept. 23 Official ground-breaking ceremonies begin for the construction of the Patriots new stadium in Foxboro, Mass. The stadium opened nearly one year later.

Nov. 12 John Mazur replaces Clive Rush as head coach.

### 1971

Mar. 22 The Boston Patriots are renamed the New England Patriots.

Aug. 15 The Patriots make their debut at Schaefer Stadium in Foxboro. Gino Cappelletti kicked a 36-yard FG for the first points scored in the stadium as the Patriots topped the N.Y. Giants 20-14 before 60,423 fans.

### 1972

Feb. 17 Made financial history by paying first cash dividend of 15 cents per share.

### 1973

Jan. 26 Chuck Fairbanks is named head coach and general manager.

Jan. 30 The Patriots solidify their franchise for years to come when they selected John Hannah (4th overall), RB Sam Cunningham (11th) and WR Darryl Stingley (19th) in the first round of the 1973 draft.

### 1975

Nov. 7 President William H. Sullivan, Jr. became the first majority owner in club history when he purchased additional voting stock to give him 88 percent of the franchise's voting stock.

### 1976

July 10 Patriots open their training camp for the first time at Bryant College in Smithfield, R.I. after spending the summers of 1969-75 at UMass/Amherst.

Dec. 5 Patriots defeat New Orleans 27-6 at Foxboro to qualify for their first NFL playoff appearance and their first playoff appearance since the 1963 AFL Championship game.

Dec. 8 Non-voting stockholders approve offer of \$15 per share made by Billy Sullivan to purchase all non-voting stock.

Dec. 18 Lost AFC wild-card playoff game to the eventual Super Bowl Champion Oakland Raiders, 24-21, in the final 10 seconds of the game.

### 1977

Aug. 20 Work completed on installation of new surface (Super Turf) in Schaefer Stadium.



# HISTORICAL DATES

## 1978

- Sept. 3 Mrs. William H. (Mary M.) Sullivan, Jr. elected to the Patriots board of directors.
- Dec. 10 Patriots clinch their first outright divisional championship in the club's history with a last minute 26-24 victory over Buffalo at home.
- Dec. 31 Patriots lose 31-14 to Houston in first playoff game ever played in Foxboro.

## 1979

- April 2 Patriots announce that head coach and general manager Chuck Fairbanks has been released from his contract to assume duties as head football coach at the University of Colorado.
- April 6 Francis "Bucko" Kilroy named general manager and former Patriots offensive coordinator Ron Erhardt is named head coach.
- Sept. 3 Former Patriots wide receiver Darryl Stingley is named Executive Director of Player Personnel.
- Oct. 23 Jeanne Sullivan McKeigue is elected as member of the club's Board of Directors.
- Dec. 16 In a 27-23 victory over the Minnesota Vikings to close out the 1979 regular season, WR's Harold Jackson and Stanley Morgan became the first and second players in Patriots history to surpass the 1,000-yard receiving single-season mark. Jackson finished the 1979 campaign with 1,013 yards and Morgan totaled 1,002.

## 1980

- Feb. 25 Paul Sonnabend resigns as Executive Director of the NFL Management Council and is appointed as Vice President and a member of the Board of Directors of the Patriots.
- April 8 William H. "Billy" Sullivan, Jr., President of the Patriots, is re-elected as Chairman of the Board of NFL Properties.

## 1981

- Nov. 29 FB Sam Cunningham, with 35 yards on nine carries against St. Louis at Foxboro, surpasses Jim Nance (5,323 yards on 1,323 carries) as the Patriots all-time career rushing leader.

## 1982




- Jan. 15 Ron Meyer, head coach at Southern Methodist University from 1976-81, is named the Patriots eighth head coach in club history.
- Dec. 12 The Patriots defeat the Miami Dolphins 3-0 in the infamous "Snow Plow Game." Mark Henderson used his snow plow and cleared a kicking surface on the Schaefer Stadium turf for John Smith. Smith then connected on a 33-yard field goal which would be the only scoring of the game.

## 1983

- Jan. 8 In their first playoff appearance since 1978, the Patriots lose to the eventual AFC Champion Miami Dolphins at the Orange Bowl, 28-13.
- Feb. 16 General manager Bucko Kilroy is promoted to the position of Vice President and Patrick Sullivan, assistant general manager for four years, is named general manager.
- May 17 William F. Finucane and Jeannette Allen Keefe are elected to the Patriots Board of Directors.
- May 23 Schaefer Stadium is renamed Sullivan Stadium in honor of the founder and driving force behind the Patriots franchise, William H. "Billy" Sullivan, Jr.
- June 29 Sullivan Stadium is officially rededicated and the Boston Pops perform a concert in the stadium that is open free-of-charge to the public.

## 1984

- June 1 The Patriots organize a fan advisory board, a group of season ticket holders who will help advise the Patriots on how to make Sullivan Stadium a more exciting and more pleasant place to bring a family to watch an NFL game.



On December 12, 1982 the Patriots defeated the Miami Dolphins 3-0 in the infamous "Snow Plow Game." Mark Henderson used his snow plow and cleared a kicking surface on the Schaefer Stadium turf for John Smith. Smith then connected on a 33-yard field goal which would be the only scoring of the game.



## HISTORICAL DATES

June 5 In the first-ever NFL Supplemental Draft, the Patriots select slotback Ricky Sanders of the Houston Gamblers, running back Eric Jordan of the Oakland Invaders and quarterback Walter Lewis of the Memphis Showboats.

Aug. 10 The Patriots install a new SuperTurf surface at Sullivan Stadium. The original SuperTurf was installed in 1977.

Oct. 25 Hall of Fame receiver Raymond Berry is named the head coach of the Patriots, replacing Ron Meyer. Berry, a former Patriots assistant coach, becomes the team's ninth head coach.

### 1985

July 26 Patrick J. Sullivan, William H. Sullivan III and Mrs. Nancie Chamberlain are elected to the Patriots Board of Directors.

Oct. 13 Raymond Clayborn establishes a new team record for consecutive starts by starting his 111th straight game. Ray Hamilton had the old mark of 110 (set Sept. 16, 1973 to Oct. 26, 1980). Clayborn celebrated the record-setting day by scoring his first professional touchdown on a 27-yard interception return.

Dec. 28 The Patriots defeated the New York Jets, 26-14, at The Meadowlands (East Rutherford, N.J.) in the AFC wild-card game. With the victory, the Patriots won their first NFL playoff game (the Patriots had an 0-3 NFL playoff record prior to the game).

### 1986

Jan. 12 The Patriots defeated the Miami Dolphins, 31-14, to claim their first AFC Championship in team history. In doing so, the Patriots ended an 18-game losing streak at the Orange Bowl that began in 1967. Raymond Berry became the first Patriots head coach to lead his team to the Super Bowl.

Jan. 26 Super Bowl XX versus the Chicago Bears in the Louisiana Superdome in New Orleans. The Bears won the game, 46-10. The game, shown on NBC-TV, was the third-highest rated Super Bowl in history with a 48.3 rating and a 70 share (one rating point represents 859,000 TV households; a share is the percentage of sets in use). Only the 1982 and 1983 Super Bowls had higher ratings. It was the most widely watched TV show ever with 127 million viewers (topping the previous high of 121,600,000 who watched the final *MASH* episode on February 28, 1983). The previous high in terms of viewers was Super Bowl XIX between the 49ers and the Dolphins (115,880,000). An additional, 300 million people in China watched the game on tape delay.

Jan. 27 Defensive end Julius Adams retires after 15 years (all with the Patriots). Adams, a second-round draft choice in 1971 out of Texas Southern, was the oldest active defensive lineman in the league at age 37 when he retired. He held the team record until 2000 with 210 games played.

June 12 Coach Raymond Berry, who led the Patriots to the AFC Championship and Super Bowl XX in his first full season as the team's head coach, signs new five-year contract.

June 30 John Hannah, who was selected to the Pro Bowl a team record nine times, announces his retirement from the NFL. He retires after starting 183 games, a team record until 1999.

Sept. 7 1985 AFC Championship banner is raised at Sullivan Stadium in pregame ceremony prior to the season opener vs. Indianapolis. The banner is 10 feet wide and 15 feet long. Mr. William H. "Billy" Sullivan, Jr. is joined by the governors from each of the New England states.

Sept. 21 QB Tony Eason throws for a then team-record 414 yards. The Patriots lose to Seattle, 38-31, in the game played in Foxboro. Eason was 26-of-45 with three touchdowns and no interceptions.

Dec. 7 WR Stanley Morgan establishes a new team record for catches in one season with his 67th catch (had five catches on the day). Morgan, who finished the season with 84 catches, broke Derrick Ramsey's previous mark of 66 catches, set in 1984.

Dec. 31 NEP Partners purchase a three-year option to buy the Patriots.

### 1987

Sept. 13 Patriots become first NFL team to have its games on a French-speaking radio network on a regular basis. CKLM—a 50,000-watt station out of Laval, Quebec, Canada—was the flagship station (others were CJSA in Ste. Agathe, Que.; CKSL in St. Jovite, Que., and CJER in St. Jerome, Que.). Pierre Donais provides play-by-play detail.

Sept. 13 Patriots begin four-year, \$5 million contract with WHDH-Radio in Boston.

Nov. 29 Cornerback Raymond Clayborn ends his consecutive games played streak at 161 when he couldn't play vs. Philadelphia at Sullivan Stadium due to a knee injury suffered the week before vs. Indianapolis on Nov. 22. Clayborn, who went on IR on Nov. 24 (spent rest of season on IR), broke Gino Cappelletti's record of 152 consecutive games-played and Ray Hamilton's 110 consecutive starts.

### 1988

July 11 The Patriots retire the number 57 worn by 14-year linebacker Steve Nelson, who retired following the 1987 season. Nelson played in three Pro Bowls and led the team in tackles for eight years.

July 28 Victor K. Kiam II, the owner and chief executive officer of Remington Products, Inc. of Bridgeport, Conn., agrees to purchase the team from William H. "Billy" Sullivan, Jr.



## HISTORICAL DATES

- Oct. 28 Victor K. Kiam II becomes majority owner of the Patriots. He will be chairman of the team. Francis W. Murray, the minority owner, is the vice chairman. William H. "Billy" Sullivan, Jr., the founder and previous owner, remains as the team's president. The Kiam, Murray and Sullivan team is known as KMS Limited.
- Nov. 23 K-Korp, a company co-owned by Robert Kraft, purchases Sullivan Stadium.
- Dec. 4 Veteran wide receiver Stanley Morgan catches his 500th career reception vs. Seattle.
- 1989**
- Jan. 6 Running back John Stephens is named the Old Spice/NFL Rookie of the Year.
- 1990**
- Sullivan Stadium is renamed Foxboro Stadium.
- Feb. 27 Rod Rust is named the head coach of the Patriots, replacing Raymond Berry (who was relieved of his duties on Feb. 26). Rust, a former Patriots defensive coordinator, becomes the team's 10th head coach.
- Mar. 14 Former Patriots offensive guard John Hannah and cornerback Mike Haynes are selected to the National Football League's All-1980s team, while current linebacker Andre Tippett earned second-team honors.
- Dec. 20 Sam Jankovich, the University of Miami's Athletic Director from 1982-90, is named the chief executive officer of the Patriots.
- 1991**
- Jan. 7 Dick MacPherson is named head coach of the Patriots, replacing Rod Rust (who was relieved of his duties on Jan. 4). MacPherson, Syracuse University's head coach for the previous 10 seasons, becomes the team's 11th head coach.
- May 3 The installation of a natural grass playing surface at Foxboro Stadium is completed.
- July 27 Former Patriots offensive guard John Hannah is inducted into the Pro Football Hall of Fame in Canton, Ohio.
- 1992**
- May 11 James B. Orthwein purchases the controlling interest of the Patriots from Victor K. Kiam II. Orthwein becomes Chairman of the Board of the club, while Francis W. Murray, the club's minority owner, becomes President. Sam Jankovich remains the Chief Executive Officer.
- May 21 Patriots begin two-year deal with WLVI-TV (Channel 56) that gives the station the right to televise the team's preseason games as well as a weekly in-season Patriots magazine show.
- Aug. Gino Cappelletti and Nick Buoniconti are inducted into the Patriots Hall of Fame.
- 1993**
- Jan. 9 Sam Jankovich, the Patriots chief executive officer for the past two seasons, resigns.
- Jan. 21 Bill Parcells is named head coach of the Patriots, replacing Dick MacPherson (who was relieved of his duties on Jan. 8). Parcells becomes the team's 12th head coach. In addition, Patrick Forte is named Executive Vice President of Football Operations and James Hausmann is named Executive Vice President of Business Operations.
- Feb. 25 Patriots designate linebacker Vincent Brown as the club's first transitional player under the new Collective Bargaining Agreement.
- Mar. 31 The Patriots unveil their new logo and uniforms at a press conference at the Four Seasons Hotel in Boston. The new icon features a streamlined head of a minuteman while the primary color of the uniforms changes from red to blue.
- Aug. 18 Bob Dee, Jim Lee Hunt, Steve Nelson and Babe Parilli are inducted into the Patriots Hall of Fame.



On January 21, 1994 Robert K. Kraft becomes the Patriots fourth owner in the club's 35-year history with an agreement to purchase the team from James Orthwein.



On February 26, 1994, Patriots fans respond to the sale by braving a snow storm to purchase 5,958 season tickets. The one-day mark is a Patriots single-day sales record.



# HISTORICAL DATES

## 1994

- Jan. 2 Patriots' LB Andre Tippett sacked Dolphin QB Scott Mitchell and recorded his 100th career sack. Tippett leads all Patriots with 100 sacks (Julius Adams ranks second with 79.5) and currently ranks 16th on the NFL's all-time list.
- Jan. 21 Robert K. Kraft becomes the Patriots fourth owner in the club's 35-year history with an agreement to purchase the team from James Orthwein.
- Feb. 25 The sale of the Patriots from James Orthwein to Robert K. Kraft becomes official.
- Feb. 26 Patriots fans respond to the sale by purchasing 5,958 season tickets, a Patriots single-day sales record.
- May 12 Andre Tippett is appointed director of player resources upon his announced retirement.
- June 1 Second-round draft choice Kevin Lee becomes the 10th and final 1994 Patriots draft choice to sign a contract. The 37-day signing period is the fastest reported to the league since the 1970 AFL-NFL merger.
- Nov. The Patriots announce WBCN - 104.1 FM as the team's new radio flagship station after reaching a three-year agreement.
- Dec. 24 The Patriots defeat the Chicago Bears 13-3, clinching the teams first playoff berth since 1986.



On January 12, 1997, the Patriots defeated the Jacksonville Jaguars 20-6 and earned a trip to Super Bowl XXXI in New Orleans. Safety Corwin Brown (above) helps the Patriots fans celebrate their second AFC Championship.

## 1995

- Jan. 1 The Cleveland Browns defeat the Patriots 20-13 in a wild-card playoff game.
- Feb. 9 The Patriots announce Boston's ABC affiliate WCVB-TV (Channel 5) as their preseason television flagship station. WCVB will televise three preseason games and a weekly Patriots show, hosted by Mike Lynch.
- Mar. 29 The Patriots publish their premier issue of *Patriots Football Weekly*, the team's official newspaper.
- Apr. 29 For the first time in franchise history, every home game is sold out before the season begins as the remaining 15,000 tickets are sold individually to non-season ticket holders.

## 1996

- Feb. 2 The Patriots sign a three-year pact with Bryant College to continue as the host for training camp. The team has held their training camps in Smithfield, R.I. since 1976 and with this extended agreement they will continue through 1998.
- July 20 Owner Robert Kraft signs QB Drew Bledsoe to a seven-year contract extension.
- Sept. 1 The official home page of the New England Patriots ([www.patriots.com](http://www.patriots.com)) launches its new look.
- Dec. 8 The Patriots clinch their second playoff berth in two years by defeating the N.Y. Jets 34-10.
- Dec. 15 The Patriots clinch their first AFC Division title since 1986.
- Dec. 21 The Patriots score 23 unanswered second half points and defeat the N.Y. Giants 23-22 to secure a first-round playoff bye and first home playoff game since 1978. WR Terry Glenn finished the 1996 season with 90 receptions, setting a new league reception record (83 by Earl Cooper - 1980).

## 1997

- Jan. 5 The Patriots win their first home playoff game in team history by defeating the Pittsburgh Steelers 28-3 in Foxboro Stadium.
- Jan. 12 Otis Smith's 47-yard fumble return for a touchdown with 2:36 remaining enabled the Patriots to defeat the Jacksonville Jaguars 20-6 and earn their second AFC Championship and a trip to Super Bowl XXXI.
- Jan. 26 The Patriots lose 35-21 to the Green Bay Packers in Super Bowl XXXI. The two teams set a Super Bowl record for the most points scored by two teams in the first quarter with 24. The game was the fourth most-watched program in television history.
- Jan. 31 Bill Parcells steps down as head coach of the New England Patriots.
- Feb. 3 The Patriots name Pete Carroll as their 13th head coach. Carroll, former head coach of the New York Jets in 1994, spent the '95 and '96 seasons as defensive coordinator of the San Francisco 49ers.
- Mar. 26 The NFL releases its 1997 regular season schedule and the Patriots are featured on six nationally televised games, including three Monday Night Football contests.
- May 3 Patriots sell out each 1997 regular season contest for the fourth consecutive season. Individual game tickets were sold in just three hours.
- July 26 Former Patriot CB Mike Haynes is inducted into the Pro Football Hall of Fame.
- Aug. 21 The New England Patriots and WBCN - 104.1 FM extended their partnership through 2002.
- Aug. 25 The Patriots introduce the world's first direct to digital nightly video webcast. The webcast contains everything from Patriots player interviews and press conferences to game reviews and previews.
- Sept. 15 Long-time Patriot scout, Robert S. Teahan, died at the age of 76.
- Sept. 21 For third time in team history, and first since 1974, the Patriots started the 1997 season 4-0 with a 31-3 victory over the Chicago Bears.



# HISTORICAL DATES

- Dec. 22 The Patriots clinched their second consecutive AFC East Division Championship with a 14-12 victory over the Miami Dolphins. It was their first back-to-back division championship in franchise history and their third playoff appearance in four years. With their victory over the Dolphins, the Patriots finished the 1997 season 7-1 against their division opponents, which tied a franchise record set in 1986.
- Dec. 22 The Patriots set a franchise attendance record during the 1997 season, reporting 1,024,949 fans. It was the second time in franchise history that they eclipsed the one million milestone.
- Dec. 28 The Patriots won their third home playoff game in two years when they defeated the Miami Dolphins, 17-3.

## 1998

- Jan. 3 The Patriots lost 7-6 to the Pittsburgh Steelers in the Divisional Playoff round.
- Feb. 23 William H. "Billy" Sullivan Jr., the founder of the New England Patriots, died at the age of 82 in Atlantis, Fla.
- Mar. 5 The Patriots announced the promotion of Andre Tippett, to Assistant Director of Pro Scouting.
- April 4 The NFL released its schedule for the 1998 season and the Patriots were featured in four nationally televised games, three Monday Night Football contests and one on ESPN Sunday Night. The Patriots three MNF games tied a team record, which was set in 1980 and equaled in 1997.
- Dec. 13 QB Drew Bledsoe completed a 4-yard pass to TE Lovett Purnell to become the Patriots all-time leading completion leader, surpassing Steve Grogan (1,876).
- Dec. 20 The Patriots defeat the San Francisco 49ers 24-21 to qualify for the playoffs for the third consecutive year - establishing a franchise record.

## 1999

- Jan. 3 Jacksonville Jaguars defeat the Patriots, 25-10, in a wild card playoff game.
- Feb. 7 Patriots CB Ty Law returns an interception 67-yards for a touchdown to propel the AFC to a 23-10 victory in the Pro Bowl. Law, who was attending the game for the first time, was named co-MVP for his efforts.
- April 1 The NFL announces its 1999 schedule and the Patriots are featured in three nationally televised prime time games at Foxboro Stadium. They will appear in two Sunday night games and one Monday Night Football game. It marks the third consecutive year they've hosted a MNF game, following a 15-year absence.
- June "Patriots All-Access," the Patriots weekly television show wins a New England Emmy for Best Sports Series.
- June 21 The Patriots establish a new sales record by selling out every regular season game in just 90 minutes.
- Nov. 15 Patriots linebacker Andre Tippett is inducted into the Patriots Hall of Fame.
- Dec. 6 In a Foxboro town meeting, over 93 percent of the town's residents voted in favor of passing six necessary articles to approve the stadium project.

## 2000

- Jan. 27 Patriots name Bill Belichick as their 14th head coach. Prior to joining the Patriots, Belichick served as the N.Y. Jets assistant head coach and secondary coach from 1997-99.
- April 4 The Patriots are featured in three prime-time games, including their second appearance on Thanksgiving Day, when the NFL announces its 2000 schedule.
- April 18 The New England Patriots unveil the designs for their new stadium in a press conference at the Seaport Hotel in Boston.
- May 27 The Patriots unveil their new uniforms at WBCN's River Rave concert. The new uniforms will feature a color change from a royal blue to a new Nautical Blue. The Patriots logo did not change.
- Aug. 23 The Patriots announce the naming rights to their new stadium, CMGI Field.
- Oct. 1 Quarterback Drew Bledsoe became the Patriots all-time leading passer, surpassing Steve Grogan's total of 26,886 yards. At the conclusion of the 2000 season, Bledsoe had thrown for 29,257 yards during his eight-year career.
- Nov. 19 Tackle Bruce Armstrong became the Patriots all-time leader in games played when he started his 207th career game vs. Cincinnati.
- Dec. 17 Punter Lee Johnson became the all-time leading punter in NFL history, surpassing Dave Jennings mark of 1,154 punts. Johnson finished the 2000 season with 1,163 punts.
- Dec. 24 The Patriots extend their consecutive sellout streak at Foxboro Stadium to 71 games in their season finale against the Miami Dolphins.

## 2001

- March 7 The Patriots sign Drew Bledsoe to a 10-year \$103 million contract extension.
- March 22 In celebration of a long-standing construction tradition, the final beam was hoisted into place at CMGI Field to signify the "topping off" of the structure's steel.



On November 19, 2000, tackle Bruce Armstrong (above) became the Patriots all-time leader in games played when he started his 207th career game vs. Cincinnati.



**P**rofessional football arrived in New England on Nov. 16, 1959, when a group of local businessmen, led by former public relations executive William H. "Billy" Sullivan Jr. was awarded the eighth and final franchise in the new American Football League. One week later, Northwestern University running back Ron Burton was selected as the franchise's first draft choice and Syracuse running back Gerhardt Schwedes was selected as the team's first territorial choice.

Three key personnel decisions were made in the winter of 1960. First, former Boston College head coach Mike Holovak was named director of player personnel. Ed McKeever was hired as the team's first general manager and he selected Lou Saban as the team's first head coach.

One of the first orders of business of the management group was giving the franchise a name and that was accomplished through a public contest. Thousands of entries were submitted to name the team and 74 fans suggested the winning name, the Boston Patriots. Shortly after the franchise name was chosen, *Boston Globe* artist Phil Bissell drew a cartoon of a Minuteman preparing to snap a football and owner Sullivan liked the drawing so much that he selected "Pat Patriot" as the team logo. On April 1, 1960, Boston University Field — the former home of the Boston Braves — was selected as the first home of the Boston Patriots.

The organization's first training camp opened on July 4, 1960 at the University of Massachusetts at Amherst. Approximately 350 players reported to the opening of camp, including a large contingent from Boston College. This group would be trimmed to 35 for the start of the regular season. The team's first preseason game was held on July 30 and the Patriots defeated the Buffalo Bills 28-7 at War Memorial Stadium Buffalo. Patriots defensive end Bob Dee recovered a fumble during the game and scored the AFL's first touchdown. The first "home" game was held two weeks later before 11,000 fans at Harvard Stadium and the Pats lost 24-14 to the Dallas Texans. The team's regular season home opener came on Sept. 9 and 21,597 fans at Boston University field watched the team lose to the Denver Broncos 13-10.

The 1963 season saw the Patriots move to Fenway Park for home games, where they claimed their first division crown with a 7-6-1 record. The team lost the AFL title game, 51-10, to the San Diego Chargers. A number of Patriots players emerged as stars in the AFL during the 1960s, including wide receiver and kicker Gino Cappelletti, running back Jim Nance, quarterback Babe Parilli, linebacker Nick Buoniconti, defensive linemen Houston Antwine, Bob Dee, Larry Eisenhauer and Jim Lee Hunt and center Jon Morris.

In 1970, after a decade of playing at four different sites, including Boston University Field, Harvard Stadium, Fenway Park and Boston College Alumni Stadium, the Patriots selected Foxboro as the new home of the team. In March 1971, the team was renamed the New England Patriots. On Aug. 15, 1971, the Patriots played their first game at Schaefer Stadium in Foxboro, defeating the New York Giants 20-14 before a crowd of 60,423 in a preseason contest.

In 1976, the Patriots earned a wild-card playoff berth, but lost to the eventual Super Bowl Champion Oakland Raiders, 24-21. In 1978, the Patriots won their first outright division title in franchise history, but lost to the Houston Oilers on Dec. 31, 31-14, in the first playoff game at Foxboro Stadium. During the 1970s, several Patriots were regarded to be among the most outstanding players in the league at their positions, including offensive tackle John Hannah, cornerback Mike Haynes and tight end Russ Francis.

In 1982, Schaefer Stadium was renamed Sullivan Stadium. In 1985, the Patriots gained a wild-card berth in the playoffs and went on to defeat the New York Jets, Los Angeles Raiders and the Miami Dolphins to win their first AFC Championship and a trip to Super Bowl XX. Unfortunately, the Patriots faced one of the dominant teams of the '80s as the Chicago Bears shuffled to a 46-10 Super Bowl victory. Following that season, Patriot greats John Hannah and Julius Adams retired.

On July 28, 1988, Remington Products, Inc. CEO Victor Kiam purchased the Patriots from the Sullivan family and retained the team for four years.



## ***HISTORICAL CAPSULE***

In 1990, Sullivan Stadium was renamed Foxboro Stadium and the following season natural grass was installed in the stadium for the first time by the stadium's new owner, Boston businessman Robert K. Kraft. On July 27 1991, Hannah became the first Patriot to be inducted into the Pro Football Hall of Fame in Canton, Ohio.

In 1992, St. Louis businessman James B. Orthwein purchased controlling interest of the Patriots and made some dramatic changes, both on and off the field. In 1993, he hired former New York Giants head coach Bill Parcells and a new coaching staff. In addition, he also made some cosmetic changes that spring with the unveiling of a new Patriots logo and the change of primary color from red to blue.

On Jan. 21, 1994, Robert K. Kraft became the franchise's fourth owner when he purchased the team from Orthwein, saving the team from a possible move outside of New England. On May 12, 1994, linebacker Andre Tippett moved from the field to the front office when he announced his retirement. That season, the Patriots closed out the season with a seven-game winning streak to qualify for their first playoff berth since 1985. The Patriots lost to the Cleveland Browns 20-13 in the wild-card playoff game. In 1995, the Patriots produced three Pro Bowl players, including Rookie of the Year running back Curtis Martin. Off the field, the Patriots became the first professional sports team to launch their own web site — [www.patriots.com](http://www.patriots.com).

The Patriots continued their rise during a memorable 1996 season, winning the AFC Championship and returning to the Super Bowl for the second time in team history. The Patriots finished 11-5 and scored two home playoff wins, 28-3 vs. Pittsburgh and 20-6 vs. Jacksonville, winning the AFC Championship in front of a sold out Foxboro Stadium crowd. The Patriots were defeated by the Green Bay Packers in Super Bowl XXXI, 35-21. The game was the fourth most-watched program in television history, attracting some 128,900,000 viewers.

In 1997, the Patriots defended their AFC East division title with a 7-1 record in the division and a 10-6 overall record. It was the Patriots first back-to-back division titles in franchise history. The Patriots hosted and defeated the Miami Dolphins 17-3 in the playoffs, extending their playoff home winning streak to three games.

On Sept. 7, 1998, the Patriots became the first professional sports team to produce their own live postgame show to be broadcast on the Internet. "Patriots Live!" debuted following their season-opening Monday Night Football game at Denver.

The Patriots finished 9-7 in 1998 and qualified for the playoffs, marking the third consecutive season they qualified for the postseason — a team record.

A new era began in Patriots history in 2000 when the team unveiled designs for their new stadium. The new 68,000-seat facility was unveiled to the public on April 18, 2000. On Aug. 23, 2000, the Patriots announced the naming rights of their new stadium, CMGI Field.

The Patriots also began a new era on the playing field when they hired Bill Belichick as the 14th head coach in team history. Belichick was hired by the Patriots on Jan. 27, 2000. Much like the construction of CMGI Field, Belichick worked diligently during the 2000 season to construct a solid foundation for the rebuilding of a championship-contending team.



# PATRIOTS ALL-TIME ROSTER

**Editor's Note:** The following list includes players who have accrued at least one season of veteran status.  
(\* Notes incomplete information for games started.)

Name	Pos.	#	College	Years	GP	GS
Abrams, Bobby	LB	50	Michigan .....	1995 .....	9	1
Acks, Ron	LB	51	Illinois .....	1972-73 .....	28	27
Adams, Bob	TE	80	Pacific .....	1973-74 .....	24	12
Adams, George	RB	33	Kentucky .....	1990-91 .....	18	8
Adams, Sam	OG	61	Prairie View .....	1972-80 .....	119	90
Adams, Julius	DE	85	Texas Southern .....	1971-77,79,85,87 .....	206	90
Addison, Tom	LB	53	South Carolina .....	1960-67 .....	14	11*
Agnew, Ray	DE	92	North Carolina State .....	1990-94 .....	66	37
Alexander, Rogers	LB	91	Penn State .....	1987 .....	3	2
Allard, Don	QB	12	Boston College .....	1962 .....	4	NA
Allen, Marvin	RB	39	Tulane .....	1988-91 .....	37	3
Allen, Terry	RB	22	Clemson .....	1999 .....	16	13
Andersen, Jason	C	67	BYU .....	1998-2000 .....	18	0
Anderson, Bob	RB	33	Colorado .....	1975 .....	5	0
Anderson, Darren	CB	25	Toledo .....	1992 .....	1	0
Anderson, Ralph	S	49	West Texas State .....	1973 .....	13	11
<b>Andruzzi, Joe</b>	<b>G</b>	<b>63</b>	<b>Southern Connecticut State</b>	<b>2000</b> .....	<b>11</b>	<b>11</b>
Antrum, Glenn	WR	48	Connecticut .....	1989 .....	1	0
Antwine, Houston	DT	65	Southern Illinois .....	1961-71 .....	142	58
Armstrong, Bruce	OT	78	Louisville .....	1987-2000 .....	212	212
Arthur, Mike	C	65	Texas A&M .....	1993-94 .....	44	38
Ashton, Josh	RB	31	Tulsa .....	1972-74 .....	38	20
Atchason, Jack	OE	NA	Western Illinois .....	1960 .....	1	NA
Atessis, Bill	DE	73	Texas .....	1971 .....	5	0
Atkinson, Ricky	DB	37	S. Connecticut State .....	1987 .....	1	0
Avezzano, Joe	OC	50	Florida State .....	1966 .....	3	NA

## B

Baab, Mike	C	68	Texas .....	1988-89 .....	31	28
Bahr, Matt	K	3	Penn State .....	1993-95 .....	32	0
Bailey, Bill	RB	37	Cincinnati .....	1969 .....	2	0
Bain, Bill	OT	62	Southern Cal .....	1986 .....	3	0
Baker, Melvin	WR	83	Texas Southern .....	1975 .....	1	0
Baldinger, Rich	OL	74	Wake Forest .....	1993 .....	15	15
Ballou, Mike	LB	51	UCLA .....	1970 .....	14	4
Banks, Willie	G	78	Alcorn A&M .....	1973 .....	13	1
Barber, Kantroy	FB	46	West Virginia .....	1996 .....	0	0
Barker, Jay	QB	7	Alabama .....	1995 .....	0	0
Barnes, Bruce	P	3	UCLA .....	1973-74 .....	23	0
Barnes, Pete	LB	59	Southern University .....	1976-77 .....	25	18
Barnes, Rodrigo	LB	59	Rice .....	1974-75 .....	6	0
Barnett, Harlon	S	42	Michigan State .....	1993-94 .....	30	28
Barnett, Troy	DE	98	North Carolina .....	1994-95 .....	31	15
Bartrum, Mike	TE	86	Marshall .....	1996-99 .....	57	0
Baty, Greg	TE	85	Stanford .....	1986-87 .....	21	7
Baumann, Charlie	K	8	West Virginia .....	1991-92 .....	25	0
Bavaro, David	LB	52	Syracuse .....	1993-94 .....	21	5
Beach, Walter	DB	26/41	Central Michigan .....	1960-61 .....	18	NA
<b>Beadles, Terrance</b>	<b>G</b>	<b>75</b>	<b>Arkansas Pine Bluff</b>	<b>2000</b> .....	<b>0</b>	<b>0</b>
Beaudoin, Doug	S	27	Minnesota .....	1976-79 .....	35	20
Beer, Tom	TE	82	Houston .....	1970-72 .....	42	12
Bell, Bill	K	8	Kansas .....	1973 .....	3	0
Bellino, Joe	RB	27	Navy .....	1965-67 .....	35	1*
Bennett, Phil	LB	52	Miami .....	1960 .....	2	NA
Benson, Mike	WR	86	S. Connecticut State .....	1987 .....	0	0
Benson, Thomas	LB	53	Oklahoma .....	1988 .....	12	0
Berger, Ron	DE	88	Wayne State .....	1969-72 .....	42	23
Beverly, Randy	DB	27	Colorado State .....	1970-71 .....	20	3
Bianchini, Frank	RB	30	Hofstra .....	1987 .....	1	0
Billups, Terry	CB	23	North Carolina .....	1999 .....	2	1
Biscaha, Joe	OE	34	Richmond .....	1960 .....	1	NA
<b>Bishop, Michael</b>	<b>QB</b>	<b>7</b>	<b>Kansas State</b>	<b>1999-2000</b> .....	<b>8</b>	<b>0</b>
Bishop, Richard	NT	64	Louisville .....	1976-81 .....	85	51
Bjornson, Eric	TE	86	Washington .....	2000 .....	8	6
Black, Mel	LB	94	Eastern Illinois .....	1986-87 .....	6	2
Blackmon, Don	LB	55	Tulsa .....	1981-87 .....	89	72
Blahak, Joe	CB	21	Nebraska .....	1976 .....	2	0
Blanchard, Dick	LB	49	Tulsa .....	1972 .....	14	1



# PATRIOTS ALL-TIME ROSTER

Name	Pos.	#	College	Years	GP	GS
<b>Bledsoe, Drew</b>	<b>QB</b>	<b>11</b>	<b>Washington State</b>	<b>1993-2000</b>	<b>122</b>	<b>121</b>
Bleier, Bob	QB	10	Richmond	1987	3	2
Bolton, Ron	DB	27	Norfolk State	1972-75	55	46
Boudreaux, Jim	DE	64	Louisiana Tech	1966-68	12	0*
Bowden, Andre	LB	51	Fayetteville State	1995	0	0
Bowman, Jim	S	28	Central Michigan	1985-89	73	12
Boyd, Greg	S	29	Arizona	1973	2	0
Boyd, Greg	DE	65	San Diego State	1977-78	23	0
Bradshaw, Morris	WR	88	Ohio State	1982	8	5
<b>Brady, Tom</b>	<b>QB</b>	<b>12</b>	<b>Michigan</b>	<b>2000</b>	<b>1</b>	<b>0</b>
Bramlett, John	LB	57	Memphis State	1969-70	24	23
Brisby, Vincent	WR	82	NE Louisiana	1993-99	83	46
Briscoe, Marlin	WR	88	Nebraska-Omaha	1976	14	5
Brock, Pete	C	58	Colorado	1976-87	154	66
Brown, Barry	TE-LB	66	Florida	1969-70	21	13
Brown, Bill E.	LB	54	Syracuse	1960	14	NA
Brown, Corwin	S	30	Michigan	1993-95	61	14
Brown, Monty	LB	93	Ferris State	1986	11	7
Brown, Preston	WR	81	Vanderbilt	1980-1982	14	4
Brown, Roger	S	47	Virginia Tech	1992	16	2
Brown, Sidney	CB	21	Oklahoma	1978	16	0
<b>Brown, Troy</b>	<b>WR/KR</b>	<b>80</b>	<b>Marshall</b>	<b>1993-2000</b>	<b>108</b>	<b>22</b>
Brown, Vincent	LB	59	Mississippi Valley St.	1988-95	123	103
Browning, Dave	DE	74	Washington	1983	12	0
Brune, Fred	DB	33	Ohio State	1960-62	28	NA
<b>Bruschi, Teddy</b>	<b>LB</b>	<b>54</b>	<b>Arizona</b>	<b>1996-2000</b>	<b>78</b>	<b>38</b>
Bryant, Hubie	WR	84	Minnesota	1971-72	12	2
Buben, Mark	DL	63	Tufts	1979, 1981	32	4
Buonighagen, Gary	OT-G	67	Syracuse	1969-70	10	6
Buoniconti, Nick	LB	85	Notre Dame	1962-68	91	20*
Burke, John	TE	85	Virginia Tech	1994-96	43	12
Burks, Steve	WR	82	Kansas State	1975-77	34	1
Burton, Ron	RB	22	Northwestern	1960-65	69	NA
Butts, Marion	RB	44	Florida State	1994	16	15
Byars, Keith	FB	41	Ohio State	1996-97	26	14
Byrd, Dennis	DT	78	North Carolina State	1968	14	14

## C

Cade, Eddie	S	41	Arizona State	1995	10	0
Cagle, John	DT-LB-G	62	Clemson	1969	6	1
Calhoun, Don	RB	44	Kansas State	1975-81	94	49
Calloway, Chris	WR	82	Michigan	2000	7	2
Camarillo, Rich	P	3	Washington	1981-87	85	0
Canale, Justin	OG	63	Mississippi State	1965-68	56	14
Canale, Whit	DE	67	Tennessee	1968	13	0
Canty, Chris	CB	26	Kansas State	1997-98	32	10
Cappadona, Bob	RB	33	Northeastern	1966-67	27	3
Cappelletti, Gino	WR-K-DB	20	Minnesota	1960-70	152	17
Carey, Brian	WR	81	American International	1987	2	0
Carlson, Jeff	QB	17	Weber State	1992	3	2
Carpenter, Rob	WR	81	Syracuse	1991	8	1
Carter, Allen	RB	21	Southern Cal	1975-76	15	0
Carter, Chris	FS	42	Texas	1997-99	47	15
Carter Kent	LB	51	Southern Cal	1974	2	0
Carter, Tony	FB	30	Minnesota	1998-2000	43	27
Carthen, Jason	LB	99	Ohio	1993-94	5	0
Carwell, Larry	DB	41	Iowa State	1969-72	51	38
Cash, Rick	DT	63	N.E. Missouri	1972-73	28	27
Catanho, Alcides	LB	54	Rutgers	1995	12	0
Cavanaugh, Matt	QB	12	Pittsburgh	1978-82	52	15
Caveness, Ron	LB		Arkansas	1968-69	NA	NA
<b>Chatham, Matt</b>	<b>LB</b>	<b>58</b>	<b>South Dakota</b>	<b>2000</b>	<b>6</b>	<b>0</b>
Chandler, Al	TE	82	Oklahoma	1976-79	39	6
Chandler, Edgar	LB	50	Georgia	1973	12	11
Chapple, Dave	P	10	UC-Santa Barbara	1974	5	0
Charles, John	DB	25	Purdue	1967-69	39	37
Cherry, J'Juan	CB	32	Arizona State	1999	0	0
Cheyonski, Jim	LB	50	Syracuse	1968-72	66	55
Childress, Fred	OG	61	Arkansas	1991	15	1
Chilton, Gene	C	63	Texas	1990-92	36	35
Christy, Richard	RB	23	North Carolina	1960	13	NA
Chung, Eugene	OL	69	Virginia Tech	1992-94	34	30
Cindrich, Ralph	LB	55	Pittsburgh	1972	12	3
Clark, Allan	RB	35	Northern Arizona	1979-80	27	0



# PATRIOTS ALL-TIME ROSTER

Name	Pos.	#	College	Years	GP	GS
Clark, Gail	LB	54	Michigan State	1974	8	0
Clark, Phil	DB	22	Northwestern	1971	2	0
Clark, Rico	CB	39	Louisville	1999	1	0
Clark, Steve	DE	65	Kansas State	1981	7	0
Clayborn, Raymond	CB	26	Texas	1977-89	191	165
Clay, Willie	FS	32	Georgia Tech	1996-98	48	48
Clayton, Stan	OT	76	Penn State	1990	11	3
Cloutier, Dave	DB	28	Maine	1964	12	NA
Coates, Ben	TE	87	Livingstone	1991-99	142	105
Cobbs, Duffy	DB	43	Penn State	1987	3	0
Coffey, Wayne	WR	83	SW Texas State	1987	3	2
Cohen, Abe	OG	62	Tennessee-Chattanooga	1960	14	NA
Colclough, Jim	WR	81	Boston College	1960-68	124	6
Coleman, Dennis	LB	53	Mississippi	1971	8	0
Coleman, Eric	DB	22	Wyoming	1989	8	0
Coleman, Pat	WR	47	Mississippi	1990	1	0
Collins, Todd	LB	54	Carson-Newman	1992-94, 96-98	76	53
Collins, Tony	RB	33	East Carolina	1981-87	102	83
Collons, Ferric	DE	92	California	1995-99	64	27
Colon, Harry	S	40	Missouri	1991	16	14
Colton, George	OT	63	Maryland	1987	3	3
Condon, Tom	OG	63	Boston College	1985	1	0
Conn, Dick	S	22	Georgia	1975-79	45	1
Cook, Marv	TE	85	Iowa	1989-93	80	59
Cooks, Terrence	LB	58	Nicholls State	1989	3	0
Corbett, Steve	OG	62	Boston College	1975	14	0
Corcoran, Jim	QB	15	Maryland	1968	2	0
Corsetti, Rico	LB	93	Bates	1987	2	0
Costick, Ray	LB	55	Mississippi State	1977-79	46	7
Cottrell, Dana	LB	45	Syracuse	1998	2	0
Cowan, Larry	RB	44	Jackson State	1982	6	0
Crabtree, Eric	WR	10	Pittsburgh	1971	6	4
Crawford, Elbert	OL	65	Arkansas	1990-91	30	16
Crawford, Jim	RB	30	Wyoming	1960-64	54	NA
Crawford, Vernon	LB	99	Florida State	1997-99	41	1
Creswell, Smiley	DE	92	Michigan State	1985	0	0
Crittenden, Ray	WR	81	Virginia Tech	1993-94	32	4
Croom, Corey	RB	26	Ball State	1993-95	43	2
Cross, Bob	OT	77	Kilgore C.C.	1960	4	NA
Crouthamel, Jake	RB	34	Dartmouth	1960	2	NA
Crow, Albert	DT	72	William & Mary	1960	3	NA
Crump, George	DE	91	East Carolina	1982-83	0	0
Crump, Harry	RB	31	Boston College	1963	14	NA
Cryder, Bob	OG	75	Alabama	1978-83	75	36
Cudzik, Walt	OC	54	Purdue	1960-63	56	NA
Cullors, Derrick	RB	29	Murray State (Ky)	1997-99	31	1
Cunningham, Jay	DB	21	Bowling Green	1965-67	40	1*
Cunningham, Sam	RB	39	Southern Cal	1973-79, 81-82	107	94
Currier, Bill	DB	28	South Carolina	1980	16	0
Cusick, Pete	NT	76	Ohio State	1975	13	0

## D

<b>Dalton, Antico</b>	<b>LB</b>	<b>93</b>	<b>Hampton</b>	<b>2000</b>	<b>3</b>	<b>0</b>
Damkroger, Maury	LB	51	Nebraska	1974	11	0
Danenhauer, Bill	DE	77	Emporia	1960	3	NA
<b>Davis, Adam</b>	<b>G</b>	<b>61</b>	<b>Oklahoma State</b>	<b>2000</b>	<b>0</b>	<b>0</b>
Davis, Elgin	RB	40	Central Florida	1987-88	9	0
Davis, Greg	K	5	Citadel	1989	9	0
Davis, Jack	OG	65	Maryland	1960	14	NA
<b>Davis, Shockmain</b>	<b>WR</b>	<b>84</b>	<b>Angelo State</b>	<b>2000</b>	<b>12</b>	<b>1</b>
Dawson, Bill	TE-DE	83	Florida State	1965	9	NA
Dawson, Lin	TE	87	N.C. State	1981-90	105	75
Dee, Bob	DE	89	Holy Cross	1960-67	112	112
Dellenbach, Jeff	C	66	Wisconsin	1995	17	5
Delucca, Gerry	OT	74	Middle Tennessee State	1960-64	19	NA
DeOssie, Steve	LB	99	Boston College	1994-95	32	0
Denson, Damon	G	61	Michigan	1997-99	14	4
DeRiggi, Fed	DT	71	Syracuse	1990	2	0
Dimitroff, Tom	QB	15	Miami (Ohio)	1960	3	NA
Disenzo, Tony	OT	76	Michigan State	1960	5	NA
Doig, Steve	LB	59	New Hampshire	1986-87	6	0
Dombroski, Paul	DB	47	Linfield	1981-84	36	0
Donnalley, Kevin	DB	23	N. Dakota State	1981	1	0
Dorsey, Nate	DE	66	Mississippi Valley St.	1973	2	0



# PATRIOTS ALL-TIME ROSTER

Name	Pos.	#	College	Years	GP	GS
Douglas, David	G	67	Tennessee .....	1989-90 .....	16	6
Dowling, Brian	QB	14	Yale .....	1972-73 .....	25	0
Dressler, Doug	RB	44	Chico State .....	1975 .....	5	0
Dukes, Mike	LB	54	Clemson .....	1964-65 .....	25	NA
DuLac, Bill	OG	68	Eastern Michigan .....	1974-75 .....	26	2
Dumler, Doug	OC	58	Nebraska .....	1973-75 .....	42	3
Dupard, Reggie	RB	21	Southern Methodist .....	1986-89 .....	37	7
Durko, Sandy	S	22	Southern Cal .....	1973-74 .....	25	18
Dykes, Hart Lee	WR	88	Oklahoma State .....	1989-90 .....	26	16

## E

Eason, Tony	QB	11	Illinois .....	1983-89 .....	72	49
Eaton, Chad	DT	90	Washington State .....	1996-2000 .....	65	44
Edmonds, Randy	LB	51	Georgia Tech .....	1971 .....	14	0
<b>Edwards, Robert</b>	<b>RB</b>	<b>47</b>	<b>Georgia .....</b>	<b>1998-2000 .....</b>	<b>16</b>	<b>15</b>
Edwards, Tim	DE	98	Delta State .....	1992 .....	14	1
Egu, Patrick	RB	33	Nevado-Reno .....	1989 .....	7	0
Eisenhauer, Larry	DE	72	Boston College .....	1961-69 .....	115	NA
<b>Eitzmann, Chris</b>	<b>TE</b>	<b>86</b>	<b>Harvard .....</b>	<b>2000 .....</b>	<b>5</b>	<b>1</b>
Ellard, Henry	WR	17	Fresno State .....	1998 .....	5	0
Ellis, Ed	T	66	Buffalo .....	1997, 1999 .....	9	1
Ellison, Jerry	RB	35	Tennessee-Chattanooga .....	1999 .....	12	0

## F

Fairchild, Paul	OG	66	Kansas .....	1984-90 .....	84	38
Falcon, Terry	OG	68	Montana .....	1978-79 .....	18	0
Farmer, Lonnie	LB	55	Tennessee-Chattanooga .....	1964-66 .....	31	NA
Farrell, Sean	OG	62	Penn State .....	1987-90 .....	43	43
<b>Faulk, Kevin</b>	<b>RB</b>	<b>33</b>	<b>Louisiana State .....</b>	<b>1999-2000 .....</b>	<b>27</b>	<b>11</b>
Feacher, Ricky	WR	83	Mississippi Valley St. ....	1976 .....	3	0
Feagles, Jeff	P	6	Miami (Fla.) .....	1988-89 .....	32	0
Feehery, Gerry	G	63	Syracuse .....	1989 .....	0	0
Feggins, Howard	CB	36	UNC-Charlotte .....	1989 .....	11	0
Feldhausen, Paul	OT	66	Northland .....	1968-69 .....	2	0
Felt, Dick	DB	24	Brigham Young .....	1962-66 .....	52	NA
Ferguson, Vagas	RB	43	Notre Dame .....	1980-82 .....	31	21
Fletcher, Derrick	QB	64	Baylor .....	1999 .....	2	2
Flick, Tom	QB	10	Washington .....	1982 .....	3	0
Floyd, Chris	FB	37	Michigan .....	1998-2000 .....	40	2
Flutie, Doug	QB	2	Boston College .....	1987-89 .....	17	13
Fontenot, Chris	TE	85	McNeese State .....	2000 .....	0	0
Foreman, Chuck	RB	22	Miami (Fla.) .....	1980 .....	16	0
Forte, Ike	RB	38	Arkansas .....	1976-77 .....	23	1
Foster, Will	LB	55	Eastern Michigan .....	1973-74 .....	21	1
Fox, Tim	S	48	Ohio State .....	1976-81 .....	91	91
Frain, Todd	TE	44	Nebraska .....	1987 .....	3	2
Francis, Russ	TE	85	Oregon .....	1975-80, 87-88 .....	92	83
Franklin, Arnold	TE	87	North Carolina .....	1987 .....	14	0
Franklin, Tony	K	1	Texas A&M .....	1984-87 .....	62	0
Fraser, Jim	LB-P	51	Wisconsin .....	1966 .....	14	NA
Frazier, Charley	WR	81	Texas Southern .....	1969-70 .....	23	13
Friesz, John	QB	17	Idaho .....	1999-2000 .....	2	0
Frisch, David	TE	88	Colorado State .....	1995 .....	2	0
Fryar, Irving	WR	80	Nebraska .....	1984-92 .....	129	104
Fullington, Darrell	S	29	Miami (Fla.) .....	1991 .....	5	0
Funchess, Tom	OT	73	Jackson State .....	1968-70 .....	39	39
Fussell, Tom	DE	83	Louisiana State .....	1967 .....	12	2

## G

Gadbois, Dennis	WR	48	Boston .....	1987-88 .....	5	1
Gaiter, Tony	WR	17	Miami .....	1997-98 .....	1	0
Gallaher, Allen	OT	64	Southern Cal .....	1974 .....	14	0
Gamble, R.C.	RB	13	South Carolina State .....	1968-69 .....	27	14
Gambol, Chris	OL	74	Iowa .....	1990 .....	16	15
Gannon, Chris	DE	91	SW Louisiana .....	1990-93 .....	36	3
Garcia, Teddy	K	7	NE Louisiana .....	1988 .....	16	0
Gardin, Ron	WR	37	Arizona .....	1971 .....	8	0
Garrett, Carl	RB	30	New Mexico Highlands .....	1969-72 .....	51	42
Garrett, J.D.	RB	32	Grambling State .....	1964-67 .....	40	0*
Garron, Larry	RB	40	Western Illinois .....	1960-68 .....	18	12
Gash, Sam	RB	33	Penn State .....	1992-97 .....	88	36
Geddes, Bob	LB	59	UCLA .....	1973-75 .....	24	6
<b>George, Tony</b>	<b>S</b>	<b>41</b>	<b>Florida .....</b>	<b>1999-2000 .....</b>	<b>31</b>	<b>1</b>
Germany, Willie	S	29	Morgan State .....	1976 .....	10	0



# PATRIOTS ALL-TIME ROSTER

Name	Pos.	#	College	Years	GP	GS
Gibson, Ernest	CB	43	Furman .....	1984-88 .....	67	14
Gillen, John	LB	54	Illinois .....	1983 .....	8	0
Gipson, Paul	RB	46	Houston .....	1973 .....	5	0
Gisler, Mike	G	67	Houston .....	1993-97 .....	73	7
Gladieux, Bob	RB	24	Notre Dame .....	1969-72 .....	43	5
<b>Glenn, Terry</b>	<b>WR</b>	<b>88</b>	<b>Ohio State .....</b>	<b>1996-2000 .....</b>	<b>64</b>	<b>62</b>
Glenn, Vencie	DB	25	Indiana State .....	1986 .....	4	0
Goad, Tim	NT	72	North Carolina .....	1988-94 .....	109	105
Gogolak, Charlie	K	7	Princeton .....	1970-72 .....	26	0
Golden, Tim	LB	59	Florida .....	1982-84 .....	40	1
Golic, Bob	LB	51	Notre Dame .....	1979-81 .....	33	12
Gonzalez, Noe	RB	38	SW Texas State .....	1974 .....	2	0
Gordon, Steve	OL	66	California .....	1992-93 .....	0	0
Gordon, Tim	S	41	Tulsa .....	1991-92 .....	21	15
Graff, Neil	QB	15	Wisconsin .....	1974-75 .....	25	2
Graham, Art	WR	84	Boston College .....	1963-68 .....	75	17*
Graham, Hason	WR	81	Georgia .....	1995-96 .....	19	1
Graham, Milt	OT	70	Colgate .....	1961-63 .....	28	NA
Granby, John	DB	25	Virginia Tech .....	1992 .....	0	0
Grant, Rupert	FB	34	Howard .....	1995 .....	7	1
Graves, White	DB	44	Louisiana State .....	1965-67 .....	40	0
Gray, Leon	OT	70	Jackson State .....	1973-78 .....	78	77
Green, David	RB	38	Boston College .....	1995 .....	2	0
Green, Jerry	RB	45	Georgia Tech .....	1960 .....	2	NA
Greene, Tom	QB	14	Holy Cross .....	1960 .....	10	NA
Grier, Marrio	RB	35	Tennessee-Chattanooga .....	1996-97 .....	32	0
Griffith, Richard	TE	88	Arizona .....	1993 .....	3	0
<b>Grimes, Reggie</b>	<b>DE</b>	<b>97</b>	<b>Alabama .....</b>	<b>2000 .....</b>	<b>8</b>	<b>0</b>
Grogan, Steve	QB	14	Kansas State .....	1975-90 .....	149	131
Guyton, Myron	SS	29	Eastern Kentucky .....	1994-95 .....	30	30
Guzik, John	NT	97	Ohio .....	1987 .....	3	2

## H

Hagen, Halvor	G-DE	62	Weber State .....	1971-72 .....	26	15
Haggerty, Mike	OT-DE	75	Miami (Ohio) .....	1971 .....	14	13
Haley, Darryl	OG	68	Utah .....	1982-84, 86 .....	57	24
Hall, Ron	DB	23	Missouri Valley .....	1961-67 .....	88	3
<b>Hamilton, Bobby</b>	<b>DE</b>	<b>91</b>	<b>Southern Mississippi .....</b>	<b>2000 .....</b>	<b>16</b>	<b>16</b>
Hamilton, Ray	DE	71	Oklahoma .....	1973-81 .....	132	117
Hammond, Kim	QB	15	Florida State .....	1969-70 .....	4	0
Hannah, John	OG	73	Alabama .....	1973-85 .....	183	183
Hanneman, Craig	DE	74	Oregon State .....	1974-75 .....	20	3
Hansen, Brian	P	10	Sioux Falls .....	1990 .....	16	0
Hansen, Bruce	RB	24	Brigham Young .....	1987 .....	6	2
Hare, Eddie	P	8	Tulsa .....	1979 .....	16	0
Harlow, Pat	OT	77	Southern Cal .....	1991-95 .....	74	64
<b>Harris, Antwan</b>	<b>CB</b>	<b>23</b>	<b>Virginia .....</b>	<b>2000 .....</b>	<b>14</b>	<b>0</b>
Harris, Marshall	DE	78	Texas Christian .....	1983 .....	6	2
Harris, Raymont	RB	29	Ohio State .....	2000 .....	1	0
Harris, Rickie	DB	25	Arizona .....	1971-72 .....	28	21
Harris, Ronnie	WR/KR	84	Oregon .....	1993-94 .....	5	0
Hartley, Ken	P	7	Catawba .....	1981 .....	2	0
Harvey, Richard	LB	58	Tulane .....	1990 .....	16	9
Hasselbeck, Don	TE	80	Colorado .....	1977-83 .....	86	27
Hauck, Tim	FS	40	Montana .....	1990 .....	10	0
Hauser, Art	DT	67	Xavier .....	1960 .....	8	NA
Hawkins, Mike	OLB	59	Texas A&I .....	1978-81 .....	59	45
Hawkins, Steve	WR	80	Western Michigan .....	1994 .....	7	0
Hawthorne, Greg	WR-RB	27	Baylor .....	1984-86 .....	43	11
Hayman, Conway	OG	65	Delaware .....	1972 .....	0	0
Haynes, Mike	CB	40	Arizona State .....	1976-82 .....	90	86
Henderson, Jerome	CB	36	Clemson .....	1991-93, 1996 .....	39	10
Hendley, David	DB	28	S. Connecticut State .....	1987 .....	2	0
Henke, Karl	OT	88	Tulsa .....	1969 .....	10	7
Hennessey, Tom	DB	30	Holy Cross .....	1965-66 .....	28	NA
Henson, Luther	NT	70	Ohio State .....	1982-84 .....	21	2
Herline, Alan	P	6	Vanderbilt .....	1987 .....	3	0
Herock, Ken	LB	36	West Virginia .....	1969 .....	6	0
Herron, Mack	RB	42	Kansas State .....	1973-75 .....	35	20
Hinton, Eddie	WR	82	Oklahoma .....	1974 .....	9	1
Hitchcock, Jimmy	CB	31	North Carolina .....	1995-97 .....	36	20
Hobby, Marion	DE	60	Tennessee .....	1990-92 .....	42	8
Hodge, Milford	DE	97	Washington State .....	1986-89 .....	49	8



# PATRIOTS ALL-TIME ROSTER

Name	Pos.	#	College	Years	GP	GS
Hodson, Tommy	QB	13	Louisiana State	1990-92	32	12
Hoey, George	DB	23	Michigan	1972-73	25	18
Holcomb, Sean	LB	60	Texas A&I	1995	0	0
Holloway, Brian	OT	76	Stanford	1981-86	88	77
<b>Holmberg, Rob</b>	<b>LB</b>	<b>50</b>	<b>Penn State</b>	<b>2000</b>	<b>16</b>	<b>5</b>
Holmes, Darryl	FS	41	Ft. Valley State	1987-89	44	3
Holmes, Ernie	NT	63	Texas Southern	1978	3	0
Howard, Bob	CB	24	San Diego State	1975-77	37	15
Howard, David	LB	99	Long Beach State	1991-92	32	15
Huarte, John	QB	7	Notre Dame	1966-67	18	0*
Hubach, Mike	P	6	Kansas	1980-81	21	0
Hudson, Bill	DT	61	Clemson	1965	4	4
Hunt, Jim Lee	DT	79	Prairie View	1960-71	141	55*
Hunt, Kevin	OT	62	Doane	1973	1	0
Hunt, Sam	LB	50	Stephen F. Austin	1974-79	84	82
Hunter, Ivy Joe	RB	45	Kentucky	1991	13	10
Hurst, Maurice	CB	37	Southern	1989-95	104	101
Hutson, Brian	SS	36	Mississippi State	1990	2	0
Hyland, Bob	OC	60	Boston College	1977	3	0

## I

Ilg, Ray	LB	45	Colgate	1967-68	28	3
Imhof, Martin	DE	64	San Diego State	1975	5	3
Ingram, Brian	LB	51	Tennessee	1982-85	39	0
Irwin, Heath	G	63	Colorado	1996-99	44	16
Isaia, Sale	G	72	UCLA	2000	16	14
Israel, Steve	CB	21	Pittsburgh	1997-99	29	20
Ivory, Horace	RB	23	Oklahoma	1977-81	45	12
Ivy, Corey	CB	28	Oklahoma	1999	0	0

<b>Jackson, Curtis</b>	<b>WR</b>	<b>82</b>	<b>Texas A&amp;M</b>	<b>2000</b>	<b>5</b>	<b>2</b>
Jackson, Harold	WR	29	Jackson State	1978-81, 87	64	62
Jackson, Honor	DB	29	Pacific	1972-73	20	12
Jacobs, Harry	DE-LB	83	Bradley	1960-62	23	NA
Jacobs, Ray	DT	87	Howard Payne	1969	8	5
Jagielski, Harry	DT	73	Indiana	1960-61	19	NA
James, Craig	RB	32	Southern Methodist	1984-88	52	33
James, Roland	SS	38	Tennessee	1980-90	145	122
Janik, Tom	DB-P	21	Texas A&I	1969-71	42	3
Jarostchuk, Ilia	LB	50	New Hampshire	1990	12	1
Jarvis, Ray	WR	87	Norfolk State	1979	7	0
Jefferson, Shawn	WR	84	Central Florida	1996-99	63	61
Jells, Dietrich	WR	83	Pittsburgh	1996-97	18	1
Jenkins, Ed	RB	30	Holy Cross	1974	3	0
Jeter, Gary	DE	99	Southern Cal	1989	14	0
Johnson, Andy	RB	32	Georgia	1974-76, 78-81	94	43
Johnson, Billy	DB	47	Nebraska	1966-69	32	4
Johnson, Damian	OG	68	Kansas State	1990	16	16
Johnson, Daryl	DB	23	Morgan State	1968-71	42	41
Johnson, Ellis	RB	38	S.E. Louisiana	1965-66	28	NA
<b>Johnson, Garrett</b>	<b>NT</b>	<b>60</b>	<b>Illinois</b>	<b>2000</b>	<b>8</b>	<b>2</b>
Johnson, Joe	OE	24	Boston College	1960-61	13	NA
<b>Johnson, Lee</b>	<b>P</b>	<b>10</b>	<b>Brigham Young</b>	<b>1999-2000</b>	<b>32</b>	<b>0</b>
Johnson, Mario	DL	98	Missouri	1993	6	0
Johnson, Olrick	LB	51	Florida A&M	2000	12	0
Johnson, Preston	RB	48	Florida A&M	1968	3	0
Johnson, Steve	TE	85	Virginia Tech	1988	14	3
<b>Johnson, Ted</b>	<b>LB</b>	<b>52</b>	<b>Colorado</b>	<b>1995-2000</b>	<b>75</b>	<b>73</b>
Jones, Aaron	DE	97	Eastern Kentucky	1993-95	37	1
Jones, Cedric	WR	83	Duke	1982-90	120	37
Jones, Ezell	OT	74	Minnesota	1969-70	15	0
Jones, Mike	DE	96	North Carolina State	1994-97	61	37
<b>Jones, Tebucky</b>	<b>CB</b>	<b>34</b>	<b>Syracuse</b>	<b>1998-2000</b>	<b>42</b>	<b>11</b>
Jones, Todd	OL	63	Texas A&M	1993	4	0
Jordan, Shelby	OT	74	Washington (Mo.)	1975, 77-82	95	87
Jordan, Tim	LB	93	Wisconsin	1987-89	30	10

## K

Kadziel, Roin	LB	52	Stanford	1972	14	1
Kapp, Joe	QB	11	California	1970	11	10
<b>Katzenmoyer, Andy</b>	<b>LB</b>	<b>59</b>	<b>Ohio State</b>	<b>1999-2000</b>	<b>24</b>	<b>14</b>
Kecman, Dan	LB	45	Maryland	1970	1	0



# PATRIOTS ALL-TIME ROSTER

Name	Pos.	#	College	Years	GP	GS
Keeton, Durwood	S	29	Oklahoma .....	1975 .....	12	0
Kerrigan, Mike	QB	19	Northwestern .....	1983-84 .....	2	0
Key, David	S	26	Michigan .....	1991 .....	3	0
Khayat, Ed	DT	73	Tulane .....	1966 .....	14	NA
Kimber, Bill	OE	86	Florida State .....	1961 .....	4	NA
Kiner, Steve	LB	57	Tennessee .....	1971, 73 .....	28	28
King, Claude	RB	41	Houston .....	1962 .....	14	NA
King, Steve	LB	52	Tulsa .....	1973-81 .....	124	40
Klein, Dick	OT	62	Iowa State .....	1961-62 .....	24	NA
<b>Klemm, Adrian</b>	<b>G/T</b>	<b>70</b>	<b>Hawaii .....</b>	<b>2000 .....</b>	<b>5</b>	<b>4</b>
Knief, Gayle	WR	84	Morningside .....	1970 .....	3	0
Koontz, Ed	LB	54	Catawba .....	1968 .....	6	1
Kopp, Jeff	LB	91	Southern California .....	1999 .....	6	0
Krakau, Merv	LB	53	Iowa State .....	1978 .....	1	0
Kratch, Bob	G	61	Iowa .....	1994-96 .....	40	36
Kuberski, Bob	DT	93	Navy .....	1999 .....	5	0
Kuehn, Art	OC	78	UCLA .....	1983 .....	2	0

## L

Ladd, Anthony	WR	18	Cincinnati .....	1998 .....	4	0
LaFreniere, Bill	WR		Northeastern .....	1987 .....	0	0
Lambert, Dion	DB	28	UCLA .....	1992-93 .....	30	4
Landry, Anthony	RB	35	Stephen F. Austin .....	1990 .....	0	0
Lane, Max	OT	68	Navy .....	1994-2000 .....	100	70
Langham, Antonio	CB	38	Alabama .....	2000 .....	15	7
Larson, William	RB	34	Western Illinois .....	1960 .....	1	NA
Lassiter, Ike	DE	87	St. Augustine's .....	1970-71 .....	19	16
<b>Law, Ty</b>	<b>CB</b>	<b>24</b>	<b>Michigan .....</b>	<b>1995-2000 .....</b>	<b>87</b>	<b>79</b>
Lawson, Jamie	RB	29	North Carolina State .....	1990 .....	1	0
Lawson, Odell	RB	32	Langston .....	1970-71 .....	16	3
LeBlanc, Michael	RB	27	Stephen F. Austin .....	1987 .....	4	2
Lee, John	DE	66	Nebraska .....	1981 .....	4	4
Lee, Keith	DB	94	Colorado State .....	1981-84 .....	54	8
Lee, Kevin	WR	86	Alabama .....	1994-95 .....	7	2
Lee, Robert	G	60	Missouri .....	1960 .....	8	NA
Legette, Burnie	RB	35	Michigan State .....	1993-94 .....	10	0
Lenkaitis, Bill	C	67	Penn State .....	1971-81 .....	151	119
Leo, Bobby	WR	24	Harvard .....	1967-68 .....	3	0
Leo, Charlie	OG	63	Indiana .....	1960-62 .....	34	NA
Lewis, Bill	C	75	Nebraska .....	1993 .....	7	5
Lewis, Vernon	CB	43	Pittsburgh .....	1993-96 .....	44	2
Lindquist, Paul	DT	67	New Hampshire .....	1961 .....	2	NA
Lingner, Adam	OL	66	Illinois .....	1986 .....	0	0
Linne, Larry	WR	80	Texas-El Paso .....	1987 .....	3	3
Lippett, Ronnie	DB	42	Miami (Fla.) .....	1983-88, 90-91 .....	122	111
Livingston, Walt	RB	24	Heidelberg .....	1960 .....	3	NA
Lockhart, Eugene	LB	51	Houston .....	1991-92 .....	32	21
Lockwood, Scott	RB	40	Southern Cal .....	1992-93 .....	4	0
Lofton, Oscar	OE	86	S.E. Louisiana .....	1960 .....	14	NA
Lofton, Steve	CB	38	Texas A&M .....	1997 .....	10	0
Long, Charlie	G	76	Tennessee-Chattanooga .....	1961-69 .....	124	17
Long, Mike	OE	87	Brandeis .....	1960 .....	2	NA
<b>Looker, Dane</b>	<b>WR</b>	<b>87</b>	<b>Washington .....</b>	<b>2000 .....</b>	<b>0</b>	<b>0</b>
Lott, Billy	RB	32	Mississippi .....	1961-63 .....	35	NA
Loud, Rommie	LB	60	UCLA .....	1961-62 .....	27	NA
Loukas, Angelo	G	66	Northwestern .....	1970 .....	2	0
Lowery, Nick	K	7	Dartmouth .....	1978 .....	2	0
Lowry, Orlando	LB	91	Ohio State .....	1989 .....	2	0
Lucas, Ray	WR	15	Rutgers .....	1996 .....	2	0
Lunsford, Mel	DE	72	Central State (Ohio) .....	1973-80 .....	92	74

## M

Mahoney, John "Butch" -	NA		American International .....	1961 .....	NA	NA
Maitland, Jack	RB	40	Williams .....	1971-72 .....	27	0
Mallory, Irvin	DB	43	Virginia Union .....	1971 .....	2	0
Mangiero, Dino	NT	96	Rutgers .....	1987 .....	2	0
Mangum, John	DT	74	Southern Mississippi .....	1966-67 .....	28	5*
Marion, Fred	FS	31	Miami (Fla.) .....	1982-91 .....	144	113
Marsh, Aaron	WR	29	Eastern Kentucky .....	1968-69 .....	28	16
Marshall, Al	WR	88	Boise State .....	1974 .....	4	0
Martin, Curtis	RB	28	Pittsburgh .....	1995-97 .....	45	43
Martin, Donald	CB	38	Yale .....	1973 .....	14	2
Martin, Sammy	WR	82	Louisiana State .....	1988-91 .....	40	1



# PATRIOTS ALL-TIME ROSTER

Name	Pos.	#	College	Years	GP	GS
Mason, Dave	S	28	Nebraska	1973	8	1
Mass, Wayne	OT	75	Miami (Fla.)	1972	6	0
Massey, Jim	CB	47	Linfield	1974-75	15	1
Match, Trevor	OC	64	Brigham Young	1985-88	26	11
Matthews, Bill	LB	53	South Dakota State	1979-81	48	10
Matthews, Henry	RB	35	Michigan State	1972	3	3
May, Art	DE	71	Tuskegee	1971	11	5
McAlister, James	RB/KR	37	UCLA	1978	16	0
McCabe, Jerry	LB	52	Holy Cross	1987	3	3
McCall, Bob	RB	24	Arizona	1973	8	1
McCarthy, Shawn	P	11	Purdue	1991-92	29	0
McComb, Don	DE	85	Villanova	1960	1	NA
McCray, Prentice	S	34	Arizona State	1974-80	81	65
McCurry, Dave	S	40	Iowa State	1974	2	0
McDougald, Doug	DE	70	Virginia Tech	1980	8	0
McGee, George	OT	75	Southern	1960	14	NA
McGee, Tony	DE	78	Bishop (Texas)	1974-81	119	37
<b>McGinest, Willie</b>	<b>LB</b>	<b>55</b>	<b>Southern Cal</b>	<b>1994-2000</b>	<b>98</b>	<b>88</b>
McGovern, Rob	LB	58	Holy Cross	1992	4	0
McGrew, Lawrence	LB	50	Southern Cal	1980-89	122	74
McGruder, Scooter	CB	27	Kent State	1996-97	17	0
McHale, Joe	LB	55	Delaware	1987	3	0
McKay, Bob	OT	66	Texas	1976-78	39	16
McKinnon, Don	LB	51	Dartmouth	1963-64	17	NA
McMahon, Art	DB	28	N.C. State	1968-72	43	7
McMurry, Greg	WR	86	Michigan	1990-93	58	41
McNeil, Emmanuel	NT	92	Tennessee-Martin	1989	1	0
McQuay, Leon	RB	31	Tampa	1975	13	0
McSwain, Chuck	RB	32	Clemson	1987	3	1
McSwain, Rod	CB	23	Clemson	1984-90	90	17
Meggett, David	RB	22	Towson State	1995-97	48	3
Megna, Marc	LB	96	Richmond	1999-2000	4	0
Meixler, Ed	LB	52	Boston	1965	4	NA
Melander, Jon	OG	64	Minnesota	1991	11	3
Merkerson, Ron	LB	50	Colorado	1999	0	0
Mildren, Jack	S	45	Oklahoma	1974	14	10
Millen, Hugh	QB	7	Washington	1991-92	20	20
Miller, Al	RB	32	Boston College	1960	14	NA
Miller, Dan	K	6	Miami (Fla.)	1982	2	0
<b>Milloy, Lawyer</b>	<b>SS</b>	<b>36</b>	<b>Washington</b>	<b>1996-2000</b>	<b>80</b>	<b>74</b>
Mirich, Rex	DT	76	Northern Arizona	1970	7	1
Mitchell, Leroy	DB	41	Texas Southern	1967-68	28	28
<b>Mitchell, Brandon</b>	<b>DE</b>	<b>98</b>	<b>Texas A&amp;M</b>	<b>1997-2000</b>	<b>46</b>	<b>26</b>
Montler, Mike	OT	64	Colorado	1969-72	53	50
Moore, Arthur	DT	75	Tulsa	1973-77	29	0
Moore, Brandon	OT	70	Duke	1993-95	26	0
Moore, Greg	LB	54	Tennessee-Chattanooga	1987	3	3
Moore, Leroy	DE	61	Ft. Valley State	1961-62	19	NA
Moore, Marty	LB	58	Kentucky	1994-99	93	10
Moore, Steve	OT	67	Tennessee State	1983-87	52	31
Moore, Will	WR	83	Texas Southern	1995	16	13
<b>Morey, Sean</b>	<b>WR</b>	<b>85</b>	<b>Brown</b>	<b>1999</b>	<b>2</b>	<b>0</b>
Morgan, Stanley	WR	86	Tennessee	1977-89	180	165
Morris, Jamie	RB	24	Michigan	1990	5	0
Morris, Jon	OC	56	Holy Cross	1964-74	130	82
Morris, Guy	OC	75	Texas Christian	1984-87	53	22
Mosier, John	TE	88	Kansas	1973	2	2
Moss, Roland	TE	86	Toledo	1971	14	6
Moss, Zefross	T	77	Alabama State	1997-99	42	42
Mowatt, Zeke	TE	81	Florida State	1990	10	0
Murphy, Bill	WR	31	Cornell	1968	6	5
Murphy, Jim	QB	7	Northeastern	1998	0	0

## N

Nance, Jim	RB	35	Syracuse	1965-71	94	66*
Napolski, Eric	LB	49	Connecticut	1988-89	4	0
Neighbors, Billy	OG	73	Alabama	1962-65	56	NA
Nelson, Edmund	DE	65	Auburn	1988	12	1
Nelson, Steve	LB	57	N. Dakota State	1974-87	174	173
Neumann, Tom	RB	36	Northern Michigan	1963	10	NA
Neville, Tommy	OT	77	Mississippi State	1965-77	160	114*
Nichols, Bob	TE	87	Boston	1967-68	15	1
<b>Nugent, David</b>	<b>DE</b>	<b>92</b>	<b>Purdue</b>	<b>2000</b>	<b>6</b>	<b>0</b>



# PATRIOTS ALL-TIME ROSTER

## O

Name	Pos.	#	College	Years	GP	GS
O'Hanley, Ross	DB	25	Boston College	1960-65	63	NA
O'Neill, Pat	P	5	Syracuse	1994-95	24	0
Oakes, Don	OT	71	Virginia Tech	1963-68	27	16
<b>Osborne, Chuck</b>	<b>DT</b>	<b>71</b>	<b>Arizona</b>	<b>2000</b>	<b>0</b>	<b>0</b>
Osley, Willie	CB	37	Illinois	1974	10	4
Outlaw, John	DB	44	Jackson State	1969-72	33	19
Overton, Don	RB	29	Fairmont State	1990	7	0
Owen, Tom	QB	17	Wichita State	1976-81	12	1
Owens, Dennis	NT	98	N.C. State	1982-86	71	44

## P

<b>Pass, Patrick</b>	<b>RB</b>	<b>35</b>	<b>Georgia</b>	<b>2000</b>	<b>5</b>	<b>2</b>
Parilli, Babe	QB	15	Kentucky	1961-67	94	11*
Patrick, Mike	P	2	Mississippi State	1975-78	43	0
Patton, Jerry	DE	72	Nebraska	1975	3	3
<b>Paulk, Jeff</b>	<b>FB</b>	<b>46</b>	<b>Arizona State</b>	<b>2000</b>	<b>1</b>	<b>0</b>
<b>Paxton, Lonie</b>	<b>LS</b>	<b>66</b>	<b>Sacramento State</b>	<b>2000</b>	<b>16</b>	<b>0</b>
Pennywell, Carlos	WR	88	Grambling State	1978-81	48	2
Peoples, George	RB	35	Auburn	1983	16	0
Perkins, Willis	OG	NA	Texas Southern	1961	1	NA
Perryman, Robert	RB	34	Michigan	1987-89	41	31
Peterson, Joe	CB	45	Nevada-Reno	1987	3	3
Philips, Jess	RB	35	Michigan State	1976-77	27	0
Phillipott, Ed	LB	52	Miami (Ohio)	1967-71	68	53
Pickering, Clay	WR	48	Maine	1987	1	0
Pitts, Mike	DE	93	Alabama	1993-94	32	31
Plunkett, Art	OT	70	UNLV	1985, 87	22	1
Plunkett, Jim	QB	16	Stanford	1971-75	61	61
Pool, David	CB	27	Carson-Newman	1991-92	31	17
Pope, Ken	CB	41	Oklahoma	1974	4	0
Porcell, Tom	NT	65	Boston College	1987	1	1
Porter, Willie	DB	27	Texas Southern	1968	13	0
Posey, David	K	9	Florida	1978	0	0
President, Andre	TE	88	Angelo State	1995	1	0
Prestridge, Luke	P	17	Baylor	1984	9	0
Price, Kenny	LB	54	Iowa	1971	1	0
Proffit, Eugene	DB	22	Yale	1986-88	5	0
Pruett, Perry	DB	39	North Texas State	1971	11	1
Puetz, Garry	OG	77	Valparaiso	1979-81	36	5
Purnell, Lovett	TE	48-85	West Virginia	1996-98	34	7
Purvis, Vic	WR	31	Southern Mississippi	1966-67	16	0*
Pyne, George	OT	75	Olivet	1965	14	NA

## R

Rademacher, Bill	WR	33	N. Michigan State	1969-70	27	5
Rakoczy, Gregg	OL	71	Miami (Fla.)	1991-92	21	4
Ramsey, Derrick	TE	88	Kentucky	1983-85	46	23
Ramsey, Tom	QB	12	UCLA	1985-88	21	4
Ratkowski, Ray	RB	23	Notre Dame	1961	1	NA
<b>Rawlings, Josh</b>	<b>OL</b>	<b>62</b>	<b>Minnesota</b>	<b>2000</b>	<b>0</b>	<b>0</b>
Ray, Eddie	RB-P	36	Louisiana State	1970	5	1
Ray, Terry	S	23	Oklahoma	1993-96	63	24
Redding, Reggie	OL	70	Cal State-Fullerton	1992	14	14
<b>Redmond, J.R.</b>	<b>RB</b>	<b>21</b>	<b>Arizona State</b>	<b>2000</b>	<b>12</b>	<b>5</b>
Reed, Benton	DE	71	Mississippi	1987	3	3
Rehberg, Scott	T	60	Central Michigan	1997-98	8	0
Rehder, Tom	OT	76	Notre Dame	1988-89	32	0
Reilly, Kevin	LB	55	Villanova	1975	4	1
Rembert, Johnny	LB	52	Clemson	1983-92	126	72
Reynolds, Bob	OT	74	Bowling Green	1972-73	20	14
Reynolds, Ed	LB	95	Virginia	1983-91	119	34
Reynolds, Ricky	CB	21	Washington State	1994-96	42	35
Reynolds, Tom	WR	21	San Diego State	1972	12	0
Rheams, Leonta	DL	75	Houston	1998	6	0
Rice, Rodney	DB	43	Brigham Young	1989	10	0
Richards, Dave	OL	62	UCLA	1996	5	0
Richardson, Al	DE	79	Grambling State	1960	3	NA
Richardson, Jesse	DT	75	Alabama	1962-64	42	NA
Richardson, Tom	WR	49	Jackson State	1969-70	15	0
Robbins, Randy	S	48	Arizona	1992	15	15
Roberts, Tim	DE	94	Southern Mississippi	1995	13	12
Roberts, William	G	76	Ohio State	1995-96	32	27
Robinson, Bo	RB	41	West Texas State	1984	16	1



# PATRIOTS ALL-TIME ROSTER

Name	Pos.	#	College	Years	GP	GS
Robinson, Greg	OT	61	Sacramento State	1987	3	3
Robinson, Junior	CB	27	East Carolina	1990	16	0
Robinson, Rex	K	7	Georgia	1982	3	0
<b>Robinson-Randall, Greg</b>	<b>T</b>	<b>77</b>	<b>Michigan State</b>	<b>2000</b>	<b>12</b>	<b>4</b>
Robotti, Frank	LB-RB	51	Boston College	1961	12	NA
Rogers, Doug	DE	65	Stanford	1984	12	0
Romaniszyn, Jim	LB	53	Edinboro State (Pa.)	1976	11	2
Romeo, Tony	TE	86	Florida State	1962-67	75	0*
Romine, Al	DB	46	Florence State	1961	1	NA
Rowe, Dave	DT	76	Penn State	1971-73	42	33
Rucci, Todd	OG	71	Penn State	1993-99	85	75
Rucker, Reggie	WR	33	Boston	1971-74	43	38
Rudolph, Jack	LB	80	Georgia Tech	1960-65	56	NA
<b>Ruegamer, Grey</b>	<b>C/G</b>	<b>67</b>	<b>Arizona State</b>	<b>2000</b>	<b>6</b>	<b>0</b>
Russ, Bernard	LB	51	West Virginia	1997-99	9	0
Russell, Leonard	RB	32	Arizona State	1991-93	43	40
<b>Rutledge, Rod</b>	<b>TE</b>	<b>83</b>	<b>Alabama</b>	<b>1998-99</b>	<b>48</b>	<b>17</b>
Ruth, Mike	NT	65	Boston College	1986-87	8	0

## S

Sabb, Dwayne	LB	95	New Hampshire	1992-96	73	24
Sacco, Frank	LB	95	Fordham	1987	2	0
Sagapolutele, Pio	DT	75	San Diego State	1996	15	10
Saltz, Lee	QB	12	Temple	1992	0	0
Sanders, John	S	25	South Dakota	1974-76	30	24
Sandham, Todd	OG	72	Northeastern	1987	2	0
Sanford, Rick	FS	25	South Carolina	1979-84	89	53
Saranovitz, Brian	OG	70	New Hampshire	1987	0	0
Sardisco, Tony	OG	64	Tulane	1960-62	40	NA
Satcher, Doug	LB	58	Southern Mississippi	1966-68	28	26
Sawyer, Jon	CB	31	Cincinnati	1987	2	0
Saxon, Mike	P	4	San Diego State	1993	16	0
Scarpito, Bob	WR-P	46	Notre Dame	1968	14	0
Schaum, Greg	DE	76	Michigan State	1978	14	0
Schmidt, Bob	OT	74	Minnesota	1964	14	NA
Scholtz, Bruce	LB	51	Texas	1989	8	2
Schottenheimer, Marty	LB	54	Pittsburgh	1969-70	23	5
Schroeder, Bill	WR	18	Wisconsin-La Crosse	1995	0	0
Schubert, Eric	K	1	Pittsburgh	1987	2	1
Schubert, Steve	WR	87	Massachusetts	1974	8	2
Schwedes, Gerhardt	RB	31	Syracuse	1960-61	7	NA
Scott, Clarence	DB	26	Morgan State	1969-72	43	24
Scott, Walter	DL	94	East Carolina	1996	1	0
Scott, Willie	TE	88	South Carolina	1986-88	25	2
Sealby, Randy	LB	59	Missouri	1987	2	1
Secules, Scott	QB	10	Virginia	1993	12	4
Sellers, Ron	WR	34	Florida State	1969-71	35	30
<b>Serwanga, Kato</b>	<b>CB</b>	<b>31</b>	<b>California</b>	<b>1998-2000</b>	<b>31</b>	<b>3</b>
Shaw, Harold	FB	44	Southern Mississippi	1998-2000	35	0
Shaw, Sedrick	RB	23	Iowa	1997-98	14	1
Shegog, Ron	SS	42	Austin Peay	1987	3	3
Sherman, Tom	QB-DB	14	Penn State	1968-69	18	7
Shiner, Dick	QB	11	Maryland	1973-74	4	0
Shoate, Rod	LB	56	Oklahoma	1975-81	76	65
Shonta, Chuck	DB	34	Eastern Michigan	1960-67	14	14
Shorts, Peter	DE	90	Illinois State	1989	1	0
Sievers, Eric	TE	85	Maryland	1989-90	24	6
Simerson, John	OT	75	Purdue	1961	10	NA
<b>Simmons, Tony</b>	<b>WR</b>	<b>81</b>	<b>Wisconsin</b>	<b>1998-2000</b>	<b>38</b>	<b>9</b>
Sims, Kenneth	DE	77	Texas	1982-89	74	64
Singer, Carl	OT	68	Purdue	1966-68	39	0
Singleton, Chris	LB	55	Arizona	1990-93	33	22
Sisson, Scott	K	9	Georgia Tech	1993	13	0
Skene, Doug	G	74	Michigan	1994	6	6
Slade, Chris	LB	53	Virginia	1993-2000	127	108
Smerlas, Fred	NT	76	Boston College	1991-92	32	1
Smith, Donnell	DE	65	Southern	1973-74	21	0
Smith, Hal	DT	70	UCLA	1960	10	NA
Smith, John	K	1	Southampton (England)	1974-83	116	0
<b>Smith, Otis</b>	<b>CB</b>	<b>45</b>	<b>Missouri</b>	<b>1996, 2000</b>	<b>27</b>	<b>20</b>
Smith, Ricky	DB	27	Alabama State	1982-84	26	0
Smith, Rod	DB	22	Notre Dame	1992-94	48	17
Smith, Sean	DE	97	Georgia Tech	1990-91	17	1
Snyder, Al	WR	38	Holy Cross	1964	2	NA



# PATRIOTS ALL-TIME ROSTER

Name	Pos.	#	College	Years	GP	GS
Solitis, Bob	DB	42	Minnesota	1960-61	3	NA
Songin, Ed "Butch"	QB	11	Boston College	1960-61	28	NA
Spears, Ron	DE	78	San Diego State	1982-83	8	NA
<b>Spires, Greg</b>	<b>DE</b>	<b>94</b>	<b>Florida State</b>	<b>1998-2000</b>	<b>42</b>	<b>3</b>
St. Jean, Lennie	OG	60	N. Michigan	1964-73	140	96*
Stanley, Sylvester	NT	63	Michigan	1994	7	0
Stanley, Walter	WR	81	Colorado	1992	13	0
Starring, Stephen	WR	81	McNeese	1983-87	72	33
Staurovsky, Jason	K	4	Tulsa	1988-91	42	0
Steinfert, Fred	K	5	Boston College	1983	9	0
Stenger, Brian	LB	59	Notre Dame	1973	10	2
Stephens, Calvin	G	68	South Carolina	1992	14	1
Stephens, John	RB	44	NW Louisiana State	1988-92	76	59
Stephens, Tom	DB-TE	45	Syracuse	1960-64	49	NA
<b>Stevens, Matt</b>	<b>S</b>	<b>26</b>	<b>Appalachian State</b>	<b>2000</b>	<b>1</b>	<b>0</b>
Stingley, Darryl	WR	84	Purdue	1973-77	60	53
Stokes, Eric	C-G	78	Northeastern	1987	1	1
Stolberg, Eric	WR	19	Indiana	1971	0	0
Striegel, Bill	LB	72	College of Pacific	1960	5	NA
Stuckey, Shawn	LB	93	Troy State	1998	6	0
Studstill, Pat	P	2	Houston	1972	14	0
Sturt, Fred	G	63	Bowling Green	1976-78	29	0
Suci, Bob	DB	21	Michigan State	1963	14	NA
Sullivan, Chris	DE	74	Boston College	1996-99	63	20
Swanson, Terry	P	36	Massachusetts	1967-68	24	0
Sweet, Joe	WR	81	Tennessee State	1974	4	0
Sykes, Alfred	WR	13	Florida A&M	1971	4	1

## T

Taliaferro, Mike	QB	17	Illinois	1968-71	32	25
Tanner, John	LB-DE	53	Tennessee Tech	1973-74	27	2
Tardits, Richard	LB	53	Georgia	1990-92	27	1
Tarver, John	RB	36	Colorado	1972-74	31	15
Tatupu, Mosi	RB	30	Southern Cal	1978-90	194	22
Taylor, Greg	RB	45	Virginia	1982	1	0
Taylor, Kitrick	WR	49	Washington State	1989	4	0
Tharpe, Larry	OT	77	Tennessee State	1996	0	0
Thomas, Ben	DE	99	Auburn	1985	15	0
Thomas, Blair	RB	32	Penn State	1994	3	0
Thomas, Donnie	LB	51	Indiana	1976	3	1
Thomas, Gene	RB	22	Florida A&M	1968	9	4
Thomas, Henry	DT	95	Louisiana State	1997-2000	64	52
Thompson, Leroy	RB	36	Penn State	1994	16	1
Thompson, Reyna	CB	21	Baylor	1993	15	6
Timpson, Michael	WR	83	Penn State	1989-94	70	25
Tippett, Andre	LB	56	Iowa	1982-88, 90-93	151	139
Tipton, Dave	NT	60	Western Illinois	1975-76	12	0
Toler, Ken	WR	82	Mississippi	1981-82	25	0
Toner, Ed	DT	75	Massachusetts	1967-70	26	0
Towns, Bobby	DB	34	Georgia	1961	2	NA
Trull, Don	QB	19	Baylor	1967	7	3
Tucker, Erroll	DB	21	Utah	1989	5	0
<b>Tuitele, Maugaula</b>	<b>LB</b>	<b>58</b>	<b>Colorado State</b>	<b>2000</b>	<b>1</b>	<b>0</b>
Tupa, Tom	P	19	Ohio State	1996-97	48	0
Turner, Bake	WR	40	Texas Tech	1970	14	13
Turner, Bill	DE	74	Boston College	1987	2	0
Turner, Kevin	RB	34	Alabama	1992-94	48	19
Twombly, Darren	C	64	Boston College	1987	1	1

## V

van Eeghen, Mark	RB	34	Colgate	1982-83	24	16
Vataha, Randy	WR	18	Stanford	1971-76	82	44
Vaughn, Jon	RB	24	Michigan	1991-92	32	7
Veris, Garin	DE	90	Stanford	1985-88, 90-91	78	46
Viaene, David	OT	70	Minnesota-Duluth	1989-90	20	8
Villa, Danny	OT	75	Arizona State	1987-91, 97	75	62
<b>Vinatieri, Adam</b>	<b>K</b>	<b>4</b>	<b>South Dakota State</b>	<b>1996-2000</b>	<b>80</b>	<b>0</b>
Virkus, Scott	DE	70	San Francisco CC	1984	5	0

## W

Wagner, Bryan	P	9	Cal State-Northridge	1991, 95	8	0
Walker, Bruce	NT/DT	91	UCLA	1994-95	11	4
Walker, Mike	K	12	None	1972	8	0
Ward, David	LB	94	Southern Arkansas	1989	16	0



# PATRIOTS ALL-TIME ROSTER

Name	Pos.	#	College	Years	GP	GS
Warren, Lamont	RB	27	Colorado .....	1999 .....	16	2
Washington, Clyde	DB	31	Purdue .....	1960-61 .....	27	NA
Washington, John	DT	76	Oklahoma State .....	1993 .....	16	13
Washington, Mark	CB	46	Morgan State .....	1979 .....	12	0
Washington, Mickey	CB	21	Texas A&M .....	1990-91 .....	25	4
Watson, Dave	G	67	Georgia Tech .....	1963-64 .....	28	NA
Weathers, Robert	RB	24	Arizona State .....	1982-86 .....	44	6
Weathers, Clarence	WR	82	Delaware State .....	1983-84 .....	25	0
Webb, Don	DB	42	Iowa State .....	1961-71 .....	134	60*
Webster, George	LB	90	Michigan State .....	1974-76 .....	37	25
Weisacosky, Ed	LB	66	Miami (Fla.) .....	1971-72 .....	28	23
Weishuhn, Clayton	LB	53	Angelo State .....	1982-84,86 .....	30	26
Welch, Claxton	RB	43	Oregon .....	1973 .....	2	1
Wells, Billy	RB	41	Michigan State .....	1960 .....	12	NA
West, Mel	DB	24	Missouri .....	1961 .....	4	NA
Westbrook, Don	WR	83	Nebraska .....	1977-81 .....	71	1
Whalen, Jim	TE	82	Boston College .....	1965-69 .....	70	27*
Wheeler, Dwight	OT	62	Tennessee State .....	1978-83 .....	72	39
Wheeler, Mark	DT	97	Texas A&M .....	1996-98 .....	40	31
Whigham, Larry	S	25	NE Louisiana .....	1994-2000 .....	106	4
White, Adrian	S	38	Florida .....	1993 .....	5	4
White, David	LB	51	Nebraska .....	1993 .....	6	0
White, Harvey	QB	10	Clemson .....	1960 .....	9	NA
White, Jeff	K-P	2	Texas El Paso .....	1973 .....	11	0
White, Jim	DE	87	Colorado State .....	1972 .....	13	6
White, Reggie	DT/NT	90	North Carolina A&T .....	1995 .....	16	9
Whittingham, Fred	LB	53	Cal Poly .....	1970 .....	13	0
Whitten, Todd	QB	15	Stephen F. Austin .....	1987 .....	1	0
Wichard, Murray	DE	90	Frostburg State .....	1987 .....	3	0
<b>Wiggins, Jermaine</b>	<b>TE</b>	<b>85</b>	<b>Georgia .....</b>	<b>2000 .....</b>	<b>4</b>	<b>2</b>
Wilburn, Steve	DE	99	Illinois State .....	1987 .....	3	3
William, J.R.	LB-C	55	Louisiana Tech .....	1968-70 .....	38	2
Williams, Brent	DE	96	Toledo .....	1986-93 .....	121	102
Williams, Brian	TE	49	Southern .....	1982 .....	1	0
Williams, Brooks	WR	80	North Carolina .....	1983 .....	13	1
Williams, Derwin	WR	82	New Mexico .....	1985-87 .....	42	1
Williams, Ed	LB	54	Texas .....	1984-87, 90 .....	62	10
<b>Williams, Grant</b>	<b>T</b>	<b>76</b>	<b>Louisiana Tech .....</b>	<b>2000 .....</b>	<b>15</b>	<b>8</b>
Williams, Jon	RB	44	Penn State .....	1984 .....	9	0
Williams, Larry	G	75	Notre Dame .....	1992 .....	13	9
Williams, Lester	NT	72	Miami (Fla.) .....	1982-85 .....	40	13
Williams, Perry	CB	38	Clemson .....	1987 .....	3	0
Williams, Toby	DE	90	Nebraska .....	1983-88 .....	80	56
Wilson, Curtis	OC	75	Missouri .....	1989 .....	0	0
Wilson, Darrell	DB	47	Connecticut .....	1981 .....	1	0
Wilson, Darryal	WR	48	Tennessee .....	1983 .....	9	0
Wilson, David	DB	26	California .....	1992 .....	1	0
Wilson, Ed	QB	12	Arizona State .....	1965 .....	14	NA
Wilson, Jerrel	P	4	Southern Mississippi .....	1978 .....	14	0
Wilson, Joe	RB	23	Holy Cross .....	1974 .....	12	0
Wilson, Marc	QB	15	Brigham Young .....	1989-90 .....	30	10
Windsor, Bob	TE	86	Kentucky .....	1972-75 .....	48	44
Wirgowski, Dennis	DE	70	Purdue .....	1970-72 .....	37	36
Witt, Mel	DT	71	Arlington State .....	1967-70 .....	35	14
Wohlabaugh, Dave	C	64	Syracuse .....	1995-97 .....	41	41
Wonsley, George	RB	53	Mississippi State .....	1989 .....	5	0
Woods, Carl	RB	34	Vanderbilt .....	1987 .....	2	0
<b>Woody, Damien</b>	<b>C</b>	<b>65</b>	<b>Boston College .....</b>	<b>1999-2000 .....</b>	<b>32</b>	<b>32</b>
Wooten, Ron	OG	61	North Carolina .....	1982-88 .....	98	96
Wren, Darryl	CB	27	Pittsburg (Kan.) State .....	1993-94 .....	33	5
Wright, Elmo	WR	17	Houston .....	1975 .....	8	4
Wyman, Devin	DT	72	Kentucky State .....	1996-98 .....	15	4

## Y

Yancy, Carlos	CB	40	Georgia .....	1995 .....	4	0
Yates, Bob	OT-G-C	50	Syracuse .....	1960-65 .....	67	NA
Yewcic, Tom	P-QB	14	Michigan State .....	1961-66 .....	77	NA

Zabel, Steve	LB	54	Oklahoma .....	1975-78 .....	50	48
Zackery, Tony	FS	25	Washington .....	1990-91 .....	19	0
Zamberlin, John	LB	54	Pacific Lutheran .....	1979-82 .....	56	15
Zendejas, Joaquin	K	2	LaVerne (Calif.) .....	1983 .....	2	0
Zolak, Scott	QB	16	Maryland .....	1992-98 .....	53	7



# PATRIOTS ALL-TIME DRAFT

## 2001

Rd	Player	Pk	Pos	College
1	Richard Seymour	6	DT	Georgia
2	Matt Light	48	OL	Purdue
3	Brock Williams	86	CB	Notre Dame
4a	Kenyatta Jones	96	OL	South Florida
4b	Jabari Holloway	119	TE	Notre Dame
5	Hakim Akbar	163	S	Washington
6a	Arther Love	180	TE	South Carolina State
6b	Leonard Myers	200	CB	Miami (Fla.)
7a	Owen Pochman	216	K	Brigham Young
7b	T.J. Turner	239	LB	Michigan State

## 2001 Draft Notes

- 2 Choice from Detroit (NE acquires Detroit's 2001 second round (48 overall - OL Matt Light) pick for the Patriots 2001 second round (50 overall, from Pittsburgh) pick and sixth round (173 overall, from San Francisco) pick
- 3 Choice from Minnesota (NE trades third round selection - 69 overall to Minnesota for their third round pick - 86 overall and fourth round selection - 119 overall)
- 4a Choice from San Diego (NE trades fourth round selection - 112 overall and fifth round selection - 139 overall to San Diego for their fourth round pick - 96th overall) (choice from Minnesota in previously mentioned trade)
- 5, 6b and 7b denote compensatory picks obtained from the NFL.
- 6a Choice from Detroit (NE trades fifth round selection-149 overall to Detroit for their sixth round pick-180 overall and their seventh round pick-216 overall)
- 7a (choice from Detroit in previously mentioned trade)

## 2000

Rd	Player	Pk	Pos	College
1	Choice to N.Y. Jets	16		
2	Adrian Klemm	46	T	Hawaii
3	J.R. Redmond	76	RB	Arizona State
4a	J'Juan Cherry		CB	Arizona State
4b	Greg Robinson-Randall	127	T	Michigan State
5a	Dave Stachelski	141	TE	Boise State
5b	Jeff Marriott	161	DT	Missouri
6a	Antwan Harris	187	CB	Virginia
6b	Tom Brady	199	QB	Michigan
6c	David Nugent	201	DT	Purdue
7a	Choice to San Francisco			from Philadelphia
7b	Casey Tisdale	226	LB	New Mexico
7c	Patrick Pass	239	RB	Georgia

## 2000 Draft Notes

- 1 Pick awarded to the NY Jets for Bill Belichick.
- 4a CB J'Juan Cherry was selected by the Patriots in the 1999 Supplemental Draft (9/3/99).
- 4b, 6b, 6c and 7c denote compensatory picks obtained from the NFL.
- 5b (from the St. Louis Rams for DE Mike Jones)
- 7a (from the Philadelphia Eagles for WR Dietrich Jells and Patriots traded pick to San Francisco for a sixth round pick in 2001)

## 1999

Rd	Player	Pk	Pos	College
1a	Damien Woody	17	C	Boston College
1b	Choice to Seattle	20		
1c	Andy Katzenmoyer	28	LB	Ohio State
2a	Kevin Faulk	46	RB	LSU
2b	Choice to Tennessee	52		
3a	Choice to Seattle	82		
3b	Tony George	91	DB	Florida
4	Choice to Tennessee	117		
5	Derrick Fletcher	154	OL	Baylor
6a	Marcus Washington	180	DB	Colorado
6b	Choice to Seattle	191		
7a	Michael Bishop	227	QB	Kansas State
7b	Sean Morey	241	WR	Brown

## 1999 Draft Notes

- 1b Choice to Seattle - (NE trades picks-20th, 82nd and 191st overall for Seattle's 1999 1st round pick-17th overall)
- 1c (from NY Jets in compensation for Bill Parcells)
- 2b Choice to Tennessee - (NE trades picks-52nd and 117th overall for Tennessee's 1999 2nd round pick-46th overall)
- 3a (choice to Seattle in previously mentioned trade)
- 3b (from Minnesota Vikings in a trade for CB Jimmy Hitchcock)
- 4 (choice to Tennessee in previously mentioned trade)
- 6a (from Baltimore Ravens in a trade for TE Lovett Purnell)
- 6b (choice to Seattle in previously mentioned trade)
- 7b (from the NFL as compensation for losing free agent FBs Keith Byars and Sam Gash)

## 1998

Rd	Player	Pk	Pos	College
1a	Robert Edwards	18	RB	Georgia
1b	Tebucky Jones	22	DB	Syracuse
2a	Tony Simmons	52	WR	Wisconsin
2b	Rod Rutledge	54	TE	Alabama
3a	Chris Floyd	81	FB	Michigan
3b	Greg Spires	83	DE	Florida State
4	Leonta Rheams	115	DT	Houston
5	Ron Merkersen	145	LB	Colorado
6	Harold Shaw	176	RB	Southern Mississippi
7	Jason Andersen	211	OL	Brigham Young

## 1998 Draft Notes

- 1a (from NY Jets in compensation for Curtis Martin)
- 2a (from NY Jets in compensation for Bill Parcells)
- 3a (from NY Jets in compensation for Curtis Martin)

## 1997

Rd	Player	Pk	Pos	College
1	Chris Canty	29	DB	Kansas State
2	Brandon Mitchell	59	DT	Texas A&M
3a	Sedrick Shaw	61	RB	Iowa
3b	Chris Carter	89	DB	Texas
4a	Damon Denson	97	OL	Michigan
4b	Ed Ellis	125	OL	Buffalo
5	Vernon Crawford	159	LB	Florida State
6	Tony Gaiter	192	WR	Miami (Fla.)
7	Scott Rehberg	230	OL	Central Michigan

## 1997 Draft Notes

- 3a (from NY Jets in compensation for Bill Parcells)
- 4a (from NY Jets in compensation for Bill Parcells)

## 1996

Rd	Player	Pk	Pos	College
1	Terry Glenn	7	WR	Ohio State
2a	Lawyer Milloy	36	DB	Washington
2b	Choice to Oakland			
3a	Choice to Kansas City			
3b	Choice to Detroit			
3c	Tedy Bruschi	86	LB	Arizona
4a	Heath Irwin	101	G	Colorado
4b	Chris Sullivan	119	DE	Boston College
4c	Kantroy Barber	124	FB	West Virginia
5a	John Elmore	139	G	Texas
5b	Christian Peter	149	DT	Nebraska
6a	Chris Griffin	173	TE	New Mexico
6b	Mario Grier	195	RB	Tenn.-Chattanooga
6c	Devin Wyman	206	DT	Kentucky State
7a	Lovett Purnell	216	TE	West Virginia
7b	J.R. Conrad	247	G	Oklahoma



# PATRIOTS ALL-TIME DRAFT

## 1996 Draft Notes

- 2b Choice to Oakland - (NE trades pick-57th overall for Oakland's 1996 third round selection-76th overall, 1996 fourth-round selection-124th overall and fifth-round selection-149th overall)
- 3a Choice to Kansas City - (NE trades pick for Kansas City's 1995 4th round selection, 112 overall--Dave Wohlabaugh)
- 3b Choice to Detroit - (NE trades pick-76th overall to Detroit for their third round selection-86th overall, fourth-119th overall and sixth round-195th overall selections)
- 3c (from Detroit in previously mentioned trade)
- 4b (from Detroit in previously mentioned trade)
- 4c (from S.F. through Oakland in previously mentioned trade)
- 5b (from Oakland in previously mentioned trade)
- 6b (from Detroit in previously mentioned trade)
- 6c Compensatory Pick
- 7b Compensatory Pick

## 1995

Rd	Player	Pk	Pos	College
1	Ty Law	23	CB	Michigan
2	Ted Johnson	57	LB	Colorado
3a	Curtis Martin	74	RB	Pittsburgh
3b	Jimmy Hitchcock	88	CB	North Carolina
4a	David Wohlabaugh	112	C	Syracuse
4b	Choice to Pittsburgh			
5	Choice to Houston			
6	Dino Philyaw	195	RB	Oregon
7	Carlos Yancy	234	CB	Georgia

## 1995 Draft Notes

- 3a (from Eagles in compensation for FB Kevin Turner)
- 4a (from Kansas City for Patriots 1996 third round pick)
- 4b (NE trades its pick, 120th overall, to Pittsburgh for RB Leroy Thompson)
- 5 (NE loses its pick 159th overall by signing restricted free agent DE Tim Roberts)
- 7 (from Cleveland in exchange for the Patriots 231st selection)

## 1994

Rd	Player	Pk	Pos	College
1	Willie McGinest	4	LB	Southern Cal
2	Kevin Lee	35	WR	Alabama
3a	Choice to San Diego			
3b	Ervin Collier	78	NT	Florida A&M
3c	Joe Burch	90	C	Texas Southern
4a	Choice to Arizona			
4b	John Burke	121	TE	Virginia Tech
5a	Choice to San Diego			
5b	Pat O'Neill	135	P	Syracuse
6a	Steve Hawkins	166	WR	Western Michigan
6b	Max Lane	168	OT	Navy
7a	Jay Walker	198	QB	Howard
7b	Marty Moore	222	LB	Kentucky

## 1994 Draft Notes

- 3a (NE trades its pick, 70th overall, and its fifth round pick, 137th overall, for San Diego's third round choice, 78th overall, and RB Marion Butts)
- 3b (from San Diego in trade described earlier)
- 3c (from Miami, along with a 1993 draft pick, Todd Rucci, in exchange for WR Irving Fryar)
- 4a (NE trades its pick, 107 overall, to Arizona for its fourth round pick from Miami, 121 overall, and its fifth round pick from L.A Rams, 135 overall)
- 4b (from Miami through Arizona in trade described earlier)
- 5a (choice to San Diego in trade described earlier)
- 5b (from L.A Rams through Arizona in trade described earlier)
- 6b (from Seattle in the trade for Jon Vaughn)
- 7b (from Dallas in exchange for QB Hugh Millen)

## 1993

Rd	Player	Pk	Pos	College
1	Drew Bledsoe	1	QB	Washington St.
2a	Chris Slade	31	LB	Virginia
2b	Todd Rucci	51	OL	Penn State
2c	Vincent Brisby	58	WR	NE Louisiana
4a	Kevin Johnson	86	NT	Texas Southern
4b	Corwin Brown	110	DB	Michigan
5a	Scott Sisson	113	K	Georgia Tech
5b	Richard Griffith	138	TE	Arizona
6	Lawrence Hatch	142	DB	Florida
8	Troy Brown	198	WR/KR	Marshall

## 1993 Draft Notes

- 2b (from Miami, along with a 1994 draft pick, in exchange for WR Irving Fryar)
- 2c (as a result of the L.A. Raiders passing on their selection in the second round, the Patriots' first selection of the third round reverted to being the 277th pick in the second round)
- 4b (from Green Bay in exchange for RB John Stephens. The Patriots then traded that pick, 15th in round and 99th overall, to San Diego in exchange for the Chargers' 1993 fourth round, 110th pick and a 1993 fifth round, 138th pick)
- 5b (from San Diego in the above mentioned trade)

## 1992

Rd	Player	Pk	Pos	College
1	Eugene Chung	13	OL	Virginia Tech
2	Rod Smith	35	DB	Notre Dame
3a	Todd Collins	64	LB	Carson-Newman
3b	Kevin Turner	71	RB	Alabama
4a	Dion Lambert	90	CB	UCLA
4b	Darren Anderson	93	CB	Toledo
5	Dwayne Sabb	116	LB	New Hampshire
6	Tracy Boyd	165	OG	Elizabeth City St.
7a	Wayne Hawkins	176	WR	Southwest St.
7b	Jim Gray	194	DT	West Virginia
8a	Scott Lockwood	204	RB	Southern Cal.
8b	Sam Gash	205	RB	Penn State
9	David Dixon	232	DT	Arizona State
10a	Turner Baur	261	TE	Stanford
10b	Steve Gordon	277	OC	California
11	Mike Petko	288	LB	Nebraska
12	Freeman Baysinger	333	WR	Humboldt State

## 1992 Draft Notes

- 1 (from Dallas, along with a third round pick in 1992, in exchange for Patriots' first round, 19th pick from Atlanta, second round, 37th pick and fourth round, 104th pick from Atlanta)
- 2 (acquired from Phoenix in exchange for Patriots' second round, 46th pick from Atlanta and fourth round, 100th pick from L.A. Raiders in 1991)
- 3b (acquired from Dallas through Minnesota, along with first round pick in 1992, in exchange for a first round, 19th pick from Atlanta, second round, 37th pick and fourth round, 104th pick from Atlanta in 1992)
- 4a (acquired from San Diego in a 1991 draft day trade in exchange for a fifth round, 127th pick from Pittsburgh in 1991)
- 5 (acquired from Tampa Bay in a trade during 1991 season in exchange for LB Jesse Solomon)
- 6 (acquired from Detroit, along with seventh round pick in 1992, a 10th round pick in 1992 and a 12th round pick in 1992, in exchange for Patriots' sixth round, 145th pick from Phoenix, in 1992)
- 7b (acquired from Detroit in earlier listed trade)
- 8a (acquired from Cleveland in exchange for OG Fred Childress)
- 10b (acquired from Detroit in earlier listed trade)
- 12 (acquired from Detroit -- see sixth round details)



# PATRIOTS ALL-TIME DRAFT

## 1991

Rd	Player	Pk	Pos	College
1a	Pat Harlow	11	T	Southern California
1b	Leonard Russell	14	RB	Arizona State
2	Jerome Henderson	41	CB	Clemson
3	Calvin Stephens	56	G	South Carolina
4	Scott Zolak	84	QB	Maryland
5a	Jon Vaughn	112	RB	Michigan
5b	Ben Coates	124	TE	Livingstone College
6	David Key	140	CB	Michigan
7	Blake Miller	168	C	Louisiana State
8	Harry Colon	196	SS	Missouri
9	O'Neil Glenn	224	G	Maryland
10	Randy Bethel	251	TE	Miami (Fla.)
11a	Vincent Moore	279	WR	Tennessee
11b	Paul Alsbury	303	P	SW Texas State
12	Timothy Edwards	307	DT	Delta State

### 1991 Draft Notes

- 1a (Patriots traded their first round selection, 1st pick, for Cowboys' first round selection, 11th pick, and Dallas' second round selection, 41st pick)
- 1b (choice from Dallas in exchange for Patriots' 1st round, 17th pick acquired from Houston, and Patriots' 1991 4th round, 110th pick, acquired from Buffalo in 1990)
- 2 (choice from Dallas in previously mentioned trade)
- 5b (choice from L.A. Raiders through Dallas, along with a 4th round pick in 1992, in exchange for Patriots' 1991 4th round selection, 100th pick, acquired from Pittsburgh)
- 11b (choice from San Diego through the L.A. Raiders, along with a 4th round selection in 1992, in exchange for Patriots' 1991 5th round selection, 127th pick, acquired from Pittsburgh)

## 1990

Rd	Player	Pk	Pos	College
1a	Chris Singleton	8	LB	Arizona
1b	Ray Agnew	10	DE	North Carolina State
2	Choice to Seattle			
3a	Tom Hodson	59	QB	Louisiana State
3b	Greg McMurtry	80	WR	Michigan
5a	Junior Robinson	110	DB	East Carolina
5b	Jon Melander	113	OT	Minnesota
5c	James Gray	120	RB	Texas Tech
6	Choice to Dallas			
7	Choice to Buffalo			
8	Choice to Dallas			
9	Shawn Bouwens	226	OG	Nebraska - Wesleyan
10	Anthony Landry	253	RB	Stephen F. Austin
11	Sean Smith	280	DE	Georgia Tech
12a	Ventson Donelson	309	DB	Michigan St.
12b	Blaine Rose	322	OG	Maryland

### 1990 Draft Notes

- 1a (Patriots traded their 1st round, third overall, and 2nd round, 29th overall pick for Seahawks' two 1st round selections, 8th and 10th picks and Seattle's 3rd round pick)
- 1b (choice from Seattle in previously mentioned trade)
- 3b (acquired from Dallas along with Cowboys' 7th round pick, later traded to Buffalo and the Cowboys' 5th round, 120th pick, in exchange for Patriots' 3rd round selection, originally Seattle's, NE's 6th round, 143rd pick, and 8th round, 197th pick)
- 5a (choice from Washington, along with Redskins' 2nd pick in the 5th round, which was later traded to Denver, in exchange for Patriots' 4th round, 86th pick)
- 5c (choice from Dallas in previously mentioned trade)
- 12b (choice from Buffalo, along with a 4th round pick in 1991, in exchange for Patriots' two 7th round picks in 1990, one of which came from Dallas)

## 1989

Rd	Player	Pk	Pos	College
1	Hart Lee Dykes	16	WR	Oklahoma State
2	Eric Coleman	43	DB	Wyoming
3a	Marv Cook	63	TE	Iowa
3b	Chris Gannon	73	DE	S.W. Louisiana
4a	Maurice Hurst	96	DB	Southern
4b	Michael Timpson	100	WR	Penn State
5	Choice to Green Bay			
6	Choice to LA Raiders			
7a	Eric Lindstrom	178	LB	Boston College
7b	Choice to San Diego			
8a	Rodney Rice	211	DB	Brigham Young
8b	Tony Zackery	224	DB	Washington
9a	Darron Norris	241	RB	Texas
9b	Curtis Wilson	248	OC	Missouri
10	Emanuel McNeil	268	NT	Tenn.-Martin
11	Tony Hinz	295	FB	Harvard
12	Aaron Chubb	325	LB	Georgia

### 1989 Draft Notes

- 3a (choice from Tampa Bay for Stephen Starring trade of 1988)
- 4a (from Washington for Patriots 5th-round pick of 1988)
- 5 (127th pick, sent to Green Bay through Cleveland as part of 1988 trade for Mike Baab)
- 6 (Patriots traded their 6th round, 157th pick, for Raiders' 6th round pick, 166, and NE gains Raiders' 8th round, 224th pick)
- 7a (from Raiders as part of Brian Holloway trade of 1987)
- 7b (sent to San Diego for Thomas Benson trade of 1988)
- 8b (from Raiders as part of draft-day trade exchanging 6th round picks; originally San Francisco's pick)
- 9b (from Minnesota for Patriots' 11th-round pick of 1988)

## 1988

Rd	Player	Pk	Pos	College
1	John Stephens	17	RB	Northwestern (La.) St.
2	Vincent Brown	43	LB	Miss. Valley St.
3	Tom Rehder	69	T	Notre Dame
4a	Tim Goad	87	NT	North Carolina
4b	Sammy Martin	97	WR/KR	LSU
4c	Teddy Garcia	100	K	Northeast Louisiana
5	Troy Wolkow	115	G	Minnesota
5b	Choice to Washington			
6	Steve Johnson	154	TE	Virginia Tech
7	Darryl Usher	181	WR/KR	Illinois
8	Choice to Chicago			
9	Neil Galbraith	240	CB	Central (Ok.) St.
10	Rodney Lossow	267	C	Wisconsin
11	Marvin Allen	294	RB	Tulane
11b	Choice to Minnesota			
12	Dave Nugent	321	NT	Boston College

### 1988 Draft Notes

- 4a (from Tampa Bay in exchange for NE's 1987 fifth-round pick)
- 4b (from Minnesota in 1987 trade for QB Rich Gannon)
- 5b (Patriots selection 127th traded to Washington in exchange for Redskins' fourth-round choice in 1989)
- 8 (Patriots selection 236th to Chicago as part of QB Doug Flutie trade)
- 10 (from L.A. Raiders as part of 1987 trade for OT Brian Holloway)
- 11b (Patriots selection 296th traded to Minnesota in exchange for Vikings' ninth-round choice in 1989)



# PATRIOTS ALL-TIME DRAFT

1987				
Rd	Player	Pk	Pos	College
1	Bruce Armstrong	23	OT	Louisville
2	Choice to Tampa Bay			
3a	Bob Perryman	79	RB	Michigan
3b	Choice to LA Raiders			
4a	Rich Gannon	98	QB-RB	Delaware
4b	Derrick Beasley	102	DB	Winston-Salem
4c	Tim Jordan	107	LB	Wisconsin
5a	Danny Villa	113	OT	Arizona State
5b	Tom Gibson	116	DE	Northern Arizona
6	Gene Taylor	163	WR	Fresno State
7	Choice to Tampa Bay			
8	Choice to Kansas City			
9	Choice to Tampa Bay			
10	Choice to LA Raiders			
11	Carlos Reveiz	302	K	Tennessee
12	Elgin Davis	330	RB	Central Florida

## 1987 Draft Notes

- 2 (Patriots' selection 51 overall traded to Tampa Bay as part of OT-OG Sean Farrell trade which also included 7th and 9th round picks in the 1987 draft)
- 3b (Patriots trade 81st overall selection and 10th round pick, 275 overall, to LA Raiders for Raiders' two fourth round picks, 98 and 102 overall; 81st overall pick originally from Washington for WR Ricky Sanders trade)
- 4a (choice from LA Raiders in trade mentioned above)
- 4b (choice from LA Raiders in trade mentioned above)
- 5a (choice from San Diego for DB Vencie Glenn trade)
- 5b (choice from Tampa Bay for Patriots' 6th round pick in 1986)
- 7 (Patriots' selection 191 overall traded to Tampa Bay as part of Sean Farrell trade)
- 8 (Patriots' selection 219 overall traded to Kansas City for TE Willie Scott)
- 9 (Patriots' selection 247 overall traded to Tampa Bay as part of OT Sean Farrell trade)
- 10 (Patriots' selection, 275 overall, and 3rd round pick, 81 overall, traded to LA Raiders for two fourth round picks, 98 and 102 overall)

1986				
Rd	Player	Pk	Pos	College
1	Reggie Dupard	26	RB	Southern Methodist
2a	Mike Ruth	42	NT	Boston College
2b	Vencie Glenn	54	DB	Indiana State
3	Patriots' selection 81 overall forfeited			
4	Scott Gieselman	109	TE	Boston College
5	Greg Robinson	137	OL	Sacramento St.
6	Choice to Tampa Bay			
7a	Ray McDonald	187	WR	Florida
7b	Brent Williams	193	DE	Toledo
8	Greg Baty	220	TE	Stanford
9	George Colton	248	OG	Maryland
10	Cletis Jones	276	RB	Florida State
11	Gene Thomas	303	WR	U of Pacific
12	Don McAulay	330	K	Syracuse

## 1986 Draft Notes

- 2a (choice from Seattle as part of Bob Cryder trade of 1984)
- 6 (Patriots' selection 164 overall traded to Tampa Bay for Buccaneers' fifth-round pick in 1987)
- 7a (choice from San Francisco as part of Matt Cavanaugh trade of 1983)

1985				
Rd	Player	Pk	Pos	College
1a	Choice to San Francisco			
1b	Trevor Matich	28	OC	BYU
2a	Garin Veris	48	DE	Stanford
2b	Jim Bowman	52	DB	Central Michigan
2c	Ben Thomas	56	DE	Auburn
3a	Choice to San Francisco			
3b	Audrey McMillian	84	DB	Houston
4a	Tom Toth	102	OT	Western Michigan
4b	Gerard Phelan	108	WR	Boston College
5	Choice to Cincinnati			
6	Choice to Philadelphia			
7a	Choice to LA Raiders			
7b	Choice to LA Raiders			
8a	Choice to Atlanta			
8b	Miford Hodge	224	DE	Washington St.
9	Choice to Pittsburgh			
10	Choice to Denver			
11	Paul Lewis	296	RB	Boston University
12	Tony Mumford	328	RB	Penn State

## 1985 Draft Notes

- 1a (Patriots trade their 1st round choice, 16th overall, along with their third round choice, 75th overall, to San Francisco for their first, 28th overall, second 56th overall, and third round, 84th overall, picks)
- 1b (choice from San Francisco in trade mentioned above)
- 2b (choice from LA Raiders part of Mike Haynes deal of 1983)
- 2c (choice from San Francisco in trade mentioned above)
- 3a (choice to San Francisco in trade mentioned above)
- 3b (choice from San Francisco in trade mentioned above)
- 4b (choice from LA Raiders part of Shelby Jordan deal of 1983)
- 5 (choice to Cincinnati as part of WR Irving Fryar tradeup deal of 1984)
- 6 (choice to Philadelphia as part of K Tony Franklin deal of 1984)
- 7a (choice to LA Raiders as part of the Mike Haynes deal of 1983)
- 8a (choice to Atlanta for DB Rod McSwain)
- 8b (choice from San Francisco part of Matt Cavanaugh deal of 1983)
- 9 (choice to Pittsburgh for WR Greg Hawthorne (1984))
- 10 (choice to Denver for P Luke Prestridge (1984))

1984				
Rd	Player	Pk	Pos	College
1	Irving Fryar	1	WR	Nebraska
2	Ed Williams	43	LB	Texas
3	Jonathan Williams	70	RB	Penn State
5	Paul Fairchild	124	OG	Kansas
6	Ernest Gibson	151	DB	Furman
7a	Bruce Kallmeyer	184	K	Kansas
7b	Derwin Williams	192	WR	New Mexico
8	James Keyton	211	OT	Arizona State
9a	Scott Bolzan	238	OT	Northern Illinois
9b	David Windham	251	LB	Jackson State
11	Charlie Flager	292	OG	Washington St.
12	Harper Howell	319	TE	UCLA

## SUPPLEMENTAL DRAFT:

- 1 Ricky Sanders 16 WR SW Texas St.
- 2 Eric Jordan 43 RB Purdue
- 3 Walter Lewis 70 QB Alabama

## 1984 Draft Notes

- 7b (choice from San Fran. for CB Ricky Smith)
- 9b (choice from Washington for DE Tony McGee)



# PATRIOTS ALL-TIME DRAFT

## 1983

Rd	Player	Pk	Pos	College
1	Tony Eason	15	QB	Illinois
2	Darryal Wilson	47	WR	Tennessee
3a	Stephan Starring	74	WR	McNeese St.
3b	Steve Moore	80	OL	Tennessee St.
4	Johnny Rembert	101	LB	Clemson
5a	Smiley Creswell	118	DE	Michigan St.
5b	Darryl Lewis	128	TE	Texas-Arlington
6	Mike Bass	155	K	Illinois
7	Craig James	187	RB	SMU
Washington-USFL				
8	Ronnie Lippett	214	DB	Miami (FL)
9a	Ricky Williams	233	RB	Langston
9b	Mark Keel	240	TE	Arizona
Arizona-USFL				
10a	James Williams	264	TE	Wyoming
10b	Toby Williams	265	DE	Nebraska
10c	Tom Ramsey	267	QB	UCLA
Los Angeles-USFL				
11a	Steve Parker	292	WR	Abilene Christian
11b	Calvin Eason	294	DB	Houston
12a	Waddell Kelly	319	RB	Arkansas St.
12b	Andy Ekern	326	OT	Missouri

## 1983 Draft Notes

- 3b (choice from S.D. in Tim Fox trade)
- 5a (choice from Chicago in LB Rod Shoate trade)
- 9a (choice from New Orleans)
- 10a (choice from NY Giants in LB Bill Matthews trade)
- 10b (choice from New Orleans)
- 11a (choice from New Orleans)
- 12a (choice from New Orleans)

## 1982

Rd	Player	Pk	Pos	College
1a	Ken Sims	1	DE	Texas
1b	Lester Williams	27	DT	Miami (FL)
2a	Robert Weathers	40	RB	Arizona St.
2b	Andre Tippett	41	LB	Iowa
2c	Darryl Haley	55	OT	Utah
3a	Cedric Jones	56	WR/KR	Duke
3b	Clayton Weishuhn	60	LB	Angelo St.
4a	George Crump	85	DE	East Carolina
4b	Brian Ingram	111	LB	Tennessee
5	Fred Marion	112	DB	Miami (FL)
6	Ricky Smith	141	DB	Alabama State
7	Jeff Roberts	168	LB	Tulane
8	Ken Collins	197	LB	Washington St.
9	Kelvin Murdock	224	WR	Troy State
10	Brian Clark	253	K	Florida
11a Used to select WR Chy Davidson of Rhode Island in 1981 supplemental draft.				
11b	Steve Sandon	296	QB	Northern Iowa
12	Greg Taylor	308	WR/KR	Virginia

## 1982 Draft Notes

- 1b (choice from San Francisco in TE Russ Francis deal)
- 2a (choice from San Diego in FS Tim Fox deal)
- 2b (choice from San Francisco in TE Russ Francis deal)
- 2c (choice from San Francisco in TE Russ Francis deal)
- 3b (choice from Seattle for RB Horace Ivory)
- 4b (choice from San Francisco in TE Russ Francis deal)
- 11b (choice from NY Giants for DB Bill Carrier)

## 1981

Rd	Player	Pk	Pos	College
1	Brian Holloway	19	OT	Stanford
2	Tony Collins	47	RB/KR	East Carolina
3	Choice to Minnesota			
4	Don Blackmon	102	LB	Tulsa.
5	Steve Clark	130	DE	Kansas State
6	Ron Wooten	157	OG	North Carolina
7	Ken Toler	185	WR	Mississippi
8a	Ken Naber	194	P	Stanford
8b	Lin Dawson	212	TE	North Carolina St.
9	Choice to Detroit			
10	Choice to Cleveland			
11	Brian Buckley	295	QB	Harvard
12	Cris Crissy	323	DB/KR	Princeton

## 1981 Draft Notes

- 3 (choice to Minnesota for RB Chuck Foreman)
- 8a (choice from N.O. for OG Sam Adams)
- 9 (choice to Detroit for LB Ed O'Neill)
- 10 (choice to Cleveland for DE Ernest Pirce)

## 1980

Rd	Player	Pk	Pos	College
1a	Roland James	14	DB	Tennessee.
1b	Vagas Ferguson	25	RB	Notre Dame
2	Larry McGrew	45	LB	USC
3	Steve McMichael	73	DT	Texas
4	Choice to Los Angeles			
5	Doug McDougald	124	DE	VPI
6a	Choice to Cleveland			
6b	Preston Brown	160	WR/KR	Vanderbilt
7	Tom Kearns	180	OG	Kentucky
8	Mike House	208	TE	Pacific
9	Barry Burget	235	LB	Oklahoma
10	Tom Daniel	266	OC	Georgia Tech
11	Mike Hubach	293	P	Kansas
12	Jimmy Jordan	320	QB	Florida State

## 1980 Draft Notes

- 1b (choice from Houston in OT Leon Gray deal)
- 4 (choice to Los Angeles in WR Harold Jackson deal)
- 6a (choice to Cleveland for DE Mike St. Clair)
- 6b (from Houston in OT Leon Gray deal)

## 1979

Rd	Player	Pk	Pos	College
1	Rick Sanford	25	DB	South Carolina
2	Bob Golic	52	LB	Notre Dame
3	Choice to Los Angeles			
4	Eddie Hare	106	P	Tulsa
5	John Zamberlin	135	LB	Pacific Lutheran
6	Choice to Pittsburgh			
7a	Judson Flint	177	DB	Memphis State
7b	Choice forfeited			
8	Randy Love	216	RB	Houston
9	John Spagnola	245	TE	Yale
10a	Martin Cox	270	WR	Vanderbilt
10b	Allan Clark	271	RB	Northern Arizona
11	Choice to Washington			
12	Choice to Detroit			

## 1979 Draft Notes

- 3 (choice to Los Angeles in WR Harold Jackson deal)
- 6 (choice to Pittsburgh for DE Dave Pureifory)
- 7a (choice from Washington)
- 10a (choice from Denver for OT Tom Neville)
- 12 (choice to Detroit for OT Bob McKay)



# PATRIOTS ALL-TIME DRAFT

## 1978

Rd	Player	Pk	Pos	College
1	Bob Cryder	18	G	Alabama
2	Matt Cavanaugh	50	QB	Pittsburgh
3	Carlos Pennywell	77	WR	Grambling
4	Dwight Wheeler	102	T	Tennessee St.
5	Bill Matthews	129	LB	South Dakota St.
6	Kem Coleman	156	LB	Mississippi
7	Mike Hawkins	188	LB	Texas A&I
8a	Terry Falcon	198	G	Montana
8b	Mosi Tatupu	215	RB	Southern Calif.
9	Tim Petersen	242	LB	Arizona State
10	Bryan Ferguson	269	DB	Miami
11	Charlie Williams	296	LB	Florida
12	John Gibney	328	C	Colgate

## 1978 Draft Notes

8a (choice from Buffalo through Philadelphia for DB John Sanders)

## 1977

Rd	Player	Pk	Pos	College
1a	Raymond Clayborn	16	DB	Texas
1b	Stanley Morgan	25	WR	Tennessee
2a	Horace Ivory	44	RB	Oklahoma
2b	Don Hasselbeck	52	TE	Colorado
3	Sidney Brown	82	DB	Oklahoma
4	Gerald Skinner	109	T	Arkansas
5	Choice to St. Louis			
6	Choice to Houston			
7	Ken Smith	192	WR	Arkansas-Pine Bluff
8	Brad Benson	219	G	Penn State
9	Jerry Vogele	249	LB	Michigan
10a	John Rasmussen	276	T	Wisconsin
10b	Giles Alexander	279	DE	Tulsa
11	Ray Costick	303	LB	Mississippi State
12	Dave Preston	333	RB	Bowling Green

## 1977 Draft Notes

1a (choice from San Francisco for QB Jim Plunkett)  
 2a (choice from San Francisco for QB Jim Plunkett)  
 10b (choice from Oakland for RB Leon McQuay)

## 1976

Rd	Player	Pk	Pos	College
1a	Mike Haynes	5	DB	Arizona State
1b	Pete Brock	12	C	Colorado
1c	Tim Fox	21	DB	Ohio State
2	Ike Forte	35	RB	Arkansas
3	Choice to Chicago			
4	Choice to Cleveland thru Philadelphia			
5	Choice to San Diego			
6a	Choice to New York Giants			
6b	Greg Boyd	170	DE	San Diego State
7a	Choice to Cincinnati			
7b	Perry Brooks	202	DT	Southern
8a	Choice to Philadelphia			
8b	Stu Betts	235	RB	Northern Michigan
9	Doug Beaudoine	243	DB	Minnesota
10	Ricky Feacher	270	WR	Miss. Valley
11	Donnie Thomas	298	LB	Indiana
12	Nathaniel Bell	325	DT	Tulane
13	James Jones	352	DB	Central Michigan
14	David Quehl	382	WR	Holy Cross
15	Bernard Coleman	409	WR	Bethune-Cookman
16	Clifford Brown	436	DT	Tuskegee
17	Todd Anderson	465	C	Stanford

## 1976 Draft Notes

1b (choice from San Francisco for QB Jim Plunkett)  
 1c (choice from Houston through San Francisco for QB Jim Plunkett)  
 3 (choice to Chicago for DE Tony McGee)  
 4 (choice to Cleveland thru Philadelphia for LB Steve Zabel)  
 5 (choice to San Diego for QB Bob Howard)  
 6a (choice to NY Giants for RB Leon McQuay)  
 6b (choice from Detroit for C Jon Morris)  
 7a (choice to Cincinnati for RB Doug Dressler)  
 7b (choice from Houston for TE Bob Adams)  
 8a (choice to Philadelphia for LB Steve Zabel)  
 8b (choice from Minnesota for C Doug Cumler)

## 1975

Rd	Player	Pk	Pos	College
1	Russ Francis	16	TE	Oregon
2	Rod Shoate	41	LB	Oklahoma.
3	Pete Cusick	66	DT	Ohio State.
4a	Allen Carter	86	RB	So. California
4b	Steve Burks	91	WR	Arkansas State
5a	Steve Grogan	116	QB	Kansas State
5b	Steve Freeman	117	DB	Mississippi St.
6	Choice to Detroit			
7	Lawrence Williams	172	WR	Texas Tech
8	Choice to Chicago			
9	Choice to Pittsburgh			
10	Choice to Pittsburgh			
11	Rene Garnett	272	DB	Idaho State
12a	Matt Kendon	297	DT	Idaho State
12b	Conredge Holloway	306	QB	Tennessee
13	Joe Harvey	328	DE	Northern Michigan
14	Tom Gossom	353	WR	Auburn
15	Don Clayton	378	RB	Murray State
16	Kerry Marbury	403	RB	West Virginia
17	Myke Horton	428	T	UCLA

## 1975 Draft Notes

4a (from San Diego through Cleveland)  
 5b (choice from Philadelphia for RB John Tarver)  
 6 (choice to Detroit for RB Leon Crosswhite)  
 8 (choice to Chicago for DE Tony McGee)  
 9 (choice to Pittsburgh for DE Craig Hanneman)  
 10 (choice to Pittsburgh for LB George Webster)  
 12b (choice from Washington)

## 1974

Rd	Player	Pk	Pos	College
1	Choice to San Francisco			
2a	Steve Corbett	30	G	Boston College
2b	Steve Nelson	34	LB	North Dakota St.
3	Choice to Chicago through Washington			
4	Choice to Cincinnati			
5a	Andy Johnson	113	RB	Georgia
5b	Charlie Battle	124	LB-DE	Grambling
6a	Choice to Baltimore			
6b	Chuck Ramsey	141	P	Wake Forest
7	Choice to Pittsburgh			
7b	Maury Damkroger	178	LB	Nebraska
8	Choice to Chicago			
9a	Ed McCartney	209	TE	NE Oklahoma
9b	Choice to Washington			
10	Choice to Pittsburgh			
11	Archie Gibson	268	RB	Utah State
12	Eddie Foster	296	T	Oklahoma
13	Phil Bennett	321	RB	Boston College
14	Cecil Bowens	346	RB	Kentucky
15	Sam Hunt	374	LB	Stephen F. Austin
16	Lucious Selmon	399	DT	Oklahoma
17	Gary Hudson	424	DB	Boston College



# PATRIOTS ALL-TIME DRAFT

## 1974 Draft Notes

- 1 (choice to San Francisco for TE Bob Windsor)
- 2a (choice from Chicago)
- 3 (choice to Chicago through Washington for DE Donnel Smith and Washington's 1974 seventh round choice)
- 4 (choice to Cincinnati for LB Bill Peterson)
- 5b (choice from Washington through New Orleans)
- 6a (choice to Baltimore for DB Jack Mildren)
- 6b (choice from Philadelphia for DE Dennis Wirgowski)
- 7b (choice from Washington along with LB Brad Dusek for LB Brad Dusek and the Patriots 1974 third round choice)
- 9a (choice from Houston for LB Steve Kiner)

## 1973

1a	John Hannah	4	G	Alabama
1b	Sam Cunningham	11	RB	Southern Cal
1c	Darryl Stingley	19	WR	Purdue
2	Choice to Cleveland thru N.Y. Giants			
3a	Brad Dusek	56	DB	Texas A&M
3b	Charles Davis	79	RB	Alcorn A&M
4	Allen Gallaher	82	T	So. California
5	Doug Dumler	193	C	Nebraska
6	Choice to New Orleans			
7	Choice to Miami			
8	Isaac Brown	185	RB	W. Kentucky
9	David Callaway	212	T	Texas A&M
10	Dan Ruster	238	DB	Oklahoma
11	Homer May	264	TE	Texas A&M
12	Bruce Barns	290	P	UCLA
13	Alan Lowry	316	DB	Texas
14	Raymond Hamilton	342	LB	Oklahoma
15	Conde Pugh	358	DB	Norfolk State
16	Mike Kutter	394	DE	Concordia
17	Eddie McAshan	418	QB-DB	Georgia Tech

## 1973 Draft Notes

- 1b (choice from Los Angeles for DE Fred Dryer)
- 1c (choice from Chicago for RB Carl Garrett)
- 3b (choice from Dallas for WR Ron Sellers)
- 6 (choice to New Orleans for LB Jim Flanigan)
- 7 (choice to Miami for T Wayne Mass)

## 1972

Rd	Player	Pk	Pos	College
1a	Choice to Minnesota as compensation for Joe Kapp			
1b	Choice to N.Y. Giants			
2a	Choice to Dallas			
2b	Tom Reynolds	49	WR	San Diego State
3a	Choice to Dallas			
3b	Jim White	73	DE	Colorado State U.
4	Choice to Dallas			
5a	Choice to Baltimore			
5b	Ron Bolton	124	DB	Norfolk State
6	Choice to Atlanta thru N.Y. Giants			
7a	Clark Hoss	165	TE	Oregon State
7b	John Tarver	165	RB	Colorado
8	Steve Beyrle	195	G	Kansas State
9	Mike Kelson	220	T	Arkansas
10	Mel Caraway	245	DB	N.E. Oklahoma
11	Rodney Cason	269	T	Angelo State
12	Steve Booras	295	DE	Mesa J.C.
13	Sam Elmore	325	DB	E. Michigan
14	E d Rideout	350	WR	Boston College
15	Joel Kilmek	375	TE	Pittsburgh
16	Eric Dahl	400	DB	San Jose State
17	Junior A h You	425	LB	Arizona State

## 1972 Draft Notes

- 1b (choice from Los Angeles for Phil Olsen sent to NY Giants in trade for Fred Dryer)
- 2a (choice to Dallas for DE Halvor Hagen and WR Harold Jackson)
- 2b (choice from Kansas City for G Mo Moorman)
- 3a (choice to Dallas for DE Halvor Hagen and WR Harold Jackson)
- 3b (choice from Washington through L.A.)
- 4 (choice to Dallas for LB Steve Kiner)
- 5b (choice from Oakland C Warren Koegel)
- 6 (choice to Atlanta thru N.Y. Giants for WR Reggie Rucker)
- 7b (choice from San Diego for RB Eddie Ray)

## 1971

Rd	Player	Pk	Pos	College
1	Jim Plunkett	1	QB	Stanford
2	Julius Adams	27	DT	Texas Southern
3	Choice to Buffalo through Oakland			
4	Choice to Denver			
5	Tim Kelly	105	LB	Notre Dame
6	David Hardt	131	TE	Kentucky
7	Choice to Oakland			
8	Choice to Buffalo			
9	Josh Ashton	209	RB	Tulsa
10	Layne McDowell	235	T	Iowa
11	Dan Schneiss	251	TE	Nebraska
12	John Rodman	287	T	Northwestern
13	Lewis Swain	313	DB	Alabama A&M
14	Alfred Sykes	339	WR	Florida A&M
15	Nick McGarry	365	TE	Massachusetts
16	Jim Zikmund	391	DB	Kearney State
17	Ronald Leigh	417	DE	Elizabath City St.

## 1971 Draft Notes

- 3 (choice to Buffalo through Oakland for DE Ike Lassiter)
- 4 (choice to Denver)
- 7 (choice to Oakland for DE Ike Lassiter)
- 8 (choice to Buffalo)

## 1970

Rd	Player	Pk	Pos	College
1	Phil Olsen	4	DT	Utah State
2	Choice to Houston			
3	Mike Ballou	56	LB	UCLA
4	Eddie Ray	83	DB	LSU
5	Bob Olson	107	LB	Notre Dame
6	Choice to Buffalo			
7	Odell Lawson	160	RB	Langston, Okla
8	Choice to New York Jets			
9	Dennis Wirgowski	212	DE	Purdue
10	Henry Brown	239	K-WR	Missouri
11	Dennis Bramlett	264	T	Texas-El Paso
12	Greg Roero	291	DT	N. Mex. Highlands
13	Ronnie Shelley	316	DB	Troy State
14	Garvie Craw	343	RB/TE	Michigan
15	Kent Schoolfield	368	WR	Florida A&M
16	Otis McDaniel	395	DE	Tuskegee
17	Joe Killingsworth	420	WR	Oklahoma

## 1970 Draft Notes

- 2 (choice to Houston for RB Sid Blanks, CB Larry Carwell, LB Ron Caveness and WR Charlie Frazier)
- 5 (choice from Miami for LB Nick Buoniconti)
- 6 (choice to Buffalo for S Tom Janik)
- 8 (choice to N.Y. Jets)



# PATRIOTS ALL-TIME DRAFT

## 1969

Rd	Player	Pk	Pos	College
1	Ron Sellers	6	SE	Florida State
2	Mike Montler	32	G	Colorado
3	Carl Garrett	58	RB	N.M. Highlands
4	Choice to Denver through Kansas City			
5	Onree Jackson	110	QB	Alabama A&M
6	Choice to Oakland			
7	Rick Hackley	162	T	New Mexico State
8	Bob Gladieux	188	RB	Notre Dame
9a	Steve Alexakos	209	G-LB	San Jose St.
9b	Joe Walker	214	DE	Albany State
10	Dennis Devlin	240	DB	Wyoming
11	Barry Gallup	266	SE	Boston College
12	Richard Lee	292	DT	Grambling
13	Joe Leasey	318	LB	Alcorn A&M
14	John Cagle	344	LB	Clemson
15	Brant Conley	370	RB-P	Tulsa
16	Jim Vuono	396	LB	Adams State
17	George Muse	472	LB-DB	Grambling

### 1969 Draft Notes

- 4 (choice to Denver through Kansas City for RB Gene Thomas)
- 6 (choice to Oakland for LB John Williamson)
- 9a (choice from Buffalo for RB Bob Cappadonna)

## 1968

Rd	Player	Pk	Pos	College
1	Dennis Byrd	6	DT	North Carolina State
2	Tom Funchess	32	T	Jackson State
3	Aaron Marsh	60	FL	Eastern Kentucky
4	R.C. Gamble	88	RB	South Carolina St.
5	Jim Smithberger	116	DB	Notre Dame
6	Choice to Cincinnati			
7	John Schneider	170	QB	Toledo
8	Daryl Johnson	197	DB	Morgan State
9	Choice to Houston			
10	John Outlaw	249	DB	Jackson State
11	Paul Feldhausen	278	T	Northland, Wis.
12	James Cheyunski	305	LB	Syracuse
13	Max Huber	332	T	Brigham Young
14	Henry McKay	358	E	Guilford
15	Art McMahan	385	DB	No. Carolina St.
16	Charles Fulton	413	RB	Tennessee
17	Ed Koontz	440	LB	Catawba

### 1968 Draft Notes

- 6 (choice to Cincinnati)
- 9 (choice to Houston for QB Don Trull)

## 1967

Rd	Player	Pk	Pos	College
1	John Charles	21	DB	Purdue
2	Choice to Kansas City			
3	Choice to New York Jets			
4	Ed Philpott	101	DE	Miami (Ohio)
5	Melvin Witt	128	DE	Arlington State
6	Ron Medlen	154	DE	SMU
7	Robert Leo	180	HB	Harvard
8	Tom Fussell	206	DT	LSU
9	Charlie Thornhill	232	DB	Michigan St.
10	John Runnels	257	LB	Penn State
11	Leroy Mitchell	283	FL	Texas Southern
12	Dave Davis	310	T	Harvard
13	Ray Ilg	336	LB	Colgate
14	Bobby Beard	361	LB	Auburn
15	Tom Folliard	388	LB	Mississippi State
16	Dik Nocera	414	HB	Southern Conn.
17	Bobby Nichols	440	TE	Boston Univ.

### 1967 Draft Notes

- 2 (choice to Kansas City)
- 3 (choice to New York Jets for WR Jim Colcough)

## 1966

Rd	Player	Pk	College
1a	Karl Singer	T	Purdue
1b	Willie Townes	T	Tulsa
2a	Jim Boudreaux	T	La. Tech
2b	Ken Avery	LB	Miss. Southern
3a	Harold Lucas	T	Mich. State
3b	Ed Toner	G	U. Massachusetts
4a	Choice to New York		
4b	Heath Wingate	T	Bowling Green
5a	John Mangum	T	Miss. Southern
5b	Ray Perkins	E	Alabama
6a	Dan Irby	T	Louisiana Tech
6b	Joe Avezzano	G	Florida State
7a	Jim Battles	T	Southern U
7b	Brent Caston	DB	Mississippi
8a	Sam Montgomery	DB	Southern
8b	Tom Schaefer	RB	Chattanooga
9a	Doug Satcher	LB	Southern
9b	Jack White	QB	Penn State
10	Dennis Brewster	T	BYU
10b	Bob Ellis	HB	Massachusetts
11	Choice to New York		
11b	Jay Marion	DB	Wyoming
12	Dick Fugere	LB	Cincinnati
13	Tom Carr	FB	Bates St.
14	Bob Hall	DB	Brown
15	Billy Laird	QB	La. Tech
16	Buddy Owens	G	Michigan State
17	Dick Capp	DE	Boston College
18	John Pincavage	E-DB	Virginia
19	Joe Novogratz	G	Pittsburgh
20	Paul Soule	HB	Bowdoin



# PATRIOTS ALL-TIME DRAFT

## 1965

Rd	Player	Pos	College
1a	Jerry Rush	T	Michigan State
1b	Dave McCormick	T	LSU
2a	Choice to Houston		
2b	Bob Kowalski	T	Virginia
3a	Jim Whalen	E	Boston College
3b	Bob Cappadonna	FB	Northeastern
4a	Ellis Johnson	HB	S.E. Louisiana
4b	Dick Arrington	G	Notre Dame
5a	Corwyn Aldredge	E	N.W. Louisiana
5b	Dennis Smith	DE	Cincinnati
6a	Justin Canale	G	Mississippi State
6b	Billy Ezell	DB	LSU
7a	Tom Neville	T	Mississippi State
7b	John Hankinson	QB	Minnesota
8a	Fred Brown	E	Miami
8b	Beau Colle	DB	LSU
9a	Bob Malone	T	Louisiana Tech
9b	Charles Brown	T	Tulsa
10	Choice to Buffalo		
10b	Dave Hettema	T	New Mexico
11a	John Frechette	T	Boston College
11b	Roy Schmidt	G	Long Beach State
12a	Jim Weatherly	DB	Mississippi
12b	Leon Stanridge	E	San Diego State
13	Charlie Green	QB	Wittenberg
14	Jay Cunningham	HB	Bowling Green
15	Ted Rodosevitch	G	Cincinnati
16	George Pyne	T	Olivet
17a	White Graves	DB	LSU
17b	Dave Lee	E	Louisiana Tech
18	Ed Meixler	LB	Boston University
19	Jim Nance	FB	Syracuse
20	Fred Fugazzi	FB	Missouri Valley

## 1965 Draft Notes

- 2a (choice to Houston for C Bob Schmidt)  
10 (choice to Buffalo for DE Mack Yoho)

## 1964

Rd	Player	Pos	College
1	Jack Concannon	QB	Boston College
2	Jim Kelly	E	Notre Dame
3	Choice to Denver		
4	Jon Morris	E	Holy Cross
5	Choice to San Diego		
6	Jim Mazurek	G	Syracuse
7	T.W. Alley	T	William & Mary
8a	J.D. Garrett	HB	Grambling
8b	Roger Lalonde	T	Muskingum
9	Lennie St. Jean	E	N. Michigan
10	Choice to Buffalo		
11	Jim Barrett	HB	Boston College
12	Choice to Kansas City		
13	Joe Scarpati	DB	N. Carolina State
14	Jim Wilson	T	Georgia
15	Tony Gibbons	T	John Carroll
16	Pete Pedro	HB	West Texas State
17	Gary Wood	QB-HB	Cornell
18	Joe Tiller	T	Montana State
19	Bill Dawson	E	Florida State
20	Lonnie Farmer	LB	Chattanooga

## 1964 (Cont.)

Rd	Player	Pos	College
21	Tony Lawrence	T	Bowling Green
22	Dave Archer	T	Syracuse
23	Dave Humenick	T	Notre Dame
24	Larry Bartolameci	T	West Virginia
25	Bryan Generalovich	E	Pittsburgh
26	Dick Niglio	HB	Yale

## 1964 Draft Notes

- 3 (choice to Denver)  
5 (choice to San Diego for DT Billy Hudson)  
10 (choice to Buffalo)  
12 (choice to Kansas City)

## 1963

Rd	Player	Pos	College
1	Art Graham	E	Boston College
2	LeRoy Jordan	C	Alabama
3	Bob Vogel	T	Ohio State
4	Bob Reynolds	T	Bowling Green
5	Lou Cioci	G	Boston College
6	Sam Silas	T	Southern Illinois
7	Dick Williamson	E	Alabama
8	Rod Foster	G	Ohio State
9	Jim Simon	E	Miami
10	Don McKinnon	C	Dartmouth
11a	Dave Hayes	FB	Penn State
11b	Dave Watson	G	Georgia Tech
12a	Bill Gambrell	HB	South Carolina
12b	Tim Gauntner	HB	John Carroll
13a	Dave Adams	T	Arkansas
13b	Ralph Ferrissi	FB	So. Connecticut
14	Whaley Hall	T	Mississippi
15	Bob Dentel	C	Miami
16	Wes Bryant	T	Arkansas
17	Tom Neumann	HB	Michigan
18	Dave O'Brien	T	Boston College
19	Pat McCarthy	QB	Holy Cross
20	Jim Bradshaw	HB	Chattanooga
21	Gary Sherman	HB	Bowling Green
22	Nate Craddock	FB	Parsons
23	Al Snyder	HB	Holy Cross
24	Dick Schultz	T	Ohio
25	Dennis Gaubatz	G	Louisiana State U
26	Jim Tullis	HB	Florida A&M
27	Dave Adams	T	Arkansas
28	Ron Whaley	HB	Chattanooga
29	Dock Kelly	G	Georgia

## Draft Notes 1963

- 11a (choice from Houston)  
12a (choice from Buffalo)



# PATRIOTS ALL-TIME DRAFT

## 1962

Rd	Player	Pos	College
1	Gary Collins	E	Maryland
2	LeRoy Jackson	HB	W. Illinois
3	Sherwyn Thorson	G	Iowa
4	Choice to Houston		
5	Choice to Dallas		
6	John Schopf	T	Michigan
8	Benny McRae	HB	Michigan
9	Bill Triplett	FB	Miami, Ohio
10	John Knight	HB	Valparaiso
11	Choice to Buffalo		
12	Choice to Oakland		
13	Nick Buoniconti	G	Notre Dame
14	Chas. Sieminski	T	Penn State
15	Gerry Goerlitz	N.	Michigan
16	Ken Byers	G	Cincinnati
17	Scott Maentz	E	Michigan
18	Tom Chandler	T	Florida A&M
19	Ron Myers	E	Villanova
20	Tom Neck	HB	LSU
11	John Traynham	HB	VMI
22	Bob Asack	T	Columbia
23	Walt Crate	HB	Penn Military
24	Don Christman	C	Richmond
25	Bob Stem	C	Richmond
26	Jim Field	QB	LSU
27	Al Gursky	HB	Penn State
28	Charles Dickerson	T	Illinois
29	Julius. Fincke	T	McNeese State
30	John L. Finn	T	Louisville
31	Mike Ingram	G	Ohio State
32	Charles Taylor	HB	Mississippi
33	Steve Jastrzembski	E	Pittsburgh
34	Ray Lardani	T	Miami (Fla.)

## 1962 Draft Notes

- 4 (choice to Houston for G Houston Antwine)

## 1961

Rd	Player	Pos	College
1	Tommy Mason	HB	Tulane
2	Rip Hawkins	C	North Carolina
3	Danny LaRose	E	Missouri
4	Mike Zeno	G	Virginia Tech
5	Fran Tarkenton	QB	Georgia
6	Larry Eisenhower	T	Boston College
7	Paul Terhes	QB	Bucknell
8	Charles Long	G	Chattanooga
9	Roland Lakes	C	Wichita
10	Richard Mueller	E	Kentucky
11	Mel West	HB	Missouri
12	Wayne Harris	C	Arkansas
13	Dan Underwood	T	McNeese State
14	James Wright	QB	Memphis State
15	Choice to Dallas		
16	George Balthazar	T	Tennessee A&I
17	Ray Ratkowski	HB	Notre Dame
18	Tom Rodgers	HB	Kentucky
19	Joe Bellino	HB	Navy
20	Dan Oakes	G	VPI
22	Bob Johnson	E	Michigan
23	Darrel DeDecker	C	Illinois
24	Don Webb	HB	Iowa State
25	Robert Minihaue	T	Boston University

## 1961 (Cont.)

Rd	Player	Pos	College
26	Charles Granger	T	Southern U. (La.)
27	Terry Huxhold	T	Wisconsin
28	Bryant Harvard	QB	Auburn
29	Ernie McMillan	T	Illinois
30	George Hulz	T	Mississippi Southern

## 1960

### FIRST SELECTIONS:

Buddy Allen	HB	Utah State
Ron Burton	HB	Northwestern
Dale Chamberlain	FB	Miami, O.
Henry Christopher	E	SMU
Dan Colchicco	E	San Jose State
Jack Cummings	QB	North Carolina St.
James Davis	C	Oklahoma
Sarafine Fazio	C	Pittsburgh
Max Fugler	C	LSU
Jim Gardner	T	Duke
James Goodyear	T-G	Wake Forest
Dave Harris	HB	Kansas
Al Henderson	T	Colorado State
James Hickman	T-G	Penn State
Robert Krantz	FB	Penn State
Joe Kulbacki	HB	Purdue
Dee Mackey	E	E. Texas St.
Leon Manley	G	W. Texas St.
Cliff Manning	T-G	Hardin-Simmons
Pete Manning	E	Wake Forest
Edward Mazurek	T	Xavier
Bell Meglen	G	Utah State
Frank Mestnik	FB	Marquette
Ron Mix	T	USC
Irvin Nikolai	E	Stanford
Jim Prestel	T	Idaho
Bob Salerno	G	Colorado
Gerhardt Schwedes	HB	Syracuse
Richard Soergel	QB	Oklahoma St.
Larry Wagner	T	Vanderbilt
Harvey White	QB	Clemson
Tirey Wileman	HB	SMU
Gary Wisener	E	Baylor

### SECOND SELECTIONS:

1. Dave Ames	HB	Richmond
2. James Boeke	T/G	Heidelberg
3. Billy Brewer	QB	Ole Miss.
4. Emanuel Congedo	T/G	Villanova
5. Pat Dye	T/G	Georgia
6. John Farrington	WR	Prairie View
7. Rich Grecni	C	Ohio U.
8. Bud Jones	WR	SMU
9. Don Kacmarek	T/G	North Dakota
10. John Lawrence	T/G	North Carolina St.
11. Ron Maltony	T/G	Purdue
12. Bobby Pate	RB	Presbyterian
13. Jack Rudolph	LB	Georgia Tech
14. Frank Sally	T/G	California
15. Bob Spada	E	Duke
16. Pete Tunney	HB	Occidental
17. Jim Webster	HB	Marquette
18. John Wilcox	T/G	Oregon



# ALL-TIME TRADES

**Editor's Note:** Below is a noncomprehensive list of the Patriots all-time trades. Many of the early trade dates and information are missing from the Patriots archives. Any additional information that can contribute to making this list more complete would be greatly appreciated. Please contact the Patriots public relations department with any pertinent details to help our department better assist you in future publications.

\* denotes conditional trades

## 1960

- Ron Mix (OT) to San Diego for Tom Greene (QB).  
Wray Carlton (FB) to Buffalo for Al Crow (DE).  
8/25 Gordie Holz (OT) to Denver for Larry Cundiff (C).  
8/31 Gerhard Schwedes (RB) to NY Titans for Marshall Harris (DB) and Titans seventh round choice in 1961.\*

## 1961

- Acquired QB Babe Parilli and FB Billy Lott from Oakland in exchange for HB Dick Christy and T Hal Smith.  
4/15 Art Hauser (DT) and Bill Striegel (LB) to Denver for Al Romine (S) and Don King (DE).  
6/1 Tom Greene (QB) to San Diego for Duane Leopard (LB).  
10/9 Houston Antwine (G) from Houston for Boston's third round draft choice in 1962.

## 1962

- Ed "Butch" Songin (QB) to NY Titans for Dick Felt (DB).  
Tony Romeo (TE) (and player named later) from Dallas for rights to Bill Hull (E).

## 1963

- Gerry DeLucca (OT) from Kansas City for future draft choice.  
Harry Jacobs (LB) sold to Buffalo.  
Bill Hudson (DT) from San Diego for draft choice.  
Charley Theokas (C) sold to NY Jets.  
Dick Klein (OT) sold to Oakland.

## 1964

- Mack Yoho (DE) from Buffalo for future draft choice.  
Walt Cudzik (C) to Denver in partial payment for draft rights to Jack Concannon (QB).  
Billy Lott (FB) to Denver.  
Bob Schmidt (C/T) from Houston for a draft choice.  
12/30 Eddie Wilson (QB) acquired from Kansas City for a draft choice and cash.

## 1965

- 12/20 Jim Colclough (WR) and draft rights to Jim Waskiewicz (C) to NY Jets for John Huarte (QB).

## 1966

- 1/15 Players lost to expansion draft (Miami) Billy Neighbors (G), Ross O'Hanley (S), Jack Rudolph (LB), Ed Wilson (QB).  
1/29 Ron Burton (RB) to Kansas City for Jim Fraser (P).  
9/6 Jim Colclough (WR) from NY Jets for draft choice.

## 1967

- 10/14 Don Trull (QB) from Houston for draft choice.

## 1968

- 1/15 Players lost to expansion draft (Cincinnati) Joe Bellino (WR), Jim Boudreaux (OT), J.D. Garrett (RB), White Graves (DB), Ron Hall (DB).  
6/11 Gene Thomas (RB) from Kansas City for Patriots' fourth round choice in 1969.  
7/20 Babe Parilli (QB) to NY Jets for Myron (Mike) Taliaferro (QB).  
8/28 Bob Cappadonna (RB) to Buffalo for Bills' ninth round choice in 1969.  
John Williamson (LB) from Oakland for Patriots' sixth round choice in 1969.

## 1969

- 3/24 Leroy Mitchell (CB) and Patriots' second round choice in 1970 to Houston for Sid Blanks (RB), Larry Carwell (CB), Ron Caveness (LB), and Charlie Frazier (WR).  
3/24 Nick Buoniconti (LB) to Miami for John Bramlett (LB), Kim Hammond (QB), and Miami's fifth choice in 1970.  
Tom Janik (S) from Buffalo for Patriots' sixth choice in 1970.  
Ezell Jones (DE) from NY Jets for draft choice.

## 1970

- 4/14 Jim Whalen (TE) to Denver for Tom Beer (TE).  
8/31 Ike Lassiter (DE) from Oakland for Patriots' third and seventh round draft choices in 1971.

## 1971

- 2/1 Jim Schmedding (G) from San Diego for Patriots' sixth round choice in 1972\*  
7/8 Mike Haggerty (OT) from Pittsburgh for Marty Schottenheimer (LB) and Patriots' 14th round choice in 1972.  
7/13 Phil Olsen (DE) to Los Angeles for Rams' first choice in 1972.  
7/19 Willis Crenshaw (RB) from Denver for Patriots' sixth round choice in 1972.\*  
7/23 Steve Kiner (LB) from Dallas for Patriots' fourth round choice in 1972.  
7/31 Halvor Hagen (DE) and Honor Jackson (WR) from Dallas for Patriots' second and third round choices in 1972 [this deal originally included Duane Thomas (RB) and Carl Garrett (RB)].  
7/31 Richie Moore (OT) from Green Bay for John Bramlett (LB).  
8/9 Ara Person (TE) from Pittsburgh for Jim Clack (C).  
9/7 Dave Rowe (DT) from Houston for Tom Funchess (OT).  
9/8 Mike Haffner (WR) from Denver for Patriots' 13th choice in 1972.\*  
9/8 Eddie Ray (RB) to San Diego for Chargers' seventh round choice in 1972.



# ALL-TIME TRADES

- 9/16 Warren Koegel (C) to Oakland for Raiders' fifth round choice in 1972.
- 9/22 Mo Moorman (G) to Kansas City for Chiefs' second round choice in 1972.
- 9/27 Ron Gardin (DB) from Baltimore for Patriots' fifth round choice in 1972.
- 10/1 Phil Clark (S) from Pittsburgh for Rocky Bleier (RB).
- 11/4 Reggie Rucker (WR) acquired from NY Giants (via waivers) for Patriots' sixth round choice in 1972.

## 1972

- 2/1 Fred Dryer from NY Giants for Patriots' first choice in 1972 and their second round draft choice in 1973.
- 3/27 Ed Philpott (LB) to San Diego for Chargers' seventh round choice in 1973.
- 4/27 Fred Dryer (DE) to Los Angeles for Rick Cash (DT) and Ram's first choice in 1973.
- 5/20 Houston Antwine (DT) to Philadelphia for Billy Hobbs (LB).
- 6/28 Ron Gardin (DB) to Pittsburgh for Steelers' sixth round choice in 1973.\*
- 6/29 Jim Flanigan (LB) from New Orleans for Patriots' sixth round choice in 1973.
- 7/14 Ron Sellers (WR) to Dallas for Cowboys' fourth round choice in 1973.
- 7/15 Ike Lassiter (DE) to Washington for Baltimore's ninth round choice in 1973.\*
- 7/19 Bill Atessis (DE) to St. Louis for Cardinals' fifth round choice in 1973.\*
- 7/24 Jim Nance (RB) to Philadelphia for Eagles' fourth choice in 1973.\*
- 7/31 Eric Crabtree (WR) to Denver for Broncos' seventh round choice in 1973.\*
- 7/31 Jim Benien (P) from Detroit for Patriots' fifth round choice in 1973.\*
- 7/31 Bob Windsor (TE) from San Francisco for Patriots' first choice in 1974.
- 7/31 Clark Hoss (TE) to Cleveland for Browns' seventh round choice in 1973.\*
- 8/4 Steve Kiner (LB) to Miami for Bob Griffin (OT).
- 8/7 Ernie Holmes (DT) sold to Pittsburgh.
- 8/25 Wayne Mass (OT) from Miami for Patriots' seventh round choice in 1973.
- 8/29 Greg Slough (LB) from Oakland for future considerations

## 1973

- 1/30 Carl Garrett (RB) to Chicago for Detroit's first round choice in 1973.
- 4/19 Jim Cheyunski (LB), Halvor Hagen (DE) and Mike Montler (OT) to Buffalo for Edgar Chandler (LB), Jeff Lyman (LB), and Wayne Patrick (RB).
- 5/16 Bob Adams (TE) from Pittsburgh for Patriots' seventh round choice in 1974.
- 7/2 Lloyd Voss (DE) from Denver for Patriots' eighth round choice in 1974.\*
- 7/3 Herb Adderley (DB) from Dallas for Patriots' 10th choice in 1974.\*
- 7/6 Ron Berger (TE) to Buffalo for Ken Lee (LB).
- 7/25 Herb Adderley (DB) to Los Angeles for Bill DuLac (G).

- 7/25 Jeff Lyman (LB) to Los Angeles for Rams' seventh round choice in 1974.\*
- 7/26 Mel Lunsford (DE) from Washington for Patriots' fifth round choice in 1974.
- 8/7 John Smith (K) to Pittsburgh for Steelers' 10th choice in 1974.\*
- 8/9 Bill DuLac (G) to Green Bay for Kevin Hunt (OT).
- 8/16 Tom Reynolds (WR), Ken Lee (LB) and Patriots eighth round choice in 1974 to Chicago for Bears' second round and fourth round choices in 1974.
- 8/22 Bill Peterson (LB) from Cincinnati for Patriots' fourth round choice in 1974.
- 8/29 Jerry List (RB) from Oakland for Patriots' 11th round choice in 1984.\*
- 8/29 Henry Matthews (RB) to New Orleans for Saints' fifth round choice in 1974.
- 8/29 Charlie Richards (QB) from Washington for Patriots' ninth round choice in 1974.\*
- 9/3 Ralph Anderson (S) from Pittsburgh for Chicago's fourth round choice in 1974 (through New England)
- 9/6 Brad Dusek (LB) and Patriots' third round choice in 1974 to Washington for Donnel Smith (DE) and Redskins' seventh round choice in 1974.
- 9/10 Dennis Wirgowski (DE) to Philadelphia for Eagles' sixth round choice in 1974.
- 9/10 Brian Stenger (LB) from Pittsburgh for Patriots' 10th round choice in 1974.

## 1974

- 1/29 Dick Gordon (WR) from Green Bay for John Mosier (TE).
- 1/30 Jack Mildren (DB) from Baltimore for Patriots' sixth round choice in 1974.
- 1/30 Steve Kiner (LB) to Houston for Oilers' ninth round choice in 1974.
- 8/7 Archie Pearmon (DE) sold to Detroit.
- 8/13 Don Highsmith (RB) from Atlanta for Patriots' 12th round choice in 1975.
- 8/14 Dave Lewis (P) purchased from Cincinnati.
- 8/14 James Callier (DE) sold to Chicago.
- 8/16 George Webster (LB) from Pittsburgh for Patriots' 10th round choice in 1975.
- 8/23 Dave Rowe (DT) to San Diego for Chargers' sixth round choice in 1975.
- 9/4 Dave Mason (S) to Green Bay for Packers' 10th round choice in 1975.\*
- 9/10 Tony McGee (DE) from Chicago for Patriots' eighth round choice in 1975 and third round choice in 1976.
- 9/11 Craig Hanneman (DE) from Pittsburgh for Patriots' ninth round choice in 1975.

## 1975

- 1/23 John Tarver (RB) to Philadelphia for Eagles' fifth round choice in 1975 and eighth round choice in 1976.
- 1/28 Reggie Rucker (WR) to Cleveland for San Diego's fourth round choice in 1975 (through Cleveland).
- 1/28 Leon Crosswhite (RB) acquired from Detroit for Patriots' sixth round choice in 1975 and Philadelphia's eighth round choice in 1976.



# ALL-TIME TRADES

- 1/29 NFL rights to Eddie Foster (OT) traded to Washington Redskins' 12th choice in 1975.
- 2/5 Joe Sweet (WR) to San Diego for past considerations.
- 7/3 Bob Howard (CB) from San Diego for Chargers' fifth round choice in 1976.
- 7/15 Steve Zabel (LB) from Philadelphia for Patriots' fourth and eighth round choices in 1976.
- 7/30 Jon Morris (C) to Detroit for Lions' sixth round choice in 1976.
- 7/31 Josh Ashton (RB) to New Orleans for Saints' seventh round choice in 1976.
- 8/5 Bob Adams (TE) to Houston for Oilers' seventh round choice in 1976.\*
- 8/21 Lawrence Williams (WR) to New Orleans for Saints' eighth round choice in 1976.\*
- 8/21 Leon McQuay (RB) from NY Giants for Patriots' sixth round choice in 1976.
- 8/28 Durwood Keaton (S) from St. Louis for undisclosed future draft choice.
- 9/1 Derrick Williams (DB) from Los Angeles for undisclosed future draft choice.\*
- 9/8 Doug Dressler (RB) from Cincinnati for Patriots' seventh round choice in 1976.

## 1976

- 3/30 Players lost due to NFL expansion draft (to Seattle and Tampa Bay) QB Neil Graff and RB Kerry Marbury to Seattle, (S) Durwood Keaton to Tampa Bay.
- 4/5 QB Jim Plunkett to San Francisco for QB Tom Owen and the 49ers two first round draft choices (one through Houston) in 1976 and the 49ers first and second round choices in 1977.
- 4/8 (CB) Ron Bolton to Cleveland for (OT) Bob McKay.
- 4/9 Doug Cumler (OC) to Minnesota for the Vikings' eighth round draft choice in 1976 and sixth round choice in 1977.
- 4/28 Leon McQuay (RB) to Oakland for the Raiders' 10th round draft choice in 1977.
- 9/6 Marlin Briscoe (WR) from Detroit for sixth round choice in 1977.

## 1977

- 3/11 Joe Blahak (DB) to Minnesota for cash.
- 8/22 Harold Hart (RB) to Washington for conditional draft choice.
- 9/6 John Sanders (DB) to Philadelphia for Eagles' eighth round draft choice (through Buffalo) in 1978.
- 10/4 Arthur Moore (NT) to Cleveland for conditional draft choice.

## 1978

- 8/14 Bob McKay (OT) to Detroit for Jim Mitchell (DE).
- 8/15 Mike Burke (P) from Denver for conditional draft choice.
- 8/16 Harold Jackson (WR) from Los Angeles for the Patriots' third round draft choice in 1979 and their fourth round choice in 1980.
- 8/22 Dave Pureifory (DE) from Pittsburgh for Patriots' sixth round choice in 1979.

- 8/23 Tom Neville (OT) to Denver for Broncos' 10th round choice in 1979.
- 9/13 Bob McKay (OT) from Detroit for Patriots' 12th round choice in 1979.

## 1979

- 8/15 Leon Gray (OT) to Houston for Oilers' first and sixth round draft choices in 1980, plus cash.

## 1980

- 2/7 Mike St. Clair (DE) from Cleveland for Patriots' own sixth round choice in 1980 and Ernest Price (DE) from Cleveland for Patriots' 10th round choice in 1981.
- 4/17 Chuck Foreman (RB) from Minnesota for conditional draft choice in 1981 (third round).
- 7/26 Ed O'Neill (LB) from Detroit for Patriots' ninth round draft choice in 1981.

## 1981

- 4/23 Sam Adams (OG) to New Orleans for Saints' eighth round draft choice in 1981.
- 6/19 Mel Lunsford (DE) to Cincinnati Bengals for cash.
- 8/31 Bill Currier (DB) to New York Giants for Giants' 11th round draft choice in 1982 (used to draft QB Steve Sandon).
- 9/25 Horace Ivory (RB) to Seattle for Seahawks' third round draft choice in 1982 (used to pick LB Clayton Weishuhn).

## 1982

- 4/27 Tim Fox (FS) to San Diego for Chargers' second round draft choice in 1982 (Robert Weathers, RB) and their third round choice in 1983 (Steve Moore, OT)
- 4/27 Russ Francis (TE) and Patriots' 1982 second round draft choice to San Francisco for the 49ers first (Lester Williams, NT), both seconds (Andre Tippett, LB and Darryl Haley, OT) and fourth round (Brian Ingram, LB) draft choices in 1982.
- 4/28 Rod Shoate to Chicago for the Bears' fifth round draft choice in 1983 (Smiley Creswell, DE).
- 5/25 John Lee (DE) to Chicago for conditional undisclosed draft choice.
- 8/2 Bill Matthews (LB) to NY Giants for undisclosed 1982 draft choice (James Williams, TE).
- 8/25 Tom Owen (QB) to Washington for Tom Flick (QB).
- 9/2 Tony McGee (DE) to Washington for a Redskins' middle round choice in 1984.

## 1983

- 9/6 Shelby Jordan (OT) to the Los Angeles Raiders for the Raiders' fourth round choice in 1985.
- 9/13 Don Hasselbeck to the Los Angeles Raiders for Derrick Ramsey (TE).
- 11/11 Mike Haynes (CB) and the Patriots' seventh round choice in 1985 to the Los Angeles Raiders for the Raiders' first round choice in 1984 (traded to Cincinnati along with three other choices for the first overall pick in the 1984 draft, used to draft Irving Fryar) and their second round choice in 1985.



# ALL-TIME TRADES

## 1984

- 2/22 Patriots obtain Tony Franklin (K) from Philadelphia for a 1985 sixth round selection (156th pick overall) in which the Eagles drafted Ken Reeves (OT, Texas A&M).
- 7/31 Patriots obtain Seattle's 1986 second round selection (42nd pick overall - Mike Ruth, NT, Boston College) in exchange for Bob Cryder (T).
- 8/20 Patriots obtain Luke Prestridge (P) from Denver for a 1985 10th round selection (269th pick overall - Buddy Funck, QB, New Mexico)
- 8/21 Patriots obtain Greg Hawthorne (WR) from Pittsburgh for a 1985 ninth round selection (242nd pick overall - Andre Harris, DB, Minnesota).
- 8/27 Patriots obtain Rod McSwain (DB) from Atlanta for a 1985 eighth round selection (215th pick overall - Ronnie Washington, LB, N.E. Louisiana).
- 9/11 Patriots obtain 1984 seventh round selection from San Francisco (192nd overall - Derwin Williams, WR, New Mexico) for Ricky Smith (CB).

## 1985

- 4/30 Patriots obtain 1985 first, second, and third round selections from San Francisco and draft Trevor Matich (C, BYU, 28th pick overall), Ben Thomas (DE, Auburn, 56th pick), and Audrey McMillian (DB, Houston, 84th) in exchange for New England's 1985 1st and third round selections, where the 49ers drafted Jerry Rice (WR, Mississippi Valley St., 16th pick) and Ricky Moore (RB, Alabama, 75th pick).
- 5/18 Patriots obtain L.A. Raiders 1985 second round selection (52nd pick overall - Jim Bowman, DB, Central Michigan) as final compensation for the Mike Haynes deal in 1983.
- 7/2 Patriots obtain undisclosed 1986 draft pick from Indianapolis for Tim Golden (LB, Florida).
- 5/1 Patriots obtain L.A. Raiders 1985 fourth round selection (108th pick overall - Gerard Phelan, WR, Boston College) as final compensation for the Shelby Jordan trade in 1983.

## 1986

- 4/29 Patriots obtain Tampa Bay's 1987 fifth round selection (116th pick overall - Tom Gibson, TE, Northern Arizona) in exchange for New England's 1986 sixth round selection (165th pick overall - Kevin Walker, DB, East Carolina).
- 7/22 Patriots obtain Willie Scott (TE) from Kansas City for a 1987 eighth round selection (218th pick overall - Michael Clemons, RB, William & Mary).
- 8/11 Patriots obtain Washington's 1987 third round selection (81st pick overall) for the rights to Ricky Sanders (WR).
- 9/29 Patriots obtain San Diego's fifth round selection (through Tampa Bay) and draft Danny Villa (113th pick overall) in exchange for Vencie Glenn (CB).

## 1987

- 2/19 Patriots obtain Sean Ferrell (OG) from Tampa Bay for their 1987 second, seventh and ninth round selections. Tampa drafted Don Smith (RB, Mississippi, 51st pick overall), Harry Swayne (DE, Rutgers, 190th pick overall), and Greg Davis (P, Citadel, 246th pick overall).
- 5/6 Patriots obtain Minnesota's 1988 fourth round selection (97th overall - Sammy Martin, WR/KR, LSU) in exchange for Rich Gannon (QB).
- 7/27 Patriots obtain Tampa Bay's 1988 fourth round selection (87th pick overall - Tim Goad, NT, North Carolina) in exchange for Darryl Haley (T).
- 8/17 Patriots obtain Jim Romano (C) from Houston for an undisclosed future draft choice in 1988.
- 9/2 Patriots obtain a 10th round draft choice in 1988 from the L.A. Raiders (267th pick overall - Rodney Lossov, C, Wisconsin) in exchange for Brian Holloway (T).
- 10/13 Patriots obtain Doug Flutie (QB) from Chicago in exchange for their 1988 eighth round selection (208th pick overall - David Tate, DB, Colorado).

## 1988

- 4/24 Patriots obtain Minnesota's 1989 ninth round selection (248th pick overall - Curtis Wilson, OC, Missouri) for their 1988 11th round selection (296th pick overall - Norman Floyd, DB, S. Carolina).
- 4/24 Patriots obtain Washington's 1989 fourth round selection (96th pick overall) and draft Maurice Hurst (DB, Southern) in exchange for their 1988 fifth round selection (127th pick overall - Carl Mims, DB, Sam Houston St.).
- 4/25 Patriots obtain Minnesota's 1989 ninth round selection (247th pick overall - Curtis Wilson, OC, Missouri) in exchange for their 1988 11th round selection (296th pick overall - Norman Floyd (DB, South Carolina).
- 8/16 Patriots obtain Tony Stephens (NT) from New Orleans for a future draft choice.
- 8/22 Patriots obtain Thomas Benson (LB) from San Diego in exchange for their 1989 seventh round selection (183rd pick overall - Marion Butts, RB, Florida State).
- 8/26 Patriots obtain Tampa Bay's 1989 third round selection (63rd pick overall - Marv Cook, TE, Iowa) in exchange for Stephen Starring (WR).
- 8/29 Patriots obtain Mike Baab (C) from Cleveland in exchange for their 1989 fifth round selection (127th overall - Vince Workman, RB, Ohio State).

## 1989

- 4/23 Patriots obtain L.A. Raiders 1989 sixth (165th pick overall - Eric Mitchel, RB, Oklahoma) and eighth round selections (223rd pick overall - Tony Zackery, DB, Washington) in exchange for the Patriots' 1989 sixth round selection (156th pick overall - Doug Lloyd, RB, N. Dakota State).
- 4/26 Patriots obtain Monte Robbins (P) from Washington for a 1990 fourth round selection (86th pick overall - Cary Conklin, QB, Washington).



## 1989

- 4/23 Patriots obtain L.A. Raiders 1989 sixth (165th pick overall - Eric Mitchel, RB, Oklahoma) and eighth round selections (223rd pick overall - Tony Zackery, DB, Washington) in exchange for the Patriots' 1989 sixth round selection (156th pick overall - Doug Lloyd, RB, N. Dakota State).
- 4/26 Patriots obtain Monte Robbins (P) from Washington for a 1990 fourth round selection (86th pick overall - Cary Conklin, QB, Washington).

## 1990

- 4/22 Patriots obtain two 1990 first round selections from Seattle (eighth overall - Chris Singleton, LB, Arizona and 10th overall - Ray Agnew DE, North Carolina State) in exchange for their 1990 first round selection (third pick overall - Cortez Kennedy, DT, Miami) and their second round selection (29th pick overall - Terry Wooden, LB, Syracuse).
- 4/22 Patriots obtain Buffalo's 1990 fourth and 12th round selections (322nd pick overall - Blaine Rose, OG, Maryland) in exchange for two of their seventh round picks in 1990 (one of which came from Dallas).
- 4/22 Patriots obtain Dallas' 1990 third and fifth round selections (80th overall - Greg McMurtry, WR, Michigan and 120th pick overall - James Gray, RB, Texas Tech) in exchange for their third (originally Seattle's) sixth, and eighth round selections.

## 1991

- 4/20 Patriots obtain Dallas' 1991 first round (11th overall - Pat Harlow, T, Southern Cal) and second round selections (41st overall - Jerome Henderson, CB, Clemson) plus veterans Ron Francis (CB), David Howard (LB), and Eugene Lockhart (LB) all in exchange for New England's 1991 first round selection (first pick overall - Russell Maryland, DT, Miami).
- 4/21 Patriots obtain Houston's first round selection (17th pick overall - later traded) in exchange for their 1991 second round selection (28th pick overall) and fourth round selection (101st pick overall).
- 4/21 Patriots obtain Dallas' first round selection (14th pick overall, through New Orleans) and draft Leonard Russell (RB, Arizona State) in exchange for their first round selection (17th pick overall, acquired from Houston) and for New England's 1991 fourth round selection (110th pick overall, through Buffalo). Dallas drafted Kevin Harris (DE, Texas Southern).

- 4/22 Denver's fourth round choice in 1991 from New England to Pittsburgh for the Steelers' fourth and fifth round choices in 1991. Pittsburgh selected defensive back Sammy Walker (Texas Tech). New England traded Pittsburgh's fourth-round choice in 1991 to the L.A. Raiders for Dallas' fifth round choice in 1991 and the Raiders' fourth round choice choice in 1992. The Raiders selected Raghib Ismail (Notre Dame). New England selected TE Ben Coates (Livingstone).
- 4/22 Patriots obtained San Diego's 1991 11th round selection (303rd pick overall, through the L.A. Raiders), draft Paul Asbury (P, S.W. Texas State), and a 1992 fourth round selection (90th pick overall) where the Patriots drafted Dion Lambert (DB, UCLA) in exchange for a 1991 fifth round selection (127th pick overall, acquired from Pittsburgh earlier in the draft). San Diego drafted Floyd Fields (DB, Arizona State).
- 9/17 Patriots obtain Jesse Solomon (LB) from Dallas for a future draft choice.
- 9/18 Patriots obtain Tampa Bay's 1992 fifth round selection (116th pick overall - Dwayne Saab, LB, New Hampshire) in exchange for Jesse Solomon (LB).

## 1992

- 4/26 Patriots obtain Dallas' 1992 first (13th pick overall - Eugene Chung, OL, Virginia Tech) and third round selections (71st pick overall - Kevin Turner, FB, Alabama) in exchange for their 1992 first (19th pick overall - Tony Smith, RB, Dallas traded to Atlanta), second (37th pick overall - Darren Woodson, CB, Arizona State), and their fourth round selections (104th pick overall, Dallas traded to Atlanta who drafted Franki Smith, DB, Baylor).
- 4/26 Patriots obtain Phoenix's 1992 second round selection (35th pick overall - Rod Smith, CB, Notre Dame) in exchange for their second (37th pick overall, from Atlanta - Tony Sacca, QB, Penn State) and fourth round selections (100th pick overall, from the L.A. Raiders - Michael Bankson (NT, Sam Houston State).

## 1993

- 3/30 Patriots obtain a 1993 fourth round selection (99th overall) from Green Bay in exchange for RB John Stephens.
- 4/1 Patriots obtain Miami's 1993 second round selection (51st pick overall - Todd Rucci, G, Penn State) and a 1994 third round selection (90th pick overall, Joe Burch, C, Texas Southern) in exchange for Irving Fryar (WR).
- 4/26 Patriots obtain San Francisco's 1993 fourth and fifth round selections (110th and 138th picks overall) and draft Corwin Brown (S, Michigan) and Richard Griffith (TE, Arizona) in exchange for a 1993 fourth round selection (99th pick overall, acquired from Green Bay in a trade for John Stephens). San Diego drafted Lewis Bush (LB, Washington State).



# ALL-TIME TRADES

- 4/26 Patriots obtain Adrian White (DB) from Green Bay for a conditional 1994 seventh round selection (184th pick overall). Green Bay traded their selection to Denver who in turn drafted Butler By'Not'e (RB, Ohio State).
- 4/26 Patriots obtain Dallas' 1994 seventh round selection (222nd pick overall - Marty Moore, LB, Kentucky) in exchange for Hugh Millen (QB).
- 8/16 Patriots obtain George Williams (NT) from Cleveland for Rob McGovern (LB).
- 8/26 Patriots obtain Seattle's 1994 sixth round selection (168th pick overall - Max Lane, OT, Navy) for Jon Vaughn (RB).

## 1994

- 4/25 Patriots acquire running back Marion Butts and a third round draft choice (78th overall - Ervin Collier, NT, Florida A&M) from the San Diego Chargers in exchange for the Patriots' third (70th overall - Andre Coleman) and fifth round selections (137th overall - Aaron Laing).
- 4/25 Patriots acquire a fourth (121st overall - John Burke, TE, Virginia Tech) and a fifth round selection from Arizona in exchange for the Patriots' fourth round selection (107th overall - Perry Carter).
- 8/10 Patriots obtain RB Leroy Thompson from the Pittsburgh Steelers for the Patriots 1995 fourth-round selection (120th overall - Oliver Gibson).

## 1995

- 4/23 Patriots acquire Kansas City's 1995 fourth-round choice (112th overall- David Wohlabaugh, C, Syracuse) for the Patriots' 1996 third-round selection.
- 4/23 Patriots obtain a seventh-round pick (234th overall - Carlos Yancy, CB, Georgia) from Cleveland for their seventh-round selection (231st overall - A.C. Tellison).
- 8/11 Patriots obtain TE Jeff Wilner and WR Bill Schroeder from Green Bay for C Mike Arthur.
- 8/27 Patriots acquire DE Ferric Collons in a trade with Green Bay for past considerations.

## 1996

- 4/17 Patriots receive Oakland's 1996 second-round choice (57th overall - later traded back to Raiders, see next trade) for T Pat Harlow.
- 4/20 Patriots receive a 1996 third-round choice (76th overall - later traded to Detroit, see next trade), 1996 fourth-round choice (124th overall - Kantroy Barber, FB, West Virginia) and 1996 fifth-round choice (149th overall - Christian Peter, DT, Nebraska) from the Oakland Raiders for the Patriots' 1996 second-round selection (the pick was acquired from the Raiders on 4/17/96).
- 4/20 Patriots acquire Detroit's 1996 third-round selection (86th overall - Teddy Bruschi, LB, Arizona), 1996 fourth-round selection (119th overall - Chris Sullivan, DE, Boston College) and 1996 sixth-round selection (195th overall - Marrio Grier, FB, Tenn.-Chattanooga) for the Patriots' 1996 third-round selection (76th overall - the pick was obtained from the Raiders earlier on 4/20/96).

## 1997

No Trades

## 1998

- 4/19 The Patriots acquire Minnesota's 1999 third round pick (91st overall - Tony George, DB, Florida) for CB Jimmy Hitchcock.
- 8/25 The Patriots traded DT Artie Smith to Dallas for past considerations.
- 8/30 The Patriots traded DL Mike Jones to the St. Louis Rams for their 5th round pick in the 2000 NFL Draft (161st overall - Jeff Mariotti, DT, Missouri) and WR Dietrich Jells was traded to the Philadelphia Eagles for their seventh round pick in the 2000 draft (212 overall - Tim Rattay, QB, Louisiana Tech).

## 1999

- 3/31 The Patriots acquire Baltimore's 1999 sixth round pick (180th overall - Marcus Washington, DB, Colorado) for TE Lovett Purnell.
- 4/17 The Patriots acquire Seattle's 1999 first round pick (17th overall - Damien Woody, C, Boston College) for the Patriots' 1999 first round pick (20th), third round pick (82nd) and sixth round pick (191st).
- 4/17 The Patriots acquire Tennessee's 1999 second round pick (52nd overall - Kevin Faulk, RB, LSU) for the Patriots' 1999 second round pick (52nd) and fourth round pick (117 overall).

## 2000

- 4/16 The Patriots acquire San Francisco's 2001 sixth round pick for the Patriots' 2000 seventh round pick (212 overall - Tim Rattay, QB, Louisiana Tech) which was acquired from Philadelphia.
- 8/7 The Patriots acquired Dane Looker from the St. Louis Rams for a conditional 2001 draft choice.

## 2001

- 4/21 The Patriots acquire Pittsburgh's 2001 second round (50 overall - ) and fourth round (112 overall) picks for the Patriots 2001 second round (39 overall - LB Kendrick Bell) pick.
- The Patriots acquire Detroit's 2001 second round (48 overall - OL Matt Light) pick for the Patriots 2001 second round (50 overall, from Pittsburgh) pick and sixth round (173 overall, from San Francisco) pick.
- The Patriots acquire Minnesota's 2001 third round (86 overall - CB Brock Williams) pick and fourth round (119 overall - TE Jabari Holloway) pick for the Patriots third round (69 overall - DB Eric Kelly) pick.
- 4/22 The Patriots acquire San Diego's 2001 fourth round (96 overall - OL Kenyatta Jones) pick for the Patriots fourth round (112 overall - LB Carlos Polk) and fifth round (139 overall - LB Zeke Moreno) picks.
- The Patriots acquire Detroit's 2001 sixth round (180 overall - TE Arther Love) and seventh round (216 overall - K Owen Pochman) pick for the Patriots 2001 fifth round (149 overall, from NY Jets) pick.
- The Patriots acquire Jacksonville's 2002 fifth round pick for the Patriots 2001 sixth round (170th overall - G Chad Ward) pick.





**NEW ENGLAND PATRIOTS**

# **ALL-TIME RESULTS**



# PATRIOTS IN THE PRESEASON

## ALL-TIME PRESEASON RESULTS

1960 (4-1-0)		SCORE
DATE	SITE (ATTENDANCE)	
7/30	at Buffalo (16,000)	Patriots 28, Bills 7
8/5	at Providence (4,706)	Patriots 43, Broncos 6
8/14	at Boston (11,000)	Texans 24, Patriots 14
8/21	at Worcester, Mass. (7,500)	Patriots 21, Bills 7
8/28	at Amherst, Mass. (4,000)	Patriots 28, Raiders 14
1961 (3-1-0)		SCORE
DATE	SITE (ATTENDANCE)	
8/10	at Boston (15,387)	Patriots 14, Titans 3
8/19	at Philadelphia (73,916)	Titans 17, Patriots 7
8/25	at Providence (4,762)	Patriots 28, Bills 10
9/1	at Buffalo (9,022)	Patriots 15, Bills 12
1962 (2-3-0)		SCORE
DATE	SITE (ATTENDANCE)	
8/11	at Providence (9,000)	Raiders 21, Patriots 20
8/15	at Buffalo (22,112)	Patriots 12, Bills 7
8/18	at New Orleans (31,000)	Oilers 20, Patriots 10
8/25	at Lowell, Mass. (11,118)	Patriots 17, Titans 10
9/1	at Boston (8,783)	Bills 7, Patriots 6
1963 (0-5-0)		SCORE
DATE	SITE (ATTENDANCE)	
8/4	at Oakland (9,721)	Raiders 24, Patriots 17
8/10	at San Diego (16,427)	Chargers 50, Patriots 17
8/14	at Lowell, Mass. (9,387)	Oilers 21, Patriots 20
8/24	at Buffalo (17,697)	Bills 24, Patriots 14
9/1	at New Brunswick, N.J. (12,500)	Jets 22, Patriots 20
1964 (0-5-0)		SCORE
DATE	SITE (ATTENDANCE)	
8/9	at Boston (20,087)	Oilers 38, Patriots 7
8/18	at Lowell, Mass. (6,390)	Jets 23, Patriots 7
8/22	at New Brunswick, N.J. (11,500)	Jets 21, Patriots 20
8/28	at Buffalo (12,566)	Bills 24, Patriots 14
9/5	at Denver (20,568)	Broncos 27, Patriots 17
1965 (0-5-0)		SCORE
DATE	SITE (ATTENDANCE)	
8/8	at Boston (23,674)	Bills 23, Patriots 0
8/13	at Allentown, Pa. (18,000)	Jets 26, Patriots 16
8/21	at Houston (30,142)	Oilers 27, Patriots 6
8/28	at Norfolk, Va. (9,217)	Jets 17, Patriots 0
9/4	at Kansas City (15,157)	Chiefs 34, Patriots 7
1966 (1-3-0)		SCORE
DATE	SITE (ATTENDANCE)	
8/7	at Boston (23,291)	Bills 19, Patriots 13
8/20	at Anaheim (36,038)	Patriots 21, Raiders 10
8/27	at San Diego (11,894)	Chargers 31, Patriots 13
9/1	at Mobile, Ala. (22,000)	Jets 41, Patriots 3
1967 (1-3-0)		SCORE
DATE	SITE (ATTENDANCE)	
8/4	at Bridgeport, Conn. (16,000)	Jets 55, Patriots 13
8/13	at Boston (29,313)	Colts 33, Patriots 3
8/20	at Rochester, N.Y. (15,300)	Patriots 13, Bills 10
8/26	at Boston (15,523)	Redskins 13, Patriots 7
1968 (1-3-0)		SCORE
DATE	SITE (ATTENDANCE)	
8/10	at New Orleans (54,400)	Saints 19, Patriots 0
8/17	at Richmond, Va. (14,000)	Jets 25, Patriots 3
8/23	at Jacksonville, Fla. (15,003)	Patriots 19, Dolphins 17
9/2	at Boston (31,404)	Eagles 22, Patriots 20
1969 (2-3-0)		SCORE
DATE	SITE (ATTENDANCE)	
8/10	at Bowling Green (16,900)	Patriots 21, Bengals 13
8/17	at Boston (24,084)	Falcons 34, Patriots 16
8/25	at Montreal (8,212)	Lions 22, Patriots 9
8/31	at Jacksonville, Fla. (18,375)	Patriots 26, Broncos 10
9/6	at Birmingham (18,000)	Dolphins 13, Patriots 0
1970 (0-4-0)		SCORE
DATE	SITE (ATTENDANCE)	
8/16	at Boston (25,584)	Redskins 45, Patriots 21
8/29	at Jackson, Miss. (32,000)	Saints 26, Patriots 0
9/4	at Shreveport, La. (22,000)	Steelers 31, Patriots 3
9/11	at Salt Lake City, Ut. (17,832)	Broncos 16, Patriots 14
1971 (1-5-0)		SCORE
DATE	SITE (ATTENDANCE)	
8/8	at Minneapolis (31,813)	Vikings 17, Patriots 10
8/15	at Foxboro (60,423)	Patriots 20, Giants 14

## ALL-TIME PRESEASON STANDINGS

TEAM	W	L	T	PCT.	PF	PA	ATTENDANCE
Arizona/Phoenix/St. Louis	1	1	0	.500	21	62	73,809
Atlanta	5	5	0	.500	236	246	391,289
Buffalo	6	7	0	.462	191	201	211,895
Carolina	1	1	0	.500	49	44	113,268
Chicago	1	0	0	1.000	27	17	50,892
Cincinnati	1	2	0	.333	52	53	71,609
Cleveland	1	2	0	.333	57	52	111,733
Dallas	4	1	0	.800	123	74	325,524
Denver	3	5	0	.375	193	176	247,066
Detroit	2	4	0	.333	103	168	261,245
Green Bay	6	6	0	.500	211	198	553,975
Indianapolis	0	2	0	.000	17	67	72,099
Jacksonville	0	0	0	.000	0	0	0
Kansas City	3	3	0	.500	132	112	174,795
Miami	1	1	0	.500	19	30	33,003
Minnesota	3	2	0	.600	105	96	231,722
New Orleans	4	3	0	.571	140	126	290,295
NY Giants	3	8	0	.273	167	207	442,633
NY Jets	2	10	0	.167	129	298	238,110
Oakland/LA Raiders	5	6	1	.434	269	246	435,870
Philadelphia	7	7	0	.500	278	245	586,154
Pittsburgh	1	4	0	.200	66	122	228,715
San Diego	2	5	0	.286	118	178	175,438
San Francisco	1	3	0	.250	55	51	92,568
Seattle	1	1	0	.500	40	42	105,693
St. Louis/LA Rams	4	4	0	.500	155	142	360,655
Tampa Bay	1	4	0	.200	83	177	290,343
Houston/Tennessee	0	5	0	.000	57	133	138,729
Washington	8	7	0	.533	326	327	610,594
<b>TOTALS</b>	<b>77</b>	<b>109</b>	<b>1</b>	<b>.414</b>	<b>3,419</b>	<b>3,890</b>	<b>6,919,721</b>

1971 (cont.) (1-5-0)		SCORE
DATE	SITE (ATTENDANCE)	
8/22	at Buffalo (31,610)	Bills 28, Patriots 14
8/29	at Foxboro (53,271)	Rams 31, Patriots 21
9/5	at Foxboro (48,631)	Falcons 45, Patriots 35
9/10	at Memphis, Tenn. (28,082)	Jets 38, Patriots 9
1972 (2-4-0)		SCORE
DATE	SITE (ATTENDANCE)	
8/5	at Oakland (53,661)	Raiders 31, Patriots 24
8/12	at Philadelphia (30,000)	Eagles 29, Patriots 20
8/20	at Foxboro (50,892)	Patriots 27, Bears 17
8/27	at Foxboro (51,470)	Giants 31, Patriots 10
9/2	at Denver (37,128)	Broncos 49, Patriots 24
9/10	at Foxboro (47,684)	Patriots 34, Lions 30
1973 (1-5-1)		SCORE
DATE	SITE (ATTENDANCE)	
7/28	at Canton, Ohio (19,685)	49ers 20, Patriots 7
8/5	at Foxboro (43,914)	Patriots 17, Raiders 17
8/12	at Foxboro (49,209)	Giants 13, Patriots 7
8/18	at Atlanta (56,239)	Falcons 27, Patriots 10
8/25	at New Orleans (64,131)	Patriots 31, Saints 6
9/2	at Foxboro (50,369)	Redskins 35, Patriots 14
9/7	at Detroit (50,104)	Lions 34, Patriots 21
1974 (4-2-0)		SCORE
DATE	SITE (ATTENDANCE)	
8/2	at Washington (16,405)	Patriots 21, Redskins 16
8/11	at Foxboro (17,992)	Giants 21, Patriots 6
8/18	at Foxboro (20,546)	Patriots 7, Saints 3
8/24	at San Diego (18,903)	Patriots 23, Chargers 14
8/31	at Spokane, Wash. (18,000)	Broncos 27, Patriots 21
9/8	at Foxboro (35,412)	Patriots 27, Eagles 17
1975 (3-2-0)		SCORE
DATE	SITE (ATTENDANCE)	
8/10	at Foxboro (40,726)	Giants 28, Patriots 14
8/17	at Foxboro (40,218)	Patriots 36, Vikings 10
8/22	at Philadelphia (40,156)	Eagles 24, Patriots 10
8/30	at Milwaukee (51,769)	Patriots 20, Packers 17(OT)
9/7	at Foxboro (39,502)	Patriots 31, Chargers 24



# ALL-TIME PRESEASON RESULTS

## 1976 (3-3-0)

DATE	SITE (ATTENDANCE)
8/1	at Foxboro (30,032)
8/6	at Norman, Ok. (23,800)
8/15	at Foxboro (30,552)
8/21	at Atlanta (30,619)
8/30	at Cleveland (36,016)
9/5	at Foxboro (32,254)

## 1977 (5-1-0)

8/6	at E. Rutherford, N.J. (44,471)
8/13	at Milwaukee (53,244)
8/22	at Philadelphia (28,025)
8/28	at Foxboro (43,779)
9/4	at Foxboro (41,053)
9/11	at Foxboro (41,346)

## 1978 (4-0-0)

8/5	at Los Angeles (60,134)
8/12	at Oakland (53,335)
8/20	at Foxboro (39,043)
8/27	at Foxboro (42,696)

## 1979 (2-2-0)

8/4	at Atlanta (59,725)
8/12	at Foxboro (44,955)
8/19	at Foxboro (45,518)
8/24	at Denver (75,103)

## 1980 (1-3-0)

8/11	at Anaheim (66,656)
8/16	at Oakland (41,649)
8/24	at Foxboro (45,207)
8/29	at Seattle (64,759)

## 1981 (4-0-0)

8/10	at Anaheim (69,006)
8/15	at Tampa, Fla. (66,553)
8/22	at Foxboro (43,032)
8/30	at Foxboro (44,078)

## 1982 (1-3-0)

8/14	at Knoxville, Tenn. (93,251)
8/20	at Philadelphia (56,431)
8/28	at Dallas (50,118)
9/4	at Foxboro (39,888)

## 1983 (0-4-0)

8/6	at Knoxville, Tenn. (42,816)
8/14	at S. F. (50,043)
8/20	at Los Angeles (40,190)
8/26	at Tampa Bay (52,108)

## 1984 (2-2-0)

8/3	at Foxboro (34,751)
8/11	at Buffalo (19,578)
8/17	at Washington (35,932)
8/24	at Foxboro (22,721)

## 1985 (1-3-0)

8/10	at Foxboro (27,014)
8/17	at Kansas City (35,162)
8/23	at Washington (50,538)
8/31	at Los Angeles (39,911)

## 1986 (4-1-0)

8/2	at Canton, Ohio (22,739)
8/10	at Foxboro (37,335)
8/16	at New Orleans (54,364)
8/22	at Los Angeles (44,352)
8/30	at Green Bay (50,642)

## 1987 (2-2-0)

8/16	at Foxboro (50,014)
8/23	at Foxboro (38,734)
8/29	at Minneapolis (49,339)
9/4	at Jacksonville, Fla. (52,508)

## SCORE

Patriots 13, Giants 7 (OT)  
Chargers 26, Patriots 17  
Packers 16, Patriots 14  
Patriots 28, Falcons 17  
Browns 30, Patriots 27  
Patriots 27, Eagles 7

Patriots 19, Giants 3  
Patriots 38, Packers 3  
Eagles 21, Patriots 10  
Patriots 13, Steelers 10(OT)  
Patriots 45, Redskins 7  
Patriots 29, Falcons 10

Patriots 14, Rams 7  
Patriots 21, Raiders 7  
Patriots 24, Chiefs 7  
Patriots 21, Browns 10

Patriots 37, Falcons 14  
Rams 15, Patriots 3  
Patriots 35, Raiders 14  
Broncos 20, Patriots 17(OT)

Patriots 35, Rams 31  
Raiders 31, Patriots 29  
Eagles 23, Patriots 17  
Seahawks 30, Patriots 23

Patriots 34, Rams 21  
Patriots 17, Buccaneers 16  
Patriots 23, Raiders 21  
Patriots 19, Redskins 10

Steelers 24, Patriots 20  
Eagles 14, Patriots 7  
Cowboys 36, Patriots 21  
Patriots 41, Packers 27

Steelers 27, Patriots 16  
49ers 17, Patriots 15  
Rams 13, Patriots 7  
Buccaneers 41, Patriots 21

Giants 48, Patriots 20  
Bills 23, Patriots 13  
Patriots 31, Redskins 27  
Patriots 36, Chiefs 7

Saints 32, Patriots 20  
Patriots 31, Chiefs 13  
Redskins 37, Patriots 36  
Rams 14, Patriots 13

Patriots 21, Cardinals 16  
Patriots 18, Redskins 7  
Patriots 38, Saints 34  
Raiders 24, Patriots 10  
Patriots 16, Packers 9

Giants 19, Patriots 17  
Eagles 19, Patriots 13(OT)  
Patriots 38, Vikings 27  
Patriots 14, Falcons 13

## 1988 (1-3-0)

DATE	SITE (ATTENDANCE)
8/6	at Foxboro (32,949)
8/13	at Memphis, Tenn. (48,113)
8/20	at Philadelphia (41,502)
8/26	at Foxboro (30,941)

## 1989 (2-2-0)

8/12	at Foxboro (32,398)
8/19	at St. Louis (48,746)
8/26	at Atlanta (21,118)
9/1	at Foxboro (26,549)

## 1990 (0-4-0)

8/9	at Montreal (26,869)
8/18	at Jacksonville, Fla. (51,066)
8/24	at Foxboro (23,768)
8/31	at Foxboro (24,106)

## 1991 (1-3-0)

8/3	at Green Bay (52,852)
8/10	at Foxboro (16,757)
8/17	at Phoenix (51,070)
8/24	at Foxboro (21,147)

## 1992 (1-3-0)

8/8	at Indianapolis (42,786)
8/14	at Foxboro (18,626)
8/22	at Detroit (53,682)
8/29	at Milwaukee, Wis. (47,152)

## 1993 (1-3-0)

8/7	at San Diego (46,286)
8/14	at Toronto, CAN (33,021)
8/20	at Foxboro (24,909)
8/27	at Foxboro (46,501)

## 1994 (3-1-0)

8/5	at Foxboro (37,800)
8/13	at Los Angeles (24,847)
8/18	at Foxboro (45,394)
8/26	at Green Bay (57,722)

## 1995 (1-3-0)

8/4	at Foxboro (52,634)
8/12	at Foxboro (56,241)
8/17	at Philadelphia (53,072)
8/25	at Oakland (51,709)

## 1996 (3-1-0)

8/2	at Green Bay (57,918)
8/12	at Dallas (57,874)
8/18	at Foxboro (55,606)
8/23	at Foxboro (48,242)

## 1997 (3-1-0)

7/31	at Green Bay (60,778)
8/8	at Foxboro (60,292)
8/17	at Foxboro (55,354)
8/21	at Philadelphia (40,000)

## 1998 (3-2-0)

8/2	at San Francisco (46,374)
8/9	at Foxboro (54,111)
8/17	at Mexico City (106,424)
8/22	at Washington (63,781)
8/29	at Foxboro (59,001)

## 1999 (1-3-0)

8/13	at Foxboro (53,440)
8/21	at Foxboro (50,816)
8/28	at Tampa Bay (64,092)
9/2	at Carolina (52,976)

## 2000 (3-2-0)

7/31	at Canton, Ohio (HOF) (22,840)
8/4	at Detroit (48,929)
8/11	at Washington (67,511)
8/20	at Foxboro (60,292)
8/24	at Foxboro (60,292)

## SCORE

Falcons 34, Patriots 30  
Oilers 27, Patriots 14  
Patriots 24, Eagles 21  
Bengals 27, Patriots 21

Giants 20, Patriots 17  
Patriots 17, Seahawks 12  
Patriots 23, Falcons 7  
Packers 16, Patriots 0

Steelers 30, Patriots 14  
Buccaneers 44, Patriots 10  
Bengals 13, Patriots 10 (OT)  
Falcons 45, Patriots 14

Packers 28, Patriots 7  
Redskins 27, Patriots 6  
Cardinals 46, Patriots 0  
Patriots 24, Giants 6

Colts 34, Patriots 14  
Chargers 20, Patriots 10  
Lions 42, Patriots 9  
Patriots 24, Packers 10

Chargers 13, Patriots 7  
Browns 12, Patriots 9  
Patriots 21, Packers 17  
Chiefs 27, Patriots 20

Patriots 24, Saints 6  
Patriots 28, Rams 10  
Patriots 27, Redskins 17  
Packers 23, Patriots 24

Lions 30, Patriots 17  
Patriots 21, Vikings 14  
Eagles 31, Patriots 7  
Raiders 32, Patriots 24

Packers 24, Patriots 7  
Patriots 31, Cowboys 7  
Patriots 37, Eagles 10  
Patriots 27, Redskins 19

Packers 7, Patriots 3  
Patriots 16, Cowboys 10  
Patriots 31, Broncos 21  
Patriots 28, Eagles 14

49ers 14, Patriots 13  
Vikings 28, Patriots 0  
Patriots 21, Cowboys 3  
Patriots 20, Redskins 17  
Patriots 24, Eagles 7

Redskins 20, Patriots 14  
Patriots 34, Cowboys 14  
Buccaneers 45, Patriots 14  
Panthers 23, Patriots 20

Patriots 20, 49ers 0  
Patriots 13, Lions 10  
Redskins 30, Patriots 20  
Buccaneers 31, Patriots 21  
Patriots 29, Panthers 21

41-year record: 77-109-1 (.414)



# ALL-TIME SERIES STANDINGS

(Includes Regular Season and Playoff Games)

TEAM	W	L	T	PCT	PF	PA
Arizona/Phoenix/St. Louis	4	6	0	.400	168	203
Atlanta	3	6	0	.333	138	229
Baltimore Ravens	2	0	0	1.000	66	41
Buffalo	42	39	1	.518	1,619	1,590
Carolina	0	1	0	.000	17	20
Chicago	5	4	0	.556	161	146
Cincinnati	10	7	0	.588	278	370
Cleveland Browns	5	12	0	.294	239	324
Dallas	1	7	0	.125	136	191
Denver	14	21	0	.400	700	817
Detroit	3	4	0	.429	112	157
Green Bay	3	4	0	.429	124	195
Indianapolis/Baltimore	37	24	0	.607	1,377	1,083
Jacksonville	3	1	0	.750	84	76
Kansas City Chiefs/Dallas Texans	9	15	3	.389	518	659
Miami	28	43	0	.394	1,380	1,602
Minnesota	4	4	0	.500	147	195
New Orleans	6	3	0	.667	195	180
New York Giants	3	3	0	.500	87	102
New York Jets	36	45	1	.445	1,810	1,856
Oakland/Los Angeles	13	14	1	.464	602	703
Philadelphia	2	6	0	.250	141	190
Pittsburgh	5	12	0	.294	298	357
San Diego	16	12	2	.567	704	598
San Francisco	2	7	0	.222	147	236
Seattle	6	7	0	.461	244	230
St. Louis/LA Rams	3	4	0	.429	123	136
Tampa Bay	3	2	0	.600	96	83
Tennessee/Houston	18	15	1	.544	796	703
Washington	1	5	0	.167	102	141
<b>Patriots Totals</b>	<b>287</b>	<b>333</b>	<b>9</b>	<b>.463</b>	<b>12,609</b>	<b>13,413</b>

## LARGEST CROWDS AT FOXBORO

### 10 LARGEST CROWDS AT FOXBORO STADIUM

- 61,457 12/5/71 vs. Miami W 34-13
- 61,357 10/10/71 vs. N.Y. Jets W 20-0
- 61,297 10/2/78 vs. San Diego W 23-18
- 61,297 10/8/78 vs. Philadelphia W 24-14
- 61,297 10/22/78 vs. Miami W 33-24
- 61,297 10/29/78 vs. N.Y. Jets W 55-21
- 61,297 11/12/78 vs. Houston L 26-23
- 61,297 9/3/79 vs. Pittsburgh L 16-13 (ot)
- 61,297 9/23/79 vs. San Diego W 27-21
- 61,297 10/7/79 vs. Detroit W 24-17
- 61,297 10/21/79 vs. Miami W 28-13
- 61,297 11/18/79 vs. Baltimore W 50-21
- 61,297 11/25/79 vs. Buffalo L 16-13 (ot)

### 10 LARGEST CROWDS SINCE 1980

- 60,994 11/23/80 vs. Baltimore W 47-21
- 60,840 11/6/88 vs. Miami W 21-10
- 60,834 11/2/80 vs. New York Jets W 34-21
- 60,821 10/30/88 vs. Chicago W 30-17
- 60,787 12/14/86 vs. San Francisco L 29-24
- 60,771 11/13/83 vs. Miami W 17-6
- 60,711 10/21/84 vs. Miami L 44-24
- 60,689 10/5/86 vs. Miami W 34-7
- 60,686 9/29/85 vs. L.A. Raiders L 33-20
- 60,664 11/1/87 vs. L.A. Raiders W 23-23

The largest crowd since 1990 was 60,410 on 12/30/90 in a 13-10 loss to the N.Y. Giants.

The capacity of Foxboro Stadium was reduced from 61,114 to 60,794 in 1980 and has since been reduced to its current capacity of 60,292.



# SERIES RESULTS

(Includes Playoff Games)

denotes 2001 non-divisional opponents

## ARIZONA 6, PATRIOTS 4

1970—at St. Louis 31, NE 0	-31
1975—at St. Louis 24, NE 17	-7
1978—NE 16, at St. Louis 6	+10
1981—St. Louis 27, at NE 20	-7
1984—St. Louis 33, at NE 10	-23
1990—at Phoenix 34, NE 14	-20
1991—at Phoenix 24, NE 10	-14
1993—NE 23, at Phoenix 21	+2
1996—at NE 31, Arizona 0	+31
1999—NE 27, at Arizona 3	+24
(Points—Cardinals 203, Patriots 168)	

## ATLANTA 6, PATRIOTS 3

1972—at NE 21, Atlanta 20	+1
1977—NE 16, at Atlanta 10	+6
1980—Atlanta 37, at NE 21	-16
1983—at Atlanta 24, NE 13	-11
1986—at NE 25, Atlanta 17	+8
1989—at Atlanta 16, NE 15	-1
1992—at Atlanta 34, NE 0	-34
1995—at Atlanta 30, NE 17	-13
1998—Atlanta 41, at NE 10	-31
(Points—Atlanta 229, Patriots 138)	

## PATRIOTS 2, BALTIMORE 0

1996—NE 46, at Baltimore 38	+8
1999—at NE 20, Baltimore 3	+17
(Points—Patriots 66, Baltimore 41)	

## PATRIOTS 42, BUFFALO 39 (1 tie)

1960—Buffalo 13, at NE 0	-13
at Buffalo 38, NE 14	-24
1961—NE 23, at Buffalo 21	+2
at NE 52, Buffalo 21	+31
1962—at Buffalo 28, NE 28	tie
at NE 21, Buffalo 10	+11
1963—at Buffalo 28, NE 21	-7
at NE 17, Buffalo 7	+10
*NE 26, at Buffalo 8	+18
1964—NE 36, at Buffalo 28	+8
Buffalo 24, at NE 14	-10
1965—at Buffalo 24, NE 7	-17
Buffalo 23, at NE 7	-16
1966—NE 20, at Buffalo 10	+10
at NE 14, Buffalo 3	+11
1967—NE 23, at Buffalo 0	+23
Buffalo 44, at NE 16	-28
1968—NE 16, at Buffalo 7	+9
at NE 23, Buffalo 6	+17
1969—at Buffalo 23, NE 16	-7
at NE 35, Buffalo 21	+14
1970—Buffalo 45, at NE 10	-35
NE 14, at Buffalo 10	+4
1971—at NE 38, Buffalo 33	+5
at Buffalo 27, NE 20	-7
1972—at Buffalo 38, NE 14	-24
Buffalo 27, at NE 24	-3
1973—Buffalo 31, at NE 13	-18
at Buffalo 37, NE 13	-24
1974—at Buffalo 30, NE 28	-2
Buffalo 29, at NE 28	-1
1975—at Buffalo 45, NE 31	-14
Buffalo 34, at NE 14	-20
1976—NE 26, at Buffalo 22	+4
at NE 20, Buffalo 10	+10
1977—Buffalo 24, at NE 14	-10
NE 20, at Buffalo 7	+13
1978—NE 14, at Buffalo 10	+4
at NE 26, Buffalo 24	+2
1979—NE 26, at Buffalo 6	+20
Buffalo 16, at NE 13(OT)	-3
1980—at Buffalo 31, NE 13	-18
at NE 24, Buffalo 2	+22
1981—at Buffalo 20, NE 17	-3
Buffalo 19, at NE 10	-9
1982—at NE 30, Buffalo 19 (1-2-83)	+11

1983—NE 31, at Buffalo 0	+31
at NE 21, Buffalo 7	+14
1984—NE 21, at Buffalo 17	+4
at NE 38, Buffalo 10	+28
1985—NE 17, at Buffalo 14	+3
at NE 14, Buffalo 3	+11
1986—NE 23, at Buffalo 3	+20
at NE 22, Buffalo 19	+3
1987—at NE 14, Buffalo 7	+7
NE 13, at Buffalo 7	+6
1988—Buffalo 16, at NE 14	-2
at Buffalo 23, NE 20	-3
1989—at Buffalo 31, NE 10	-21
at NE 33, Buffalo 24	+9
1990—Buffalo 27, at NE 10	-17
at Buffalo 14, NE 0	-14
1991—at Buffalo 22, NE 17	-5
at NE 16, Buffalo 13	+3
1992—Buffalo 41, at NE 7	-34
at Buffalo 16, NE 7	-9
1993—at Buffalo 38, NE 14	-24
Buffalo 13, at NE 10 (OT)	-3
1994—Buffalo 38, at NE 35	-3
NE 41, at Buffalo 17	+24
1995—at NE 27, Buffalo 14	+13
NE 35, at Buffalo 25	+10
1996—at Buffalo 17, NE 10	-7
at NE 28, Buffalo 25	+3
1997—at NE 33, Buffalo 6	+27
NE 31, at Buffalo 10	+21
1998—at Buffalo 13, NE 10	-3
at NE 25, Buffalo 21	+4
1999—at Buffalo 17, NE 7	-10
Buffalo 13, at NE 10 ot	-3
2000—Buffalo 16, at NE 13 ot	-3
NE 13, at Buffalo 10 ot	+3

\*Divisional Playoff

(Points—Patriots 1,619, Buffalo 1,590)

## CAROLINA 1, PATRIOTS 0

1995—Carolina 20, at NE 17 (OT)	-3
(Points—Panthers 20, Patriots 17)	

## PATRIOTS 5, CHICAGO 4

1973—NE 13, at Chicago 10	+3
1979—NE 27, at Chicago 7	+20
1982—at Chicago 26, NE 13	-13
1985—at Chicago 20, NE 7	-13
1985—(*at N.O.) Chicago 46, NE 10	-36
1988—at NE 30, Chicago 7	+23
1994—NE 13, at Chicago 3	+10
1997—at NE 31, Chicago 3	+28
2000—at Chicago 24, NE 17	-7
*Super Bowl XX	
(Points—Patriots 161, Chicago 146)	

## PATRIOTS 10, CINCINNATI 7

1968—at NE 33, Cincinnati 14	+19
1969—NE 25, at Cincinnati 14	+11
1970—at Cincinnati 45, NE 7	-38
1972—Cincinnati 31, at NE 7	-24
1975—at Cincinnati 27, NE 10	-17
1978—NE 10, at Cincinnati 3	+7
1979—NE 20, at Cincinnati 14	+6
1984—at NE 20, Cincinnati 14	+6
1985—at NE 34, Cincinnati 23	+11
1986—Cincinnati 31, at NE 7	-24
1988—at NE 27, Cincinnati 21	+6
1990—at Cincinnati 41, NE 7	-34
1991—at Cincinnati 29, NE 7	-22
1992—at Cincinnati 20, NE 10	-10
1993—at NE 7, Cincinnati 2	+5
1994—NE 31, at Cincinnati 28	+3
2000—at NE 16, Cincinnati 13	+3
(Points—Cincinnati 370, Patriots 278)	

## CLEVELAND 12, PATRIOTS 5

1971—at Cleveland 27, NE 7	-20
1974—Cleveland 21, at NE 14	-7
1977—at Cleveland 30, NE 27(OT)	-3
1980—at NE 34, Cleveland 17	+17
1982—at Cleveland 10, NE 7	-3
1983—Cleveland 30, at NE 0	-30
1984—NE 17, at Cleveland 16	+1
1985—at Cleveland 24, NE 20	-4
1987—Cleveland 20, at NE 10	-10
1991—Cleveland 20, at NE 0	-20
1992—Cleveland 19, at NE 17	-2
1993—NE 20, at Cleveland 17	+3
1994—at Cleveland 13, at NE 6	-7
1995—at NE 17, Cleveland 14	-7
1999—NE 19, at Cleveland 7	+12
2000—at Cleveland 9, NE 11	-8
*AFC First Round Playoff	
(Points—Cleveland 324, Patriots 239)	

## DALLAS 7, PATRIOTS 1

1971—at Dallas 44, NE 21	-23
1975—Dallas 34, at NE 31	-3
1978—at Dallas 17, NE 10	-7
1981—Dallas 35, at NE 21	-14
1984—at Dallas 20, NE 17	-3
1987—Dallas 23, at NE 17 (OT)	-6
1996—at Dallas 12, NE 6	-6
1999—at NE 13, Dallas 6	+7
(Points—Dallas 191, Patriots 136)	

## DENVER 21, PATRIOTS 14

1960—Denver 13, at NE 10	-3
at Denver 31, NE 24	-7
1961—at NE 45, Denver 17	+28
NE 28, at Denver 24	+4
1962—at NE 41, Denver 16	+25
NE 33, at Denver 29	+4
1963—at Denver 14, NE 10	-4
at NE 40, Denver 21	+19
1964—NE 39, at Denver 10	+29
at NE 12, Denver 7	+5
1965—Denver 27, at NE 10	-17
NE 28, at Denver 20	+8
1966—NE 24, at Denver 10	+14
Denver 17, at NE 10	-7
1967—at Denver 26, NE 21	-5
1968—NE 20, at Denver 17	+3
Denver 35, at NE 14	-21
1969—at Denver 35, NE 7	-28
1972—at Denver 45, NE 21	-24
1976—at NE 38, Denver 14	+24
1979—at Denver 45, NE 10	-35
1980—at NE 23, Denver 14	+9
1984—at Denver 26, NE 19	-7
1986—at Denver 27, NE 20	-7
at Denver 22, NE 17	-5
1987—at Denver 31, NE 20	-11
1988—at Denver 21, NE 10	-11
1991—Denver 9, at NE 6	-3
at Denver 20, NE 3	-17
1995—Denver 37, at NE 3	-34
1996—Denver 34, at NE 8	-26
1997—at Denver 34, NE 13	-21
1998—at Denver 27, NE 21	-6
1999—at NE 24, Denver 23	+1
2000—NE 28, at Denver 19	-9
*AFC Playoff	
(Points—Denver 817, Patriots 700)	

## DETROIT 4, PATRIOTS 3

1971—Detroit 34, at NE 7	-27
1976—at Detroit 30, NE 10	-20
1979—at NE 24, Detroit 17	+7
1985—at NE 23, Detroit 6	+17
1993—Detroit 19, at NE 16 (OT)	+3
1994—NE 23, at Detroit 17	+6
2000—at Detroit 34, NE 9	-25
(Points—Detroit 157, Patriots 112)	



# SERIES RESULTS

## GREEN BAY 4, PATRIOTS 3

1973—at NE 33, Green Bay 24	+9
1979—at Green Bay 27, NE 14	-13
1985—at NE 26, Green Bay 20	+6
1988—at Green Bay 45, NE 3	-42
1994—at NE 17, Green Bay 16	+1
1996—(*at N.O.) GB 35, NE 21	-14
1997—Green Bay 28, at NE 10	-18

\*Super Bowl XXXI  
(Points—Green Bay 195, Patriots 124)

## PATRIOTS 37, INDIANAPOLIS 24

1970—Baltimore 14, at NE 6	-8
at Baltimore 27, NE 3	-24
1971—Baltimore 23, at NE 3	-20
NE 21, at Baltimore 17	+4
1972—Baltimore 24, at NE 17	-7
at Baltimore 31, NE 0	-31
1973—at NE 24, Baltimore 16	+8
at Baltimore 18, NE 13	-5
1974—at NE 42, Baltimore 3	+39
NE 27, at Baltimore 17	+10
1975—at NE 21, Baltimore 10	+11
at Baltimore 34, NE 21	-13
1976—Baltimore 27, at NE 13	-14
NE 21, at Baltimore 14	+7
1977—at NE 17, Baltimore 3	+14
at Baltimore 30, NE 24	-6
1978—Baltimore 34, at NE 27	-7
NE 35, at Baltimore 14	+21
1979—at Baltimore 31, NE 26	-5
at NE 50, Baltimore 21	+29
1980—NE 37, at Baltimore 21	+16
at NE 47, Baltimore 21	+26
1981—Baltimore 29, at NE 28	-1
at Baltimore 23, NE 21	-2
1982—NE 24, at Baltimore 13	+11
1983—Baltimore 29, at NE 23 (OT)	-6
at Baltimore 12, NE 7	-5
1984—NE 50, at Indianapolis 17	+33
at NE 16, Indianapolis 10	+6
1985—at NE 34, Indianapolis 15	+19
NE 38, at Indianapolis 31	+7
1986—at NE 33, Indianapolis 3	+30
NE 30, at Indianapolis 21	+9
1987—at Indianapolis 30, NE 16	-14
at NE 24, Indianapolis 0	+24
1988—at NE 21, Indianapolis 17	+4
at Indianapolis 24, NE 21	-3
1989—NE 23, at Indy 20 (OT)	+3
at NE 22, Indianapolis 16	+6
1990—NE 16, at Indianapolis 14	+2
Indianapolis 13, at NE 10	-3
1991—NE 16, at Indianapolis 7	+9
at NE 23, Indianapolis 17 (OT)	+6
1992—NE 37, at Indianapolis 34 (OT)	+3
Indianapolis 6, at NE 0	-6
1993—at Indianapolis 9, NE 6	-3
at NE 38, Indianapolis 0	+38
1994—NE 12, at Indianapolis 10	+2
at NE 28, Indianapolis 18	+10
1995—Indianapolis 24, at NE 10	-14
at Indianapolis 10, NE 7	-3
1996—NE 27, at Indianapolis 9	+18
at NE 27, Indianapolis 13	+14
1997—NE 31, at Indianapolis 6	+25
at NE 20, Indianapolis 17	+3
1998—at NE 29, Indianapolis 6	+23
NE 21, at Indianapolis 16	+5
1999—at NE 31, Indianapolis 28	+3
at Indianapolis 20, NE 15	-5
2000—at NE 24, Indianapolis 16	+8
at Indianapolis 30, NE 23	-7

(Points—Patriots 1,377, Colts 1,083)

## PATRIOTS 3, JACKSONVILLE 1

1996—at NE 28, Jacksonville 25 OT	+3
**at NE 20, Jacksonville 6	+14
1997—NE 26, at Jacksonville 20	+6
1998—at Jacksonville 25, NE 10	-15

\*AFC Wild Card Game  
\*\*AFC Championship Game  
(Points—Patriots 84, Jaguars 76)

## KANSAS CITY 15, PATRIOTS 9 (3 ties)

1960—at NE 42, Kansas City 14	+28
at Kansas City 34, NE 0	-34
1961—NE 18, at Kansas City 17	+1
at NE 28, Kansas City 21	+7
1962—at Kansas City 42, NE 28	-14
Kansas City 27, at NE 7	-20
1963—at NE 24, Kansas City 24	-tie
at Kansas City 35, NE 3	-32
1964—at NE 24, Kansas City 7	+17
NE 31, at Kansas City 24	+7
1965—at Kansas City 27, NE 17	-10
at NE 10, Kansas City 10	-tie
1966—Kansas City 43, at NE 24	-19
NE 27, at Kansas City 27	-tie
1967—Kansas City 33, at NE 10	-23
1968—at Kansas City 31, NE 17	-14
1969—Kansas City 31, at NE 0	-31
1970—at Kansas City 23, NE 10	-13
1973—Kansas City 10, at NE 7	-3
1977—at NE 21, Kansas City 17	+4
1981—at NE 33, Kansas City 17	+16
1990—Kansas City 37, at NE 7	-30
at Kansas City 27, NE 20	-7
1995—at Kansas City 31, NE 26	-5
1998—at NE 40, Kansas City 10	+30
1999—at Kansas City 16, NE 14	-2
2000—at NE 30, Kansas City 24	+6

(Points—Kansas City 659, Patriots 518)

## MIAMI 43, PATRIOTS 28

1966—NE 20, at Miami 14	+6
1967—at NE 41, Miami 10	+31
at Miami 41, NE 32	-9
1968—Miami 34, at NE 10	-24
at Miami 38, NE 7	-31
1969—Miami 17, at NE 16	-1
NE 38, Miami 23(at Tampa)	+15
1970—at NE 27, Miami 14	+13
at Miami 37, NE 20	-17
1971—at Miami 41, NE 3	-38
at NE 34, Miami 13	+21
1972—at Miami 52, NE 0	-52
Miami 37, at NE 21	-16
1973—at Miami 44, NE 23	-21
Miami 30, at NE 14	-16
1974—at NE 34, Miami 24	+10
at Miami 34, NE 27	-7
1975—Miami 22, at NE 14	-8
at Miami 20, NE 7	-13
1976—at NE 30, Miami 14	+16
at Miami 10, NE 3	-7
1977—at Miami 17, NE 5	-12
at NE 14, Miami 10	+4
1978—at NE 33, Miami 24	+9
at Miami 23, NE 3	-20
1979—at NE 28, Miami 13	+15
at Miami 39, NE 24	+15
1980—at NE 34, Miami 0	+34
at Miami 16, NE 13 (OT)	-3
1981—Miami 30, at NE 27 (OT)	-3
at Miami 24, NE 14	-10
1982—at NE 3, Miami 0	+3
*at Miami 28, NE 13	-15
1983—at Miami 34, NE 24	-10
at NE 17, Miami 6	+11
1984—at Miami 28, NE 7	-21
Miami 44, at NE 24	-20
1985—at NE 17, Miami 13	+4
at Miami 30, NE 27	-3
*NE 31, at Miami 14	+17
1986—at NE 34, Miami 7	+27
NE 34, at Miami 27	+7
1987—at NE 28, Miami 21	+7
NE 24, at Miami 10	+14
1988—at NE 21, Miami 10	+11
NE 6, at Miami 3	+3
1989—Miami 24, at NE 10	-14
at Miami 31, NE 10	-21
1990—Miami 27, at NE 24	-3
at Miami 17, NE 10	-7
1991—Miami 20, at NE 10	-10
at Miami 30, NE 20	-10
1992—at Miami 38, NE 17	-21
Miami 16, at NE 13 (OT)	-3

1993—at Miami 17, NE 13	-4
at NE 33, Miami 27 (OT)	+6
1994—at Miami 39, NE 35	-4
Miami 23, at NE 3	-20
1995—Miami 20, at NE 3	-17
NE 34, at Miami 17	+17
1996—at Miami 24, NE 10	-14
at NE 42, Miami 23	+19
1997—at NE 27, Miami 24	+3
NE 14, at Miami 12	+2
*at NE 17, Miami 3	+14
1998—at Miami 12, NE 9 (OT)	-3
at NE 26, Miami 23	+3
1999—Miami 31, at NE 30	-1
at Miami 27, NE 17	-10
2000—at Miami 10, NE 3	-7
Miami 27, at NE 24	-3

\*AFC First Round Playoff  
\*\*AFC Championship  
(Points—Miami 1,602, Patriots 1,380)

## PATRIOTS 4, MINNESOTA 4

1970—Minnesota 35, at NE 14	-21
1974—NE 17, at Minnesota 14	+3
1979—at NE 27, Minnesota 23	+4
1988—at Minnesota 36, NE 16	-30
1991—at NE 26, Minnesota 23 (OT)	+3
1994—at NE 26, Minnesota 20 (OT)	+5
1997—at Minnesota 23, NE 18	-5
2000—Minnesota 21, at NE 13	-8

(Points—Minnesota 195, Patriots 147)

## PATRIOTS 6, NEW ORLEANS 3

1972—NE 17, at New Orleans 10	+7
1976—at NE 27, New Orleans 6	+21
1980—NE 38, at New Orleans 27	+11
1983—at NE 7, New Orleans 0	+7
1986—NE 21, at New Orleans 20	+1
1989—New Orleans 28, at NE 24	-4
1992—New Orleans 31, at NE 14	-17
1995—New Orleans 31, at NE 17	+14
1998—NE 30, at New Orleans 27	+3

(Points—Patriots 195, New Orleans 180)

## PATRIOTS 3, NY GIANTS 3

1970—NY Giants 16, at NE 0	-16
1974—NE 28, at NY Giants 20	+8
1987—at NY Giants 17, NE 10	-7
1990—NY Giants 13, at NE 10	-3
1996—NE 23, at NY Giants 22	+1
1999—at NE 16, NY Giants 14	+2

(Points—NY Giants 102, Patriots 87)

## NY JETS 45, PATRIOTS 36 (1 tie)

1960—NE 28, at New York 24	+4
at NE 38, New York 21	+17
1961—New York 21, at NE 20	-1
at New York 37, NE 30	-7
1962—NE 43, at New York 14	+29
at NE 24, New York 17	+7
1963—at NE 38, New York 14	+24
at New York 31, NE 24	+7
1964—at NE 26, New York 10	+16
at New York 35, NE 14	-21
1965—New York 30, at NE 20	-10
NE 27, at New York 23	+4
1966—at NE 24, New York 24	-tie
at New York 38, NE 28	-10
1967—at New York 30, NE 23	-7
New York 29, at NE 24	-5
1968—New York 47, NE 31	-16
(at Birmingham)	
at New York 48, NE 14	-34
1969—New York 23, at NE 14	-9
at New York 23, NE 17	-6
1970—New York 31, at NE 21	-10
at New York 17, NE 3	-14
1971—at NE 20, New York 0	+20
at New York 13, NE 6	-7
1972—New York 41, at NE 13	-28
at New York 34, NE 10	-24
1973—New York 9, at NE 7	-2
at New York 33, NE 13	-20
1974—NE 24, at New York 0	+24
New York 21, at NE 16	-5



# SERIES RESULTS

## NY JETS 45, PATRIOTS 36 (1 tie) Cont.

1975—at New York 36, NE 7	-29
New York 30, at NE 28	-2
1976—at NE 41, New York 7	+34
NE 38, at New York 24	+14
1977—at New York 30, NE 27	-3
at NE 24, New York 13	+11
1978—at NE 55, New York 21	+34
NE 19, at New York 17	+2
1979—at NE 56, New York 3	+53
at New York 27, NE 26	-1
1980—NE 21, at New York 11	+10
at NE 34, New York 21	+13
1981—at New York 28, NE 24	-4
New York 17, at NE 6	-11
1982—New York 31, at NE 7	-24
1983—at NE 23, New York 13	+10
at New York 26, NE 3	-23
1984—NE 28, at New York 21	+7
at NE 30, New York 20	+10
1985—at NE 20, New York 13	+7
at New York 16, NE 13 (OT)	-3
NE 26, at New York 14	+12
1986—NE 20, at New York 6	+14
New York 31, at NE 24	-7
1987—at New York 43, NE 24	-19
at NE 42, New York 20	+22
1988—at NE 28, New York 3	+25
NE 14, at New York 13	+1
1989—NE 27, at New York 24	+3
New York 27, at NE 26	-1
1990—New York 37, at NE 13	-24
at New York 42, NE 7	-35
1991—New York 28, at NE 21	-7
NE 6, at New York 3	+3
1992—at New York 30, NE 21	-9
at NE 24, New York 3	+21
1993—at New York 45, NE 7	-38
New York 6, at NE 0	-6
1994—at New York 24, NE 17	-7
at NE 24, New York 13	+11
1995—NE 20, at New York 7	+13
at NE 31, New York 28	+3
1996—NE 31, at New York 27	+4
at NE 34, New York 10	+24
1997—at NE 27, New York 24 (ot)	+3
at New York 24, NE 19	-5
1998—New York 24, at NE 14	-10
at New York 31, at NE 10	-21
1999—NE 30, at New York 28	+2
New York 24, at NE 17	-7
2000—at New York 20, NE 19	-1
New York 34, at NE 17	-17

\*AFC Wildcard Game  
(Points—NY Jets 1,856, Patriots 1,810)

## RAIDERS 14, PATRIOTS 13 (1 tie)

1960—at Oakland 27, NE 14	-13
at NE 34, Oakland 28	+6
1961—at NE 20, Oakland 17	+3
NE 35, at Oakland 21	+6
1962—at NE 26, Oakland 16	+10
at Oakland 20, NE 0	-20
1963—NE 20, at Oakland 14	+6
at NE 20, Oakland 14	+6
1964—NE 17, at Oakland 14	+3
at NE 43, Oakland 43	tie
1965—Oakland 24, at NE 10	-14
at Oakland 30, NE 21	-9
1966—at NE 24, Oakland 21	+3
1967—at Oakland 35, NE 7	-28
Oakland 48, at NE 14	-34
1968—at Oakland 41, NE 10	-31
1969—Oakland 38, at NE 23	-15
1971—at NE 20, Oakland 6	+14
1974—at Oakland 41, NE 26	-15
1976—at NE 48, Oakland 17	+31
at Oakland 24, NE 21	-3
1978—NE 21, at Oakland 14	-7
1981—at Oakland 27, NE 17	-17
1985—Los Angeles 35, at NE 20	-15
NE 27, at Los Angeles 20	+7
1987—at NE 26, Los Angeles 23	+3
1989—at Los Angeles 24, NE 21	-3
1994—Los Angeles 21, at NE 17	-4

\*AFC Divisional Playoff  
(Points—Raiders 703, Patriots 602)

## PHILADELPHIA 6, PATRIOTS 2

1973—at Philadelphia 24, NE 23	-1
1977—at NE 14, Philadelphia 6	+8
1978—at NE 24, Philadelphia 14	+10
1981—at Philadelphia 13, NE 3	-10
1984—at Philadelphia 27, NE 17	-10
1987—Philadelphia 34, at NE 31 (OT)	-3
1990—at Philadelphia 48, NE 20	-28
1999—at Philadelphia 24, NE 9	-15

(Points—Philadelphia 190, Patriots 141)

## PITTSBURGH 12, PATRIOTS 5

1972—at Pittsburgh 33, NE 3	-30
1974—Pittsburgh 21, at NE 17	-4
1976—NE 30, at Pittsburgh 27	+3
1979—Pittsburgh 16, at NE 13 (OT)	-3
1981—at Pittsburgh 27, NE 21 (OT)	-6
1982—at Pittsburgh 37, NE 14	-23
1983—NE 28, at Pittsburgh 23	+5
1986—NE 34, at Pittsburgh 0	+34
1989—at Pittsburgh 28, NE 10	-28
1990—at Pittsburgh 24, NE 3	-21
1991—at Pittsburgh 20, NE 6	-14
1993—at Pittsburgh 17, NE 14	-3
1995—at Pittsburgh 41, NE 27	-14
1996—at NE 28, Pittsburgh 3	+25
1997—Pittsburgh 24, at NE 21 (ot)	-3
at Pittsburgh 7, NE 6	-1
1998—NE 23, at Pittsburgh 9	+14

\*AFC Divisional Playoff  
(Points—Pittsburgh 357, Patriots 298)

## PATRIOTS 16, SAN DIEGO 12 (2 ties)

1960—NE 35, at Los Angeles 0	+35
Los Angeles 45, at NE 16	-29
1961—San Diego 38, at NE 27	-11
NE 41, at San Diego 0	+41
1962—at NE 24, San Diego 20	+4
NE 20, at San Diego 14	+6
1963—at San Diego 17, NE 13	-4
San Diego 7, at NE 6	-1
at San Diego 51, NE 10	-41
1964—NE 33, at San Diego 28	+5
San Diego 26, at NE 17	-9
1965—at NE 13, San Diego 13	tie
NE 22, at San Diego 6	+16
1966—at San Diego 24, NE 0	-24
at NE 35, San Diego 17	+18
1967—at San Diego 28, NE 14	-14
NE 31, at San Diego 31	tie
1968—San Diego 27, at NE 17	-10
1969—San Diego 13, at NE 10	-3
at San Diego 28, NE 18	-10
1970—San Diego 16, at NE 14	-2
1973—at NE 30, San Diego 14	+16
1975—NE 33, at San Diego 19	+14
1977—NE 24, at San Diego 20	+4
1978—at NE 28, San Diego 23	+5
1979—at NE 27, San Diego 21	+6
1983—at NE 37, San Diego 21	+16
1994—at NE 23, San Diego 17	+6
1996—NE 45, at San Diego 7	+38
1997—at NE 41, San Diego 7	+34

\*AFL Championship Game  
(Points—Patriots 704, San Diego 598)

## SAN FRANCISCO 7, PATRIOTS 2

1971—at San Francisco 27, NE 10	-17
1975—at NE 24, San Francisco 16	+8
1980—at San Francisco 21, NE 17	-4
1983—San Francisco 33, at NE 13	-20
1986—San Francisco 29, at NE 24	-5
1989—San Francisco 37, NE 20	-17
(at Palo Alto)	
1992—San Francisco 24, at NE 12	-12
1995—San Francisco 28, at NE 3	-25
1998—at NE 24, San Francisco 21	+3

(Points—San Francisco 236, Patriots 147)

## SEATTLE 7, PATRIOTS 6

1977—at NE 31, Seattle 0	+31
1980—NE 37, at Seattle 31	+6
1982—NE 16, at Seattle 0	+16
1983—at Seattle 24, NE 6	-18
1984—at NE 38, Seattle 23	+15
1985—NE 20, at Seattle 13	+7
1986—Seattle 38, at NE 31	-7
1988—at NE 13, Seattle 7	+6
1989—Seattle 24, at NE 3	-21
1990—Seattle 33, at NE 20	-13
1992—Seattle 10, at NE 6	-4
1993—Seattle 17, at NE 14	-3
at Seattle 10, NE 9	-1

(Points—Patriots 244, Seattle 230)

## ST. LOUIS RAMS 4, PATRIOTS 3

1974—at NE 20, Los Angeles 14	+6
1980—Los Angeles 17, at NE 14	-3
1983—NE 31, at Los Angeles 7	+14
1986—NE 20, at Los Angeles 28	+2
1989—Los Angeles 24, at NE 20	-4
1992—at Los Angeles 14, NE 0	-14
1998—at St. Louis 32, NE 18	-14

(Points—Rams 136, Patriots 123)

## PATRIOTS 3, TAMPA BAY 2

1976—NE 31, at Tampa Bay 14	+17
1985—NE 32, at Tampa Bay 14	+18
1988—at NE 10, Tampa Bay 7 (ot)	+3
1997—at Tampa Bay 27, NE 7	-20
2000—Tampa Bay 21, at NE 16	-5

(Points—Patriots 96, Tampa Bay 83)

## PATRIOTS 18, TENNESSEE 15 (1 tie)

1960—Houston 24, at NE 10	-14
at Houston 37, NE 21	-16
1961—at NE 31, Houston 31	tie
at Houston 27, NE 15	-12
1962—at NE 34, Houston 21	+13
at Houston 21, NE 17	-4
1963—at NE 45, Houston 3	+42
NE 46, at Houston 28	+18
1964—at NE 25, Houston 24	+1
NE 34, at Houston 17	+17
1965—at Houston 31, NE 10	-21
at NE 42, Houston 14	+28
1966—at NE 27, Houston 21	+6
NE 38, at Houston 14	+24
1967—at NE 18, Houston 7	+11
at Houston 27, NE 6	-21
1968—Houston 16, at NE 0	-16
at Houston 45, NE 17	-28
1969—at NE 24, Houston 0	+24
at Houston 27, NE 23	-4
1971—at NE 28, Houston 20	+8
1973—NE 32, at Houston 0	+32
1975—Houston 7, at NE 0	-7
1978—Houston 26, at NE 23	-3
Houston 31, at NE 14	-17
1980—at Houston 38, NE 34	-4
1981—at NE 38, Houston 10	+28
1982—at NE 29, Houston 21	+8
1987—NE 21, at Houston 7	+14
1988—at Houston 31, NE 6	-25
1989—at NE 23, Houston 13	+10
1991—at NE 24, Houston 20	+4
1993—Houston 28, at NE 14	-14
1998—at NE 27, Tennessee 16	+11

\*AFC Divisional Playoff  
(Points—Patriots 796, Houston 703)

## WASHINGTON 5, PATRIOTS 1

1972—at NE 24, Washington 23	+1
1978—Washington 16, at NE 14	-14
1981—at Washington 24, NE 22	-2
1984—Washington 26, at NE 10	-16
1990—Washington 25, at NE 10	-15
1996—Washington 27, at NE 22	-5

(Points—Washington 141, Patriots 102)



# PATRIOTS OVERTIME GAMES

The Patriots are 10-18 all-time in regular-season overtime games during their 41-year history. The Patriots are 6-15 when the game is decided by a field goal and 4-3 when a touchdown is the deciding factor. Below is a brief description of each overtime game involving the Patriots.

**9/26/77**

**at Cleveland 30, Patriots 27 L**

John Smith sent the game into overtime with a 28-yard field goal with no time remaining in regulation. Cleveland's Don Cockroft capped a 10-play, 53-yard drive with a 35-yard game winning field goal after 4:45 of overtime.

**9/03/79**

**Pittsburgh 16, at Patriots 13 L**

Pittsburgh's Matt Bahr drilled a 41-yard field goal to give the Steelers the victory at the 5:10 mark in overtime. The clutch field goal came on Bahr's first professional attempt of his career.

**11/25/79**

**Buffalo 16, at Patriots 13 L**

Buffalo's Nick Mike-Mayer kicked a 29-yard field goal 4:45 into overtime to give the Bills the victory.

**12/08/80**

**at Miami 16, Patriots 13 L**

Uwe von Schamann kicked his third field goal of the day, a 23-yard game-winner, which gave Miami the three point victory, 3:20 into overtime.

**9/27/81**

**at Pittsburgh 27, Patriots 21 L**

The Patriots scored two touchdowns in the fourth quarter to recover from a 21-7 deficit. Unfortunately, Terry Bradshaw hit Lynn Swann with a 24-yard touchdown pass 3:19 into overtime to thwart the Patriots hopes for victory.

**11/08/81**

**Miami 30, at Patriots 27 L**

New England's John Smith nailed a 34-yard field goal with 10 seconds remaining in regulation that sent the game into overtime. The Dolphins' Uwe von Schamann kicked a 30-yard field goal, 7:09 into the extra quarter, that gave Miami the victory.

**09/04/83**

**Baltimore 29, at Patriots 23 L**

The Colts' Raul Allegre kicked a 33-yard field goal as time expired in the fourth quarter to send the game into overtime. On the first play of overtime, Baltimore's LB Johnnie Cooks picked up a Tony Collins fumble and rumbled 52 yards for the game winning score.

**11/24/85**

**at N.Y. Jets 16, Patriots 13 L**

New England's Tony Franklin sent the game into overtime with a 28-yard field goal with 16 seconds remaining in regulation. In the extra session, the Jets' Pat Leahy kicked a 32-yard field goal to give the Jets a 16-13 win.

**11/15/87**

**Dallas 23, at Patriots 17 L**

The Cowboys' Roger Ruzik's 20-yard field goal with 28 seconds remaining in regulation tied the game at 17. In overtime, Dallas running back Herschal Walker trotted 60 yards for the game winning touchdown.

**11/29/87**

**Philadelphia 34, at Patriots 31 L**

The Patriots scored the final 21 points of regulation to send the game into overtime tied at 31. After 12:16 elapsed in overtime, the Eagles' Paul McFadden connected from 38 yards, on his second field goal attempt in overtime.

**12/11/88**

**at Patriots 10, Tampa Bay 7 W**

The Patriots were victorious in overtime for the first time in franchise history, snapping their 10-game overtime losing streak. Jason Staurovsky kicked a 27-yard field goal, 3:08 into overtime, for the win.

**10/29/89**

**Patriots 23, at Indianapolis 20 W**

New England's Greg Davis kicked a 51-yard field goal, 9:57 into overtime, for the 23-20 victory. The Colts' Dean Biasucci sent the game into overtime when he kicked a 39-yard field goal with :51 seconds remaining in regulation.

**10/20/91**

**at Patriots 26, Minnesota 23 W**

With no time remaining in overtime, New England's Jason Staurovsky nailed a 42-yard field goal that gave the Patriots a 26-23 victory. The field goal attempt was Staurovsky's second of overtime.

**12/08/91**

**at Patriots 23, Indianapolis 17 W**

The Patriots scored the games' final 20 points and won their fourth consecutive overtime game. Hugh Millen connected with Ben Coates for a 2-yard touchdown with :07 seconds remaining in regulation and then repeated the feat in overtime when he hit Michael Timpson for the 45-yard game-winning touchdown.

**11/15/92**

**Patriots 37, at Indianapolis 34 W**

The Patriots' Charlie Baumann scored the final six points, including the game-winning 18-yard field goal, 11:35 into the extra session. The win snapped the Patriots' nine-game losing streak during the 1992 season. Baumann's 44-yard field goal with two seconds remaining in regulation sent the game into overtime.



# PATRIOTS OVERTIME GAMES

12/27/92

**Miami 16, at Patriots 13**

**L**  
The Dolphins were able to clinch the AFC East crown and a bye in the first round of the playoffs, after they scored the games' final 13 points to win 16-13. Pete Stoyanovich's 35-yard field goal, 6:43 into overtime, propelled the Dolphins to victory.

9/12/93

**Detroit 19, at Patriots 16**

**L**  
Detroit's Jason Hanson kicked a 38-yard field goal, his fourth of the day, 11:04 into overtime to lift the Lions to victory. Drew Bledsoe threw a 2-yard touchdown pass to Vincent Brisby with two seconds remaining in regulation which sent the game into overtime.

11/07/93

**Buffalo 13, at Patriots 10**

**L**  
Buffalo's Steve Christie kicked a 27-yard field goal with 14 seconds remaining in regulation to send the contest into overtime. Each team had two opportunities to score in the extra session, and Christie kicked the game winning 32-yard field goal on Buffalo's second chance.

1/02/94

**at Patriots 33, Miami 27**

**W**  
Drew Bledsoe connected with Michael Timpton for the 36-yard game winning touchdown to cap one of the greatest endings in Patriots history. The lead change four times in the fourth quarter at the two teams combined for 27 points. Miami's Pete Stoyanovich sent the game into overtime with a 24-yard field goal with four seconds remaining in regulation.

11/13/94

**at Patriots 26, Minnesota 20**

**W**  
The Patriots completed one of the greatest comebacks in team history, recovering from a 20-0 deficit to defeat the Vikings. New England's Matt Bahr sent the game into overtime when he kicked a 23-yard field goal with 14 seconds remaining. Drew Bledsoe completed a 14-yard touchdown pass to Kevin Turner, 4:10 into overtime, to give the Patriots the victory.

10/29/95

**Carolina 20, at Patriots 17**

**L**  
The Patriots scored 14 points in the fourth quarter on two Curtis Martin touchdown runs and tied the score at 17. However, the expansion Panthers were victorious when John Kasay booted a 29-yard field goal with 7:52 remaining in the extra period.

9/22/96

**at Patriots 28, Jacksonville 25**

**W**  
The Patriots jumped out to a 22-0 first half lead but the Jaguars clawed their way back. Jaguars quarterback Mark Brunell's touchdown passes of 51, 41 and 61 yards gave them life in the second half and Mike Hollis' 27-yard field goal in the fourth quarter tied the game at 25. However, Patriots' rookie kicker Adam Vinatieri converted five of six field goal attempts, including a 40-yarder in overtime to give the Patriots the victory.

9/14/97

**at Patriots 27, NY Jets 24**

**W**  
The Patriots won their third consecutive game to open the 1997 season, 27-24, in dramatic fashion when placekicker Adam Vinatieri kicked a 34-yard field goal 6:57 in overtime. The Jets had a chance to win the game at the end of regulation, but defensive end Mike Jones blocked a 29-yard field goal attempt by John Hall with 16 seconds remaining in the game.

12/13/97

**Pittsburgh 24, at Patriots 21**

**L**  
The Steelers sent the game into overtime on a touchdown pass from Kordell Stewart to Mark Bruener and a two-point conversion. They capitalized on a Drew Bledsoe interception with just over two minutes remaining in the game. In the overtime period, the Steelers won the toss and took their only possession 61 yards downfield to set up the game-winning Norm Johnson field goal.

10/25/98

**at Miami 12, Patriots 9**

**L**  
The Dolphins scored the game's final six points, including Olindo Mare's game-winning 43-yard kick. New England's Adam Vinatieri accounted for all of the Patriots' nine points, connecting on three of four field goal attempts.

12/26/99

**Buffalo 13, Patriots 10**

**L**  
The Patriots missed two field goals, one at the end of regulation and one in overtime, and lost to Buffalo. The Bills scored a touchdown to tie the game at 10 with 4:34 remaining and Steve Christie kicked a 23-yard field goal with 1:51 remaining in overtime for the victory.

11/05/00

**Buffalo 16, Patriots 13**

**L**  
Bills Steve Christie booted a 32-yard field goal, the third of his career in overtime against the Patriots. He also tied the game with a 48-yard kick with four seconds remaining in regulation. The Patriots, playing without Drew Bledsoe, took the lead, 13-10 on a 43-yard field goal by Adam Vinatieri.

12/17/00

**Patriots 13, Buffalo 10**

**W**  
Amid a snowstorm in Buffalo, Patriots kicker Adam Vinatieri nailed a 24-yard field goal in overtime for the victory. The game time tempera-

ture was 35 degrees, with a wind chill of six, and 40 mile-per-hour winds blew snow across the field making traction difficult for both sides. The Patriots and Bills tied the 1984 and 1985 Denver Broncos and

Oakland Raiders for an NFL record as they entered overtime for the third consecutive meeting.



# PATRIOTS IN PRIME TIME

The 2001 season will mark the first time the Patriots will not appear on Monday Night Football since 1996. However, they will return to ESPN's prime time game of the week, when they host the St. Louis Rams on Nov. 18. Last season, they finished 1-1 in prime time, defeating the Chiefs, 30-24, and losing to the Jets, 20-19. Below is a listing of the results from previous Patriots prime-time appearances:

## ABC'S MONDAY NIGHT FOOTBALL (8-18)

DATE	RESULTS	ATTENDANCE
12/4/00	at NE 30, Kansas City 24	60,292
9/11/00	at N.Y. Jets 20, NE 19	77,687
11/15/99	N.Y. Jets 24, at NE 17	59,077
11/23/98	at NE 26, Miami 23	58,729
10/19/98	N.Y. Jets 24, at NE 14	60,062
9/7/98	at Denver 27, NE 21	74,745
12/22/97	NE 14, at Miami 12	74,379
10/27/97	Green Bay 28, at NE 10	59,972
10/6/97	at Denver 34, NE 13	75,821
10/23/95	at NE 27, Buffalo 14	60,203
12/28/87	NE 24, at Miami 10	61,192
9/21/87	at N.Y. Jets 43, NE 24	70,847
12/22/86	NE 34, at Miami 27	74,516
12/16/85	at Miami 30, NE 27	69,489
9/21/81	Dallas 35, at NE 21	60,311
12/8/80	at Miami 16, NE 13 (OT)	63,292
11/10/80	at Houston 38, NE 34	51,524
9/29/80	at NE 23, Denver 14	59,602
10/1/79	at Green Bay 27, NE 14	56,212
9/3/79	Pittsburgh 16, at NE 13 (OT)	61,297
12/18/78	at Miami 23, NE 3	75,445
9/18/78	Baltimore 34, at NE 27	57,503
9/26/77	at Cleveland 30, NE 27 (OT)	77,910
10/18/76	at NE 41, N.Y. Jets 7	51,236
12/1/75	at Miami 20, NE 7	68,480
11/6/72	Baltimore 24, at NE 17	60,999

## ABC'S THURSDAY NIGHT FOOTBALL (1-1)

DATE	RESULTS	ATTENDANCE
9/11/86	NE 20, at Jets 6 (ABC)	72,422
11/29/79	at Miami 39, NE 24 (ABC)	75,037

## SUNDAY NIGHT FOOTBALL (9-8) ESPN (6-4)

DATE	RESULTS	ATTENDANCE
12/5/99	at NE 13, Dallas 6	58,444
9/26/99	at NE 16, N.Y. Giants 14	59,169
9/13/98	at NE 29, Indianapolis 6	60,068
12/01/96	NE 45, at San Diego 7	59,209
12/23/95	at Indianapolis 10, NE 7	54,685
11/27/94	NE 12, at Indianapolis 10	43,839
11/10/91	at Miami 30, NE 20	56,065
12/10/89	at Miami 31, NE 10	55,913
11/20/88	NE 6, at Miami 3	53,526
11/8/87	at N.Y. Giants 17, NE 10	73,817
9/24/78	NE 21, at Oakland 14 (ABC)	53,500

\*ESPN's first Regular Season telecast

## TNT (2-4)

DATE	RESULTS	ATTENDANCE
9/14/97	at NE 27, N.Y. Jets 24 (OT)	60,072
10/27/96	at NE 28, Buffalo 25	58,858
10/8/95	Denver 37, at NE 3	60,074
9/26/93	at N.Y. Jets 45, NE 7	64,836
10/04/92	at N.Y. Jets 30, NE 21	60,180
10/18/90	at Miami 17, NE 10	62,630

## PATRIOTS IN NATIONALLY TELEVISED GAMES IN 2001

The New England Patriots will be featured in two nationally televised games this season. They'll return to ESPN after a year hiatus, and host the St. Louis Rams on Nov. 18. It will be the Rams first visit to Foxboro since 1989, when the Los Angeles Rams defeated the Patriots 24-20.

The Patriots will also play on Saturday, Dec. 22 against Miami on CBS. The Patriots have split the last two nationally televised games they've played on Saturday. In 1996, they defeated the New York Giants 23-22 to gain a first round bye in the playoffs and in 1997, they were defeated by the Pittsburgh Steelers 24-21 in overtime.

DATE	OPPONENT	TIME	NETWORK	LOCAL
Sunday, Nov. 18	St. Louis Rams	8:30 p.m.	ESPN	TBD
Saturday, Dec. 22	Miami Dolphins	1:30 p.m.	CBS	WBZ

## PATRIOTS GAMES AMONG TOP RATED IN BOSTON

Each week during the 2000 regular season, the telecast of the Patriots game was consistently one of the highest rated programs in the Boston market. Their games were rated among the top three programs in Boston 11 times, and was the top rated program six different weeks.



# YEAR-BY-YEAR ATTENDANCE

## Regular Season

HOME GAMES				AWAY GAMES			SEASON	
YEAR	GMS	ATTENDANCE	AVG.	GMS	ATTENDANCE	AVG.	TOTALS	AVG.
1960	7	118,260	16,894	7	110,316	15,759	228,576	16,327
1961	7	115,610	16,516	7	129,984	18,569	245,594	17,542
1962	7	150,626	21,518	7	170,983	24,426	321,609	22,972
1963	7	169,870	24,267	7	143,936	20,562	313,806	22,415
1964	7	199,652	28,522	7	175,246	25,035	374,898	26,778
1965	7	143,098	20,443	7	245,485	35,069	388,583	27,756
1966	7	190,138	27,163	7	240,668	34,381	430,806	30,772
1967*	6	138,861	23,144	8	287,279	35,910	426,140	30,439
1968**	7	156,459	22,351	7	289,204	41,315	445,663	31,833
1969	7	149,412	21,345	7	284,587	40,655	433,999	31,000
1970	7	245,537	35,077	7	361,842	51,692	607,379	43,384
1971	7	411,109	58,730	7	383,143	54,735	794,252	56,732
1972	7	426,993	60,999	7	402,159	57,451	829,152	59,225
1973	7	410,443	58,635	7	416,805	59,544	827,248	59,089
1974	7	420,903	60,129	7	411,595	58,799	832,498	59,464
1975	7	411,490	58,784	7	379,112	54,159	790,602	56,472
1976	7	378,994	54,142	7	387,432	55,347	766,426	54,745
1977	7	415,959	59,423	7	399,419	57,060	815,378	58,241
1978	8	478,978	59,872	8	455,679	56,960	934,657	58,416
1979	8	473,141	59,143	8	502,492	62,812	975,633	60,977
1980	8	458,283	57,285	8	442,001	55,250	900,284	56,268
1981	8	414,741	51,843	8	413,073	51,634	827,814	51,738
1982@	4	149,188	37,297	5	231,781	46,356	380,969	42,330
1983	8	370,958	46,370	8	416,024	52,003	786,982	49,186
1984	8	392,275	49,034	8	468,464	58,558	860,739	53,796
1985	8	438,817	54,852	8	458,341	57,293	897,158	56,072
1986	8	477,688	59,711	8	537,779	67,222	1,015,467	63,467
1987@	8	374,302	46,788	7	431,739	61,677	806,041	53,736
1988	8	438,627	54,828	8	400,372	50,047	838,999	52,437
1989	8	388,522	48,565	8	494,981	61,873	883,503	55,219
1990	8	311,623	38,953	8	417,304	52,163	728,927	45,558
1991	8	303,116	37,890	8	433,249	54,156	736,365	46,023
1992	8	308,409	38,551	8	430,820	53,853	739,229	46,202
1993	8	362,964	45,371	8	443,708	55,464	806,672	50,417
1994	8	472,718	59,090	8	481,673	60,209	954,391	59,649
1995	8	466,743	58,343	8	504,373	63,047	971,116	60,695
1996	8	468,301	58,538	8	522,829	65,354	991,130	61,946
1997	8	477,431	59,679	8	547,518	68,440	1,024,949	64,059
1998	8	475,828	59,479	8	516,846	64,606	992,674	62,042
1999	8	461,624	57,703	8	553,917	69,240	1,015,541	63,471
2000	8	458,880	57,360	8	548,258	68,532	1,007,138	62,946
<b>Totals</b>	<b>305</b>	<b>14,076,571</b>	<b>46,153</b>	<b>307</b>	<b>15,872,416</b>	<b>51,702</b>	<b>29,948,987</b>	<b>48,936</b>

## Postseason

YEAR	GMS	ATTENDANCE	AVG.	GMS	ATTENDANCE	AVG.	TOTAL	AVG.
1963	-	-	-	2	64,314	32,157	64,314	32,157
1976	-	-	-	1	54,037	54,037	54,037	54,037
1978	1	61,297	61,297	-	-	-	61,297	61,297
1982	-	-	-	1	68,842	68,842	68,842	68,842
1985	-	-	-	4	308,690	77,173	308,690	77,173
1986	-	-	-	1	76,105	76,105	76,105	76,105
1994	-	-	-	1	77,452	77,452	77,452	77,452
1996	2	120,378	60,189	1	72,301	72,301	192,679	64,226
1997	1	60,041	60,041	1	61,228	61,228	121,269	60,635
1998	-	-	-	1	72,559	72,559	72,559	72,559
<b>Totals</b>	<b>4</b>	<b>241,716</b>	<b>60,429</b>	<b>13</b>	<b>855,528</b>	<b>65,810</b>	<b>1,097,241</b>	<b>64,544</b>
<b>GRAND TOTALS</b>	<b>309</b>	<b>14,318,287</b>	<b>46,338</b>	<b>320</b>	<b>16,727,944</b>	<b>52,274</b>	<b>31,046,231</b>	<b>49,358</b>

\*game vs. Chargers was moved to San Diego due to a World Series scheduling conflict at Fenway Park.

\*\*game vs. the Jets was moved to Birmingham, Ala. due to a scheduling conflict at Fenway Park.

Neutral site counted as a 'home' game for the Patriots.

@1982 and 1987 season were shortened due to player strikes.



# 1960 FINAL OFFENSIVE STATISTICS (5-9)

Head Coach: Lou Saban 5-9-0 • Fourth in AFL-East • Home Stadium: Boston University Field

DATE	W/L	SCORE	OPPONENT	ATTENDANCE
9/09	L	10-13	Denver	21,597
9/17	W	28-24	at N.Y. Titans	19,200
9/23	L	0-13	Buffalo	20,732
10/08	W	35-0	at Los Angeles	18,226
10/16	L	14-27	Oakland (at S.F.)	11,500
10/23	L	24-31	at Denver	12,683
10/28	L	16-45	Los Angeles	13,988
11/04	W	34-28	Oakland	8,446
11/11	W	38-21	N.Y. Titans	11,653
11/18	W	42-14	Dallas	14,721
11/25	L	10-24	Houston	27,123
12/04	L	14-38	at Buffalo	14,335
12/11	L	0-34	at Dallas	12,000
12/18	L	21-37	at Houston	22,352

Cappelletti 30/32 PAT kick, 3/4 PAT run  
Opponents 43/46 PAT kick, 0/0 others  
2-pt conv.: Cappelletti 3-4, Crawford 1-1. Pa-  
triot: 4-5, Opp.: 0-0.

RUSHING	NO	YDS	AVG	LG	TD
Miller	101	416	4.2	33	1
Christy	78	363	4.7	48	4
Burton	66	280	4.3	77	1
Crawford	51	238	4.7	39t	2
Wells	14	59	4.2	13	0
Greene	7	44	6.3	21	0
Songin	11	40	3.6	20	2
Garron	8	27	3.4	9	0
Crouthamel	4	16	4.0	6	0
Livingston	10	16	1.6	5	1
Washington	2	10	5.0	7	0
White	5	7	1.4	5	0
Beach	6	-4	-0.7	3	0
<b>Patriots</b>	<b>363</b>	<b>1512</b>	<b>4.2</b>	<b>77</b>	<b>11</b>
<b>Opponents</b>	<b>477</b>	<b>1513</b>	<b>3.2</b>	<b>--</b>	<b>21</b>

PUNT RETURNS	NO	YDS	AVG	LG	TD
Wells	12	66	5.6	19	0
Christy	8	73	9.1	29	0
Brunej	4	31	7.7	19	0
Beach	1	21	21.0	21	0
Cappelletti	1	3	3.0	3	0
Burton	1	0	0.0	0	0
<b>Patriots</b>	<b>27</b>	<b>194</b>	<b>7.2</b>	<b>29</b>	<b>0</b>
<b>Opponents</b>	<b>21</b>	<b>361</b>	<b>17.2</b>	<b>--</b>	<b>3</b>

KICK RETURNS	NO	YDS	AVG	LG	TD
Christy	24	617	25.7	52	0
Wells	11	275	28.5	33	0
Beach	7	146	20.7	33	0
Burton	4	161	40.3	59	0
Cappelletti	4	100	25.0	37	0
Brunej	2	39	19.5	20	0
Crouthamel	2	27	13.5	15	0
Garron	1	21	21.0	21	0
Smith	1	13	13.0	13	0
Hunt	1	8	8.0	8	0
DeLucca	1	8	8.0	8	0
Livingston	1	3	3.0	3	0
Greene	1	3	3.0	3	0
<b>Patriots</b>	<b>60</b>	<b>1421</b>	<b>23.7</b>	<b>59</b>	<b>0</b>
<b>Opponents</b>	<b>50</b>	<b>1123</b>	<b>22.5</b>	<b>--</b>	<b>1</b>

Sacks:	Rudolph	3.0	Dee	2.5	Jacobs	2.0	Sardisco	2.0	Addison	1.0	Hauser	0.5	Team	8.0
--------	---------	-----	-----	-----	--------	-----	----------	-----	---------	-----	--------	-----	------	-----

**Sacks:** Rudolph 3.0, Dee 2.5, Jacobs 2.0  
Sardisco 2.0, Addison 1.0, Hauser 0.5, Team  
8.0.

**Cappelletti:** (34G) () (50N) (23G,33G) (47N) (12G,48N,42N) (38N,48B) (42N,37N,27G,27G) (39N,30G,45B,43N) () (20G,40N) (43N,27N) (48N) ().

**Opponents:** () (23G) (38N) () (40N)(42N, 47N, 9G) (35B,41N,18G) (47N,38N) (44N) (42N) (35N,20N,32N,16G) (27N,45G) (28N,42N,24G, 49N, 46G) (32G,26G,10G).

**Editors Note:** Due to insufficient data, the starting line-ups from 1960-67 are incomplete.

**1960 Coaching Staff:** Joe Collier, Defensive Backfield, Mike Holovak, Offensive Backfield, Red Miller, Offensive Line, Jerry Smith, Defensive Line.

**No AFL All-Star Game Played**

## Team Statistics

	PATS	OPP
<b>TOTAL FIRST DOWNS</b>	<b>234</b>	<b>237</b>
By Rushing	86	78
By Passing	126	135
By Penalty	22	24
<b>TOTAL NET YARDS</b>	<b>4116</b>	<b>4255</b>
Avg. per Game	294.0	303.9
Total Offensive Plays	874	935
Avg. per Play	4.7	4.6
<b>NET YARDS RUSHING</b>	<b>1512</b>	<b>1513</b>
Total Rushing Plays	363	477
Avg. per Rush	4.2	3.2
Avg. per Game	108.0	108.1
<b>NET YARDS PASSING</b>	<b>2604</b>	<b>2742</b>
Avg. per Game	186.0	195.0
Sacked/Yards Lost	36/261	29/219
Gross Yards Passing	2865	2958
Att./Completions	475/223	429/210
Completion Pct.	46.9	49.0
Had Intercepted	23	25
<b>PUNTS/AVERAGE</b>	<b>78/35.8</b>	<b>74/37.2</b>
<b>PENALTIES/YARDS</b>	<b>69/730</b>	<b>77/825</b>
<b>FUMBLES/BALLS LOST</b>	<b>36/22</b>	<b>41/20</b>
<b>TOUCHDOWNS</b>	<b>37</b>	<b>46</b>
Rushing	11	21
Passing	25	19
Returns	1	6

Score by Periods	1	2	3	4	OT	Total
Patriots	85	47	117	37	--	286
Opponents	36	119	89	105	--	349

SCORING	TO	Ru	Pa	Rt	PAT	FG	S	TP
Cappelletti	0	0	0	0	33/36	8/22	0	60
Colclough	9	0	9	0	0/0	0/0	0	54
Christy	6	4	2	0	0/0	0/0	0	36
Lofton	4	0	4	0	0/0	0/0	0	24
Miller	3	1	2	0	0/0	0/0	0	18
Johnson	3	0	3	0	0/0	0/0	0	18
Stephens	3	0	3	0	0/0	0/0	0	18
Crawford	2	2	0	0	0/0	0/0	0	14
Songin	2	2	0	0	0/0	0/0	0	12
Beach	1	0	1	0	0/0	0/0	0	6
Burton	1	1	0	0	0/0	0/0	0	6
Livingston	1	1	0	0	0/0	0/0	0	6
Shonta	1	0	1	0	0/0	0/0	0	6
Wells	1	0	1	0	0/0	0/0	0	6
Team	0	0	0	0	0/0	0/1	2	6
Cudzik	0	0	0	0	0/0	0/1	0	0
<b>PATRIOTS</b>	<b>37</b>	<b>11</b>	<b>25</b>	<b>1</b>	<b>33/36/8/23</b>	<b>1</b>	<b>286</b>	
<b>Opponent</b>	<b>46</b>	<b>21</b>	<b>19</b>	<b>6</b>	<b>43/46/10/27</b>	<b>0</b>	<b>349</b>	

INTERCEPTIONS	NO	YDS	AVG	LG	TD
Cappelletti	4	68	17.0	27	0
Jacobs	4	26	6.5	14	0
Brunej	3	35	11.7	18	0
Washington	3	13	4.3	13	0
O'Hanley	3	1	0.3	1	0
Shonta	2	101	50.5	52	0
Soltis	2	33	16.5	33	0
Rudolph	2	13	6.5	13	0
Dee	1	14	14.0	14	0
Brown	1	8	8.0	8	0
<b>Patriots</b>	<b>25</b>	<b>312</b>	<b>12.5</b>	<b>52</b>	<b>0</b>
<b>Opponents</b>	<b>23</b>	<b>336</b>	<b>14.6</b>	<b>66t</b>	<b>3</b>

PUNTING	NO	YDS	AVG	LG	BLK
Greene	61	2253	36.9	66	1
Washington	17	539	31.7	48	0
<b>Patriots</b>	<b>78</b>	<b>2792</b>	<b>35.8</b>	<b>66</b>	<b>1</b>
<b>Opp.</b>	<b>74</b>	<b>2750</b>	<b>37.2</b>	<b>--</b>	<b>1</b>

PASSING	ATT	CMP	YARDS	CMP%	YDS/ATT	TD	TD%	INT	INT%	LG	SK/YDS	RATING
Songin	392	187	2476	47.7	6.32	22	5.6	15	3.8	78	--/--	71.0
Greene	63	27	251	42.9	3.98	1	1.6	6	9.5	31	--/--	20.2
Christy	11	6	94	54.5	8.55	2	18.2	2	18.2	39	--/--	83.1
White	7	3	44	42.9	6.29	0	0.0	0	0.0	23	--/--	64.0
Dimitroff	2	0	0	0.0	0.00	0	0.0	0	0.0	0	--/--	0.0
<b>Patriots</b>	<b>475</b>	<b>223</b>	<b>2865</b>	<b>46.9</b>	<b>6.03</b>	<b>25</b>	<b>5.3</b>	<b>23</b>	<b>4.8</b>	<b>78</b>	<b>36/261</b>	<b>64.0</b>
<b>Opponents</b>	<b>429</b>	<b>210</b>	<b>2958</b>	<b>49.0</b>	<b>6.90</b>	<b>19</b>	<b>4.4</b>	<b>25</b>	<b>5.8</b>	<b>--</b>	<b>29/216</b>	<b>62.2</b>



# 1961 FINAL OFFENSIVE STATISTICS (9-4-1)

Head Coaches: Lou Saban (2-3), Mike Holovak (7-1-1) • Second in AFL-East • Home Stadium: Boston University Field

DATE	W/L	SCORE	OPPONENT	ATTENDANCE
9/09	L	20-21	NY Titans	16,683
9/16	W	45-17	Denver	14,479
9/23	W	23-21	at Buffalo	21,504
10/01	L	30-37	at NY Titans	15,189
10/07	L	27-38	San Diego	17,748
10/13	T	31-31	Houston	15,070
10/22	W	52-21	Buffalo	9,398
10/29	W	18-17	at Dallas	20,500
11/03	W	28-21	Dallas	25,063
11/12	L	15-27	at Houston	35,649
11/17	W	20-17	Oakland	17,169
12/03	W	28-24	at Denver	9,303
12/09	W	35-21	at Oakland	6,500
12/17	W	41-0	at San Diego	21,339

## Team Statistics

	PATS	OPP
<b>TOTAL FIRST DOWNS</b>	<b>238</b>	<b>243</b>
By Rushing	93	72
By Passing	120	151
By Penalty	25	20
<b>TOTAL NET YARDS</b>	<b>4214</b>	<b>4123</b>
Avg. per Game	301.0	294.5
Total Offensive Plays	936	967
Avg. per Play	4.5	4.3
<b>NET YARDS RUSHING</b>	<b>1675</b>	<b>1041</b>
Total Rushing Plays	389	350
Avg. per Rush	4.3	3.0
Avg. per Game	119.6	74.4
<b>NET YARDS PASSING</b>	<b>2539</b>	<b>3082</b>
Avg. per Game	181.4	220.1
Sacked/Yards Lost	33/256	44/408
Gross Yards Passing	2795	3490
Att./Completions	420/206	479/241
Completion Pct.	49.0	50.3
Had Intercepted	21	22
<b>PUNTS/AVERAGE</b>	<b>64/37.6</b>	<b>71/40.7</b>
<b>PUNT RETURN/AVG</b>	<b>32/13.0</b>	<b>15/16.3</b>
<b>PENALTIES/YARDS</b>	<b>64/659</b>	<b>67/662</b>
<b>FUMBLES/BALLS LOST</b>	<b>24/9</b>	<b>36/20</b>
<b>TOUCHDOWNS</b>	<b>52</b>	<b>41</b>
Rushing	15	9
Passing	29	27
Returns	8	5

Score by Periods	1	2	3	4	OT	Total
Patriots	98	98	118	99	—	413
Opponents	45	109	51	108	—	313

SCORING	TD	Ru	Pa	Rt	PAT	FG	S	TP
Cappelletti	8	0	8	0	48/50	17/32	0	147
Lott	11	5	6	0	0/0	0/0	0	66
Colclough	9	0	9	0	0/0	0/0	0	54
Garron	6	2	3	1	0/0	0/0	0	36
Parilli	5	5	0	0	1/1	0/0	0	32
Webb	4	0	0	4	0/0	0/0	0	24
Stephens	3	0	2	1	0/0	0/0	0	18
Burton	3	2	0	1	0/0	0/0	0	18
Johnson	1	0	1	0	0/0	0/0	0	6
Moore	1	0	0	1	0/0	0/0	0	6
Yewcic	1	1	0	0	0/0	0/0	0	6
Songin	0	0	0	0	0/1	0/0	0	0
<b>PATRIOTS</b>	<b>52</b>	<b>15</b>	<b>29</b>	<b>8</b>	<b>49/52</b>	<b>17/32</b>	<b>0</b>	<b>413</b>
<b>Opponent</b>	<b>41</b>	<b>9</b>	<b>27</b>	<b>5</b>	<b>40/41</b>	<b>9/23</b>	<b>0</b>	<b>313</b>

2-pt conv.: Parilli 1-1, Songin 0-1. Patriots 1-2, Opp.: 0-1.

RUSHING	NO	YDS	AVG	LG	TD
Lott	100	461	4.6	38	5
Garron	69	389	5.6	85t	2
Burton	82	260	3.2	43	2
Parilli	38	183	4.8	24	5
Crawford	41	148	3.6	34	0
West	26	90	3.5	31	0
Yewcic	11	51	4.6	13	1
Songin	8	39	4.9	11	0
Colclough	3	37	12.3	16	0
Schwedes	10	14	1.4	5	0
Washington	1	3	3.0	3	0
<b>Patriots</b>	<b>389</b>	<b>1675</b>	<b>4.3</b>	<b>85t</b>	<b>15</b>
<b>Opponents</b>	<b>350</b>	<b>1041</b>	<b>3.0</b>	<b>—</b>	<b>9</b>

RECEIVING	NO	YDS	AVG	LG	TD
Cappelletti	45	768	17.1	53	8
Colclough	42	757	18.0	58t	9
Lott	32	333	10.4	47	6
Garron	24	341	14.2	51t	2
Stephens	19	186	9.8	31	2
Burton	13	115	8.8	45	0
Crawford	9	85	9.4	25	0
Johnson	9	82	9.1	21	0
Yewcic	6	56	9.3	46	0
West	5	42	8.4	18	0
Schwedes	1	21	21.0	21	0
Shonta	1	9	9.0	9	0
<b>Patriots</b>	<b>206</b>	<b>2795</b>	<b>13.6</b>	<b>58t</b>	<b>29</b>
<b>Opponents</b>	<b>241</b>	<b>3490</b>	<b>14.5</b>	<b>75t</b>	<b>27</b>

INTERCEPTIONS	NO	YDS	AVG	LG	TD
Webb	5	153	30.6	59	2
Washington	4	45	11.3	33	0
Addison	4	17	4.3	10	0
Brune	2	20	10.0	12	0
Robotti	2	18	9.0	11	0
Hall	2	12	6.0	12	0
Beach	1	37	37.0	37	0
Loudd	1	12	12.0	12	0
Shonta	1	12	12.0	12	0
<b>Patriots</b>	<b>22</b>	<b>326</b>	<b>14.8</b>	<b>59</b>	<b>2</b>
<b>Opponents</b>	<b>21</b>	<b>198</b>	<b>9.4</b>	<b>38</b>	<b>1</b>

PUNTING	NO	YDS	AVG	LG	BLK
Yewcic	64	2406	37.6	64	2
<b>Patriots</b>	<b>64</b>	<b>2406</b>	<b>37.6</b>	<b>64</b>	<b>2</b>
<b>Opp.</b>	<b>71</b>	<b>2887</b>	<b>40.7</b>	<b>70</b>	<b>2</b>

PUNT RETURNS	NO	YDS	AVG	LG	TD
Brune	23	109	4.7	11	0
Burton	8	128	16.0	62	0
Lott	1	8	8.0	8	0
<b>Patriots</b>	<b>32</b>	<b>245</b>	<b>13.0</b>	<b>62</b>	<b>0</b>
<b>Opponents</b>	<b>15</b>	<b>245</b>	<b>16.3</b>	<b>55</b>	<b>2</b>

KICK RETURNS	NO	YDS	AVG	LG	TD
Garron	16	438	27.4	89	1
Burton	15	401	26.7	97	1
West	7	191	27.3	37	0
Long	4	24	6.0	11	0
Beach	2	38	19.0	20	0
Webb	1	21	21.0	21	0
Ratkowske	1	17	17.0	17	0
Stephens	1	6	6.0	6	0
Schwedes	1	0	0.0	0	0
Cudzik	1	0	0.0	0	0
<b>Patriots</b>	<b>49</b>	<b>1136</b>	<b>23.2</b>	<b>91t</b>	<b>2</b>
<b>Opponents</b>	<b>53</b>	<b>1255</b>	<b>23.7</b>	<b>90t</b>	<b>1</b>

**Sacks:** Loudd 7.0, Dee 5.5, Addison 3.5, Hunt 2.0, Klein 2.5, Jacobs 1.0, Robutti 1.0, Hall 0.5, Team 3.0.

FIELD GOALS	1-19	20-29	30-39	40-49	50+
Cappelletti	3-3	3-7	9-14	2-8	0-0
<b>Patriots</b>	<b>3-3</b>	<b>3-7</b>	<b>9-14</b>	<b>2-8</b>	<b>0-0</b>
<b>Opp.</b>	<b>4-4</b>	<b>4-7</b>	<b>1-4</b>	<b>0-6</b>	<b>0-2</b>

**Cappelletti:** (28G,32G,32) (35G) (36G, 35G,27N,46G) (34G,30G,22N,16G,46B) ( ) (42N,17G, 42N) (12G) (24G)(47N,27B) (33G,29N) (29G, 33G,42N) (32B) (32N,35N,40N) (40G,32N,38G).

**Opponents:** ( ) (34G,27N,52N) ( ) (26G) (10G, 41N,26N) (10G,41N,26N) (35N, 49N,24G) ( ) (25G,42N,32N,38N) (44N) (25G,19G) (16G,60N)(23N,18G,43N, 43N) ( ) ( ).

**Editors Note:** Due to insufficient data, the starting line-ups from 1960-67 are incomplete.

**1961 Coaching Staff:** Joe Collier, Defensive Backfield, Mike Holovak, Offensive Backfield, Red Miller, Offensive Line, Jerry Smith, Defensive Line.

**AFL All-Stars (7):** LB Tom Addison (1), DB Fred Brune (1), WR Gino Cappelletti (1), DE Bob Dee (1), HB Larry Garron (1), DT Jim Hunt (1), G Charlie Leo (1).

PASSING	ATT	CMP	YARDS	CMP%	YDS/ATT	TD	TD%	INT	INT%	LG	SK/YDS	RATING
Songin	212	98	1429	46.2	6.74	14	6.6	9	4.2	58t	—	73.2
Parilli	198	104	1314	52.5	6.64	13	6.6	9	4.5	53	—	76.8
Yewcic	8	3	25	37.5	3.13	1	12.5	2	25.0	18t	—	46.4
Cappelletti	1	1	27	100.0	27.00	1	100.0	0	0.0	27t	—	531.3
Burton	1	0	0	0.0	0.00	0	0.0	1	0.0	0	—	—
<b>Patriots</b>	<b>420</b>	<b>206</b>	<b>2795</b>	<b>49.0</b>	<b>6.65</b>	<b>29</b>	<b>6.9</b>	<b>21</b>	<b>5.0</b>	<b>58t</b>	<b>33/256</b>	<b>72.8</b>
<b>Opponents</b>	<b>479</b>	<b>241</b>	<b>3490</b>	<b>50.3</b>	<b>7.29</b>	<b>27</b>	<b>5.6</b>	<b>22</b>	<b>4.6</b>	<b>75t</b>	<b>44/408</b>	<b>73.9</b>



## 1962 FINAL OFFENSIVE STATISTICS (9-4-1)

**Head Coach: Mike Holovak (9-4-1) • Second in AFL-East • Home Stadium: Boston University Field**

DATE	W/L	SCORE	OPPONENT	ATTENDANCE	SCORING	TD	Ru	Pa	Rt	PAT	FG	S	TP	PUNT RETURNS	NO	YDS	AVG	LG	TD
9/08	L	28-42	at Dallas	32,000	Cappelletti	5	0	0	0	38/40	20/37	0	128	Burton	21	122	5.8	22	0
9/16	W	34-21	Houston*	32,276	Colclough	10	0	10	0	0/0	0/0	0	0	Brunej	3	8	2.7	7	0
9/21	W	41-16	Denver	21,038	Burton	7	2	4	1	0/0	0/0	0	42	Buoniconti	1	8	8.0	8	0
10/06	W	43-14	at NY Titans	14,412	Garron	6	2	3	1	0/0	0/0	0	36	Hall	1	0	0.0	0	0
10/12	L	7-27	Dallas	23,874	Crawford	4	2	2	0	1/1	0/0	0	26	Patriots Opponents	26	138	5.3	22	0
10/19	W	24-20	San Diego	20,888	Yewic	2	2	0	0	0/0	0/0	0	12		11	54	4.9	15	0
10/26	W	26-16	Oakland	12,514	Parilli	2	2	0	0	0/0	0/0	0	12						
11/03	T	28-28	at Buffalo	33,247	Romeo	1	0	1	0	0/0	0/0	0	6	KICK RETURNS	NO	YDS	AVG	LG	TD
11/11	W	33-29	at Denver	28,187	Addison	1	0	0	1	0/0	0/0	0	6	Garron	24	686	28.6	951	1
11/18	L	17-21	at Houston	35,250	King	1	1	0	0	0/0	0/0	0	6	Burton	13	238	18.3	42	0
11/23	W	21-10	Buffalo	20,021	Brunej	1	0	0	1	0/0	0/0	0	6	King	9	177	19.7	28	0
11/30	W	24-17	NY Titans	20,015	Hall	1	0	0	1	0/0	0/0	0	6	Stephens	2	46	23.0	31	0
12/09	W	20-14	at San Diego	19,887	PATRIOTS	41	11	25	5	39/41	20/37	0	346	Crawford	2	24	12.0	18	0
12/16	L	0-20	at Oakland	8,000	Opponent	36	14	19	3	33/36	15/26	0	295	Loudd	1	15	15.0	15	0
*Harvard Stadium														Dee	1	14	14.0	14	0

### Team Statistics

Team Statistics

	PATS		OPP							Patriots					53	1200	22.6	951	1	Opponents					64	1697	26.5	931	1
TOTAL FIRST DOWNS	230	220	3	RUSHING	NO	YDS	AVG	LG	TD											Sacks: Eisenhower 5.5, Addison 5.0, Dee 4.0,									
By Rushing	100	68		Burton	134	548	4.1	59	2											Richardson 3.0, Rudolph 3.0, Klein 1.5, Bruney									
By Passing	114	136		Crawford	139	459	3.3	22	2											1.0, Buoniconti 1.0, Team 4.0.									
By Penalty	16	16		Yewcic	33	215	6.5	27	2																				
TOTAL NET YARDS	4736	4534		Parilli	28	169	6.0	33	2																				
Avg. per Game	338.3	323.9		King	21	144	6.9	71	1											FIELD GOALS									
Total Offensive Plays	943	982		Lott	8	34	4.3	11	0	1-19					20-29														
Avg. per Play	5.0	4.6		Colclough	1	14	14.0	14	0	Cappelletti					7-9														
NET YARDS RUSHING	1970	1426		Cappelletti	1	-5	-5.0	-5	0	Patriots					7-9														
Total Rushing Plays	432	39		Patriots	432	1970	4.6	71	11	Opp.					5-7														
Avg. per Rush	4.6	3.6		Opponents	393	1426	3.6	--	14											Cappelletti: (46B) (16N,46G,20G) (28G,33G)									
Avg. per Game	140.7	101.9																		(28G,12G,38G) (44N,47N) (13G,31N) (25G,									
NET YARDS PASSING	2766	3108		RECEIVING	NO	YDS	AVG	LG	TD											17G,31G,11G) (38N) (35G,37G,18G,14N, 39G)									
Avg. per Game	197.6	222.0		Colclough	40	868	21.7	78	10											(30N,26G) (20N,26N) (25N) (32G) (29N,18G,									
Sacked/Yards Lost	23/164	34/327		Burton	40	461	11.5	69	4											43B, 9G) (37N,44N,32N,26N).									
Gross Yards Passing	2930	3435		Romeo	34	608	17.8	62	1																				
Att./Completions	382/195	450/216		Cappelletti	34	479	14.0	40	5											Opponents: () (49N,10N) (37B,18G) () (33G,									
Completion Pct.	51.0	48.0		Crawford	22	224	10.1	44	2											26N,24G) (43G,27G) (19G,27N) (14N,46N)									
Had Intercepted	13	25		Garron	18	236	8.4	63	3											(39N,16G,19G,46G,45N) () (36G)									
PUNTS/AVERAGE	69/38.5	79/38.5		King	5	42	8.4	33	0											0 (47N,47N,37G) (42G,42G) (19G,21G).									
PUNT RETURNS/AVG	26/5.3	11/4.9		Webb	1	11	11.0	11	0																				
PENALTIES/YARDS	52/456	62/554		Lott	1	1	1.0	1	0											Editors Note: Due to insufficient data, the									
FUMBLES/BALLS LOST	37/20	26/10		Patriots	195	2930	15.0	78	25											starting line-ups from 1960-67 are incom-									
TOUCHDOWNS	41	36		Opponents	216	3435	15.9	97	19											plete.									
Rushing	11	14																		1962 Coaching Staff: Fred Bruney, Defensive									
Passing	25	19		INTERCEPTIONS	NO	YDS	AVG	LG	TD											Backfield, Marion Campbell, Defensive Line, Art									
Returns	5	3		O'Hanley	5	83	16.6	28	0											Spinney, Offensive Line.									
Score by Periods	1	2	3	4	OT	Total																							
Patriots	50	116	78	102	--	346																							
Opponents	65	104	55	71	--	295																							
							Addison	5	42	8.4	16	1																	
							Hall	3	94	31.3	47	1																	
							Bruney	3	70	23.3	33	1																	
							Buoniconti	2	3	1.5	3	0																	
							Shonta	2	0	0.0	0	0																	
							Patriots	25	365	14.6	47	3																	
							Opponents	13	55	4.2	15	1																	
							PUNTING	NO	YDS	AVG	LG	BLK																	
							Yewcic	69	2654	38.5	56	1																	
							Patriots	69	2654	38.5	56	1																	
							Opp.	79	3040	38.5	75	0																	

PASSING	ATT	CMP	YARDS	CMP%	YDS/ATT	TD	TD%	INT	INT%	LG	SK/YDS	RATING
Panili	252	140	1988	55.3	7.86	18	7.1	8	3.2	67t	--/--	91.3
Yewcic	126	54	903	42.9	7.17	7	5.6	5	4.0	78t	--/--	69.7
Garron	3	1	39	33.3	13.00	0	0.0	0	0.0	39	--/--	81.9
Patriots	382	195	2930	51.0	7.67	25	6.5	13	3.4	78t	23/164	84.1
Opps.	450	216	3435	48.0	7.63	19	4.2	25	5.6	97t	34/327	64.6



# 1963 FINAL OFFENSIVE STATISTICS (7-6-1)

Head Coach: Mike Holovac (7-6-1) • First in AFL-East • Home Stadium: Fenway Park

DATE	W/L	SCORE	OPPONENT	ATTENDANCE
9/08	W	38-14	* NY Jets	24,120
9/14	L	13-17	at San Diego	26,097
9/22	W	20-14	at Oakland	17,131
9/29	L	10-14	at Denver	18,636
10/05	L	24-31	at NY Jets	16,769
10/11	W	20-14	Oakland	26,494
10/18	W	40-21	Denver	25,418
10/26	L	21-28	at Buffalo	29,243
11/01	W	45-3	Houston	31,185
11/10	L	6-7	San Diego	28,402
11/17	T	24-24	Kansas City	17,270
12/01	W	17-7	Buffalo	16,981
12/08	W	46-28	at Houston	23,462
12/14	L	3-35	at Kansas City	12,598
<b>AFL Playoff</b>				
12/28	W	26-8	at Buffalo	33,044
1/05	L	10-51	at San Diego	30,127

\* game played at Boston College Alumni Stadium.

SCORING	TD	Ru	Pa	Ri	PAT	FG	S	TP	PUNTING	NO	YDS	AVG	LG	BLK
Cappelletti	2	0	2	0	35/36	22/38	0	113	Yewcic	75	2880	38.4	65	2
Graham	5	0	5	0	0/0	0/0	0	30	<b>Patriots</b>	<b>75</b>	<b>2880</b>	<b>38.4</b>	<b>65</b>	<b>2</b>
Crump	5	5	0	0	0/0	0/0	0	30	<b>Opp.</b>	<b>88</b>	<b>3515</b>	<b>39.9</b>	<b>68</b>	<b>1</b>
Parilli	5	5	0	0	0/0	0/0	0	30	<b>PUNT RETURNS</b>					
Garron	4	2	2	0	0/0	0/0	0	24		<b>NO</b>	<b>YDS</b>	<b>AVG</b>	<b>LG</b>	<b>TD</b>
Lott	4	2	2	0	0/0	0/0	0	24	Suci	25	233	9.3	22	0
Colclough	3	0	3	0	0/0	0/0	0	18	Stephens	14	117	8.3	26	0
Romeo	2	0	2	0	0/0	0/0	0	12	Garron	1	23	23.0	23	0
Buoniconiti	2	0	2	0	0/0	0/0	0	12	<b>Patriots</b>	<b>40</b>	<b>373</b>	<b>9.3</b>	<b>26</b>	<b>0</b>
Crawford	1	1	0	0	0/1	0/0	0	6	<b>Opponents</b>	<b>25</b>	<b>325</b>	<b>13.0</b>	<b>61</b>	<b>0</b>
Yewcic	1	1	0	0	0/0	0/0	0	6	<b>KICK RETURNS</b>					
Neumann	1	0	1	0	0/0	0/0	0	6		<b>NO</b>	<b>YDS</b>	<b>AVG</b>	<b>LG</b>	<b>TD</b>
Hunt	1	0	0	1	0/0	0/0	0	6	Garron	28	693	24.7	58	0
Team	0	0	0	0	0/0	0/0	1	2	Suci	17	360	21.1	35	0
<b>PATRIOTS</b>	<b>37</b>	<b>16</b>	<b>17</b>	<b>4</b>	<b>35/37</b>	<b>22/38</b>	<b>1</b>	<b>327</b>	Crump	3	33	11.0	14	0
<b>Opponent</b>	<b>35</b>	<b>12</b>	<b>21</b>	<b>2</b>	<b>35/35</b>	<b>4/21</b>	<b>0</b>	<b>257</b>	Watson	1	9	9.0	9	0

2-pt conv.: Crawford 0-1, Patriots 0-1, Opp.: 0-0.

## Team Statistics

	PATS	OPP
<b>TOTAL FIRST DOWNS</b>	<b>227</b>	<b>222</b>
By Rushing	92	59
By Passing	115	144
By Penalty	20	19
<b>TOTAL NET YARDS</b>	<b>4201</b>	<b>3834</b>
Avg. per Game	300.1	273.9
Total Offensive Plays	874	842
Avg. per Play	4.8	4.6
<b>NET YARDS RUSHING</b>	<b>1618</b>	<b>1107</b>
Total Rushing Plays	437	310
Avg. per Rush	3.7	3.6
Avg. per Game	115.6	79.1
<b>NET YARDS PASSING</b>	<b>2583</b>	<b>2727</b>
Avg. per Game	184.5	194.8
Sacked/Yards Lost	27/233	56/526
Gross Yards Passing	2816	3253
Att/Completions	410/184	476/230
Completion Pct.	44.9	48.3
Had Intercepted	29	29
<b>PUNTS/AVERAGE</b>	<b>75/38.4</b>	<b>88/39.9</b>
<b>PUNT RETURNS/AVG</b>	<b>40/9.3</b>	<b>25/13.0</b>
<b>PENALTIES/YARDS</b>	<b>64/614</b>	<b>62/1583</b>
<b>FUMBLES/BALLS LOST</b>	<b>29/12</b>	<b>27/13</b>
<b>TOUCHDOWNS</b>	<b>37</b>	<b>35</b>
Rushing	16	12
Passing	17	21
Returns	4	2

Score by Periods	1	2	3	4	OT	Total
Patriots	60	97	72	98	--	327
Opponents	56	69	59	73	--	257

RUSHING	NO	YDS	AVG	LG	TD
Garron	179	750	4.1	471	2
Crawford	71	233	3.3	19	1
Yewcic	22	161	7.3	46	1
Neumann	44	148	3.4	17	0
Parilli	36	126	3.5	19	5
Crump	49	120	2.5	21	5
Lott	35	78	2.2	7	3
Cappelletti	1	2	2.0	2	0
<b>Patriots</b>	<b>437</b>	<b>1618</b>	<b>3.7</b>	<b>471</b>	<b>17</b>
<b>Opponents</b>	<b>310</b>	<b>1107</b>	<b>3.6</b>	<b>68</b>	<b>12</b>
RECEIVING	NO	YDS	AVG	LG	TD
Colclough	42	693	16.5	561	3
Cappelletti	34	493	14.5	38	2
Romeo	32	418	13.1	38	3
Garron	26	418	16.0	761	2
Graham	21	550	26.1	771	5
Crawford	10	89	8.9	28	0
Neumann	10	48	4.8	16	1
Crump	6	46	7.7	12	0
Lott	3	61	20.3	551	1
<b>Patriots</b>	<b>184</b>	<b>2816</b>	<b>15.3</b>	<b>771</b>	<b>17</b>
<b>Opponents</b>	<b>230</b>	<b>3253</b>	<b>14.1</b>	<b>741</b>	<b>21</b>
INTERCEPTIONS	NO	YDS	AVG	LG	TD
Suci	7	277	39.6	981	2
Addison	4	27	6.7	17	0
Felt	3	81	27.0	35	0
O'Hanley	3	79	26.3	61	0
Buoniconiti	3	42	14.0	26	0
Hall	3	24	8.0	14	0
Shonta	3	15	5.0	12	0
Hunt	1	78	78.0	781	1
Stephens	1	22	22.0	22	0
Eisenhauer	1	0	0.0	0	0
<b>Patriots</b>	<b>29</b>	<b>645</b>	<b>22.2</b>	<b>981</b>	<b>3</b>
<b>Opponents</b>	<b>29</b>	<b>353</b>	<b>12.2</b>	<b>621</b>	<b>1</b>

**Sacks:** Eisenhauer 9.0, Dee 7.0, Buoniconiti 6.5, Rudolph 6.0, Antwine 4.0, Addison 2.5, Hall 2.0, Richardson 1.0, Team 8.0.

FIELD GOALS	1-19	20-29	30-39	40-49	50+
Cappelletti	2-3	3-4	12-16	5-14	0-1
<b>Patriots</b>	<b>2-3</b>	<b>3-4</b>	<b>12-16</b>	<b>5-14</b>	<b>0-1</b>
<b>Opp.</b>	<b>0-1</b>	<b>1-2</b>	<b>2-9</b>	<b>1-8</b>	<b>0-1</b>

**Cappelletti:** (47N,31G,44N) (35G,9N,36G) (46G,47G) (49N,18G) (45N,22G) (37G,32G) (24G,34G,42G,32G) (23B) (48N,40N,37N,37G) (38N,36G,25G,37N,55N) (32G,40N,43N) (41N,43G) (33G,38N,32G,44G) (14G).

**Opponents:** (39N) (30N,31G) ( ) (43N, 38N, 52N) (36G,38N) ( ) ( ) (40N,42B) (46G) (12N, 48N) (36N,27G,25N,45N) (37N) ( ) (41N,37N, 49N).

**Editors Note:** Due to insufficient data, the starting line-ups from 1960-67 are incomplete.

**1963 Coaching Staff:** Fred Bruney, Defensive Backfield, Marion Campbell, Defensive Line, Art Spinney, Offensive Line.

**AFL All-Stars (11):** LB Tom Addison (3), DT Houston Antwine (1), LB Nick Buoniconiti (1), WR/K Gino Cappelletti (2), DE Bob Dee (2), DE Larry Eisenhauer (2), RB Larry Garron (2), DE Ron Hall (1), G Charlie Long (2), G Billy Neighbors (1), QB Babe Parilli (1).

PASSING	ATT	CMP	YARDS	CMP%	YDS/ATT	TD	TD%	INT	INT%	LG	SK/YDS	RATING
Parilli	337	153	2345	45.4	6.96	13	3.9	24	7.1	771	--/--	52.3
Yewcic	70	29	444	41.4	6.34	4	5.7	5	7.1	571	--/--	52.4
Crawford	2	2	27	100.0	13.5	0	0.0	0	0.0	15	--/--	117.0
Garron	1	0	0	0.0	0.0	0	0.0	0	0.0	0	--/--	0.0
<b>Patriots</b>	<b>410</b>	<b>184</b>	<b>2816</b>	<b>44.9</b>	<b>6.87</b>	<b>17</b>	<b>4.1</b>	<b>29</b>	<b>7.1</b>	<b>771</b>	<b>27/233</b>	<b>52.2</b>
<b>Opps.</b>	<b>476</b>	<b>230</b>	<b>3253</b>	<b>48.3</b>	<b>6.83</b>	<b>21</b>	<b>4.4</b>	<b>29</b>	<b>6.1</b>	<b>741</b>	<b>56/526</b>	<b>60.1</b>



# 1964 FINAL OFFENSIVE STATISTICS (10-3-1)

Head Coach: Mike Holovak (10-3-1) • Second in AFL-East • Home Stadium: Fenway Park

DATE	W/L	SCORE	OPPONENT	ATTENDANCE	RUSHING	NO	YDS	AVG	LG	TD	KICK RETURNS	NO	YOS	AVG	LG	TO
9/13	W	17-14	at Oakland	21,126	Garron	183	585	3.2	16	2	Garrett	32	749	23.4	42	0
9/20	W	33-28	at San Diego	20,568	Burton	102	340	3.3	33	3	Garron	10	198	19.8	31	0
9/27	W	26-10	NY Jets	22,716	Garrett	56	259	4.6	58	2	Burton	7	131	18.7	27	0
10/04	W	39-10	at Denver	15,485	Parilli	34	168	4.9	32	2	Dukes	2	33	16.5	17	0
10/09	L	17-26	San Diego	35,096	Cappelletti	1	7	7.0	7	0	Stephens	2	5	2.5	5	0
10/16	T	43-43	Oakland	23,279	Yewcic	5	2	0.4	2	0	Cloutier	1	46	46.0	46	0
10/23	W	24-7	Kansas City	27,400	<b>Patriots</b>	<b>381</b>	<b>1361</b>	<b>3.6</b>	<b>58</b>	<b>9</b>	Romeo	1	5	5.0	5	0
10/31	L	14-35	at NY Jets	45,003	<b>Opponents</b>	<b>356</b>	<b>1143</b>	<b>3.2</b>	--	<b>10</b>	Oakes	1	0	0.0	0	0
11/06	W	25-24	Houston	28,161	RECEIVING	NO	YDS	AVG	LG	TD	Watson	1	0	0.0	0	0
11/15	W	36-28	at Buffalo	42,308	Cappelletti	49	865	17.7	58t	7	Yates	1	0	0.0	0	0
11/20	W	12-7	Denver	24,979	Graham	45	720	16.0	80t	6	<b>Patriots</b>	<b>58</b>	<b>1167</b>	<b>20.1</b>	<b>46</b>	<b>0</b>
11/29	W	34-17	at Houston	17,560	Garron	40	350	8.8	52t	7	<b>Opponents</b>	<b>70</b>	<b>1637</b>	<b>23.4</b>	<b>93t</b>	<b>1</b>
12/06	W	31-24	at Kansas City	13,166	Colclough	32	657	20.5	59t	5	<b>Sacks:</b> Eisenhauer 7.5, Antwine 5.5, Buoniconti 4.5, Dee 3.5, St. Jean 3.0, Hunt 2.5, Richardson 2.5, Rudolph 2.5, Dukes 2.0, O'Hanley 1.0, Shonta 1.0, Team 2.0.					
12/20	L	14-24	Buffalo	38,021	Burton	27	306	11.3	59t	4	<b>FIELD GOALS</b>	<b>1-19</b>	<b>20-29</b>	<b>30-39</b>	<b>40-49</b>	<b>50+</b>
					Romeo	26	445	17.1	38	4	Cappelletti	6-6	5-6	5-9	8-16	1-2
					Garrett	8	101	12.6	57	0	<b>Patriots</b>	<b>6-6</b>	<b>5-6</b>	<b>5-9</b>	<b>8-16</b>	<b>1-2</b>
					Snyder	11	12	12.0	12	0	<b>Opp.</b>	<b>5-6</b>	<b>0-2</b>	<b>5-8</b>	<b>4-13</b>	<b>0-1</b>
					Crawford	11	11	11.0	11	0						
					<b>Patriots</b>	<b>229</b>	<b>3467</b>	<b>15.1</b>	<b>80t</b>	<b>31</b>						
					<b>Opponents</b>	<b>261</b>	<b>3645</b>	<b>14.0</b>	<b>80t</b>	<b>23</b>						
					<b>INTERCEPTIONS</b>	<b>NO</b>	<b>YDS</b>	<b>AVG</b>	<b>LG</b>	<b>TD</b>						
					Hall	11	148	13.5	50	0						
					Webb	6	43	7.2	25	0						
					Buoniconti	5	75	15.0	26	0						
					O'Hanley	3	120	40.0	47	1						
					Felt	2	10	5.0	8	0						
					Addison	2	4	2.0	4	0						
					Shonta	1	21	21.0	21	0						
					Dukes	1	6	6.0	6	0						
					<b>Patriots</b>	<b>31</b>	<b>427</b>	<b>13.8</b>	<b>50</b>	<b>1</b>						
					<b>Opponents</b>	<b>27</b>	<b>485</b>	<b>18.0</b>	<b>70</b>	<b>1</b>						
					<b>PUNTING</b>	<b>NO</b>	<b>YDS</b>	<b>AVG</b>	<b>LG</b>	<b>BLK</b>						
					Yewcic	73	2787	38.7	63	1						
					Parilli	5	180	36.0	45	0						
					<b>Patriots</b>	<b>78</b>	<b>2967</b>	<b>38.0</b>	<b>63</b>	<b>1</b>						
					<b>Opp.</b>	<b>82</b>	<b>3401</b>	<b>41.5</b>	<b>67</b>	<b>1</b>						

## Team Statistics

		PATS		OPP																																																																																																																																																																																																																																																																																																																																																																																																																																																																																																																																																																																																																																																																																																																																																																																																																																																																																																																																																																																																																																																																																																																																																																																																													
--	--	------	--	-----	--	--	--	--	--	--	--	--	--	--	--	--	--	--	--	--	--	--	--	--	--	--	--	--	--	--	--	--	--	--	--	--	--	--	--	--	--	--	--	--	--	--	--	--	--	--	--	--	--	--	--	--	--	--	--	--	--	--	--	--	--	--	--	--	--	--	--	--	--	--	--	--	--	--	--	--	--	--	--	--	--	--	--	--	--	--	--	--	--	--	--	--	--	--	--	--	--	--	--	--	--	--	--	--	--	--	--	--	--	--	--	--	--	--	--	--	--	--	--	--	--	--	--	--	--	--	--	--	--	--	--	--	--	--	--	--	--	--	--	--	--	--	--	--	--	--	--	--	--	--	--	--	--	--	--	--	--	--	--	--	--	--	--	--	--	--	--	--	--	--	--	--	--	--	--	--	--	--	--	--	--	--	--	--	--	--	--	--	--	--	--	--	--	--	--	--	--	--	--	--	--	--	--	--	--	--	--	--	--	--	--	--	--	--	--	--	--	--	--	--	--	--	--	--	--	--	--	--	--	--	--	--	--	--	--	--	--	--	--	--	--	--	--	--	--	--	--	--	--	--	--	--	--	--	--	--	--	--	--	--	--	--	--	--	--	--	--	--	--	--	--	--	--	--	--	--	--	--	--	--	--	--	--	--	--	--	--	--	--	--	--	--	--	--	--	--	--	--	--	--	--	--	--	--	--	--	--	--	--	--	--	--	--	--	--	--	--	--	--	--	--	--	--	--	--	--	--	--	--	--	--	--	--	--	--	--	--	--	--	--	--	--	--	--	--	--	--	--	--	--	--	--	--	--	--	--	--	--	--	--	--	--	--	--	--	--	--	--	--	--	--	--	--	--	--	--	--	--	--	--	--	--	--	--	--	--	--	--	--	--	--	--	--	--	--	--	--	--	--	--	--	--	--	--	--	--	--	--	--	--	--	--	--	--	--	--	--	--	--	--	--	--	--	--	--	--	--	--	--	--	--	--	--	--	--	--	--	--	--	--	--	--	--	--	--	--	--	--	--	--	--	--	--	--	--	--	--	--	--	--	--	--	--	--	--	--	--	--	--	--	--	--	--	--	--	--	--	--	--	--	--	--	--	--	--	--	--	--	--	--	--	--	--	--	--	--	--	--	--	--	--	--	--	--	--	--	--	--	--	--	--	--	--	--	--	--	--	--	--	--	--	--	--	--	--	--	--	--	--	--	--	--	--	--	--	--	--	--	--	--	--	--	--	--	--	--	--	--	--	--	--	--	--	--	--	--	--	--	--	--	--	--	--	--	--	--	--	--	--	--	--	--	--	--	--	--	--	--	--	--	--	--	--	--	--	--	--	--	--	--	--	--	--	--	--	--	--	--	--	--	--	--	--	--	--	--	--	--	--	--	--	--	--	--	--	--	--	--	--	--	--	--	--	--	--	--	--	--	--	--	--	--	--	--	--	--	--	--	--	--	--	--	--	--	--	--	--	--	--	--	--	--	--	--	--	--	--	--	--	--	--	--	--	--	--	--	--	--	--	--	--	--	--	--	--	--	--	--	--	--	--	--	--	--	--	--	--	--	--	--	--	--	--	--	--	--	--	--	--	--	--	--	--	--	--	--	--	--	--	--	--	--	--	--	--	--	--	--	--	--	--	--	--	--	--	--	--	--	--	--	--	--	--	--	--	--	--	--	--	--	--	--	--	--	--	--	--	--	--	--	--	--	--	--	--	--	--	--	--	--	--	--	--	--	--	--	--	--	--	--	--	--	--	--	--	--	--	--	--	--	--	--	--	--	--	--	--	--	--	--	--	--	--	--	--	--	--	--	--	--	--	--	--	--	--	--	--	--	--	--	--	--	--	--	--	--	--	--	--	--	--	--	--	--	--	--	--	--	--	--	--	--	--	--	--	--	--	--	--	--	--	--	--	--	--	--	--	--	--	--	--	--	--	--	--	--	--	--	--	--	--	--	--	--	--	--	--	--	--	--	--	--	--	--	--	--	--	--	--	--	--	--	--	--	--	--	--	--	--	--	--	--	--	--	--	--	--	--	--	--	--	--	--	--	--	--	--	--	--	--	--	--	--	--	--	--	--	--	--	--	--	--	--	--	--	--	--	--	--	--	--	--	--	--	--	--	--	--	--	--	--	--	--	--	--	--	--	--	--	--	--	--	--	--	--	--	--	--	--	--	--	--	--	--	--	--	--	--	--	--	--	--	--	--	--	--	--	--	--	--	--	--	--	--	--	--	--	--	--	--	--	--	--	--	--	--	--	--	--	--	--	--	--	--	--	--	--	--	--	--	--	--	--	--	--	--	--	--	--	--	--	--	--	--	--	--	--	--	--	--	--	--	--	--	--	--	--	--	--	--	--	--	--	--	--	--	--	--	--	--	--	--	--	--	--	--	--	--	--	--	--	--	--	--	--	--	--	--	--	--	--	--	--	--	--	--	--	--	--	--	--	--	--	--	--	--	--	--	--	--	--	--	--	--	--	--	--	--	--	--	--	--	--	--	--	--	--	--	--	--	--	--	--	--	--	--	--	--	--	--	--	--	--	--	--	--	--	--	--	--	--	--	--	--	--	--	--	--	--	--	--	--	--	--	--	--	--	--	--	--	--	--	--	--	--	--	--	--	--	--	--	--	--	--	--

SCORING	TD	Ru	Pa	Rt	PAT	FG	S	TP
Cappelletti	7	0	7	0	37/37	25/39	0	155
Garron	9	2	7	0	0/0	0/0	0	54
Graham	6	0	6	0	0/0	0/0	0	36
Colclough	5	0	5	0	2/2	0/0	0	34
Burton	5	3	2	0	0/0	0/0	0	30
Romeo	4	0	4	0	0/0	0/0	0	24
Garrett	2	2	0	0	0/0	0/0	0	12
Parilli	2	2	0	0	0/2	0/0	0	12
O'Hanley	1	0	0	1	0/0	0/0	0	6
Rudolph	0	0	0	0	0/0	0/0	1	2
<b>PATRIOTS</b>	<b>41</b>	<b>9</b>	<b>31</b>	<b>1</b>	<b>39/41</b>	<b>25/39</b>	<b>1</b>	<b>365</b>
<b>Opponent</b>	<b>36</b>	<b>10</b>	<b>23</b>	<b>3</b>	<b>34/36</b>	<b>15/30</b>	<b>0</b>	<b>297</b>

2-pt conv.: Cappelletti 1-1, Colclough 2-2, Parilli 0-2, Patriots 3-5, Opp.: 2-3.

PASSING	ATT	CMP	YARDS	CMP%	YDS/ATT	TD	TD%	INT	INT%	LG	SK/YDS	RATING
Parilli	473	228	3465	48.2	7.33	31	6.6	27	5.7	80t	27/279	71.1
Garron	2	0	0	0.0	0.0	0	0.0	0	0.0	0	0/0	--
Yewcic	1	1	2	100.0	2.0	0	0.0	0	0.0	2	0/0	39.6
Cappelletti	0	0	0	0.0	0.0	0	0.0	0	0.0	0	1/11	--
<b>Patriots</b>	<b>476</b>	<b>229</b>	<b>3467</b>	<b>48.1</b>	<b>7.28</b>	<b>31</b>	<b>6.5</b>	<b>27</b>	<b>5.7</b>	<b>80t</b>	<b>29/301</b>	<b>70.4</b>
<b>Opps.</b>	<b>530</b>	<b>261</b>	<b>3645</b>	<b>49.2</b>	<b>6.88</b>	<b>23</b>	<b>4.3</b>	<b>31</b>	<b>5.8</b>	<b>80t</b>	<b>47/428</b>	<b>61.9</b>



# 1965 FINAL OFFENSIVE STATISTICS (4-8-2)

Head Coach: Mike Holovac (4-8-2) • Third in AFL-East • Home Stadium: Fenway Park

DATE	W/L	SCORE	OPPONENT	ATTENDANCE
9/11	L	7-24	at Buffalo	45,502
9/19	L	10-31	at Houston	32,445
9/24	L	10-27	Denver	26,782
10/03	L	17-24	at Kansas City	26,773
10/08	L	10-24	Oakland	24,824
10/17	T	13-13	San Diego	20,924
10/24	L	21-30	at Oakland	20,858
10/31	W	22-6	at San Diego	33,366
11/07	L	7-23	Buffalo	24,415
11/14	L	20-30	NY Jets	18,589
11/21	T	10-10	Kansas City	13,056
11/28	W	27-23	at NY Jets	59,334
12/12	W	28-20	at Denver	27,207
12/18	W	42-14	Houston	14,508

## Team Statistics

	PATS	OPP
<b>TOTAL FIRST DOWNS</b>	<b>214</b>	<b>232</b>
By Rushing	55	92
By Passing	130	127
By Penalty	29	13
<b>TOTAL NET YARDS</b>	<b>3624</b>	<b>4131</b>
Avg. per Game	258.9	295.1
Total Offensive Plays	883	886
Avg. per Play	4.1	4.7
<b>NET YARDS RUSHING</b>	<b>1117</b>	<b>1531</b>
Total Rushing Plays	373	425
Avg. per Rush	3.0	3.6
Avg. per Game	79.8	109.4
<b>NET YARDS PASSING</b>	<b>2507</b>	<b>2600</b>
Avg. per Game	179.1	185.7
Sacks/Yards Lost	37/347	30/291
Gross Yards Passing	2854	2891
Att./Completions	473/193	431/206
Completion Pct.	40.8	47.8
Had Intercepted	29	21
<b>PUNTS/AVERAGE</b>	<b>82/40.1</b>	<b>78/42.1</b>
<b>PENALTIES/YARDS</b>	<b>58/537</b>	<b>72/658</b>
<b>FUMBLES/BALLS LOST</b>	<b>24/12</b>	<b>24/9</b>
<b>TOUCHDOWNS</b>	<b>27</b>	<b>34</b>
Rushing	8	10
Passing	19	17
Returns	0	7
<b>Score by Periods</b>	<b>1 2 3 4 OT</b>	<b>Total</b>
Patriots	39 98 46 61	- 244
Opponents	60 87 62 93	- 302

SCORING	TD	R	Pa	Rt	PAT	FG	S	TP
Cappelletti	9	0	0	27/27	17/27	0	132	
Nance	5	5	0	0	0	0	30	
Burton	3	1	2	0	0	0	18	
Colclough	3	0	3	0	0	0	18	
Garrett	3	1	2	0	0	0	18	
Romeo	2	0	2	0	0	0	12	
Garron	2	1	1	0	0	0	12	
Cunningham	0	0	0	0	0	1	2	
Team	0	0	0	0	0	1	2	
<b>PATRIOTS</b>	<b>27</b>	<b>8</b>	<b>19</b>	<b>0</b>	<b>27/27</b>	<b>17/27</b>	<b>2</b>	<b>244</b>
<b>Opponent</b>	<b>34</b>	<b>10</b>	<b>17</b>	<b>7</b>	<b>28/28</b>	<b>22/40</b>	<b>0</b>	<b>302</b>

2-pt conv: Pats 0-0; Opp. 2-6 (1-4 pass; 1-2 run)

RUSHING	NO	YOS	AVG	LG	TD
Nance	111	321	2.9	20	5
Garron	74	259	3.5	59	1
Parilli	50	200	4.0	17	0
Garrett	42	147	3.5	26	1
Burton	45	108	2.4	22	1
Bellino	24	49	2.0	10	0
Johnson	19	29	1.5	9	0
Wilson	8	4	0.5	17	0
<b>Patriots</b>	<b>373</b>	<b>1117</b>	<b>3.0</b>	<b>59</b>	<b>8</b>
<b>Opponents</b>	<b>425</b>	<b>1531</b>	<b>3.6</b>	<b>63</b>	<b>10</b>

RECEIVING	NO	YDS	AVG	LG	TD
Colclough	40	677	16.9	41	3
Cappelletti	37	680	18.4	57	9
Graham	25	316	12.6	33	0
Whalen	22	381	17.3	67	0
Garron	15	222	14.8	52	1
Romeo	15	203	13.5	36	2
Nance	12	83	6.9	22	0
Burton	10	127	12.7	73	1
Garrett	7	49	7.0	15	2
Bellino	5	74	14.8	20	0
Johnson	4	29	7.3	23	0
Yewcic	1	13	13.0	13	0
<b>Patriots</b>	<b>193</b>	<b>2854</b>	<b>14.8</b>	<b>73</b>	<b>17</b>
<b>Opponents</b>	<b>206</b>	<b>2891</b>	<b>14.0</b>	<b>85</b>	<b>19</b>

INTERCEPTIONS	NO	YDS	AVG	LG	TD
Hall	3	35	11.7	29	0
Buoniconti	3	31	10.3	26	0
Shonta	2	46	23.0	27	0
Webb	2	45	22.5	45	0
Cunningham	2	16	8.0	10	0
Hennessey	2	14	7.0	14	0
Graves	2	0	0.0	0	0
Farmer	1	16	16.0	16	0
Addison	1	13	13.0	13	0
Dukes	1	10	10.0	10	0
O'Hanley	1	5	5.0	5	0
Antwine	1	2	2.0	2	0
<b>Patriots</b>	<b>21</b>	<b>233</b>	<b>11.1</b>	<b>45</b>	<b>0</b>
<b>Opponents</b>	<b>29</b>	<b>365</b>	<b>12.6</b>	<b>38</b>	<b>4</b>

PUNTING	NO	YOS	AVG	LG	BLK
Yewcic	76	3094	40.7	70	2
Wilson	6	194	36.0	49	1
<b>Patriots</b>	<b>82</b>	<b>3288</b>	<b>40.1</b>	<b>70</b>	<b>3</b>
<b>Opp.</b>	<b>78</b>	<b>3281</b>	<b>42.1</b>	<b>64</b>	<b>0</b>

PUNT RETURNS	NO	FC	YDS	AVG	LG	TD
Burton	15	0	61	4.1	12	0
Cunningham	5	0	35	7.0	13	0
Hennessey	5	0	21	4.2	9	0
Garrett	1	0	19	19.0	19	0
Nance	1	0	16	16.0	16	0
<b>Patriots</b>	<b>27</b>	<b>0</b>	<b>152</b>	<b>5.6</b>	<b>19</b>	<b>0</b>
<b>Opponents</b>	<b>33</b>	<b>0</b>	<b>232</b>	<b>7.0</b>	<b>41</b>	<b>0</b>

KICK RETURNS	NO	YDS	AVG	LG	TD
Cunningham	17	374	22.0	45	0
Garrett	12	232	19.3	25	0
Burton	7	188	26.9	39	0
Bellino	7	138	19.7	26	0
Garron	5	141	28.2	36	0
Dukes	3	45	15.0	20	0
Nance	3	40	13.3	19	0
Johnson	2	29	14.5	16	0
Rudolph	1	4	4.0	4	0
Canale	2	0	0.0	0	0
Pyne	1	0	0.0	0	0
<b>Patriots</b>	<b>60</b>	<b>1191</b>	<b>19.9</b>	<b>45</b>	<b>0</b>
<b>Opponents</b>	<b>41</b>	<b>946</b>	<b>23.1</b>	<b>102</b>	<b>1</b>

**0 Sacks:** Eisenhower 9.5, Antwine 3.5, Hunt 3.0, Buoniconti 2.0, Pyne 2.0, St. Jean 2.0, Addison 1.0, Hall 1.0, Dukes 0.5, Long 0.5, Team 2.0.

**FIELD GOALS** 1-19 20-29 30-39 40-49 50+  
 2 Cappelletti 5/5 4/7 7/11 0/2 1/2  
 2 Patriots 5/5 4/7 7/11 0/2 1/2  
 0 Opp. 11/11 3/5 5/14 3/8 0/2  
 0 Cappelletti (47n) (33G,38n,25b) (16G) (18G) (13G) (21G,26b,22G) (-) (36n,30G, 33G) (29n) (35n,30G,30G,42n) (17G) (33G,53G) (-) (36n,20G,50n,10G, 24G, 31G).

**Opponents:** (34n,36G,30b) (36n,36b, 45G) (30G,18G) (14G,48G,43n,51n,36n) (47n,39n,38G,37n) (40G,42n,10G) (22G) 34n,19G,9G) (49n,42n) (28G,16G,32G) (16G,19G,14G) (50n,32G,37n) (25n,14G, 13G,26G)(27b) (-)

**Editors Note:** Due to insufficient data, the starting line-ups from 1960-67 are incomplete.

**1965 Coaching Staff:** Jesse Richardson, Defensive Line, Art Spinney, Offensive Line, Chuck Weber, Defensive Line/ Backfield.

**AFL All-Stars (4):** DT Houston Antwine (3), LB Nick Buoniconti (3), DE Bob Dee (4), C Jon Morris (2).

PASSING	ATT	CMP	YARDS	CMP%	YDS/ATT	TD	TD%	INT	INT%	LG	SK/YDS	RATING
Parilli	426	173	2597	40.6	6.10	18	4.2	26	6.1	73	-/-	49.9
Wilson	46	20	257	43.5	5.59	1	2.2	3	6.5	30	-/-	41.9
Yewcic	1	0	0	0.0	0.00	0	0.0	0	0.0	0	-/-	--
<b>Patriots</b>	<b>473</b>	<b>193</b>	<b>2854</b>	<b>40.8</b>	<b>6.03</b>	<b>19</b>	<b>4.0</b>	<b>29</b>	<b>6.1</b>	<b>73</b>	<b>37/347</b>	<b>49.1</b>
<b>Opps.</b>	<b>431</b>	<b>206</b>	<b>2891</b>	<b>47.8</b>	<b>6.71</b>	<b>17</b>	<b>3.9</b>	<b>21</b>	<b>4.9</b>	<b>85</b>	<b>30/291</b>	<b>62.5</b>



# 1966 FINAL OFFENSIVE STATISTICS (8-4-2)

Head Coach: Mike Holovak (8-4-2) • Second in AFL East • Home Stadium: Fenway Park

DATE	W/L	SCORE	OPPONENT	ATTENDANCE
9/10	L	0-24	at San Diego	29,539
9/18	W	24-10	at Denver	25,337
9/25	L	24-43	Kansas City	22,641
10/02	T	24-24	NY Jets	27,255
10/08	W	20-10	at Buffalo	45,542
10/23	W	35-17	San Diego	32,371
10/30	W	24-21	Oakland	26,941
11/06	L	10-17	Denver	18,154
11/13	W	27-21	Houston	23,426
11/20	T	27-27	at Kansas City	41,475
11/27	W	20-14	at Miami	22,754
12/04	W	14-3	Buffalo	39,350
12/11	W	38-14	at Houston	17,100
12/17	L	28-38	at NY Jets	58,921

## Team Statistics

	PATS	OPP
<b>TOTAL FIRST DOWNS</b>	<b>243</b>	<b>243</b>
By Rushing	100	68
By Passing	121	153
By Penalty	22	22
Third Down: Md/Att.	-	-
<b>TOTAL NET YARDS</b>	<b>4536</b>	<b>4491</b>
Avg. per Game	324.0	320.8
Total Offensive Plays	889	900
Avg. per Play	5.1	5.0
<b>NET YARDS RUSHING</b>	<b>1963</b>	<b>1135</b>
Total Rushing Plays	471	369
Avg. per Rush	4.2	3.1
Avg. per Game	140.2	81.1
<b>NET YARDS PASSING</b>	<b>2573</b>	<b>3356</b>
Avg. per Game	183.8	239.7
Sacked/Yards Lost	25/211	22/209
Gross Yards Passing	2784	3565
Att./Completions	393/186	509/247
Completion Pct.	47.3	48.5
Had Intercepted	21	22
<b>PUNTS/AVERAGE</b>	<b>76/36.5</b>	<b>86/38.5</b>
<b>PENALTIES/YARDS</b>	<b>64/601</b>	<b>76/757</b>
<b>FUMBLES/BALLS LOST</b>	<b>25/13</b>	<b>30/15</b>
<b>TOUCHDOWNS</b>	<b>38</b>	<b>36</b>
Rushing	17	7
Passing	20	26
Returns	1	3
<b>Score by Periods</b>	<b>1 2 3 4 OT Total</b>	
Patriots	58 111 89 57 -	315
Opponents	64 58 61 100 -	283
<b>SCORING</b>	<b>TO Ru Pa Ri PAT FG S TP</b>	
Cappelletti	6 0 6 0 35/36 16/32 0 119	
Nance	11 11 0 0 0 0 0 66	
Garron	9 4 5 0 0 0 0 54	
Graham	4 0 4 0 0 0 0 24	
Whalen	4 0 4 0 0 0 0 24	
Cappadonna	1 1 0 0 1/1 0 0 8	
Bellino	1 0 1 0 0 0 0 6	
Hunt	1 0 0 1 0 0 0 6	
Parilli	1 1 0 0 0 0 0 6	
Romeo	0 0 0 0 1/1 0 0 2	
<b>Patriots</b>	<b>38 17 20 1 37/38 16/32 0 315</b>	
<b>Opponent</b>	<b>36 7 26 3 34/36 11/26 0 283</b>	

2-pt conv.: Cappadonna 1-1, Romeo 1-1. Pats 2-2; opp. 0-0.

RUSHING	NO	YDS	AVG	LG	TD	KICK RETURNS	NO	YDS	AVG	LG	TD
Nance	299	1458	4.9	65t	11	Bellino	18	410	22.8	43	0
Garron	101	319	3.2	54	4	Cunningham	17	371	21.8	39	0
Cappadonna	22	88	4.0	13	1	Purvis	8	185	23.1	34	0
Parilli	28	42	1.5	17	1	Cappadonna	3	46	15.3	17	0
Huarte	7	40	5.7	13	0	Garron	2	49	24.5	29	0
Garrett	13	21	1.6	5	0	Johnson, B.	2	45	22.5	23	0
Yewcic	1	-5	-5.0	-5	0	Singer	1	27	27.0	27	0
<b>Patriots</b>	<b>471</b>	<b>1963</b>	<b>4.2</b>	<b>65t</b>	<b>17</b>	<b>Mangum</b>	<b>1</b>	<b>8</b>	<b>8.0</b>	<b>8</b>	<b>0</b>
<b>Opponents</b>	<b>369</b>	<b>1135</b>	<b>3.1</b>	<b>61</b>	<b>7</b>	<b>Colclough</b>	<b>1</b>	<b>2</b>	<b>2.0</b>	<b>2</b>	<b>0</b>

RECEIVING	NO	YDS	AVG	LG	TD	Patriots	NO	YDS	AVG	LG	TD
Graham	51	673	13.2	42	4	<b>Opponents</b>	<b>46</b>	<b>988</b>	<b>21.5</b>	<b>62</b>	<b>0</b>
Cappelletti	43	676	15.7	63t	6						
Garron	30	416	13.9	61t	5	<b>Sacks:</b>	Hunt 9.0, Eisenhauer 4.5, Dee 2.5,				
Whalen	29	502	17.3	45	4	Addison 2.0, Farmer 2.0, Antwine 1.5, Fraser 1.5,					
Colclough	16	284	17.8	32	0	Team 1.0.					
Nance	8	103	12.9	45	0						
Bellino	6	77	12.8	25t	1	<b>FIELD GOALS</b>	<b>1-19</b>	<b>20-29</b>	<b>30-39</b>	<b>40-49</b>	<b>50+</b>
Romeo	2	46	23.0	29	0	Cappelletti	6/6	1/4	6/9	3/11	0/2
Garrett	1	7	7.0	7	0	<b>Patriots</b>	<b>6/6</b>	<b>1/4</b>	<b>6/9</b>	<b>3/11</b>	<b>0/2</b>
<b>Patriots</b>	<b>186</b>	<b>2784</b>	<b>15.0</b>	<b>63t</b>	<b>20</b>	<b>Opp.</b>	<b>6/6</b>	<b>1/5</b>	<b>2/7</b>	<b>2/7</b>	<b>0/1</b>
<b>Opponents</b>	<b>247</b>	<b>3565</b>	<b>14.4</b>	<b>77t</b>	<b>26</b>						

INTERCEPTIONS	NO	YDS	AVG	LG	TD
Hall	6	159	26.5	87	0
Hennessey	6	99	16.5	33	0
Buoniconti	4	43	10.8	41	0
Felt	2	35	17.5	32	0
Shonta	1	9	9.0	9	0
Fraser	1	3	3.0	3	0
Graves	1	0	0.0	0	0
Webb	1	0	0.0	0	0
<b>Patriots</b>	<b>22</b>	<b>348</b>	<b>15.8</b>	<b>87</b>	<b>0</b>
<b>Opponents</b>	<b>21</b>	<b>204</b>	<b>9.7</b>	<b>32t</b>	<b>2</b>

PUNTING	NO	YOS	AVG	LG	BLK
Fraser	55	2044	37.2	68	2
Yewcic	21	732	34.9	49	1
<b>Patriots</b>	<b>76</b>	<b>2776</b>	<b>36.5</b>	<b>68</b>	<b>3</b>
<b>Opp.</b>	<b>86</b>	<b>3312</b>	<b>38.5</b>	<b>60</b>	<b>1</b>

PUNT RETURNS	NO	FC	YDS	AVG	LG	TD
Hennessey	7	0	39	5.6	11	0
Johnson	7	0	37	5.3	12	0
Purvis	5	0	43	8.6	18	0
Bellino	4	0	19	4.8	13	0
Graves	1	0	5	5.0	5	0
<b>Patriots</b>	<b>24</b>	<b>0</b>	<b>143</b>	<b>6.0</b>	<b>18</b>	<b>0</b>
<b>Opponents</b>	<b>20</b>	<b>0</b>	<b>127</b>	<b>6.4</b>	<b>21</b>	<b>1</b>

**1966 Coaching Staff:** Rommie Loudd, Linebackers, Jesse Richardson, Defensive Line, Art Spinney, Offensive Line, Chuck Weber, Defensive Line/Backfield.

**AFL All-Stars (11):** DT Houston Antwine (4), LB Nick Buoniconti (4), WR/K Gino Cappelletti (4), DE Larry Eisenhauer (4), DT Jim Lee Hunt (2), C Jon Morris (3), FB Jim Nance (1), T Tom Neville (1), QB Babe Parilli (3), DB Chuck Shonta (1), G Len St. Jean.

PASSING	ATT	CMP	YARDS	CMP%	YDS/ATT	TD	TD%	INT	INT%	LG	SK/YDS	RATING
Parilli	382	181	2721	47.4	7.12	20	5.2	20	5.2	63t	-/-	66.9
Huarte	11	5	63	45.5	5.73	0	0.0	1	9.0	17	-/-	26.4
<b>Patriots</b>	<b>393</b>	<b>186</b>	<b>2784</b>	<b>47.3</b>	<b>7.08</b>	<b>20</b>	<b>5.1</b>	<b>21</b>	<b>5.3</b>	<b>63t</b>	<b>25/211</b>	<b>65.9</b>
<b>Opps.</b>	<b>509</b>	<b>247</b>	<b>3565</b>	<b>48.5</b>	<b>7.00</b>	<b>26</b>	<b>5.1</b>	<b>22</b>	<b>4.3</b>	<b>77t</b>	<b>22/209</b>	<b>70.8</b>



# 1967 FINAL OFFENSIVE STATISTICS (3-10-1)

Head Coach: Mike Holovak (3-10-1) • Fifth in AFL-East • Home Stadium: Fenway Park

DATE	W/L	SCORE	OPPONENT	ATTENDANCE
9/03	L	21-26	at Denver	35,488
9/09	L	14-28	at San Diego	39,227
9/17	L	7-35	at Oakland	26,289
9/24	W	23-0	at Buffalo	45,748
10/08	T	31-31	at San Diego	23,620
10/15	W	41-10	Miami	23,955
10/22	L	14-48	Oakland	25,057
10/29	L	23-30	at NY Jets	62,784
11/05	W	18-7	Houston	19,422
11/12	L	10-33	Kansas City	23,010
11/19	L	24-29	NY Jets	26,790
11/26	L	6-27	at Houston	28,044
12/09	L	16-44	Buffalo	20,627
12/17	L	32-41	at Miami	25,969

## Team Statistics

	PATS	OPP
<b>TOTAL FIRST DOWNS</b>	<b>219</b>	<b>219</b>
By Rushing	80	61
By Passing	120	138
By Penalty	19	20
<b>TOTAL NET YARDS</b>	<b>4027</b>	<b>4206</b>
Avg. per Game	287.6	300.4
Total Offensive Plays	870	871
Avg. per Play	4.6	4.8
<b>NET YARDS RUSHING</b>	<b>1604</b>	<b>1350</b>
Total Rushing Plays	391	417
Avg. per Rush	4.1	3.2
Avg. per Game	114.6	96.4
<b>NET YARDS PASSING</b>	<b>2423</b>	<b>2856</b>
Avg. per Game	173.1	204.0
Sacked/Yards Lost	45/361	31/267
Gross Yards Passing	2784	3123
Att./Completions	434/191	423/211
Completion Pct.	44.0	49.9
Had Intercepted	32	17
<b>PUNTS/AVERAGE</b>	<b>65/40.5</b>	<b>73/41.9</b>
<b>PENALTIES/YARDS</b>	<b>59/520</b>	<b>70/722</b>
<b>FUMBLES/BALLS LOST</b>	<b>37/22</b>	<b>26/15</b>
<b>TOUCHDOWNS</b>	<b>33</b>	<b>48</b>
Rushing	10	12
Passing	20	28
Returns	3	8
<b>Score by Periods</b>	<b>1 2 3 4 OT Total</b>	<b>1 2 3 4 OT Total</b>
Patriots	74 81 60 65	280
Opponents	76 139 66 108	389
<b>SCORING</b>	<b>TD Ru Pa RT PAT FG S TP</b>	<b>TD Ru Pa RT PAT FG S TP</b>
Cappelletti	3 0 3 0 29/30	16/31 0 95
Nance	8 7 1 0 0 0	0 0 48
Garron	5 0 5 0 0 0	0 0 30
Whalen	5 0 5 0 0 0	0 0 30
Graham	4 0 4 0 0 0	0 0 24
Trull	3 3 0 0 0 0	0 0 18
Cappadonna	1 0 1 0 0 0	0 0 6
Charles	1 0 0 1 0 0	0 0 6
Cunningham	1 0 0 1 0 0	0 0 6
Garrett	1 0 0 1 0 0	0 0 6
Leo	1 0 1 0 0 0	0 0 6
Buoniconti	0 0 0 0 0 0	1 2
Hunt	0 0 0 0 0 0	1 2
Canale	0 0 0 0 1/1	0 0 1
<b>PATRIOTS</b>	<b>33 10 20 3 30/31</b>	<b>16/31 2 280</b>
<b>Opponent</b>	<b>48 12 28 8 44/45</b>	<b>19/31 0 389</b>

2-pt. Conversions: Patriots 0-2, Opp. 0-2.

RUSHING	No	Yds	Avg	Lg	TD
Nance	269	1216	4.5	53	7
Garron	46	163	3.5	20	0
Cappadonna	28	100	3.6	11	0
Parilli	14	61	4.4	18	0
Trull	19	35	1.8	10	3
Bellino	6	15	2.5	10	0
Leo	1	7	7.0	7	0
Garrett	5	7	1.4	8	0
Huarte	2	5	2.5	4	0
Graham	1	-5	-5.0	-5	0
<b>Patriots</b>	<b>391</b>	<b>1604</b>	<b>4.1</b>	<b>53</b>	<b>10</b>
<b>Opponents</b>	<b>417</b>	<b>1350</b>	<b>3.2</b>	<b>67</b>	<b>12</b>

RECEIVING	No	YDS	AVG	LG	TD
Graham	41	606	14.8	79t	4
Whalen	39	651	16.7	41t	5
Cappelletti	35	397	11.3	35	3
Garron	30	507	16.9	66	5
Nance	22	196	8.9	36	1
Colclough	14	263	18.8	52	0
Cappadonna	6	104	17.3	42	1
Leo	1	25	25.0	25t	1
Nichols	1	19	19.0	19	0
Garrett	1	12	12.0	12	0
Romeo	1	4	4.0	4	0
<b>Patriots</b>	<b>191</b>	<b>2784</b>	<b>14.6</b>	<b>79t</b>	<b>20</b>
<b>Opponents</b>	<b>211</b>	<b>3123</b>	<b>10.1</b>	<b>75t</b>	<b>28</b>

INTERCEPTIONS	NO	YDS	AVG	LG	TD
Webb	4	91	22.8	41	0
Buoniconti	4	7	1.8	7	0
Shonta	3	57	19.0	28	0
Mitchell	3	9	3.0	9	0
Cunningham, J.	1	54	54.0	54	0
Charles	1	35	35.0	35t	0
Hall	1	4	4.0	4	0
<b>Patriots</b>	<b>17</b>	<b>257</b>	<b>15.1</b>	<b>54t</b>	<b>2</b>
<b>Opponents</b>	<b>32</b>	<b>640</b>	<b>20.0</b>	<b>68t</b>	<b>7</b>

PUNTING	NO	YDS	AVG	LG	BLK
Swanson	65	2632	40.5	62	0
<b>Patriots</b>	<b>65</b>	<b>2632</b>	<b>40.5</b>	<b>62</b>	<b>0</b>
<b>Opp.</b>	<b>73</b>	<b>3062</b>	<b>41.9</b>	<b>60</b>	<b>1</b>

PUNT RETURNS	NO	FC	YDS	AVG	LG	TD
Bellino	15	8	129	8.6	18	0
Cunningham, J.	17	5	105	6.2	44	0
Johnson	6	1	124	20.7	52	0
Leo	5	0	54	10.8	43	0
<b>Patriots</b>	<b>43</b>	<b>14</b>	<b>412</b>	<b>9.6</b>	<b>52</b>	<b>0</b>
<b>Opponents</b>	<b>31</b>	<b>12</b>	<b>252</b>	<b>8.1</b>	<b>39</b>	<b>0</b>

KICK RETURNS	NO	YDS	AVG	LG	TD
Cunningham	30	627	20.9	41	0
Bellino	18	357	19.8	32	0
Leo	11	232	21.1	31	0
Garrett	4	73	18.3	20	0
Garron	3	73	24.3	26	0
Cappadonna	3	26	14.5	20	0
Singer	2	29	14.5	20	0
Ilg	1	10	10.0	10	0
Johnson	1	9	9.0	9	0
<b>Patriots</b>	<b>73</b>	<b>1436</b>	<b>19.7</b>	<b>41</b>	<b>0</b>
<b>Opponents</b>	<b>45</b>	<b>946</b>	<b>21.0</b>	<b>51</b>	<b>0</b>

**Sacks:** Antwine 6.0, Eisenhauer 6.0, Hunt 5.0, Dee 2.5, Buoniconti 1.0, Ilg 1.0, Satcher 1.0, Shonta 1.0, Philpott 0.5, Team 2.0.

FIELD GOALS	1-19	20-29	30-39	40-49	50+
Cappelletti	4/6	3/4	3/6	6/11	0/4
<b>Patriots</b>	<b>4/6</b>	<b>3/4</b>	<b>3/6</b>	<b>6/11</b>	<b>0/4</b>
<b>Opp.</b>	<b>7/8</b>	<b>6/7</b>	<b>4/6</b>	<b>2/9</b>	<b>0/1</b>

**Cappelletti:** (-) (38n) (-) (33G,23G,49n, 20n,44n,44n,45G) (37n,51n,41G) (36n, 17b) (-) (14G,42G,33G) (50n,40G,13b, 12G,18G) (47n,24G) (14G) (40G,50n, 51n,30G) (40n) (41G,20G).

**Opponents:** (20G,9G) (45n,50n,42n) (-) (49n,20n,39n) (32G,49n) (34G,35n) (12G, 24G) (41n,14G,21G,26G,15n) (-) (33G,36G) (40G,49n) (44G,47n,23G) (12G,11G,23G) (13G,13G).

**Editors Note:** Due to insufficient data, the starting line-ups from 1960-67 are incomplete.

**1967 Coaching Staff:** Rommie Loud, Linebackers, Jesse Richardson, Defensive Line, Art Spinney, Offensive Line, Chuck Weber, Defensive Line/Backfield.

**AFL All-Stars (7):** DT Houston Antwine (5), LB Nick Buoniconti (5), RB Larry Garron (4), DT Jim Lee Hunt (3), C Jon Morris (4), FB Jim Nance (2), T Don Oakes (1).

PASSING	ATT	CMP	YARDS	CMP%	YDS/ATT	TD	TD%	INT	INT%	LG	SK/YDS	RATING
Parilli	344	161	2317	46.8	6.74	19	5.5	24	7.0	79t	29/250	58.3
Trull	81	27	442	33.3	5.46	1	1.2	7	8.6	52	11/75	20.8
Huarte	9	3	25	33.3	2.78	0	0.0	1	11.1	15	5/36	2.8
<b>Patriots</b>	<b>434</b>	<b>191</b>	<b>2784</b>	<b>44.0</b>	<b>6.41</b>	<b>20</b>	<b>4.6</b>	<b>32</b>	<b>7.4</b>	<b>79t</b>	<b>45/361</b>	<b>50.0</b>
<b>Opps.</b>	<b>423</b>	<b>211</b>	<b>3123</b>	<b>49.9</b>	<b>7.38</b>	<b>28</b>	<b>6.6</b>	<b>17</b>	<b>4.0</b>	<b>75t</b>	<b>31/267</b>	<b>79.8</b>



# 1968 FINAL OFFENSIVE STATISTICS (4-10)

Head Coach: Mike Holovak (4-10) • Fourth in AFL East • Home Stadium: Fenway Park

DATE	W/L	SCORE	OPPONENT	ATTENDANCE
9/08	W	16-7	at Buffalo	38,865
9/22	L	31-47	*NY Jets	29,192
9/29	W	20-17	at Denver	37,024
10/06	L	10-41	at Oakland	44,253
10/13	L	0-16	Houston	32,502
10/20	W	23-6	Buffalo	21,082
10/27	L	14-48	at NY Jets	62,351
11/03	L	14-35	Denver	18,304
11/10	L	17-27	San Diego	19,278
11/17	L	17-31	at Kansas City	48,271
11/24	L	10-34	Miami	18,305
12/01	W	33-14	Cincinnati	17,796
12/08	L	7-38	at Miami	24,242
12/15	L	17-45	at Houston	34,198
* at Birmingham, AL				

## Team Statistics

	PATS	OPP
<b>TOTAL FIRST DOWNS</b>	<b>181</b>	<b>237</b>
By Rushing	69	86
By Passing	94	123
By Penalty	18	28
<b>TOTAL NET YARDS</b>	<b>3127</b>	<b>4415</b>
Avg. per Game	223.4	315.4
Total Offensive Plays	868	922
Avg. per Play	3.6	4.8
<b>NET YARDS RUSHING</b>	<b>1362</b>	<b>1825</b>
Total Rushing Plays	421	479
Avg. per Rush	3.2	3.8
Avg. per Game	97.3	130.4
<b>NET YARDS PASSING</b>	<b>1765</b>	<b>2590</b>
Avg. per Game	126.1	185.0
Sacked/Yards Lost	38/356	27/236
Gross Yards Passing	2121	2826
Att./Completions	409/160	416/200
Completion Pct.	39.1	48.1
Had Intercepted	33	23
<b>PUNTS/AVERAGE</b>	<b>96/39.9</b>	<b>81/40.5</b>
<b>PENALTIES/YARDS</b>	<b>67/682</b>	<b>70/874</b>
<b>FUMBLES/BALLS LOST</b>	<b>28/20</b>	<b>37/17</b>
<b>TOUCHDOWNS</b>	<b>26</b>	<b>49</b>
Rushing	8	22
Passing	16	20
Returns	2	7
<b>Score by Periods</b>	<b>1 2 3 4 OT Total</b>	
Patriots	45 57 65 62 -	229
Opponents	83 111 89 123 -	406

SCORING	TD	Ru	Pa	Rt	PAT	FG	S	TP
Cappelletti	2	0	2	0	26/26	15/27	0	83
Whalen	7	0	7	0	0	0	0	42
Marsh	4	0	4	0	0	0	0	24
Nance	4	4	0	0	0	0	0	24
Gamble	2	1	1	0	0	0	0	12
Thomas	2	2	0	0	0	0	0	12
Garron	1	1	0	0	0	0	0	6
Graham	1	0	1	0	0	0	0	6
Philpott	1	0	0	1	0	0	0	6
Scarpitto	1	0	1	0	0	0	0	6
Witt	1	0	0	1	0	0	0	6
Satcher	0	0	0	0	0	0	1	2
Patriots	26	8	16	2	26/26	15/27	1	229
Opponent	49	22	20	7	49/49	21/31	0	406

2-Pt. Conversions: Patriots 0-0, Opp. 0-0.

RUSHING	NO	YDS	AVG	LG	TD
Nance	177	593	3.4	30t	4
Gamble	78	311	4.0	45t	1
Thomas	88	215	2.4	25t	2
Garron	36	97	2.7	18	1
Sherman	25	80	3.2	17	0
Taliaferro	8	51	6.4	21	0
Marsh	4	8	2.0	11	0
Johnson	2	6	3.0	6	0
Cappelletti	1	2	2.0	2	0
Whalen	1	0	0.0	0	0
Corcoran	1	-1	-1.0	-1	0
<b>Patriots</b>	<b>421</b>	<b>1362</b>	<b>3.2</b>	<b>45t</b>	<b>8</b>
<b>Opponents</b>	<b>479</b>	<b>1825</b>	<b>3.8</b>	<b>55t</b>	<b>22</b>

RECEIVING	NO	YDS	AVG	LG	TD
Whalen	47	718	15.3	87t	7
Marsh	19	331	17.4	70t	4
Murphy	18	268	14.9	26	0
Graham	16	242	15.1	34	1
Nance	14	51	3.6	13	0
Cappelletti	13	182	14.0	30	2
Gamble	11	55	5.0	16	1
Thomas	10	85	8.5	32	0
Colclough	8	136	17.0	44	0
Scarpitto	2	49	24.5	33t	1
Garron	1	4	4.0	4	0
Canale	1	0	0.0	0	0
<b>Patriots</b>	<b>160</b>	<b>2121</b>	<b>13.3</b>	<b>87t</b>	<b>16</b>
<b>Opponents</b>	<b>200</b>	<b>2826</b>	<b>14.1</b>	<b>90t</b>	<b>20</b>

INTERCEPTIONS	NO	YDS	AVG	LG	TD
Mitchell	7	41	5.9	20	0
Philpott	4	31	7.8	17	0
Buoniconiti	3	22	7.3	14	0
Funchess	2	33	16.5	19	0
McMahon	2	27	13.5	27	0
Charles	1	29	29.0	29	0
Cheyunski	1	21	21.0	21	0
Johnson	1	11	11.0	11	0
Witt	1	4	4.0	4t	1
Satcher	1	1	1.0	1	0
<b>Patriots</b>	<b>23</b>	<b>220</b>	<b>9.6</b>	<b>29t</b>	<b>1</b>
<b>Opponents</b>	<b>33</b>	<b>510</b>	<b>15.5</b>	<b>94t</b>	<b>3</b>

PUNTING	NO	YDS	AVG	LG	BLK
Swanson	62	2449	39.5	57	2
Scarpitto	34	1382	40.6	87	2
<b>Patriots</b>	<b>96</b>	<b>3831</b>	<b>39.9</b>	<b>87</b>	<b>4</b>
<b>Opp.</b>	<b>81</b>	<b>3280</b>	<b>40.5</b>	<b>65</b>	<b>0</b>

PUNT RETURNS	NO	FC	YDS	AVG	LG	TD
Porter	22	5	135	6.1	24	0
Johnson, B.	10	8	34	3.4	9	0
Leo	2	0	12	6.0	8	0
Graham	2	3	11	5.5	6	0
Johnson, D.	1	3	5	5.0	5	0
<b>PATRIOTS</b>	<b>37</b>	<b>19</b>	<b>197</b>	<b>5.3</b>	<b>24</b>	<b>0</b>
<b>OPPONENTS</b>	<b>59</b>	<b>13</b>	<b>502</b>	<b>8.5</b>	<b>76T</b>	<b>1</b>

**Sacks:** Antwine 7.5, Philpott 4.0, Byrd 3.5, Buoniconiti 3.0, Witt 3.0, Hunt 1.5, Cheyunski 1.0, Toner 1.0, Eisenhauer 0.5, Team 2.0.

FIELD GOALS	1-19	20-29	30-39	40-49	50+
Cappelletti	4/4	6/7	4/6	1/8	0/2
<b>Patriots</b>	<b>4/4</b>	<b>6/7</b>	<b>4/6</b>	<b>1/8</b>	<b>0/2</b>
<b>Opp.</b>	<b>7/8</b>	<b>7/8</b>	<b>4/5</b>	<b>3/8</b>	<b>0/2</b>

**Cappelletti:** (10G,28G,30G) (31G) (50n,22G, 42n,7G) (24G) (49n) (39G,50n,20G, 49n,16G) 0 (-) (-) (25n,45n,35G) (29G,34b, 45n,35n) 1 (15G,49n) (27G,42b) (-) (42G).

**Opponents:** (42n,47b) (30G,27G,27G, 48G) (27G,43n,24n) (19G,33G) (44G, 40b,13b, 15G,25G) (16G,11G) (12G, 23G) (-) (32G,33G) (40G,50n) (17G,22G) (-) (33n,25G) (54n,42n,16G).

**Starters: Offense:** WR Art Graham (6), Jim Colclough (4), Bill Murphy (4); LT Tom Funchess (12), Don Oakes (2); LG Justin Canale (13), Tom Funchess (1); C Jon Morris (14), RG Lennie St. Jean (13), Carl Singer (1); RT Tom Neville (13), D. Oakes (1); TE Jim Whalen (13), Bobby Nichols (1); WR Aaron Marsh (12), Gino Cappelletti (2); QB Mike Taliaferro (8), Tom Sherman (5), Jim Corcoran (1); FB R.C. Gamble (5), Jim Nance (5), Gene Thomas (3), Bill Murphy (1); FB J. Nance (7), R.C. Gamble (3), Larry Garron (2), G. Thomas (2).

**Defense:** LE Dennis Byrd (10), Jim Lee Hunt (4); LT J.L. Hunt (10), D. Byrd (4); RE Larry Eisenhauer (8), Mel Witt (6); RT Houston Antwine (14); LLB Ed Philpott (14); MLB Nick Buoniconiti (9), Jim Cheyunski (4), Ray Ig (1); RLB Doug Satcher (13), Ed Koontz (1); LCB Leroy Mitchell (13), Daryl Johnson (1); RCB D. Johnson (10), John Charles (1), Bill Johnson (1), Art McMahon (1), L. Mitchell (1); SS J. Charles (6), Don Webb (4), B. Johnson (3), A. McMahon (1); FS D. Webb (5), J. Charles (4), A. McMahon (3), B. Johnson (1), D. Johnson (1).

**1968 Coaching Staff:** Claude Gibson, Defensive Backfield, Jesse Richardson, Defensive Line, Art Spinney, Offensive Line, Tom Yewick, Offensive Backfield.

**AFL All-Stars (5):** DT Houston Antwine (6), WR/K Gino Cappelletti (5), CB Leroy Mitchell (1), C Jon Morris (5), T Tom Neville (2).

PASSING	ATT	CMP	YARDS	CMP%	YDS/ATT	TD	TD%	INT	INT%	LG	SK/YDS	RATING
Sherman	226	90	1199	39.8	5.31	12	5.3	16	7.1	87t	19/190	45.5
Taliaferro	176	67	889	38.1	5.05	4	2.3	15	8.5	70t	18/156	27.1
Corcoran	7	3	33	42.9	4.71	0	0.0	2	28.6	14	1/10	17.9
<b>Patriots</b>	<b>409</b>	<b>160</b>	<b>2121</b>	<b>39.1</b>	<b>5.19</b>	<b>16</b>	<b>3.9</b>	<b>33</b>	<b>8.1</b>	<b>87t</b>	<b>38/356</b>	<b>35.6</b>
<b>Opps.</b>	<b>416</b>	<b>200</b>	<b>2826</b>	<b>48.1</b>	<b>6.79</b>	<b>20</b>	<b>4.8</b>	<b>23</b>	<b>5.5</b>	<b>90t</b>	<b>27/236</b>	<b>63.6</b>



# 1969 FINAL OFFENSIVE STATISTICS (4-10)

Head Coach: Clive Rush (4-10) • Tied Third in AFL East • Home Stadium: B.C. Alumni Stadium

DATE	W/L	SCORE	OPPONENT	ATTENDANCE	RUSHING	NO	YDS	AVG	LG	TO	KICK RETURNS	NO	YDS	AVG	LG	TD
9/14	L	7-35	at Denver	43,679	Nance	193	750	3.9	43	6	Garrett	28	792	28.3	63	0
9/21	L	0-31	Kansas City	22,002	Garrett	137	691	5.0	80t	5	Marsh	6	136	22.7	41	0
9/28	L	23-38	Oakland	19,069	Gamble	16	35	2.2	9	0	Blanks	6	131	21.8	25	0
10/05	L	14-23	NY Jets	25,584	Blanks	7	30	4.3	12	0	Scott	6	43	7.2	14	0
10/11	L	16-23	at Buffalo	46,201	Frazier	2	-1	-0.5	9	0	Gladieux	4	61	15.3	20	0
10/19	L	10-13	San Diego	18,346	Taliaferro	12	-16	-1.3	2	0	Carwell	1	28	28.0	28	0
10/26	L	17-23	at NY Jets	62,298	Patriots	367	1489	4.1	80t	11	Gamble	1	23	23.0	23	0
11/02	W	24-0	Houston	19,006	Opponents	528	2359	4.5	72	18	Berger	1	20	20.0	20	0
11/09	L	16-17	Miami	19,821							Schottenheimer	1	13	13.0	13	0
11/16	W	25-14	at Cincinnati	27,927	RECEIVING	NO	YDS	AVG	LG	TO	Patriots	54	1247	23.1	63	0
11/23	W	35-21	Buffalo	25,584	Garrett	29	267	9.2	34	2	Opponents	56	1068	19.1	47	0
11/30	W	38-23	at Miami	32,121	Nance	29	168	5.8	27	0						
12/07	L	18-28	at San Diego	33,146	Sellers	27	705	26.1	77	6	Sacks:	Antwine 5.0, Hunt 3.5, Eisenhower 3.0,				
12/14	L	23-27	Houston	39,215	Frazier	19	306	16.1	50t	7	Berger 2.0, Cheynunski 1.5, Carwell 1.0, Henke					
					Rademacher	17	217	12.8	40	3	1.0, Jacobs 1.0, Philpott 1.0, Witt 1.0, Team					

## Team Statistics

	PATS	OPP														
<b>TOTAL FIRST DOWNS</b>	166	278														
By Rushing	64	142														
By Passing	87	115														
By Penalty	15	21														
<b>TOTAL NET YARDS</b>	3419	4810														
Avg. per Game	244.2	343.6														
Total Offensive Plays	729	898														
Avg. per Play	4.7	5.4														
<b>NET YARDS RUSHING</b>	1489	2359														
Total Rushing Plays	367	528														
Avg. per Rush	4.1	4.5														
Avg. per Game	106.4	168.5														
<b>NET YARDS PASSING</b>	1930	2451														
Avg. per Game	138.6	175.1														
Sacked/Yards Lost	24/261	22/159														
Gross Yards Passing	2191	2619														
Att./Completions	338/162	348/203														
Completion Pct.	47.9	58.3														
Had Intercepted	18	20														
<b>PUNTS/AVERAGE</b>	70/41.5	55/38.6														
<b>PENALTIES/YARDS</b>	77/837	69/810														
<b>FUMBLES/BALLS LOST</b>	15/10	33/14														
<b>TOUCHDOWNS</b>	32	38														
Rushing	11	18														
Passing	19	18														
Returns	2	2														
<b>Score by Periods</b>	1	2	3	4	OT	Total										
Patriots	88	63	24	91	↑	266										
Opponents	78	82	92	64		316										
<b>SCORING</b>	TO	Ru	Pa	Rt	PAT	FG	S	TP								
Cappelletti	0	0	0	0	26/27	14/34	0	68								
Frazier	7	0	7	0	0	0	0	42								
Garrett	7	5	2	0	0	0	0	42								
Nance	6	6	0	0	0	0	0	36								
Sellers	6	0	6	0	0	0	0	36								
Rademacher	3	0	3	0	0	0	0	18								
Johnson	1	0	0	1	0	0	1	8								
Charles	1	0	0	1	0	0	0	6								
Whalen	1	0	1	0	0	0	0	6								
Jones	0	0	0	0	0	0	1	2								
Hammond	0	0	0	0	1/1	0	0	2								
Patriots	32	11	19	2	27/32	14/34	2	266								
Opponent	38	18	18	2	37/38	17/28	0	316								
<b>2-PT. Conversions:</b> Hammond 1-1, Janik 0-1, Taliaferro 0-1, Patriots 1-3, Opp. 0-0.																
<b>PUNT RETURNS</b>	NO	FC	YDS	AVG	LG	TO										
Garrett	12	0	159	13.3	45	0										
Carwell	5	0	43	8.6	13	0										
Blanks	5	2	10	2.0	12	0										
Janik	1	0	0	0.0	0	0										
Gamble	0	1	0	0.0	0	0										
Gladieux	0	3	0	0.0	0	0										
Patriots	23	6	212	9.2	45	0										
Opponents	19	21	114	6.0	64	0										
<b>FIELD GOALS</b>	1-19	20-29	30-39	40-49	50+											
Cappelletti	6/7	1/4	6/12	1/9	0/2											
Patriots	6/7	1/4	6/12	1/9	0/2											
Opp.	8/8	7/9	2/8	0/2	0/1											
<b>STARTERS: OFFENSE:</b> WR Charley Frazier (11), Bill Rademacher (3); LT Tom Funchess (14); LG Mike Montier (11), Charlie Long (3); C Jon Morris (14); RG Lennie St. Jean; RT Tom Neville (14); TE Jim Whalen (11), Barry Brown (2), C. Frazier (1); WR Ron Sellers (9), Aaron Marsh (4), B. Rademacher (1); QB Mike Taliaferro (14); RB Carl Garrett (5), Jim Nance (5), R.C. Gamble (4); FB J. Nance (9), C. Garrett (1), R.C. Gamble (1).																
<b>DEFENSE:</b> LE Karl Henke (7), Ray Jacobs (5), John Cagle (1), Mel Witt (1); LT Jim Lee Hunt (14); RE Larry Eisenhower (13), Ron Berger (1); RE Houston Antwine (14); LLB Ed Philpott (14); MLB Jim Cheynunski (14); John Bramlett (12), Marty Schottenheimer (1), J.R. Williams (1); LCB Larry Carwell (13), John Outlaw (1); RCB Daryl Johnson (14); SS John Charles (11), Don Webb (2), Tom Janik (1); FS D. Webb (12), J. Charles (2).																

**1969 Coaching Staff:** Bruce Beatty, Offensive Line, Bill Elias, Defensive Backfield, John Mazur, Offensive Backfield, John Meyer, Linebackers, Jesse Richardson, Defensive Line, Jerry Stoltz, Receivers.

**AFL All-Stars (5):** Carl Garrett (1), DT Jim Lee Hunt (4), C Jon Morris (6), WR Ron Sellers (1), QB Mike Taliaferro (1), S Don Webb (1).

PASSING	ATT	CMP	YARDS	CMP%	YDS/ATT	TD	TD%	INT	INT%	LG	SK/YDS	RATING
Taliaferro	331	160	2160	48.3	6.53	19	5.7	18	5.4	77	24/261	66.0
Hammond	6	2	31	33.3	5.17	0	0.0	0	0.0	18	0/0	51.4
Garrett	1	0	0	0.0	0.0	0	0.0	0	0.0	0	0/0	39.6
Patriots	338	162	2191	47.9	6.48	19	5.6	18	5.3	77	24/261	69.6
Opps.	348	203	2610	58.3	7.50	18	5.2	20	5.7	76t	22/159	75.5



# 1970 FINAL OFFENSIVE STATISTICS (2-12)

Head Coaches: Clive Rush (1-6), John Mazur (1-6) • Fifth in AFC-East • Home Stadium: Harvard Stadium

DATE	W/L	SCORE	OPPONENT	ATTENDANCE
9/20	W	27-14	Miami	32,607
9/27	L	21-31	NY Jets	36,040
10/04	L	6-14	Baltimore	38,235
10/11	L	10-23	at Kansas City	50,698
10/18	L	0-16	NY Giants	39,091
10/25	L	3-27	at Baltimore	60,240
11/01	L	10-45	Buffalo	31,148
11/08	L	0-31	at St. Louis	46,466
11/15	L	14-16	San Diego	30,597
11/22	L	3-17	at NY Jets	61,822
11/29	W	14-10	at Buffalo	31,427
12/06	L	20-37	at Miami	51,032
12/13	L	14-35	Minnesota	37,819
12/20	L	7-45	at Cincinnati	60,157

RUSHING	NO	YDS	AVG	LG	TD	KICK RETURNS	NO	YDS	AVG	LG	TD
Nance	145	522	3.6	21	7	Lawson	25	546	21.8	52	0
Garrett	88	272	3.1	26	4	Garrett	24	511	21.3	30	0
Lawson	56	99	1.8	15	0	Blanks	7	152	21.7	29	0
Kapp	20	71	3.6	14	0	Carwell	1	30	30.0	30	0
Blanks	13	44	3.4	12	0	Whittingham	1	24	24.0	24	0
Ray	5	13	2.6	4	0	Schottenheimer	1	8	8.0	8	0
Taliaferro	3	11	3.7	6	0	Beer	1	4	4.0	4	0
Gladieux	4	8	2.0	8	0	Beverly	1	0	0.0	0	0
Patriots	334	1040	3.1	26	11	Brown	1	0	0.0	0	0
Opponents	503	2074	4.1	56†	20	Patriots	62	1275	20.6	56	0
						Opponents	41	841	20.5	96†	2

RECEIVING	NO	YDS	AVG	LG	TD	FIELD GOALS	1-19	20-29	30-39	40-49	50+
Sellers	38	550	14.5	48	4	Cappelletti	2/3	3/4	0/2	1/5	0/1
Turner	28	428	15.3	43	2	Gogolak	1/1	0/0	1/2	0/3	0/1
Garrett	26	216	8.3	29	0	Patriots	3/4	3/4	1/4	1/8	0/2
Nance	26	148	5.7	16	0	Opp.	4/4	4/7	5/6	4/8	0/3
Brown	15	145	9.7	22	0						
Beer	11	150	13.6	25	0						
Lawson	11	113	10.3	19	0						
Frazier	9	86	9.6	16	0						
Blanks	5	49	9.8	18	0						
Rademacher	4	51	12.8	16	0						
Kneif	3	39	13.0	22†	1						
Patriots	176	1975	11.2	48	7						
Opponents	177	2430	13.7	60†	19						

INTERCEPTIONS	NO	YDS	AVG	LG	TD						
Johnson	2	51	25.5	42	0						
McMahon	1	72	72.0	72	0						
Philpott	1	23	23.0	23	0						
Scott	1	18	18.0	18	0						
Bramlett	1	16	16.0	16	0						
Webb	1	2	2.0	2	0						
Williamson	1	2	2.0	2	0						
Patriots	8	184	23.0	72	0						
Opponents	28	302	10.8	59†	2						

PUNTING	NO	YDS	AVG	LG	BLK						
Janik	86	3364	39.1	57	1						
Patriots	86	3364	39.1	57	1						
Opp.	63	2758	43.8	67	0						

PUNT RETURNS	NO	FC	YDS	AVG	LG	TD					
Garrett	17	0	168	9.9	62	0					
Blanks	9	4	83	9.2	22	0					
Carwell	3	0	48	16.0	45	0					
Johnson	2	3	6	3.0	6	0					
Lawson	1	1	0	0.0	0	0					
Gladieux	0	1	0	0.0	0	0					
Patriots	32	9	305	9.5	62	0					
Opponents	42	16	303	7.2	54	0					

Sacks: Berger 9.0, Antwine 6.0, Lassiter 3.5, Hunt 2.5, Bramlett 2.0, Cheynunski 1.5, Johnson 1.0, Philpott 0.5, Team 2.0. Patriots 28.0, Opponent 42.0.

1970 Coaching Staff: Bruce Beatty, Offensive Line, Bill Elias, Defensive Backfield, John Mazur, Offensive Backfield, John Meyer, Linebackers, Jerry Richardson, Defensive Line, Jerry Stoltz, Receivers.

AFL All-Star (1): C Jon Morris (7).

PASSING	ATT	CMP	YARDS	CMP%	YDS/ATT	TD	TD%	INT	INT%	LG	SK/YDS	RATING
Kapp	219	98	1104	44.7	5.04	3	1.4	17	7.8	48	27/231	32.5
Taliaferro	173	78	871	45.1	5.03	4	2.3	11	6.4	45	15/158	41.6
Patriots	392	176	1975	44.9	5.04	7	1.8	28	7.1	48	42/389	36.9
Opps.	334	177	2430	53.0	7.28	19	5.7	8	2.4	60†	28/243	85.6



# 1971 FINAL OFFENSIVE STATISTICS (6-8)

Head Coach: John Mazur (6-8) • Tied for Third in AFC-East • Home Stadium: Schaefer Stadium

DATE	W/L	SCORE	OPPONENT	ATTENDANCE
9/19	W	20-6	Oakland	55,405
9/26	L	7-34	Detroit	61,054
10/3	L	3-23	Baltimore	61,232
10/10	W	20-0	NY Jets	61,357
10/17	L	3-41	at Miami	58,822
10/24	L	21-24	at Dallas	65,708
10/31	L	10-27	at San Francisco	45,092
11/07	W	28-20	Houston	53,155
11/14	W	38-33	Buffalo	57,446
11/21	L	7-27	at Cleveland	65,238
11/28	L	20-27	at Buffalo	27,166
12/05	W	34-13	Miami	61,457
12/12	L	6-13	at NY Jets	63,175
12/19	W	21-17	at Baltimore	57,942

## Team Statistics

	PATS	OPP
<b>TOTAL FIRST DOWNS</b>	<b>190</b>	<b>237</b>
By Rushing	85	106
By Passing	94	111
By Penalty	11	20
Third Down: Made/Att.	72/198	81/208
Third Down: Eff.	36.3	38.9
<b>TOTAL NET YARDS</b>	<b>3556</b>	<b>4072</b>
Avg. per Game	254.0	290.9
Total Offensive Plays	786	856
Avg. per Play	4.5	4.8
<b>NET YARDS RUSHING</b>	<b>1669</b>	<b>1918</b>
Total Rushing Plays	419	481
Avg. per Rush	4.0	4.0
Avg. per Game	119.2	137.0
<b>NET YARDS PASSING</b>	<b>1887</b>	<b>2154</b>
Avg. per Game	134.8	153.9
Sacked/Yards Lost	36/319	25/249
Gross Yards Passing	2206	2403
Att./Completions	330/159	350/170
Completion Pct.	48.2	48.6
Had Intercepted	16	15
<b>PUNTS/AVERAGE</b>	<b>87/37.3</b>	<b>66/38.8</b>
<b>PENALTIES/YARDS</b>	<b>67/657</b>	<b>60/559</b>
<b>FUMBLES/BALLS LOST</b>	<b>26/16</b>	<b>35/14</b>
<b>TOUCHDOWNS</b>	<b>29</b>	<b>35</b>
Rushing	7	14
Passing	19	16
Returns	3	5
<b>Score by Periods</b>	<b>1 2 3 4 OT Total</b>	
Patriots	41 64 69 64 0	238
Opponents	82 105 54 84 0	325
<b>SCORING</b>	<b>TD Ru Pa Rt PAT FG S TP</b>	
Gogolak	0 0 0 0 0 28/28 12/21 0	64
Vataha	9 0 9 0 0 0 0 0	54
Nance	5 5 0 0 0 0 0 0	30
Beer	3 0 3 0 0 0 0 0	18
Sellers	3 0 3 0 0 0 0 0	18
Moss	2 0 1 1 0 0 0 0	12
Garrett	2 1 1 0 0 0 0 0	12
Bryant	1 0 1 0 0 0 0 0	6
Maitland	1 1 0 0 0 0 0 0	6
Carwell	1 0 0 1 0 0 0 0	6
Crabtree	1 0 1 0 0 0 0 0	6
Outlaw	1 0 0 1 0 0 0 0	6
Team	0 0 0 0 0 0/1 0 0	0
<b>Patriots</b>	<b>29 7 19 3 28/29 12/21 0</b>	<b>238</b>
<b>Opponent</b>	<b>35 14 16 5 34/35 27/36 0</b>	<b>325</b>

RUSHING	NO	YDS	AVG	LG	TD	KICK RETURNS	NO	YDS	AVG	LG	TD
Garrett	181	784	4.3	38	1	Garrett	24	538	22.4	37	0
Nance	129	463	3.6	50t	5	Gardin	14	321	22.9	34	0
Plunkett	45	210	4.7	16	0	Bryant	10	252	25.2	45	0
Gladieux	37	175	4.7	31	0	Gladieux	6	85	14.2	20	0
Maitland	13	25	1.9	6	1	Lawson	2	47	23.5	25	0
Lawson	8	8	1.0	6	0	Rucker	2	45	22.5	21	0
Bryant	4	1	0.3	1	0	Maitland	2	40	20.0	21	0
Crabtree	2	11	5.5	18	0	Mallory	1	19	19.0	19	0
Neville	0	-8	-	-8	0	Hagen	1	7	7.0	7	0
<b>Patriots</b>	<b>419</b>	<b>1669</b>	<b>4.0</b>	<b>50t</b>	<b>7</b>	Janik	1	0	0.0	0	0
<b>Opponents</b>	<b>481</b>	<b>1918</b>	<b>4.0</b>	<b>56t</b>	<b>14</b>	Webb	1	0	0.0	0	0

RECEIVING	NO	YDS	AVG	LG	TD	Opponents	49	1427	29.1	94t	1
Vataha	51	872	17.1	88t	9						
Garrett	22	265	12.0	80t	1	<b>Sacks:</b> Kiner 6.5, Adams 5.0, Lassiter 4.0,					
Nance	18	95	5.3	12	0	Berger 3.0, May 2.5, Wirgowski 2.0, Philpott					
Sellers	14	222	15.9	49	3	1.0, Rowe 1.0, Weisaeosky 1.0. Patriots 26.0,					
Bryant	14	212	15.1	48	3	Opponents 36.0.					
Beer	12	191	15.9	31t	3						
Moss	9	124	13.8	20t	1	<b>FIELD GOALS</b>	<b>1-19</b>	<b>20-29</b>	<b>30-39</b>	<b>40-49</b>	<b>50+</b>
Crabtree	9	120	13.3	31t	1	Gogolak	1/1	1/3	6/7	3/7	1/3
Gladieux	6	60	10.0	25	0	<b>Patriots</b>	<b>1/1</b>	<b>1/3</b>	<b>6/7</b>	<b>3/7</b>	<b>1/3</b>
Rucker	2	24	12.0	19	0	<b>Opp.</b>	<b>8/9</b>	<b>4/5</b>	<b>5/6</b>	<b>9/14</b>	<b>1/2</b>

INTERCEPTIONS	NO	YDS	AVG	LG	TD
Carwell	5	72	14.4	53t	1
Kiner	4	25	6.3	14	0
Outlaw	3	89	29.7	60t	1
Beverly	2	19	9.5	19	0
Cheyunski	1	24	24.0	24	0
<b>Patriots</b>	<b>15</b>	<b>229</b>	<b>15.3</b>	<b>60t</b>	<b>2</b>
<b>Opponents</b>	<b>16</b>	<b>157</b>	<b>9.8</b>	<b>25t</b>	<b>1</b>

PUNTING	NO	YDS	AVG	LG	BLK
Janik	87	3249	37.3	58	0
<b>Patriots</b>	<b>87</b>	<b>3249</b>	<b>37.3</b>	<b>58</b>	<b>0</b>
<b>Opp.</b>	<b>66</b>	<b>2564</b>	<b>38.8</b>	<b>64</b>	<b>1</b>

PUNT RETURNS	NO	FC	YDS	AVG	LG	TD
Bryant	10	1	24	2.4	16	0
Garrett	8	2	124	15.5	50	0
Harris	5	1	19	3.8	9	0
Gladieux	4	8	0	0.0	0	0
Gardin	4	5	14	3.5	5	0
<b>Patriots</b>	<b>31</b>	<b>17</b>	<b>181</b>	<b>5.8</b>	<b>50</b>	<b>0</b>
<b>Opponents</b>	<b>36</b>	<b>31</b>	<b>279</b>	<b>7.8</b>	<b>68t</b>	<b>1</b>

**1971 Coaching Staff:** Bruce Beatty, Offensive Line, Dick Evans, Defensive Line, Tom Fletcher, Defensive Backfield, John Meyer, Linebackers, Sam Rutigliano, Off. Backs/Receivers, Jerry Stoltz, Receivers.

Pro Bowl (0)

PASSING	ATT	CMP	YARDS	CMP%	YDS/ATT	TD	TD%	INT	INT%	LG	SK/YDS	RATING
Plunkett	328	158	2158	48.2	6.58	19	5.8	16	4.9	88t	36/319	68.6
Gladieux	2	1	48	50.0	24.0	0	0.0	0	0.0	48	0/0	95.8
<b>Patriots</b>	<b>330</b>	<b>159</b>	<b>2206</b>	<b>48.2</b>	<b>6.68</b>	<b>19</b>	<b>5.8</b>	<b>16</b>	<b>4.8</b>	<b>88t</b>	<b>36/319</b>	<b>69.4</b>
<b>Opps.</b>	<b>350</b>	<b>170</b>	<b>2403</b>	<b>48.6</b>	<b>6.87</b>	<b>16</b>	<b>4.6</b>	<b>15</b>	<b>4.3</b>	<b>74t</b>	<b>25/249</b>	<b>69.8</b>



### 1972 FINAL OFFENSIVE STATISTICS (3-11)

**Head Coach:** John Mazur (2-7), Phil Bengston (1-4) • **Fifth in AFC-East** • **Home Stadium:** Schaefer Stadium

DATE	W/L	SCORE	OPPONENT	ATTENDANCE
9/17	L	7-31	Cincinnati	60,999
9/24	W	21-20	Atlanta	60,999
10/01	W	24-23	Washington	60,999
10/08	L	14-38	at Buffalo	41,749
10/15	L	13-41	NY Jets	46,091
10/22	L	3-33	at Pittsburgh	46,081
10/29	L	10-34	at NY Jets	62,867
11/06	L	17-24	Baltimore	60,999
11/12	L	0-52	at Miami	80,010
11/19	L	24-27	Buffalo	60,999
11/26	L	0-31	at Baltimore	54,907
12/03	L	21-37	Miami	60,999
12/10	W	17-10	at New Orleans	64,889
12/17	L	21-45	at Denver	51,656

RUSHING	NO	YDS	AVG	LG	TD
Ashton	128	546	4.3	35	3
Garrett	131	488	3.7	41t	5
Tarver	42	132	3.1	18	1
Plunkett	36	230	6.4	21	1
Gladieux	24	56	2.3	11	0
Maitland	13	33	2.5	6	0
Dowling	7	35	5.0	11	3
Rucker	3	5	1.7	8	0
Studdstill	1	11	11.0	11	0
Windsor	1	-4	-4.0	-4	0
<b>Patriots</b>	<b>386</b>	<b>1532</b>	<b>4.0</b>	<b>41t</b>	<b>13</b>
<b>Oponoans</b>	<b>548</b>	<b>2717</b>	<b>5.0</b>	<b>47</b>	<b>27</b>

**Sacks:** Adams 4.0, Rowe 2.5, Harris 2.0, Wargowski 2.0, Hagen 1.0, Weisacosky 1.0, White 1.0, Cash 1.0, Team 0.5. Patriots 15.0, Opponents 44.0.

**FIELD GOALS**

	1-19	20-29	30-39	40-49	50+
Walker	0/0	0/0	2/4	0/3	0/1
Gogolak	1/1	2/3	2/2	1/1	0/1
Patriots	1/1	2/3	4/6	1/4	0/2
Opp.	6/8	3/4	10/13	3/8	0/3

**Gogolak:** (-) (-) (23G,42n) (-) (36G,25G, 50b)  
(16G) (20G) (36G) (-) (-) (-) (-) (-).

### Team Statistics

<b>TOTAL FIRST DOWNS</b>	<b>236</b>	<b>289</b>
By Rushing	89	144
By Passing	126	124
By Penalty	24	21
Third Down: Md/Att.	66/188	96/192
Third Down: Eff.	35.1	50.0
<b>TOTAL NET YARDS</b>	<b>3647</b>	<b>5248</b>
Avg. per Game	260.5	374.9
Total Offensive Plays	840	888
Avg. per Play	4.3	5.9
<b>NET YARDS RUSHING</b>	<b>1532</b>	<b>2717</b>
Total Rushing Plays	386	548
Avg. per Rush	4.0	5.0
Avg. per Game	109.4	194.1
<b>NET YARDS PASSING</b>	<b>2127</b>	<b>2522</b>
Avg. per Game	151.9	180.1
Sacked/Yards Lost	44/452	15/101
Gross Yards Passing	2579	2623
Att./Completions	412/198	325/174
Completion Pct.	48.1	53.5
Had Intercepted	28	10
<b>PUNTS/AVERAGE</b>	<b>75/38.1</b>	<b>48/40.4</b>
<b>PENALTIES/YARDS</b>	<b>66/761</b>	<b>88/862</b>
<b>FUMBLES/BALLS LOST</b>	<b>26/10</b>	<b>22/12</b>
<b>TOUCHDOWNS</b>	<b>24</b>	<b>54</b>
Rushing	13	27
Passing	10	24
Returns	1	3

RECEIVING	NO	YDS	AVG	LG	TD
Rucker	44	681	15.5	62	3
Windsor	33	383	11.6	24	1
Garrett	30	410	13.7	43	0
Vataha	25	369	14.8	44	2
Ashton	22	207	9.4	24	1
Gladieux	19	192	10.1	31	0
Tarver	11	112	10.2	22	1
T. Reynolds	8	152	19.0	36½	2
Maitland	4	33	8.3	9	0
Beer	2	40	20.0	21	0
<b>Patriots</b>	<b>198</b>	<b>2579</b>	<b>13.0</b>	<b>62</b>	<b>10</b>
<b>Opponents</b>	<b>174</b>	<b>2623</b>	<b>15.1</b>	<b>62</b>	<b>24</b>

INTERCEPTIONS	NO	YDS	AVG	LG	TD
Jackson	4	133	33.3	55	0
Harris	3	45	15.0	32	0
Hoey	1	25	25.0	25	0
Blanchard	1	20	20.0	20	0
Carwell	1	0	0.0	0	0
<b>Patriots</b>	<b>10</b>	<b>223</b>	<b>22.3</b>	<b>55</b>	<b>0</b>
<b>Opponents</b>	<b>28</b>	<b>490</b>	<b>17.5</b>	<b>61</b>	<b>2</b>

**Walker:** (-) (-) (-) (-) (-) (-) (-) (-) (48b)  
(39n,36G) (48b) (40n,51n) (30n,36G) (-).

**Opponents:** (36G,51b) (38G,21G,32b, 10n,  
27n,50n) (11G) (37G,37G) (19G, 22G,  
35G,33G,32n) (21G,39n,31G) (9G, 52n,18n)  
(16G,49n,48b) (44G,45G) (40G,45n)  
(36G,10G,18G) (40n,30G,45n) (35G).

**Starting Offense:** WR Randy Vataha (14); LT  
Bob Reynolds (10), Mike Montler (4); LG M.  
Monton (10), Bill Lenkatis (3), Sam Adams (1);  
C Jon Morris (13), B. Lenkatis (1); PG Lennie St.

Windsor (14); WR Reggie Rucker (14); QB Jim Plunkett (14); RB Carl Garrett (5), Josh Ashton (4), Bob Gladieux (3), John Tarver (2); FB J. Adams (8), B. Gladieux (3), C. Garrett (2), John Tarver (1).

**Defense:** LE Julius Adams (6), Jim White (6), Ron Berger (2); LT Dave Rowe (9), J. Adams (5); RB Dennis Wirginowski (13), R. Berger (1); RT

<b>Score by Periods</b>	<b>1</b>	<b>2</b>	<b>3</b>	<b>4</b>	<b>OT</b>	<b>Total</b>
<b>Patriots</b>	20	55	44	73	0	192
<b>Opponents</b>	66	165	117	98	0	446

PUNTING	NO	YOS	AVG	LG	BLK
Studstill	75	2859	38.1	57	1
Patriots	75	2859	38.1	57	1
Opp.	48	1937	40.4	60	0

Mick Cassin (13), Dick Wlancowski (1), LCB Ed  
 Weascoasky (13), Bob Blanchard (1); MLB Jim  
 Cheyurski (11), Ralph Cindrich (3); RLB Ron  
 Ackis (13), Roin Kadtziel (1); LCB Larry Carwell  
 (14); RCB John Outlaw (5), Ron Bolton (4),  
 George Hoey (3), Honor Jackson (2); SS H.  
 Jackson (6), Clarence Scott (6), Rickie Harris (1),  
 G. Hoey (1); FS R. Harris (10), G. Hoey (2), H.  
 Jackson (2)

SCORING	TD	Ru	Pa	Rt	PAT	FG	S	T
Garrett	5	5	0	0	0	0	0	3
Gogolak	0	0	0	0	9/9	6/8	0	2
Ashton	4	3	1	0	0	0	0	2
Walker	0	0	0	0	15/15	2/8	0	2
Dowling	3	3	0	0	0	0	0	1
Rucker	3	0	3	0	0	0	0	1
T. Reynolds	2	0	2	0	0	0	0	1
Tarver	2	1	1	0	0	0	0	1
Vataha	2	0	2	0	0	0	0	1
Carwell	1	0	0	1	0	0	0	1
Plunkett	1	1	0	0	0	0	0	0
Windsor	1	0	1	0	0	0	0	0
<b>PATRIOTS</b>	<b>24</b>	<b>13</b>	<b>10</b>	<b>1</b>	<b>24/24</b>	<b>8/16</b>	<b>0</b>	<b>19</b>
<b>Opponent</b>	<b>54</b>	<b>27</b>	<b>24</b>	<b>3</b>	<b>54/54</b>	<b>22/36</b>	<b>1</b>	<b>44</b>

PUNT RETURNS	NO	FC	YDS	AVG	LG	TD
Garrett	6	0	36	6.0	27	0
Carwell	5	1	2	0.4	4	0

**1972 Coaching Staff:** Bruce Beatty, Offensive Line, Dick Evans, Defensive Line, Tom Fletcher, Defensive Backfield, John Meyer, Linebackers, Burnie Miller, Special Teams, Sam Rutigliano, Off. Backs/Receivers, Jerry Stoltz, Receivers.

**ProBowl (0)**

PASSING	ATT	CMP	YARDS	CMP%	YDS/ATT	TD	TD%	INT	INT%	LG	SK/YDS	RATING
Plunkett	355	169	2196	47.6	6.19	8	2.3	25	7.0	62	39/385	46.1
Dowling	54	29	383	53.7	7.09	2	3.7	1	1.9	42	4/63	80.8
Garrett	1	0	0	0.0	0.0	0	0.0	1	100.0	0	1/4	--
Gladioux	1	0	0	0.0	0.0	0	0.0	1	100.0	0	0/0	--
Studstill	1	0	0	0.0	0.0	0	0.0	0	0.0	0	0/0	--
Patriots	412	198	2579	48.1	6.26	10	2.4	28	6.8	62	44/452	47.9
Opps.	326	175	2634	53.7	8.08	23	7.1	10	3.1	62	15/101	91.2



**Head Coach: Chuck Fairbanks (5-9) • Third in AFC-East • Home Stadium: Schaefer Stadium**

[illegible]

## PAT.S OPP

TOTAL FIRST DOWNS		237	215	RECEIVING		NO	YDS	AVG	LG	TD	FIELD GOALS				
By Rushing		97	142	Rucker	53	743	14.0	64	3	White	6/8	2/3	3/5	4/7	50+
By Passing		122	67	Windsor	23	348	15.1	36	4	Bell	0/0	0/0	1/3	0/0	0/2
By Penalty		18	6	Stingley	23	339	14.7	25	2	Patriots	6/8	2/3	4/8	3/7	0/3
Third Down: Md/Att.		73/192	69/185	Vataha	20	341	17.1	48	2	Opp.	3/3	6/7	12/14	5/6	0/0
Third Down: Eff.		38.0	37.3	Herron	18	265	14.7	29	1	Bell: (53n) (30n) (33b,36G);					
TOTAL NET YARDS		3843	4188	Cunningham	15	144	9.6	34	0	White: (40G,18b) (34n) (32G,11G,43n) (-6)					
Avg. per Game		274.5	299.1	B. Adams	14	197	14.1	31	1	(49n, 33G,43n,18n,47b) (- (19G,21G,26G)					
Total Offensive Plays		871	832	Ashton	11	113	10.3	51	0	18G) (48G,26,51,36G,46G) (11G) (14G, 12G)					
Avg. per Play		4.4	5.0	Tarver	9	51	5.7	13	0	(52n,36n).					
NET YARDS RUSHING		1612	2850	Welch	6	22	3.7	8	0	Opponents: (44n,48G) (33G,33n,39b)					
Total Rushing Plays		454	560	McCall	3	18	6.0	14	0	(40G,36G,40G) (38G,27G,38G) (40G, 39G,22G)					
Avg. per Rush		3.6	5.1	Patriots	195	2581	13.2	64	13	(30G) (25G,38G,23G) (12G)					
Avg. per Game		115.1	203.6	Opponents	134	1600	11.9	50	11	(44G,22G,28G,39G) (33G,20n) (43b) (47b)					
NET YARDS PASSING		2231	1338	INTERCEPTIONS		NO	YDS	AVG	LG	TD	Starters: Offense: WR Reggie Rucker (8),				
Avg. per Game		159.4	95.6	Bolton	6	65	10.8	56	0	Darryl Stingley (6); LT Sam Adams (5), Leon					
Sacked/Yards Lost		37/350	32/262	Durko	3	26	8.7	16	0	Gray (5), Bob Reynolds (4); LG John Hannah					
Gross Yards Passing		2581	1600	Anderson	2	3	1.5	3	0	(14); C Bill Lenkaitis (12); Jon Morris (2), RG					
Att./Completions		380/195	240/134	Acks	1	11	11.0	11	0	Lennie St. Jean (14); RT Tom Neville (9), L Ray					
Completion Pct.		51.3	55.8	Jackson	1	0	0.0	0	0	(3), S. Adams (2); TE Bob Windsor (9), Bob					
Had Intercepted		17	13	Patriots	13	105	8.1	56	0	Adams (5); WR R. Rucker (6), D. Stingley (4),					
PUNTS/AVERAGE		61/37.7	62/40.5	Opponents	17	285	16.8	471	1	Randy Vataha (4); QB Jim Plunkett (14), RB					
PENALTIES/YARDS		50/550	77/693	Barnes	55	2134	38.8	53	0	Josh Ashton (8), John Thuncker (3), Sam					
FUMBLES/BALLS LOST		51/25	27/18	White	6	163	27.1	51	0	Cunningham (1), Mack Herron (1), Bob McCall					
TOUCHDOWNS		31	32	Patriots	61	2297	37.7	53	0	(1); FB S. Cunningham (9), J. Tarver (4),					
Rushing		15	16	Opp.	62	2509	40.5	58	1	Claxton Welch (1).					
Passing		13	11	PUNTING		NO	YDS	AVG	LG	BLK					
Returns		3	5	Barnes	55	2134	38.8	53	0						
Score by Periods		1	2	3	4	OT	TOTAL								
Patriots		48	69	74	67	0	258								
Opponents		57	86	77	80	0	300								

SCORING	TD	RU	PA	RT	PAT	FG	S	TP	PUNT RETURNS	NO	FC	YDS	AVG	LG	TD	(14); RE Rick Cash (14); RT Julius Adams (14);
White	0	0	0	0	0	21/25	14/25	0	63	Herron	27	8	282	10.4	54	0
Plunkett	5	5	0	0	0	0	0	30	Stingley	3	2	21	7.0	16	0	0
Cunningham	5	4	1	0	0	0	0	30	Durko	3	2	21	7.0	15	0	0
Herron	4	2	1	1	0	0	0	24	<b>PATRIOTS</b>	33	12	324	9.8	54	0	0
Tarver	4	4	0	0	0	0	0	24	<b>OPPONENTS</b>	29	23	154	5.3	27	0	0
Windsor	4	0	4	0	0	0	0	24								
Rucker	3	0	3	0	0	0	0	18								
Vataha	3	0	2	1	0	0	0	18								
Stingley	2	0	2	0	0	0	0	12								
Bell	0	0	0	0	4/5	1/4	0	7								
Foster	1	0	1	0	0	0	0	6								
Kiner	0	0	0	0	0	0	1	2								
Team	0	0	0	0	0/1	0	0	0								
<b>Patriots</b>	31	15	13	3	25/31	15/29	1	258								
<b>Opponent</b>	32	16	11	5	26/32	30/32	0	300								

**1973 Coaching Staff:** Hank Bullough, Defensive Line, Ron Erhardt, Offensive Backfield, Red Miller, Offensive Line, Bill Nelsen, Quarterbacks, Sam Rutigliano, Off. Backs/Receivers, Charlie Sumner, Linebackers/Secondary, Jim Valek, Special Teams, Larry Weaver, Defensive Backfield.

**1973 Coaching Staff:** Hank Bullough, Defensive Line, Ron Erhardt, Offensive Backfield, Red Miller, Offensive Line, Bill Nelsen, Quarterbacks, Sam Rutigliano, Off. Backs/Receivers, Charlie Sumner, Linebackers/Secondary, Jim Valek, Special Teams, Larry Weaver, Defensive Backfield.

Pro Bowl (0)

PASSING	ATT	CMP	YARDS	CMP%	YDS/ATT	TD	TD%	INT	INT%	LG	SK/YDS	RATING
Plunkett	376	193	2550	51.3	6.78	13	3.5	17	4.5	64	37/350	66.0
Shiner	4	2	31	50.0	7.75	0	0.0	0	0.0	23	0/0	76.1
Patriots	380	195	2581	51.3	6.79	13	3.4	17	4.5	64	37/350	57.3
Opps.	240	134	1600	55.8	6.67	11	4.6	13	5.4	50	32/262	69.2

# 1974 FINAL OFFENSIVE STATISTICS (7-7)

Head Coach: Chuck Fairbanks (7-7) • Tied for Third in AFC-East • Home Stadium: Schaefer Stadium

DATE	W/L	SCORE	OPPONENT	ATTENDANCE	RUSHING	NO	YDS	AVG	LG	TD	KICK RETURNS	NO	YDS	AVG	LG	TD
9/15	W	34-24	Miami	55,006	Herron	231	824	3.6	28	7	Herron	28	629	18.0	62	0
9/22	W	28-20	at Giants	49,267	Cunningham	166	811	4.9	75t	9	Johnson	15	303	20.2	41	0
9/29	W	20-14	LA Rams	61,279	Plunkett	30	161	5.4	37	2	Schubert	5	112	22.4	32	0
10/06	W	42-3	Baltimore	59,502	Varver	41	101	2.5	18	2	Hinton	3	83	27.7	53	0
10/13	W	24-0	at NY Jets	61,400	Ashton	26	99	3.8	22	0	Wilson	2	33	16.5	18	0
10/20	L	28-30	at Buffalo	80,020	Stingley	5	63	12.6	23t	1	Tanner	2	17	8.5	17	0
10/27	W	17-14	at Minnesota	48,497	Wilson	15	57	3.8	12	0	Hunt	1	21	21.0	21	0
11/03	L	28-29	Buffalo	61,279	Vataha	3	21	7.0	24	0	Durko	1	0	0.0	0	0
11/10	L	14-21	Cleveland	61,279	Hinton	1	1	1.0	1	0	Smith, D.	1	0	0.0	0	0
11/17	L	16-21	NY Jets	61,279	Johnson	2	-4	-2.0	-2	0	<b>Patriots</b>	<b>58</b>	<b>1198</b>	<b>20.7</b>	<b>62</b>	<b>0</b>
11/24	W	27-17	at Baltimore	38,971	<b>Patriots</b>	<b>520</b>	<b>2134</b>	<b>4.1</b>	<b>75t</b>	<b>21</b>	<b>Opponents</b>	<b>64</b>	<b>1678</b>	<b>26.2</b>	<b>88t</b>	<b>1</b>
12/01	L	26-41	at Oakland	54,020	<b>Opponents</b>	<b>467</b>	<b>1587</b>	<b>3.4</b>	<b>34</b>	<b>16</b>						
12/08	L	17-21	Steelers	61,279												
12/15	L	27-34	Miami	79,420												

## Team Statistics

	PATS	OPP	RECEIVING	NO	YDS	AVG	LG	TD	Sacks:	ADAMS	HAMILTON	LUNSFORD	SMITH	WEBSTER	YOUNG	SMITH
<b>TOTAL FIRST DOWNS</b>	<b>255</b>	<b>240</b>	Herron	38	474	12.5	18	0	McGee	4.5	Webster	4.5	King	3.5	Smith	3.0
By Rushing	123	100	Rucker	27	436	16.1	69t	4	Moore	2.0	Hunt	1.5	Nelson	1.0	Carter	0.5
By Passing	113	129	Vataha	25	561	22.4	59t	3	<b>Patriots</b>	<b>38.0</b>	<b>Opponents</b>	<b>21.0</b>				
By Penalty	19	11	Cunningham	22	214	9.7	37	2								
Third Down: Md/Att.	96/202	73/192	Adams, B.	17	244	14.4	24	0	<b>FIELD GOALS</b>	<b>1-19</b>	<b>20-29</b>	<b>30-39</b>	<b>40-49</b>	<b>50+</b>		
Third Down: Eff.	47.5	38.0	Wilson	12	127	10.6	20	1	Smith	0/0	6/7	8/10	2/5	0/0		
<b>TOTAL NET YARDS</b>	<b>4474</b>	<b>4067</b>	Stingley	10	139	13.9	20t	1	<b>Patriots</b>	<b>0/0</b>	<b>6/7</b>	<b>8/10</b>	<b>2/5</b>	<b>0/0</b>		
Avg. per Game	319.6	290.5	Varver	9	37	4.1	12	0	<b>Opp.</b>	<b>0/0</b>	<b>5/5</b>	<b>2/4</b>	<b>4/9</b>	<b>0/0</b>		
Total Offensive Plays	900	879	Johnson	8	147	18.4	34	0	<b>Smith:</b>	<b>(21G,21N,26G)</b>	<b>(30N)</b>	<b>(39G,23G)</b>	<b>(-)</b>			
Avg. per Play	5.0	4.6	Wilson	3	38	12.7	23	0	<b>(37G)</b>	<b>(-)</b>	<b>(37G)</b>	<b>(47N,46B)</b>	<b>(-)</b>	<b>(32G)</b>		
<b>NET YARDS RUSHING</b>	<b>2134</b>	<b>1587</b>	Hinton	2	36	18.0	20	0	<b>34N,44G,35G)</b>	<b>(33G,28G)</b>	<b>(22G,35G)</b>	<b>(20G,44N)</b>	<b>(-)</b>			
Total Rushing Plays	520	467	Tanner	2	23	11.5	21	1	<b>(46G,34G)</b>							
Avg. per Rush	4.1	3.4	Schubert	1	21	21.0	21t	1								
Avg. per Game	152.4	113.4	Marshall	1	17	17.0	17t	1	<b>Opponents:</b>	<b>(33G)</b>	<b>(-)</b>	<b>(41B)</b>	<b>(31N,27G)</b>	<b>(-)</b>	<b>(35G)</b>	
<b>NET YARDS PASSING</b>	<b>2340</b>	<b>2480</b>	<b>Patriots</b>	<b>177</b>	<b>2514</b>	<b>14.2</b>	<b>69t</b>	<b>17</b>	<b>(43N,34N)</b>	<b>(45G,20G,46N,447G)</b>	<b>(-)</b>	<b>(-)</b>	<b>(-)</b>			
Avg. per Game	167.1	177.1	<b>Opponents</b>	<b>210</b>	<b>2774</b>	<b>13.2</b>	<b>67t</b>	<b>17</b>	<b>(48N,25G)</b>	<b>(-)</b>	<b>(40G,27G,47N)</b>	<b>(28G)</b>	<b>(40G)</b>			
Sacked/Yards Lost	21/174	38/294							<b>Starters: Offense:</b>	<b>WR Reggie Rucker (9), Andy</b>						
Gross Yards Passing	2514	2774							<b>Johnson (3), Eddie Hinton (1), Darryl Stingley</b>							
Att./Completions	359/177	374/210							<b>(1); LT Leon Gray (14); LG John Hannah (14); C</b>							
Completion Pct.	49.3	56.1							<b>Bill Lenkaitis (14); RG Sam Adams (13), Bill</b>							
Had Intercepted	23	24							<b>DuLac (1); RT Tom Neville (14); TE Bob Adams</b>							
<b>PUNTS/AVERAGE</b>	<b>71/36.2</b>	<b>75/38.4</b>							<b>(7), Bob Windsor (7); WR Randy Vataha (9),</b>							
<b>PENALTIES/YARDS</b>	<b>87/843</b>	<b>76/642</b>							<b>Steve Schubert (3), R. Rucker (1), D. Stingley (1);</b>							
<b>FUMBLES/BALLS LOST</b>	<b>26/15</b>	<b>29/14</b>							<b>QB Jim Plunkett (14); RB Mack Herron (14); Sam</b>							
<b>TOUCHDOWNS</b>	<b>43</b>	<b>37</b>							<b>2 Cunningham (10), John Tanner (4).</b>							
Rushing	21	16							<b>Defense:</b>	<b>LE Mel Lunsford (7), Julius Adams</b>						
Passing	19	17							<b>(5), Ray Hamilton (1), Tony McGee (1); NT/LT R.</b>							
Returns	3	4							<b>Hamilton (13), M. Lunsford (1); RE/RT J. Adams</b>							
<b>Score by Periods</b>	<b>1</b>	<b>2</b>	<b>3</b>	<b>4</b>	<b>OT</b>	<b>0</b>	<b>348</b>		<b>(6), George Webster (5), M. Lunsford (2), J.</b>							
<b>Patriots</b>	<b>86</b>	<b>116</b>	<b>64</b>	<b>82</b>	<b>0</b>	<b>289</b>			<b>Tanner (1); LOLB/RE G. Webster (7), M.</b>							
<b>Opponents</b>	<b>68</b>	<b>92</b>	<b>49</b>	<b>8</b>	<b>0</b>	<b>289</b>			<b>Lunsford (3), J. Adams (3), J. Tanner (1);</b>							
<b>SCORING</b>	<b>TD</b>	<b>Ru</b>	<b>Pa</b>	<b>Rt</b>	<b>PAT</b>	<b>FG</b>	<b>S</b>	<b>TP</b>	<b>LILB/LLB Steve Nelson (9), Bob Geddes (5);</b>							
Smith	0	0	0	0	0	0	0	0	<b>RILB Sam Hunt (14); ROLB Steve King (14);</b>							
Herron	12	7	5	0	0	0	0	0	<b>LCB John Sanders (10), Willie Osley (3), Ron</b>							
Cunningham	11	9	2	0	0	0	0	0	<b>Bolton (1); RCB R. Bolton (13), W. Osley (1); SS</b>							
Rucker	4	0	4	0	0	0	0	0	<b>0 Jack Mildren (9), Sandy Durko (4), Prentice</b>							
Vataha	3	0	3	0	0	0	0	0	<b>McCray (1); FS P. McCray (13), J. Mildren (1).</b>							
Plunkett	2	2	0	0	0	0	0	0								
Stingley	2	1	1	0	0	0	0	0								
Varver	2	2	0	0	0	0	0	0								
Geddes	1	0	0	1	0	0	0	0								
Hannah	1	0	0	1	0	0	0	0								
Marshall	1	0	1	0	0	0	0	0								
Sanders	1	0	0	1	0	0	0	0								
Schubert	1	0	1	0	0	0	0	0								
Tanner	1	0	1	0	0	0	0	0								
Windsor	1	0	1	0	0	0	0	0								
<b>PATRIOTS</b>	<b>43</b>	<b>21</b>	<b>19</b>	<b>3</b>	<b>42/43</b>	<b>16/22</b>	<b>0</b>	<b>348</b>								
<b>Opponent</b>	<b>37</b>	<b>16</b>	<b>17</b>	<b>4</b>	<b>32/37</b>	<b>11/18</b>	<b>1</b>	<b>289</b>								

Pro Bowl (0)

PASSING	ATT	CMP	YARDS	CMP%	YDS/ATT	TD	TO%	INT	INT%	LG	SK/YDS	RATING
Plunkett	352	173	2457	49.1	6.98	19	5.4	22	6.3	69t	21/174	63.8
Shiner	6	3	37	50.0	6.17	0	0.0	1	16.7	18	0/0	29.9
Graff	1	1	20	100.0	20.0	0	0.0	0	0.0	20	0/0	118.0
<b>Patriots</b>	<b>359</b>	<b>177</b>	<b>2514</b>	<b>49.3</b>	<b>7.00</b>	<b>19</b>	<b>5.3</b>	<b>23</b>	<b>6.4</b>	<b>69t</b>	<b>21/174</b>	<b>63.3</b>
<b>Opps.</b>	<b>374</b>	<b>210</b>	<b>2774</b>	<b>56.1</b>	<b>7.42</b>	<b>17</b>	<b>4.5</b>	<b>24</b>	<b>6.4</b>	<b>67t</b>	<b>38/294</b>	<b>68.1</b>



**Head Coach: Chuck Fairbanks (3-11) • Tied for Fourth in AFC-East • Home Stadium: Schaefer Stadium**

DATE	W/L	SCORE	OPPONENT	ATTENDANCE
9/21	L	0-7	Houston	54,212
9/28	L	14-22	Miami	61,271
10/05	L	7-36	at NY Jets	61,415
10/12	L	10-27	at Cincinnati	55,856
10/19	W	21-10	Baltimore	56,844
10/26	W	24-16	San Francisco	60,691
11/02	L	17-24	at St. Louis	47,263
11/09	W	33-19	at San Diego	26,090
11/16	L	31-34	Dallas	61,279
11/23	L	31-45	at Buffalo	69,207
12/01	L	7-20	at Miami	68,480
12/07	L	28-30	NY Jets	57,539
12/14	L	14-34	Buffalo	59,646
12/21	L	21-34	at Baltimore	50,801

RUSHING	NO	YDS	AVG	LG	TD	KICK RETURNS	NO	YDS	AVG	LG	TD
Cunningham	169	666	3.9	17	6	Carter	32	879	27.5	99t	1
Johnson	117	488	4.2	66t	3	McQuay	15	252	16.8	34	0
Herron	61	274	4.5	53	0	Johnson	10	188	18.8	32	0
Grogan	30	110	3.7	14	3	Burks	4	65	16.3	25	0
Calhoun	23	104	4.5	38t	1	Herron	2	75	37.5	40	0
Carter	22	95	4.3	19	0	Stingley	2	44	22.0	24	0
McQuay	33	47	1.4	9	0	Calhoun	1	17	17.0	17	0
Stingley	6	39	6.5	21	0	<b>Patriots</b>	<b>66</b>	<b>1520</b>	<b>23.0</b>	<b>99t</b>	<b>1</b>
Dressler	3	8	2.7	6	0	<b>Opponents</b>	<b>46</b>	<b>1142</b>	<b>24.8</b>	<b>59</b>	<b>0</b>
Plunkett	4	7	1.8	5	1						
Vataha	1	4	4.0	4	0	<b>Sacks:</b> McGee 9.0, Hamilton 6.0, Adams 4.0					
Graff	2	2	1.0	2	0	Hanneman 4.0, Zabel 3.0, Hunt 2.0, Nelson 2.0					
Anderson	1	1	1.0	1	0	Cusk 1.0, King 1.0, Webster 1.0. Patriots 33.0					
<b>Patriots</b>	<b>472</b>	<b>1845</b>	<b>3.9</b>	<b>66t</b>	<b>14</b>	<b>Opponents</b>	<b>39.0</b>				

### Team Statistics

<b>Team Statistics</b>	<b>PATS</b>	<b>OPP</b>
<b>TOTAL FIRST DOWNS</b>	253	254
By Rushing	94	118
By Passing	133	120
By Penalty	26	16
Third Down: Md/Att.	82/195	90/216
Third Down: Eff.	42.1	41.7
<b>TOTAL NET YARDS</b>	<b>4283</b>	<b>4464</b>
Avg. per Game	305.9	318.9
Total Offensive Plays	912	956
Avg. per Play	4.7	4.7
<b>NET YARDS RUSHING</b>	<b>1845</b>	<b>2220</b>
Total Rushing Plays	472	555
Avg. per Rush	3.9	4.0
Avg. per Game	131.8	158.6
<b>NET YARDS PASSING</b>	<b>2438</b>	<b>2244</b>
Avg. per Game	174.1	160.3
Sacked/Yards Lost	39/330	33/271
Gross Yards Passing	2768	2515
Att./Completions	401/193	368/213
Completion Pct.	48.1	57.9
Had Intercepted	28	13
<b>PUNTS/AVERAGE</b>	<b>83/38</b>	<b>77/39.5</b>
<b>PENALTIES/YARDS</b>	<b>89/719</b>	<b>103/759</b>
<b>FUMBLES/BALLS LOST</b>	<b>43/22</b>	<b>31/16</b>
<b>TOUCHDOWNS</b>	<b>33</b>	<b>42</b>
Rushing	13	20
Passing	16	18
Returns	3	4

Score by Periods	1	2	3	4	OT	Total
Patriots	37	107	38	76	0	258
Opponents	67	77	110	104	0	358

SCORING	TD	Ru	Pa	Rt	PAT	FG	S	TP
Smith	0	0	0	0	33/33	9/17	0	60
Cunningham	8	6	2	0	0	0	0	48
Vataha	6	0	6	0	0	0	0	36
Francis	4	0	4	0	0	0	0	24
Johnson	4	3	1	0	0	0	0	24
Grogan	3	3	0	0	0	0	0	18
Calhoun	2	1	1	0	0	0	0	12
Stingley	2	0	2	0	0	0	0	12
Carter	1	0	0	1	0	0	0	6
Hamilton	1	0	0	1	0	0	0	6
Howard	1	0	0	1	0	0	0	6
Plunkett	1	1	0	0	0	0	0	6
<b>Patriots</b>	<b>33</b>	<b>14</b>	<b>16</b>	<b>3</b>	<b>33/33</b>	<b>9/17</b>	<b>0</b>	<b>258</b>
<b>Opponent</b>	<b>42</b>	<b>20</b>	<b>18</b>	<b>4</b>	<b>37/42</b>	<b>23/35</b>	<b>0</b>	<b>358</b>

RECEIVING	NO	YDS	AVG	LG	TD	Smith	1/1	1/1	5/6	2/8	0/1
Vataha	46	720	15.7	47	6	Patriots	1/1	1/1	5/6	2/8	0/1
Francis	35	636	18.2	48	4	Opp.	1/1	11/11	6/10	5/13	0/0
Cunningham	32	253	7.9	24	2						
Johnson	26	294	11.3	29	1	Smith:	(44n,46n)	(40n)	(-)	(35G)	(52n)
Stingley	21	378	18.0	45	2	(44G,41b)	(32G)	(38G,19G,35G,46G)	(29G)		
Burks	6	158	26.3	76	0	(42b,34G)	(43n)	(33b)	(-)	(-)	
Windsor	6	57	9.5	12	0						
Calhoun	5	111	22.2	62	1	Opponents:	(36n)	(26G,26G,33G)	(46n)	(47G)	
Herron	5	50	10.0	19	0	(29G,21G)	(34G)	(47n,28G)	(44b)	(21G)	
Wright	4	46	11.5	20	0	(41G,49n,30G,25G,37G)	(43G)	(26G)	(28G,43n)		
McQuay	4	27	6.8	16	0	(25G,39G)	(42G,27G)	48b,44G,46b,38n)	(31n)		
Carter	2	39	19.5	26	0	(19G,44n,37n)	(31G)				
Dressler	1	-1	-1.0	-1	0						
Patriots	193	2768	14.3	76	16	Starters: Offense:	WR Randy Vataha (14); LG				
Opponents	213	2515	11.8	77	18	Leon Gray (14); LG John Hannah (14); C Bill					
						Lenkaitis (11); Doug Dumlal (3); RG Sam					
INTERCEPTIONS	NO	YDS	AVG	LG	TD	Adams (13); Bill DuLac (1); RT Shelby Jordan					
Bolton	5	33	6.6	15	0	(14); TE Russ Francis (11); Bob Windsor (3)					
Howard	3	52	17.3	44	1	WR Darryl Stingley (14); QB Steve Grogan (7)					
Nelson	2	8	4.0	4	0	JM Plunkett (5); Neil Graff (2); RB Andy					
Reilly	1	54	54.0	54	0	Johnson (9); Mack Herron (5); FB Sam					
Sanders	1	18	18.0	18	0	Cunningham (13); Don Calhoun (1).					
Webster	1	0	0.0	0	0	Defense: LE Tony McGee (10); Mel Lunsford					
Patriots	13	165	12.7	54	1	(4); LT/NT Ray Hamilton (14); RE/RT Julius					
Opponents	28	388	13.9	58	1	Adams (8); Marlin Imhof (3); Craig Hanneman					

PUNTING	NO	YDS	AVG	LG	BLK	
Patrick	83	3223	38.8	62	0	(9), Steve Zabel (2), C. Hanneman (1), Steve King (1), Kevin Reilly (1): LILB/LLB Steve Nelson (13), G. Webster (1): RILB/MLB S. Hunt (12), Bob Geddes (1), S. Nelson (1): ROLB/RLB S. King (7), S. Zabel (7): LCB Bob Howard (14): RCB Ron Bolton (13), Jim Massey (1); SS Prentice McCray (14); FS John Sanders (14).
Patriots	83	3223	38.8	62	0	
Opp.	77	3042	39.5	65	1	

PUNT RETURNS	NO	FC	YDS	AVG	LG	TD	
Stingley	15	2	113	7.5	29	0	
Herron	12	2	89	7.4	17	0	
Johnson	6	4	60	10.0	15	0	
Patriots	33	8	262	7.9	29	0	
Opponents	42	12	513	12.2	69	1	

**1975 Coaching Staff:** Hank Bullough, Defensive Line, Roltch, Dotsch, Outside Linebackers, Ron Erhardt, Offensive Backfield, Red Miller

Pro Bowl (0)

PASSING	ATT	CMP	YARDS	CMP%	YDS/ATT	TD	TD%	INT	INT%	LG	SK/YDS	RATING
Grogan	274	139	1976	50.7	7.21	11	4.0	18	6.6	62t	22/297	60.2
Plunkett	92	36	571	39.1	6.21	3	3.3	7	7.6	76	13/89	39.9
Graff	35	18	221	51.4	6.31	2	5.7	3	8.6	31t	4/34	54.4
Patriots	401	193	2768	48.1	6.90	16	4.0	28	7.0	76	39/330	55.1
Opps.	368	213	2515	57.9	6.83	18	4.9	13	3.5	77t	33/271	80.5



# 1976 FINAL OFFENSIVE STATISTICS (11-3)

Head Coach: Chuck Fairbanks (11-3) • Second in AFC-East • Home Stadium: Schaefer Stadium

DATE	W/L	SCORE	OPPONENT	ATTENDANCE	SCORING	TO	Ru	Pa	Rt	PAT	FG	S	TP	PUNT RETURNS	NO	FC	YDS	AVG	LG	TD
9/12	L	13-27	Baltimore	43,637	Smith	0	0	0	0	42/46	15/25	0	87	Haynes	45	0	608	13.5	89t	2
9/19	W	30-14	Miami	46,227	Grogan	13	12	0	1	0	0	0	78	Beaudoin	2	0	18	9.0	11	0
9/26	W	30-27	at Pittsburgh	50,350	Johnson	10	6	4	0	0	0	0	60	Stingley	1	0	2	2.0	2	0
10/03	W	48-17	Oakland	61,279	Stingley	4	0	4	0	0	0	0	24	Patriots	48	0	628	13.1	89t	2
10/10	L	10-30	at Detroit	63,711	Cunningham	3	3	0	0	0	0	0	18	Opponents	37	7	288	7.8	32	0
10/18	W	41-7	NY Jets	51,236	Francis	3	0	3	0	0	0	0	18							
10/24	W	26-22	at Buffalo	50,383	Chandler	3	0	3	0	0	0	0	18							
10/31	L	3-10	at Miami	57,984	Forte	2	1	1	0	0	0	0	12	Kick Returns	No					
11/07	W	20-10	Buffalo	61,279	Haynes	2	0	2	0	0	0	0	12	Phillips	14	397	28.4	71	0	
11/14	W	21-14	at Baltimore	60,020	McCray	2	0	2	0	0	0	0	12	Feacher	10	240	24.0	46	0	
11/21	W	38-24	at NY Jets	58,509	Calhoun	1	1	0	0	0	0	0	6	Calhoun	9	183	20.3	33	0	
11/28	W	38-14	Denver	61,279	Phillips	1	1	0	0	0	0	0	6	Beaudoin	6	134	22.3	44	0	
12/05	W	27-6	New Orleans	54,057	Briscoe	1	0	1	0	0	0	0	6	Forte	3	62	20.7	29	0	
12/12	W	31-14	at Tampa Bay	46,475	Brock	1	0	1	0	0	0	0	6	Conn	2	29	14.5	26	0	
AFC PLAYOFF																				
12/18	L	21-24	at Oakland	54,037	Vataha	1	0	1	0	0	0	0	6	Conn	2	29	14.5	26	0	
					Hunt	1	0	0	1	0	0	0	6	Carter	1	19	19.0	19	0	

## Team Statistics

Team Statistics		PATS	OPP	Team	0	0	0	0/1	0/0	0	0	Patriots	46	1087	23.6	71	0		
				Patriots	48	24	18	6	43/48	15/25	0	376	Opponents	71	1559	22.1	58	0	
				Opponent	29	12	16	1	26/29	12/17	0	236							
TOTAL FIRST DOWNS		260	258																
By Rushing		150	102	RUSHING	NO	YOS	AVG	LG	TD			FIELD GOALS	1-19	20-29	30-39	40-49	50+		
By Passing		95	134	Cunningham	172	824	4.8	24	3			Smith	0/1	4/4	4/6	7/14	0/0		
By Penalty		15	22	Calhoun	129	721	5.6	54	1			Patriots	0/1	4/4	4/6	7/14	0/0		
Third Down: Md/Att.		76/192	90/209	Johnson	169	699	4.1	69t	6			Opp.	1/1	2/2	4/5	4/8	1/1		
Third Down: Eff.		39.6	43.0	Grogan	60	397	6.6	41t	12										
TOTAL NET YARDS		4694	4022	Phillips	24	164	6.8	46	1										
Avg. per Game		335.3	287.3	Forte	25	100	4.0	26	1										
Total Offensive Plays		918	947	Stingley	8	45	5.6	27	0										
Avg. per Play		5.1	4.2	Francis	2	12	6.0	8	0										
NET YARDS RUSHING		2948	1847 <td>Burks</td> <td>1</td> <td>2</td> <td>2.0</td> <td>2</td> <td>0</td> <td colspan="2"></td> <td colspan="6"></td> <td></td> <td></td>	Burks	1	2	2.0	2	0										
Total Rushing Plays		591	462	Patrick	1	-16	-16.0	-16	0										
Avg. per Rush		5.0	4.0	Patriots	591	2948	5.0	69t	24										
Avg. per Game		210.6	131.9	Opponents	462	1847	4.0	46	12										
NET YARDS PASSING		1746	2175	RECEIVING	NO	YDS	AVG	LG	TD										
Avg. per Game		124.7	155.4	Johnson	29	343	11.8	53	4										
Sacked/Yards Lost		19/164	47/429	Cunningham	27	299	11.1	41	0										
Gross Yards Passing		1910	2604	Francis	26	367	14.1	48	3										
Att/Completions		309/146	437/229	Stingley	17	370	21.8	58t	4										
Completion Pct.		47.6	52.4	Calhoun	12	56	4.7	12	0										
Had Intercepted		20	23	Vataha	11	192	17.5	44	1										
PUNTS/AVERAGE		67/40.1	75/38.8 <td>Briscoe</td> <td>10</td> <td>136</td> <td>13.6</td> <td>21</td> <td>1</td> <td colspan="2"></td> <td colspan="6"></td> <td></td> <td></td>	Briscoe	10	136	13.6	21	1										
PENALTIES/YARDS		102/914	88/764 <td>Chandler</td> <td>5</td> <td>49</td> <td>9.8</td> <td>29</td> <td>3</td> <td colspan="2"></td> <td colspan="6"></td> <td></td> <td></td>	Chandler	5	49	9.8	29	3										
FUMBLES/BALLS LOST		28/16	37/27 <td>Forte</td> <td>3</td> <td>9</td> <td>3.0</td> <td>6t</td> <td>1</td> <td colspan="2"></td> <td colspan="6"></td> <td></td> <td></td>	Forte	3	9	3.0	6t	1										
TOUCHDOWNS		48	29 <td>Burks</td> <td>2</td> <td>27</td> <td>13.5</td> <td>17</td> <td>0</td> <td colspan="2"></td> <td colspan="6"></td> <td></td> <td></td>	Burks	2	27	13.5	17	0										
Rushing		24	12	Feacher	2	38	19.0	21	0										
Passing		18	16	Phillips	1	18	18.0	18	1										
Returns		6	1	Brock	1	6	6.0	6t	1										
Score by Periods		1	2	3	4	OT	Total												
Patriots		54	133	97	92	0	376												
Opponents		40	91	30	75	0	236												
Sacks: McGee 9.5, Barnes 8.0, Hamilton 6.5, Bishop 6.0, Adams 5.0, Zabel 4.0, Lunsford 2.5, Tipton 2.0, King 1.5, Nelson 1.0. Patriots 47.0, Opponents 19.0.																			
INTERCEPTIONS		NO	YDS	AVG	LG	TD													
Haynes		8	90	11.3	28	0													
McCray		5	182	36.4	63t	2													
Fox		3	67	22.3	29	0													
Howard		3	28	9.3	15	0													
Hunt		2	106	53.0	68t	1													
Nelson		2	32	16.0	34	0													
Patriots		23	505	22.0	68t	3													
Opponents		20	380	19.0	76	0													
PUNTING		NO	YDS	AVG	LG	TB	IN20												
Patrick		67	2688	40.1	52	12	12												
Patriots		67	2688	40.1	52	12	12												
Opp.		75	2909	38.8	57	8	7												
Pro Bowl (4): T E Russ Francis (1), Leon Gray (1), G John Hannah (1), CB Mike Haynes (1).																			

Smith: (31G, 27G, 39b) (42n, 22G, 47n) (42G, 40G, 26G, 37n) (-) (41G) (-) (44G, 32G) (43G) (46G, 33G) (48n, 44n) (28G) (44n, 19n, 49G, 41n) (43n) (30G).

Opponents: (28G, 32G) (-) (32G, 41G, 48n) (44G) (44n, 36G) (-) (46G, 34n) (47G) (31G) (40n) (19G) (-) (50G, 47n, 29G) (-).

**Starters: Offense:** WR Randy Vataha (8), Darryl Stingley (4), Marlin Briscoe (2); LT Leon Gray (14); LG John Hannah (14); C Bill Lenkaitis (14); RG Sam Adams (14); RT Bob McKay (14); TE Russ Francis (12), Al Chandler (2); WR D. Stingley (9), M. Briscoe (3), Steve Burks (1), A. Chandler (1); QB Steve Grogan (16); RB Andy Johnson (12), Sam Cunningham (1), Ike Forte (1); FB S. Cunningham (10), Don Calhoun (3), A. Johnson (1).

**Defense:** LE Tony McGee (13), Mel Lunsford (1); NT Ray Hamilton (14); RE Julius Adams (14); LOLB Steve Zabel (14); LILB Steve Nelson (11), Sam Hunt (2), Donnie Thomas (1); RILB S. Hunt (9), George Webster (3), Jim Romaniszyn (2); ROLB Pete Barnes (7), Steve King (7); LCB Bob Howard (14); RCB Mike Haynes (14); SS Prentice McCray (14); FS Tim Fox (13), Dick Conn (1).

**1976 Coaching Staff:** Hank Bullough, Defensive Line, Rollie Dotsch, Outside Linebackers, Ron Erhardt, Offensive Backfield, Red Miller, Offensive Line, Ray Perkins, Receivers, John Polonchek, QBs/Special Asst. to Head Coach, Charlie Sumner, Linebackers/Secondary, Larry Weaver, Defensive Backfield, Tom Yewcic, Offensive Backfield/Special Teams.

**Pro Bowl (4):** TE Russ Francis (1), Leon Gray (1), G. John Hannah (1), CB Mike Haynes (1).

PASSING	ATT	CMP	YARDS	CMP%	YDS/ATT	TD	TO%	INT	INT%	LG	SK/YDS	RATING
Grogan	302	145	1903	48.0	6.30	18	6.0	20	6.6	58t	18/155	60.8
Owen	5	1	7	20.0	1.40	0	0.0	0	0.0	7	0/0	39.0
Johnson	2	0	0	0.0	0.0	0	0.0	0	0.0	0	0/0	0.0
Briscoe	0	0	0	0.0	0.0	0	0.0	0	0.0	0	1/9	0.0
Patriots	309	146	1910	47.2	6.25	18	5.8	20	6.5	58t	19/164	59.4
Opps.	437	229	2604	52.4	5.96	16	3.7	23	5.3	55	47/429	60.8



# 1977 FINAL OFFENSIVE STATISTICS (9-5)

Head Coach: Chuck Fairbanks (9-5) • Third in AFC-East • Home Stadium: Schaefer Stadium

Date	W/L	Score	Opponent	Attendance
9/18	W	21-17	Kansas City	58,288
9/26	L	27-30	at Cleveland OT	77,910
10/02	L	27-30	at NY Jets	49,801
10/09	W	31-0	Seattle	54,363
10/16	W	24-20	at San Diego	51,143
10/23	W	17-3	Baltimore	61,279
10/30	W	24-13	NY Jets	61,279
11/06	L	14-24	Buffalo	61,279
11/13	L	5-17	at Miami	67,907
11/20	W	20-7	at Buffalo	31,157
11/27	W	14-6	Philadelphia	58,192
12/04	W	16-10	at Atlanta	60,738
12/11	W	14-10	Miami	61,279
12/18	L	24-30	at Baltimore	60,763

RUSHING	NO	YDS	AVG	LG
Cunningham	270	1015	3.8	31t
Calhoun	198	727	3.7	25
Forté	62	157	2.5	16
Grogan	61	324	5.3	41
Phillips	5	27	5.4	13
Stingley	3	33	11.0	34t
Ivory	3	10	3.3	9
Morgan	1	10	10.0	10
<b>Patriots</b>	<b>603</b>	<b>2303</b>	<b>3.8</b>	<b>41</b>
<b>Opponents</b>	<b>452</b>	<b>1605</b>	<b>3.6</b>	<b>66</b>

RECEIVING	NO	YDS	AVG	LG
Cunningham	42	370	8.8	35
Stingley	39	657	16.8	68
Morgan	21	443	21.1	64t
Francis	16	229	14.3	31t
Calhoun	13	152	11.7	47
Hasselbeck	9	76	8.4	21
Forté	8	88	11.0	22
Chandler	7	68	9.7	16
Burks	5	79	15.8	22
<b>Patriots</b>	<b>160</b>	<b>2162</b>	<b>13.5</b>	<b>68</b>
<b>Opponents</b>	<b>188</b>	<b>2504</b>	<b>13.3</b>	<b>78</b>

INTERCEPTIONS	NO	YDS	AVG	LG
Haynes	5	54	10.8	22
McCray	4	61	15.2	48
Howard	4	10	2.2	6
Fox	3	39	13.0	27
Hunt	2	17	8.5	10
Barnes	1	13	13.0	13
<b>Patriots</b>	<b>19</b>	<b>194</b>	<b>10.2</b>	<b>48</b>
<b>Opponents</b>	<b>21</b>	<b>279</b>	<b>13.3</b>	<b>45</b>

PUNTING	NO	YDS	AVG	LG	TD	IN20	BLK
Patrick	68	2354	34.6	64	6	13	3
<b>Patriots</b>	<b>68</b>	<b>2354</b>	<b>34.6</b>	<b>64</b>	<b>6</b>	<b>13</b>	<b>3</b>
<b>Opp.</b>	<b>78</b>	<b>3048</b>	<b>39.1</b>	<b>65</b>	<b>9</b>	<b>10</b>	<b>0</b>

PUNT RETURNS	NO	FC	YDS	AVG	LG
Morgan	16	2	220	13.8	53
Haynes	24	2	200	8.3	46
Forté	2	1	9	4.5	6
Beaudoin	1	0	0	0.0	0
Westbrook	0	1	0	0.0	0
<b>Patriots</b>	<b>43</b>	<b>6</b>	<b>429</b>	<b>10.0</b>	<b>53</b>
<b>Opponents</b>	<b>33</b>	<b>6</b>	<b>270</b>	<b>8.2</b>	<b>23</b>

KICK RETURNS	NO	YDS	AVG	LG	TD
4 Clayborn	28	869	31.0	101t	3
4 Phillips	6	93	15.5	22	0
2 Beaudoin	4	73	18.3	30	0
1 McKay	1	16	16.0	16	0
<b>1 Patriots</b>	<b>39</b>	<b>1051</b>	<b>26.9</b>	<b>101t</b>	<b>3</b>
<b>1 Opponents</b>	<b>52</b>	<b>1086</b>	<b>20.9</b>	<b>73</b>	<b>0</b>

0 Sacks: McGee 12.0, Hamilton 10.0, Adams 9.5,  
13 Shoate 6.0, Barnes 5.0, Nelson 5.0, Boyd 2.5, Fox  
8 2.0, Lunsford 1.5, Bishop 1.0, Clayborn 1.0, Hunt  
1.0, Ding 1.0, Zabel 0.5. Patriots 58.0, Opponents  
14.0.

FIELD GOALS	1-19	20-29	30-39	40-49	50+
3 Smith	1/1	4/5	9/11	1/4	0/0
<b>4 Patriots</b>	<b>1/1</b>	<b>4/5</b>	<b>9/11</b>	<b>1/4</b>	<b>0/0</b>
<b>0 Opp.</b>	<b>0/1</b>	<b>5/5</b>	<b>7/11</b>	<b>1/4</b>	<b>0/0</b>

0 Smith: (-) (35G,28G) (44G,24G) (36G, 26wr)  
0 (28G) (18G) (30G) (-) (33G) (33G, 25G,44n) (-)  
0 (47s,36G,32G,29G,35b) (47b) (30G).

16 Opponents: (22G) (37G,37G,35G,44wr ,39b)  
(37b) (37G) (-) (-) (40G) (36G, 40w,21G) (30G)  
0 (37wr,35G) (-) (-) (19b) (33w!) (25G) (28G)  
0 (38w!,28G,45w!).

0 Starters: Offense: WR Stanley Morgan (14); LT  
0 Leon Gray (11), Shelby Jordan (3); LG John  
0 Hannah (11), Pete Brock (3); C Bill Lenkaitis (14);  
0 RG Sam Adams (13), P. Brock (1); RT Tom  
0 Neville (13), Bob McKay (3); TE Russ Francis  
2 (10), Al Chandler (3), Don Hasselbeck (1); WR  
Darryl Stingley (14); QB Steve Grogan (14); RB  
Don Calhoun (14); FB Sam Cunningham (14).  
3 Defense: LE Mel Lunsford (13), Tony McGee (1);  
3 NT Ray Hamilton (14); RE Julius Adams (14);  
0 LOLB Steve Zabel (10), Steve King (4); LILB  
Steve Nelson (13), Ray Costic (1); RILB Sam  
Hunt (13), R. Costic (1); ROLB Pete Barnes (11),  
0 Rod Shoate (3); LCB Bob Howard (12), Raymond  
0 Clayborn (2); RCB Mike Haynes (14); SS Prentice  
0 McCray (14); FS Tim Fox (14).

0 1977 Coaching Staff: Hank Bullough, Defensive  
0 Line, Ron Erhardt, Offensive Backfield, Leon  
0 McLaughlin, Offensive Line, Ray Perkins,  
Receivers, John Polonchek, QBs/Special Asst. to  
Head Coach, Charlie Sumner, Linebackers/1  
Secondary, Dick Walker, Defensive Backs, Tom  
Yewcic, Offensive Backfield/ Special Teams.

Pro Bowl (2): TE Russ Francis (2), Mike Haynes  
(2).

## Team Statistics

	PATS	OPP
<b>TOTAL FIRST DOWNS</b>	<b>247</b>	<b>215</b>
By Rushing	132	86
By Passing	101	111
By Penalty	14	18
Third Down: Md/Att.	98/199	74/196
Third Down: Eff.	49.0	38.0

<b>TOTAL NET YARDS</b>	<b>4310</b>	<b>3638</b>
Avg. per Game	307.9	259.9
Total Offensive Plays	922	866
Avg. per Play	4.7	4.7

<b>NET YARDS RUSHING</b>	<b>2303</b>	<b>1605</b>
Total Rushing Plays	603	452
Avg. per Rush	3.8	3.6
Avg. per Game	164.5	114.6

<b>NET YARDS PASSING</b>	<b>2007</b>	<b>2033</b>
Avg. per Game	143.4	145.2
Sacked/Yards Lost	14/155	58/471
Gross Yards Passing	2162	2504
Att./Completions	305/160	356/188
Completion Pct.	52.5	52.8
Had Intercepted	21	19

<b>PUNTS/AVERAGE</b>	<b>68/34.6</b>	<b>78/39.1</b>
<b>PENALTIES/YARDS</b>	<b>112/931</b>	<b>71/610</b>

<b>FUMBLES/BALLS LOST</b>	<b>28/15</b>	<b>20/10</b>
<b>TOUCHDOWNS</b>	<b>33</b>	<b>26</b>

Rushing	13	8
Passing	17	16
Returns	3	2

Score by Periods	1	2	3	4	OT	Total
<b>Patriots</b>	<b>79</b>	<b>65</b>	<b>74</b>	<b>60</b>	<b>0</b>	<b>278</b>
<b>Opponents</b>	<b>58</b>	<b>23</b>	<b>61</b>	<b>72</b>	<b>3</b>	<b>217</b>

SCORING	TD	Ru	P	At	PAT	FG	S	TP
Smith	0	0	0	0	33/33	15/21	0	78
Stingley	6	1	5	0	0	0	0	36
Cunningham	5	4	1	0	0	0	0	30
Calhoun	4	4	0	0	0	0	0	24
Francis	4	0	4	0	0	0	0	24
Hasselbeck	4	0	4	0	0	0	0	24
Clayborn	3	0	0	3	0	0	1	20
Morgan	3	0	3	0	0	0	0	18
Forté	2	2	0	0	0	0	0	12
Grogan	1	1	0	0	0	0	0	6
Phillips	1	1	0	0	0	0	0	6
<b>Patriots</b>	<b>33</b>	<b>13</b>	<b>17</b>	<b>3</b>	<b>33/33</b>	<b>15/21</b>	<b>1</b>	<b>278</b>
<b>Opponent</b>	<b>26</b>	<b>8</b>	<b>16</b>	<b>2</b>	<b>22/26</b>	<b>13/21</b>	<b>0</b>	<b>217</b>

PASSING	ATT	CMP	YARDS	CMP%	YDS/ATT	TD	TD%	INT	INT%	LG	SK/YDS	RATING
Grogan	305	160	2162	52.5	7.09	17	5.6	21	6.9	68	14/155	65.2
<b>Patriots</b>	<b>305</b>	<b>160</b>	<b>2162</b>	<b>52.5</b>	<b>7.09</b>	<b>17</b>	<b>5.6</b>	<b>21</b>	<b>6.9</b>	<b>68</b>	<b>14/155</b>	<b>65.2</b>
<b>Opps.</b>	<b>356</b>	<b>188</b>	<b>2504</b>	<b>52.8</b>	<b>7.03</b>	<b>16</b>	<b>4.5</b>	<b>19</b>	<b>5.3</b>	<b>78</b>	<b>58/471</b>	<b>68.3</b>



# 1978 FINAL OFFENSIVE STATISTICS (11-5)

Head Coaches: Chuck Fairbanks (11-4); Ron Erhardt & Hank Bullough co-head coaches (0-1) • 1st in AFC-East • Home Stadium: Schaefer Stadium

DATE	W/L	SCORE	OPPONENT	ATTENDANCE
9/3	L	14-16	Washington	55,063
9/10	W	16-6	at St. Louis	49,555
9/18	L	27-34	Baltimore	57,503
9/24	W	21-14	Oakland	53,500
10/01	W	28-23	San Diego	61,297
10/08	W	24-14	Philadelphia	61,297
10/15	W	10-3	at Cincinnati	56,257
10/22	W	33-24	Miami	61,297
10/29	W	55-21	NY Jets	61,297
11/05	W	14-10	at Buffalo	48,101
11/12	L	23-28	Houston	61,297
11/19	W	19-17	at NY Jets	60,372
11/26	W	35-14	at Baltimore	49,404
12/03	L	10-17	at Dallas	65,045
12/10	W	26-24	Buffalo	59,927
12/18	L	3-23	at Miami	75,445
<b>AFC PLAYOFF</b>				
12/31	L	14-31	Houston	61,297

## Team Statistics

	PATS	OPP
<b>TOTAL FIRST DOWNS</b>	<b>322</b>	<b>258</b>
By Rushing	181	100
By Passing	125	143
By Penalty	16	15
Third Down: Md/Att	92/203	96/220
Third Down: Eff.	45.3	43.6
<b>TOTAL NET YARDS</b>	<b>5965</b>	<b>4615</b>
Avg. per Game	372.8	288.4
Total Offensive Plays	1085	971
Avg. per Play	5.5	4.8
<b>NET YARDS RUSHING</b>	<b>3165</b>	<b>1852</b>
Total Rushing Plays	671	511
Avg. per Rush	4.7	3.6
Avg. per Game	197.8	115.8
<b>NET YARDS PASSING</b>	<b>2800</b>	<b>2763</b>
Avg. per Game	175.0	172.7
Sacked/Yards Lost	24/206	35/296
Gross Yards Passing	3006	3059
Att./Completions	390/196	425/235
Completion Pct.	50.3	55.3
Had Intercepted	25	22
<b>PUNTS/AVERAGE</b>	<b>61/35.0</b>	<b>78/39.5</b>
<b>PENALTIES/YARDS</b>	<b>92/852</b>	<b>81/683</b>
<b>FUMBLES/BALLS LOST</b>	<b>35/21</b>	<b>34/21</b>
<b>TOUCHDOWNS</b>	<b>46</b>	<b>38</b>
Rushing	30	14
Passing	15	21
Returns	1	3

<b>Score by Periods</b>	<b>1</b>	<b>2</b>	<b>3</b>	<b>4</b>	<b>OT</b>	<b>Total</b>
Patriots	77	122	63	96	0	358
Opponents	55	60	71	97	0	286

SCORING	TD	Ru	Pa	RT	PAT	FG	S	TP
Ivory	11	11	0	0	0	0	0	66
Fosey	0	0	0	0	29/31	11/22	0	62
Cunningham	8	8	0	0	0	0	0	48
Jackson	6	0	6	0	0	0	0	36
Grogan	5	5	0	0	0	0	0	30
Morgan	5	0	5	0	0	0	0	30
Francis	4	0	4	0	0	0	0	24
Johnson	3	3	0	0	0	0	0	18
McAlister	2	2	0	0	0	0	0	12
Smith	0	0	0	0	6/7	1/1	0	9
Lowery	0	0	0	0	7/7	0/1	0	7
Calhoun	1	1	0	0	0	0	0	6
Haynes	1	0	1	0	0	0	0	6
Bishop	0	0	0	0	0	0	1	2
Fox	0	0	0	0	0	0	1	2
Wilson	0	0	0	0	0/1	0/0	0	0
<b>PATRIOTS</b>	<b>46</b>	<b>30</b>	<b>15</b>	<b>1</b>	<b>42/46</b>	<b>12/24</b>	<b>2</b>	<b>358</b>
<b>Opponent</b>	<b>38</b>	<b>14</b>	<b>21</b>	<b>3</b>	<b>31/38</b>	<b>9/19</b>	<b>0</b>	<b>286</b>

RUSHING	NO	YDS	AVG	LG	TD
Cunningham	199	768	3.9	52t	8
Ivory	141	693	4.9	28	11
Johnson	147	675	4.6	52	3
Grogan	81	539	6.7	31	5
Calhoun	76	391	5.1	73	1
McAlister	19	77	4.1	16	2
Morgan	2	11	5.5	6	0
Jackson	1	7	7.0	7	0
Tatupu	3	6	2.0	3	0
Wilson	1	0	0.0	0	0
Westbrook	1	-2	-2.0	-2	0
<b>Patriots</b>	<b>671</b>	<b>3165</b>	<b>4.7</b>	<b>73</b>	<b>30</b>
<b>Opponents</b>	<b>511</b>	<b>1852</b>	<b>3.6</b>	<b>32t</b>	<b>14</b>

RECEIVING	NO	YOS	AVG	LG	TD
Francis	39	543	13.9	53	4
Jackson	37	743	20.1	57	6
Morgan	34	820	24.1	75t	5
Cunningham	31	297	9.6	31	0
Jonsson	26	267	10.3	31	0
Ivory	14	122	8.7	18	0
Hasselbeck	7	107	15.3	24	0
Westbrook	3	38	12.7	19	0
Calhoun	3	29	9.7	15	0
Pennywell	1	28	28.0	28	0
McAlister	1	12	12.0	12	0
<b>Patriots</b>	<b>196</b>	<b>3006</b>	<b>15.3</b>	<b>75t</b>	<b>15</b>
<b>Opponents</b>	<b>235</b>	<b>3059</b>	<b>13.0</b>	<b>67t</b>	<b>21</b>

INTERCEPTIONS	NO	YDS	AVG	LG	TD
Haynes	6	123	20.5	50	1
Nelson	5	104	20.8	37	0
Clayborn	4	72	18.0	44	0
Beaudoin	3	25	8.3	13	0
Fox	2	10	5.0	10	0
Conn	1	24	24.0	24	0
Zabel	1	0	0.0	0	0
<b>Patriots</b>	<b>22</b>	<b>358</b>	<b>16.3</b>	<b>50</b>	<b>1</b>
<b>Opponents</b>	<b>25</b>	<b>252</b>	<b>10.1</b>	<b>49</b>	<b>1</b>

PUNTING	NO	YDS	AVG	LG	TB	IN20	BLK
Wilson	54	1921	35.6	57	4	14	0
Patrick	7	216	30.9	47	0	2	0
<b>Patriots</b>	<b>61</b>	<b>2137</b>	<b>35.0</b>	<b>57</b>	<b>4</b>	<b>16</b>	<b>0</b>
<b>Opp.</b>	<b>78</b>	<b>3081</b>	<b>39.5</b>	<b>63</b>	<b>8</b>	<b>17</b>	<b>0</b>

PUNT RETURNS	NO	FC	YDS	AVG	LG	TD
Morgan	32	4	335	10.5	48	0
Haynes	14	2	183	13.1	35	0
Conn	7	2	2	2.0	2	0
<b>Patriots</b>	<b>47</b>	<b>8</b>	<b>520</b>	<b>11.1</b>	<b>48</b>	<b>0</b>
<b>Opponents</b>	<b>29</b>	<b>10</b>	<b>272</b>	<b>9.4</b>	<b>30</b>	<b>0</b>

KICK RETURNS	NO	YDS	AVG	LG	TD
Clayborn	27	636	23.6	60	0
McAlister	10	186	18.6	32	0
Westbrook	7	125	17.9	33	0
Ivory	7	165	23.6	33	0
Morgan	1	17	17.0	17	0
Wheeler	1	0	0.0	0	0
Conn	1	26	26.0	26	0
Tatupu	1	17	17.0	17	0
<b>Patriots</b>	<b>55</b>	<b>1172</b>	<b>21.3</b>	<b>60</b>	<b>0</b>
<b>Opponents</b>	<b>69</b>	<b>1576</b>	<b>22.8</b>	<b>90t</b>	<b>1</b>

FIELD GOALS	1-19	20-29	30-39	40-49	50+
Smith	0/0	1/1	0/0	0/0	0/0
Lowery	0/0	0/0	0/0	0/1	0/0
Posey	1/1	3/4	5/11	2/6	0/0
<b>Patriots</b>	<b>1/1</b>	<b>4/5</b>	<b>5/11</b>	<b>2/7</b>	<b>0/0</b>
<b>Opp.</b>	<b>0/0</b>	<b>5/6</b>	<b>1/5</b>	<b>2/5</b>	<b>1/3</b>

**Smith:** (-) (24G) (-). **Lowery:** (-) (45wl).  
**Posey:** (42G,36wl) (19G) (29G,37wr) (-) (48n)  
 (32G,34G,37G,38wl,25wl) (48n, 47G,24G) (31s)  
 (46b,30G,36b,39n) (42s,21G) (35G).  
**Opponents:** (26G,54wr) (-) (-) (35wl, 47wl)  
 (38wl,41G) (-) (25wr,44wl,52G, 51wr)  
 (29G,45wl) (-) (21G) (-) (45G,33n) (31wl) (26G)  
 (26G) (30G).

**Starters: Offense:** WR Stanley Morgan (16); LT Leon Gray (16); LG John Hannah (16); C Bill Lenkaitis (16); RG Sam Adams (16); RT Shelby Jordan (16); TE Russ Francis (15), Don Hasselbeck (1); WR Harold Jackson (13); QB Steve Grogan (16); RB Andy Johnson (13); O Horace Ivory (3); FB Sam Cunningham (14); Don Calhoun (2); 2nd TE D. Hasselbeck (3).

**Defense:** LE Mel Lunsford (15), Tony McGee (1); NT Ray Hamilton (16); RE Richard Bishop (15), Julius Adams (1); LOLB Steve Zabel (11), Steve King (5); LILB Steve Nelson (15), Ray Costick (1); RILB Sam Hunt (15), R. Costick (1); ROLB Rod Shoate (15); R. Costick (1); LCB Ray Clayborn (16); RCB Michael Haynes (16); SS Doug Beaudoin (13), Tim Fox (2), Prentice McCray (1); FS T. Fox (14), P. McCray (2).

**1978 Coaching Staff:** Raymond Berry, Receivers, Hank Bullough, Defensive Line, Ron Erhardt, Offensive Backfield, John Polonchek, QBs/Special Asst. to Head Coach, Jim Ringo, Offensive Line, Fritz Shurmur, Defensive Line, Charlie Sumner, Linebackers/Secondary, Tom Yewic, Offensive Backfield/Special Teams.

**Pro Bowl (5):** FB Sam Cunningham (1), TE Russ Francis (3), T Leon Gray (2), G John Hannah (2), CB Mike Haynes (3).

PASSING	ATT	CMP	YARDS	CMP%	YDS/ATT	TD	TD%	INT	INT%	LG	SK/YDS	RATING
Grogan	362	181	2824	50.0	7.80	15	4.1	23	6.4	75t	21/184	63.3
Owen	26	15	182	57.7	7.00	0	0.0	2	7.7	23	3/22	47.3
Johnson	2	0	0	0.0	0.00	0	0.0	0	0.0	0	0/0	--
<b>Patriots</b>	<b>390</b>	<b>196</b>	<b>3006</b>	<b>50.3</b>	<b>7.71</b>	<b>15</b>	<b>3.8</b>	<b>25</b>	<b>6.4</b>	<b>75t</b>	<b>24/206</b>	<b>62.2</b>
<b>Opps.</b>	<b>425</b>	<b>235</b>	<b>3059</b>	<b>55.3</b>	<b>7.19</b>	<b>21</b>	<b>4.9</b>	<b>22</b>	<b>5.1</b>	<b>67t</b>	<b>35/296</b>	<b>73.1</b>



# 1979 FINAL OFFENSIVE STATISTICS (9-7)

Head Coach: Ron Erhardt (9-7) • Second in AFC-East • Home Stadium: Schaefer Stadium

DATE	W/L	SCORE	OPPONENT	ATTENDANCE
9/03	L	13-16	Pittsburgh	60,798
9/09	W	56-3	NY Jets	53,113
9/16	W	20-14	at Cincinnati	41,805
9/23	W	27-21	San Diego	60,916
10/01	L	14-27	at Green Bay	52,842
10/07	W	24-17	Detroit	60,629
10/14	W	27-7	at Chicago	54,128
10/21	W	28-13	Miami	61,096
10/28	L	26-31	Baltimore	41,029
1/04	W	26-6	at Buffalo	67,935
1/11	L	10-45	at Denver	74,379
1/18	W	50-21	Baltimore	60,879
1/25	L	13-16	Buffalo	60,991
1/29	L	24-39	at Miami	69,174
12/09	L	26-27	at NY Jets	60,372
12/16	W	27-23	Minnesota	54,719

RUSHING	NO	YDS	AVG	LG	TD	KICK RETURNS	NO	YDS	AVG	LG	TD
Cunningham	159	563	3.5	27	5	Clark	37	816	22.1	38	0
Ivory	143	522	3.7	52	1	Sanford	10	179	17.9	23	0
Calhoun	137	456	3.3	29	5	Westbrook	11	151	13.7	30	0
Grogan	62	368	5.8	26	2	Clayborn	2	33	16.5	20	0
Johnson	43	132	3.1	15	1	Tatupu	3	15	5.0	12	0
Clark	19	84	4.4	19	2	Washington	1	18	18.0	18	0
Tatupu	23	71	3.1	12	0	Ivory	1	15	15.0	15	0
Morgan	7	39	5.6	17	0	Morgan	1	12	12.0	12	0
Jackson	3	12	4.0	12	0	Patriots	66	1239	18.8	38	0
Westbrook	2	8	4.0	4	0	Opponents	80	1621	20.3	45	0
Owen	2	-1	-0.5	0	0	Sacks: McGee 10.5, Bishops 8.5, Lunsford 8.0, Hamilton 7.0, Hawkins 7.0, Adams 6.0, Shoate 4.0, Costick 2.0, Nelson 2.0, Clayborn 1.0, Fox 2.0					
Cavanaugh	1	-2	-2.0	-2	0	12 1.0. Patriots 57.0, Opponents 49.0.					
Patriots	603	2252	3.7	52	16						
Opponents	495	1770	3.6	39	22						

## Team Statistics

	PATS	OPP
<b>TOTAL FIRST DOWNS</b>	<b>318</b>	<b>283</b>
By Rushing	132	118
By Passing	159	139
By Penalty	27	26
Third Down: Md/Att.	113/254	85/225
Third Down: Eff.	44.4	37.7
<b>TOTAL NET YARDS</b>	<b>5470</b>	<b>4323</b>
Avg. per Game	341.9	270.2
Total Offensive Plays	1127	1019
Avg. per Play	4.8	4.3
<b>NET YARDS RUSHING</b>	<b>2252</b>	<b>1770</b>
Total Rushing Plays	603	495
Avg. per Rush	3.7	3.6
Avg. per Game	140.8	110.6
<b>NET YARDS PASSING</b>	<b>3218</b>	<b>2553</b>
Avg. per Game	201.1	159.6
Sacked/Yards Lost	49/382	57/512
Gross Yards Passing	3600	3065
Att/Completions	475/237	467/246
Completion Pct.	49.9	52.7
Had Intercepted	23	20
<b>POINTS/AVERAGE</b>	<b>84/36.2</b>	<b>94/38.7</b>
<b>PENALTIES/YARDS</b>	<b>99/864</b>	<b>103/917</b>
<b>FUMBLES/BALLS LOST</b>	<b>28/15</b>	<b>35/22</b>
<b>TOUCHDOWNS</b>	<b>49</b>	<b>39</b>
Rushing	16	22
Passing	30	13
Returns	3	4
<b>Score by Periods</b>	<b>1 2 3 4 OT Total</b>	<b>1 2 3 4 OT Total</b>
Patriots	85 137 60 129 0	411
Opponents	87 93 71 69 6	326

SCORING	TD	Ru	Pa	Rt	PAT	FG	S	TP
Smith	0	0	0	0	46/49	23/33	0	115
Morgan	13	0	12	1	0	0	0	78
Jackson	7	0	7	0	0	0	0	42
Calhoun	6	5	1	0	0	0	0	36
Francis	5	0	5	0	0	0	0	30
Cunningham	5	5	0	0	0	0	0	30
Ivory	3	1	2	0	0	0	0	18
Clark	2	2	0	0	0	0	0	12
Grogan	2	2	0	0	0	0	0	12
Hawkins	1	0	0	1	0	0	0	6
Sanford	1	0	0	1	0	0	0	6
Westbrook	1	0	1	0	0	0	0	6
Penneywell	1	0	1	0	0	0	0	6
Johnson	1	1	0	0	0	0	0	6
Jarvis	1	0	1	0	0	0	0	6
<b>PATRIOTS</b>	<b>49</b>	<b>16</b>	<b>30</b>	<b>3</b>	<b>46/49</b>	<b>23/33</b>	<b>0</b>	<b>411</b>
<b>Opponent</b>	<b>39</b>	<b>22</b>	<b>13</b>	<b>4</b>	<b>36/39</b>	<b>18/26</b>	<b>1</b>	<b>326</b>

RECEIVING	NO	YDS	AVG	LG	TD
Jackson	45	1013	22.5	59	7
Morgan	44	1002	22.8	63t	12
Francis	39	557	14.3	44	5
Cunningham	29	236	8.1	20	0
Ivory	23	216	9.4	24	2
Calhoun	15	66	4.4	14	1
Hasselbeck	13	158	12.2	41	0
Westbrook	9	173	19.2	38	1
Johnson	9	68	7.6	11	0
Pennywell	4	35	8.8	13t	0
Clark	2	35	17.5	20	0
Javis	2	30	15.0	15t	0
Tatupu	2	9	4.5	5	0
Chandler	1	2	2.0	2	0
<b>Patriots</b>	<b>237</b>	<b>3600</b>	<b>15.2</b>	<b>63t</b>	<b>30</b>
<b>Opponents</b>	<b>246</b>	<b>3065</b>	<b>12.5</b>	<b>82</b>	<b>13</b>

INTERCEPTIONS	NO	YDS	AVG	LG	TD
Clayborn	5	56	11.2	27	0
Haynes	3	66	22.0	33	0
McCray	3	48	16.0	26	0
Fox	2	38	19.0	25	0
Hawkins	2	35	17.5	35t	0
Sanford	1	39	39.0	12	0
Beaud	1	30	30.0	30	0
Costick	1	22	22.0	22	0
Nelson	1	18	18.0	18	0
Shoate	1	0	0.0	0	0
<b>Patriots</b>	<b>20</b>	<b>352</b>	<b>17.6</b>	<b>35t</b>	<b>1</b>
<b>Opponents</b>	<b>23</b>	<b>417</b>	<b>18.1</b>	<b>56</b>	<b>1</b>

PUNTING	NO	YDS	AVG	LG	TB	IN20	BLK
Hare	83	3038	36.6	58	11	20	1
<b>Patriots</b>	<b>84</b>	<b>3038</b>	<b>36.2</b>	<b>58</b>	<b>11</b>	<b>20</b>	<b>1</b>
<b>Opp.</b>	<b>94</b>	<b>3641</b>	<b>38.7</b>	<b>63</b>	<b>9</b>	<b>11</b>	<b>1</b>

PUNT RETURNS	NO	FC	YDS	AVG	LG	TD
Morgan	29	21	289	10.0	80t	1
Haynes	5	1	16	3.2	5	0
Westbrook	2	0	5	2.5	5	0
Sanford	1	0	1	1.0	1	0
<b>Patriots</b>	<b>37</b>	<b>22</b>	<b>311</b>	<b>8.4</b>	<b>80t</b>	<b>1</b>
<b>Opponents</b>	<b>28</b>	<b>17</b>	<b>317</b>	<b>11.3</b>	<b>75t</b>	<b>1</b>

FIELD GOALS	1-19	20-29	30-39	40-49	50+
Smith	0/0	6/6	11/13	6/14	0/0
<b>Patriots</b>	<b>0/0</b>	<b>6/6</b>	<b>11/13</b>	<b>6/14</b>	<b>0/0</b>
<b>Opp.</b>	<b>0/0</b>	<b>7/7</b>	<b>5/7</b>	<b>5/11</b>	<b>1/1</b>
0 Smith: (31G,32G) (-) (37n,47b,39G,39G)					
2 (31G,31G) (42n) (44n,48n,29G) (21G, 29G)					
1 (48n) (42G,39G) (48n,49b,33G, 37G) (42G)					
0 (24G,29G,42G) (47G,40n, 32G) (28G) (47G,34n)					
0 (42G,30G)					
0 Opponents: (43n,41G) (30G) (37n) (48n) (-)					
1 (26G) (-) (44n,48n,29G) (21G, 29G)					
0 (39G,40G,37n,49n,40n) (49G) (-) (29G,					
1 26G,29G) (31G,33G,27G) (39G,25G) (24G,43S).					
0 Starters: Offense: WR Stanley Morgan (16); LT					
0 Dwight Wheeler (10), Pete Brock (6); LG John					
Hannah (16); C Bill Lenkaitis (16); RG Sam					
Adams (13), Bob Cryder (2), P. Brock (1); RT					
Shelby Jordan (12), Garry Puetz (4); TE Russ					
0 Francis (13), Don Hasselbeck (3); WR Harold					
0 Jackson (16); QB Steve Grogan (16); RB Horace					
Ivory (9), Sam Cunningham (3), Andy Johnson					
0 (3), Don Calhoun (1); FB S. Cunningham (9), D.					
0 Calhoun (5), A. Johnson (2).					
0 Offense: LE Mel Lunsford (15), Richard Bishop					
1 (1); NT Ray Hamilton (16); RE R. Bishop (13),					
0 Julius Adams (2), M. Lunsford (1); LOLB Mike					
0 Hawkins (14); LILB Steve Nelson (15), Bill					
0 Matthews (11); RILB Sam Hunt (15), John					
Zamberlin (1); ROLB Rod Shoate (14), Ray					
0 Costick, Steve King (1); LCB Raymond Clayborn					
0 (16); RCB Mike Haynes (15), Rick Sanford (1);					
1 SS Doug Beaudoin (8), Prentice McCray (5), R.					
0 Sanford (3); FS Tim Fox (16), 4th DL Tony McGee					
(2).					

**1979 Coaching Staff:** Raymond Berry, Receivers, Hank Bullough, Defensive Line, Gino Cappelletti, Special Teams, Billy Kinard, Defensive Backfield, John Polonchuk, QBs/Special Asst. to Head Coach, Jim Ringo, Offensive Line, Fritz Shurmur, Defensive Line, Tom Yewic, Offensive Backfield.

**Pro Bowl (3):** G John Hannah (3), Mike Haynes (4), WR Stanley Morgan (1).

PASSING	ATT	CMP	YARDS	CMP%	YDS/ATT	TD	TD%	INT	INT%	LG	SK/YDS	RATING
Grogan	423	206	3286	48.7	7.77	28	6.6	20	4.7	63t	45/341	77.4
Owen	47	27	248	57.4	5.28	2	4.3	3	6.4	32	4/41	59.5
Westbrook	2	2	52	100.0	26.0	0	0.0	0	0.0	28	0/0	193.8
Cavanaugh	1	1	10	100.0	10.0	0	0.0	0	0.0	10	0/0	127.1
Hare	1	1	4	100.0	4.0	0	0.0	0	0.0	4	0/0	102.1
Jackson	1	0	0	0.0	0.0	0	0.0	0	0.0	0/0	0/0	--
<b>Patriots</b>	<b>475</b>	<b>237</b>	<b>3600</b>	<b>49.9</b>	<b>7.58</b>	<b>30</b>	<b>6.3</b>	<b>23</b>	<b>4.8</b>	<b>63t</b>	<b>49/382</b>	<b>76.2</b>
<b>Opps.</b>	<b>467</b>	<b>246</b>	<b>3065</b>	<b>52.7</b>	<b>6.56</b>	<b>13</b>	<b>2.8</b>	<b>20</b>	<b>4.3</b>	<b>82</b>	<b>57/512</b>	<b>64.8</b>



# 1980 FINAL OFFENSIVE STATISTICS (10-6)

Head Coach: Ron Erhardt (10-6) • Second in AFC-East • Home Stadium: Schaefer Stadium

DATE	W/L	SCORE	OPPONENT	ATTENDANCE
9/07	W	34-17	Cleveland	49,222
9/14	L	21-37	Atlanta	48,321
9/21	W	37-31	at Seattle	61,035
9/29	W	23-14	Denver	59,602
10/05	W	21-11	at NY Jets	53,603
10/12	W	34-0	Miami	60,377
10/19	W	37-21	at Baltimore	53,924
10/26	L	13-31	at Buffalo	75,092
11/02	W	34-21	NY Jets	60,834
11/10	L	34-38	at Houston	51,524
11/16	L	14-17	Los Angeles	60,609
11/23	W	47-21	Baltimore	60,994
11/30	L	17-21	at San Francisco	45,254
12/08	L	13-16	at Miami (ot)	63,292
12/14	W	24-2	Buffalo	58,324
12/21	W	38-27	New Orleans	38,277

RUSHING	NO	YDS	AVG	LG	TO	KICK RETURNS	NO	YDS	AVG	LG	TO
Ferguson	211	818	3.9	44	2	Ivory	36	992	27.6	98t	1
Calhoun	200	787	3.9	22t	9	Brown	9	156	17.3	26	0
Grogan	30	112	3.7	19	1	Currier	6	98	16.3	26	0
Ivory	42	111	2.6	20t	2	Westbrook	1	14	14.0	14	0
Tatupu	33	97	2.9	11	3	Clark	3	21	7.0	13	0
Cavanaugh	19	97	5.1	22	0	Pennywell	1	0	0.0	0	0
Foreman	23	63	2.7	7	1	Patriots	56	1281	22.9	98t	1
Clark	9	56	6.2	15	1	Opponents	90	1649	18.3	35	0
Jackson	5	37	7.4	16	0						
Morgan	4	36	9.0	16	0						
Johnson	11	26	2.4	11	0						
Hubach	1	0	0.0	0	0						
Patriots	588	2240	3.8	44	19						
Opponents	481	1876	3.9	33	12						

## Team Statistics

TOTAL FIRST DOWNS	PATS	OPP
By Rushing	139	118
By Passing	154	141
By Penalty	26	11
Third Down: M/d/Att.	98/210	79/214
Third Down: Eff.	46.7	36.9
<b>TOTAL NET YARDS</b>	<b>5435</b>	<b>4762</b>
Avg. per Game	339.7	297.6
Total Offensive Plays	1026	983
Avg. per Play	5.3	4.8
<b>NET YARDS RUSHING</b>	<b>2240</b>	<b>1876</b>
Total Rushing Plays	588	481
Avg. per Rush	3.8	3.9
Avg. per Game	140.0	117.3
<b>NET YARDS PASSING</b>	<b>3195</b>	<b>2886</b>
Avg. per Game	199.7	180.4
Sacked/Yards Lost	25/200	44/346
Gross Yards Passing	3395	3232
Att./Completions	413/240	458/266
Completion Pct.	58.1	58.1
Had Intercepted	27	24
<b>PUNTS/AVERAGE</b>	<b>63/38.0</b>	<b>92/41.0</b>
<b>PUNT RETURNS/AVG</b>	<b>28/8.5</b>	<b>60/8.6</b>
<b>NET PUNTING AVG.</b>	<b>33.6</b>	<b>33.3</b>
<b>PENALTIES/YARDS</b>	<b>79/696</b>	<b>92/833</b>
<b>FUMBLES/BALLS LOST</b>	<b>19/9</b>	<b>31/10</b>
<b>TOUCHDOWNS</b>	<b>52</b>	<b>40</b>
Rushing	19	12
Passing	27	28
Returns	6	0
Score by Periods	1 2 3 4 OT	Total
Patriots	77 132 110 122 0	441
Opponents	64 97 56 105 3	325

SCORING	TD	Ru	Pa	Ri	PAT	FG	S	TP
Smith	0	0	0	0	51/51	26/34	0	129
Calhoun	9	9	0	0	0	0	0	54
Francis	8	0	8	0	0	0	0	48
Morgan	6	0	6	0	0	0	0	36
Jackson	5	0	5	0	0	0	0	30
Hasselback	4	0	4	0	0	0	0	24
Ivory	3	2	0	1	0	0	0	18
Johnson	3	0	3	0	0	0	0	18
Tatupu	3	3	0	0	0	0	0	18
Clark	2	1	0	1	0	0	0	12
Ferguson	2	2	0	0	0	0	0	12
Foreman	1	1	0	0	0	0	0	6
Grogan	1	1	0	0	0	0	0	6
Pennywell	1	0	1	0	0	0	0	6
Haynes	1	0	0	1	0	0	0	6
James	1	0	0	1	0	0	0	6
Shoate	1	0	0	1	0	0	0	6
Sanford	1	0	0	1	0	0	0	6
Team	0	0	0	0	0/1	0	0	0
<b>PATRIOTS</b>	<b>52</b>	<b>19</b>	<b>27</b>	<b>6</b>	<b>51/52</b>	<b>26/34</b>	<b>0</b>	<b>441</b>
<b>Opponent</b>	<b>40</b>	<b>12</b>	<b>28</b>	<b>0</b>	<b>39/40</b>	<b>14/20</b>	<b>0</b>	<b>325</b>

Opponents	481	1876	3.9	33	12	FIELD GDALS1-19						20-29	30-39	40-49	50+	
RECEIVING	NO	YDS	AVG	LG	TO	Smith						2-2	11-11	10-14	3-7	0-0
Morgan	45	991	22.0	71	6	Patriots						2-2	11-11	10-14	3-7	0-0
Francis	41	664	16.2	39	8	Opp.						0-0	8-8	4-8	2-3	0-1
Jackson	35	737	21.1	40	5											
Calhoun	27	129	4.8	12	0	Smith: (37G,35G) (-) 19G,30G,44w,29G)										
Johnson	24	259	10.8	22	3	26G,19G,36G) (-) 30G,34w,36G) (27G,										
Ferguson	22	173	7.9	18	0	(29G,37G) (41G,32G) (21G, 27G, 44w)										
Foreman	14	99	7.1	18	0	(26G,44G,32b) (47s) (22G, 35G) (37w, 42G)										
Ivory	12	95	7.9	19	0	(23G,33G,35b) (40w,27G) (22G).										
Hasselbeck	8	130	16.3	35t	4											
Westbrook	4	60	15.0	21	0	Opponents: (25G) (26G,27G,39G) (33G) (73s)										
Pennywell	4	31	7.8	16	1	(49b,39w,40G) (-) (35w) (23G,39w) (-) (45G)										
Tatupu	4	27	6.8	11	0	(29G) (39w) (-) (27G, 24G,23G) (-) (30G,38G).										
Patriots	240	3395	14.1	71	27											
Opponents	266	3232	12.2	79t	28	Starters: Offense: WR Stanley Morgan (16); LT Dwight Wheeler (15); Garry Puetz (1); LG John Hannah (16); C Bill Lenkatis (16); RG Sam Adams (15); Bob Cryder (1); RT Shelby Jordon (16); TE Russ Francis (15); Don Hasselbeck (12); WR Harold Jackson (16); QB Steve Grogan (12); 1 Matt Cavanaugh (4); RB Vagas Ferguson (16); FB Don Calhoun (16).										
INTERCEPTIONS	NO	YDS	AVG	LG	TO	Defense: LE Mel Lunsford (12), Richard Bishop (4); NT Ray Hamilton (15), R. Bishop (1); RE Julius Adams (16); LOLB Mike Hawkins (16); 0 LILB Steve Nelson (16); RILB John Zamberlin (13), Bob Golic (3); ROLB Rod Shoate (16); LCB 0 Raymond Clayborn (15), Mike Haynes (1); RCB M. Haynes (11), Rick Sanford (4), R. Clayborn (1); SS Roland James (10), R. Sanford (6); FS										
Clayborn	5	87	17.4	29	0											
Fox	4	41	10.2	23	0											
James	4	32	8.0	19	0											
Shoate	3	50	16.7	42t	1											
Nelson	3	37	12.3	33	0											
Hawkins	2	5	2.5	5	0											
Haynes	1	31	31.0	31	0											
Mathews	1	5	5.0	5	0											
Sanford	1	0	0.0	0	0											
Patriots	24	288	12.0	42t	1											
Opponents	27	369	13.7	80	0											
PUNTING	NO	YDS	AVG	TB	IN20	LG	BLK									
Hubach	63	2392	38.0	2	12	69	0	0 Tim Fox (16).								

Patriots	63	2392	38.0	2	12	69	0
Opp.	92	3775	41.0	10	14	66	0
0 1980 Coaching Staff: Raymond Berry, Receivers, Gino Cappelletti, Special Teams, Billy Kinard, Defensive Backfield, Bill Parcells, Linebackers, Tom Yewcic							
PUNT RETURNS	NO	FC	YDS	AVG	LG	TO	
James	33	3	331	10.0	75t	1	John Polonchec, QBs/Special Asst. to Head Coach, Jim Ringo, Offensive Line, Fritz Shurmur, Defensive Coordinator/Line, Tom Yewcic, Offensive Backfield.
Haynes	17	2	140	8.2	35	0	
Brown	10	1	42	4.2	14	0	
Patriots	60	6	513	8.6	75t	0	
Opponents	28	13	237	8.5	25	0	

--	--	--	--	--	--	--	--	--	--	--	--	--	--	--	--	--	--	--	--	--	--	--	--	--	--	--	--	--	--	--	--	--	--	--	--	--	--	--	--	--	--	--	--	--	--	--	--	--	--	--	--	--	--	--	--	--	--	--	--	--	--	--	--	--	--	--	--	--	--	--	--	--	--	--	--	--	--	--	--	--	--	--	--	--	--	--	--	--	--	--	--	--	--	--	--	--	--	--	--	--	--	--	--	--	--	--	--	--	--	--	--	--	--	--	--	--	--	--	--	--	--	--	--	--	--	--	--	--	--	--	--	--	--	--	--	--	--	--	--	--	--	--	--	--	--	--	--	--	--	--	--	--	--	--	--	--	--	--	--	--	--	--	--	--	--	--	--	--	--	--	--	--	--	--	--	--	--	--	--	--	--	--	--	--	--	--	--	--	--	--	--	--	--	--	--	--	--	--	--	--	--	--	--	--	--	--	--	--	--	--	--	--	--	--	--	--	--	--	--	--	--	--	--	--	--	--	--	--	--	--	--	--	--	--	--	--	--	--	--	--	--	--	--	--	--	--	--	--	--	--	--	--	--	--	--	--	--	--	--	--	--	--	--	--	--	--	--	--	--	--	--	--	--	--	--	--	--	--	--	--	--	--	--	--	--	--	--	--	--	--	--	--	--	--	--	--	--	--	--	--	--	--	--	--	--	--	--	--	--	--	--	--	--	--	--	--	--	--	--	--	--	--	--	--	--	--	--	--	--	--	--	--	--	--	--	--	--	--	--	--	--	--	--	--	--	--	--	--	--	--	--	--	--	--	--	--	--	--	--	--	--	--	--	--	--	--	--	--	--	--	--	--	--	--	--	--	--	--	--	--	--	--	--	--	--	--	--	--	--	--	--	--	--	--	--	--	--	--	--	--	--	--	--	--	--	--	--	--	--	--	--	--	--	--	--	--	--	--	--	--	--	--	--	--	--	--	--	--	--	--	--	--	--	--	--	--	--	--	--	--	--	--	--	--	--	--	--	--	--	--	--	--	--	--	--	--	--	--	--	--	--	--	--	--	--	--	--	--	--	--	--	--	--	--	--	--	--	--	--	--	--	--	--	--	--	--	--	--	--	--	--	--	--	--	--	--	--	--	--	--	--	--	--	--	--	--	--	--	--	--	--	--	--	--	--	--	--	--	--	--	--	--	--	--	--	--	--	--	--	--	--	--	--	--	--	--	--	--	--	--	--	--	--	--	--	--	--	--	--	--	--	--	--	--	--	--	--	--	--	--	--	--	--	--	--	--	--	--	--	--	--	--	--	--	--	--	--	--	--	--	--	--	--	--	--	--	--	--	--	--	--	--	--	--	--	--	--	--	--	--	--	--	--	--	--	--	--	--	--	--	--	--	--	--	--	--	--	--	--	--	--	--	--	--	--	--	--	--	--	--	--	--	--	--	--	--	--	--	--	--	--	--	--	--	--	--	--	--	--	--	--	--	--	--	--	--	--	--	--	--	--	--	--	--	--	--	--	--	--	--	--	--	--	--	--	--	--	--	--	--	--	--	--	--	--	--	--	--	--	--	--	--	--	--	--	--	--	--	--	--	--	--	--	--	--	--	--	--	--	--	--	--	--	--	--	--	--	--	--	--	--	--	--	--	--	--	--	--	--	--	--	--	--	--	--	--	--	--	--	--	--	--	--	--	--	--	--	--	--	--	--	--	--	--	--	--	--	--	--	--	--	--	--	--	--	--	--	--	--	--	--	--	--	--	--	--	--	--	--	--	--	--	--	--	--	--	--	--	--	--	--	--	--	--	--	--	--	--	--	--	--	--	--	--	--	--	--	--	--	--	--	--	--	--	--	--	--	--	--	--	--	--	--	--	--	--	--	--	--	--	--	--	--	--	--	--	--	--	--	--	--	--	--	--	--	--	--	--	--	--	--	--	--	--	--	--	--	--	--	--	--	--	--	--	--	--	--	--	--	--	--	--	--	--	--	--	--	--	--	--	--	--	--	--	--	--	--	--	--	--	--	--	--	--	--	--	--	--	--	--	--	--	--	--	--	--	--	--	--	--	--	--	--	--	--	--	--	--	--	--	--	--	--	--	--	--	--	--	--	--	--	--	--	--	--	--	--	--	--	--	--	--	--	--	--	--	--	--	--	--	--	--	--	--	--	--	--	--	--	--	--	--	--	--	--	--	--	--	--	--	--	--	--	--	--	--	--	--	--	--	--	--	--	--	--	--	--	--	--	--	--	--	--	--	--	--	--	--	--	--	--	--	--	--	--	--	--	--	--	--	--	--	--	--	--	--	--	--	--	--	--	--	--	--	--	--	--	--	--	--	--	--	--	--	--	--	--	--	--	--	--	--	--	--	--	--	--	--	--	--	--	--	--	--	--	--	--	--	--	--	--	--	--	--	--	--	--	--	--	--	--	--	--	--	--	--	--	--	--	--	--	--	--	--	--	--	--	--	--	--	--	--	--	--	--	--	--	--	--	--	--	--	--	--	--	--	--	--	--	--	--	--	--	--	--	--	--	--	--	--	--	--	--	--	--	--	--	--	--	--	--	--	--	--	--	--	--	--	--	--	--	--	--	--	--	--	--	--	--	--	--	--	--	--	--	--	--	--	--	--	--	--	--	--	--	--	--	--	--	--	--	--	--	--	--	--	--	--	--	--	--	--	--	--	--	--	--	--	--	--	--	--	--	--	--	--	--	--	--	--	--	--	--	--	--	--	--	--	--	--	--	--	--	--	--	--	--	--	--	--	--	--	--	--	--	--	--	--	--	--	--	--	--	--	--	--	--	--	--	--	--	--	--	--	--	--	--	--	--	--	--	--	--	--	--	--	--	--	--	--	--	--	--	--	--	--	--	--	--	--	--	--	--	--	--	--	--	--	--	--	--	--	--	--	--	--	--	--	--	--	--	--	--	--	--	--	--	--	--	--	--	--	--	--	--	--	--	--	--	--	--	--	--	--	--	--	--	--	--	--	--	--	--	--	--	--	--	--	--	--	--	--	--	--	--	--	--	--	--	--	--	--	--	--	--	--	--	--	--	--	--	--	--	--	--	--	--	--	--	--	--	--	--	--	--

PASSING	ATT	CMP	YARDS	CMP%	YDS/ATT	TD	TD%	INT	INT%	LG	SK/YDS	RATING
Grogan	306	175	2475	57.2	8.09	18	5.9	22	7.2	71	17/138	73.1
Cavanaugh	105	63	885	60.0	8.43	9	8.6	5	4.8	40	8/62	95.9
Jackson	2	2	35	100.00	17.5	0	0.0	0	0.0	23	0/0	158.3
Patriots	413	240	3395	58.1	8.22	27	6.5	27	6.5	71	25/200	79.3
Opps.	458	266	3232	58.1	7.06	28	6.1	24	5.2	79t	44/346	78.4



# 1981 FINAL OFFENSIVE STATISTICS (2-14)

Head Coach: Ron Erhardt (2-14) • Fifth in AFC-East • Home Stadium: Schaefer Stadium

DATE	W/L	SCORE	OPPONENT	ATTENDANCE
9/06	L	28-29	Baltimore	49,572
9/13	L	3-13	at Philadelphia	71,089
9/21	L	21-35	Dallas	<b>60,311</b>
9/27	L	21-27	at Pittsburgh OT	53,344
10/04	W	33-17	Kansas City	55,931
10/11	L	24-28	at NY Jets	55,093
10/18	W	38-10	Houston	60,474
10/25	L	22-24	at Washington	<b>50,394</b>
11/01	L	17-27	at Oakland	44,246
11/08	L	27-30	Miami OT	60,436
11/15	L	6-17	NY Jets	45,342
11/22	L	17-20	at Buffalo	71,593
11/29	L	20-27	St. Louis	39,946
12/06	L	14-24	at Miami	50,421
12/13	L	10-19	Buffalo	42,549
12/20	L	21-23	at Baltimore	17,073

## Team Statistics

	PATS	OPP
<b>TOTAL FIRST DOWNS</b>	306	328
By Rushing	124	160
By Passing	166	148
By Penalty	16	20
Third Down: Md/Att.	77/208	100/230
Third Down: Eff.	37.0	43.5
<b>TOTAL NET YARDS</b>	<b>5623</b>	<b>5827</b>
Avg. per Game	351.4	364.2
Total Offensive Plays	1026	1103
Avg. per Play	5.5	5.3
<b>NET YARDS RUSHING</b>	<b>2040</b>	<b>2950</b>
Total Rushing Plays	499	644
Avg. per Rush	4.1	4.5
Avg. per Game	127.5	184.4
<b>NET YARDS PASSING</b>	<b>3583</b>	<b>2877</b>
Avg. per Game	223.9	179.8
Sacked/Yards Lost	45/321	20/175
Gross Yards Passing	3904	3052
Att./Completions	482/254	439/243
Completion Pct.	52.7	55.3
Had Intercepted	34	16
<b>PUNTS/AVERAGE</b>	<b>75/39.3</b>	<b>74/38.8</b>
<b>NET PUNTING AVG.</b>	<b>31.8</b>	<b>34.5</b>
<b>PENALTIES/YARDS</b>	<b>88/725</b>	<b>86/763</b>
<b>FUMBLES/BALLS LOST</b>	<b>32/16</b>	<b>34/17</b>
<b>TOUCHDOWNS</b>	<b>40</b>	<b>42</b>
Rushing	23	20
Passing	17	18
Returns	0	4
<b>Score by Periods</b>	<b>1 2 3 4</b>	<b>OT Total</b>
Patriots	68 92 67 95	0 322
Opponents	78 117 90 76	9 370

SCORING	TD	R	Pa	Ri	PAT	FG	S	TP
Smith	0	0	0	0	37/39	15/24	0	82
Collins	7	0	0	0	0	0	0	42
Morgan	6	0	0	0	0	0	0	36
Hasselbeck	6	0	0	0	0	0	0	36
Cunningham	4	0	0	0	0	0	0	24
Cavanaugh	3	3	0	0	0	0	0	18
Ferguson	3	3	0	0	0	0	0	18
Tatupu	3	2	1	0	0	0	0	18
Calhoun	2	2	0	0	0	0	0	12
Grogan	2	2	0	0	0	0	0	12
Westbrook	2	2	0	0	0	0	0	12
Pennywell	1	0	1	0	0	0	0	6
Johnson	1	0	1	0	0	0	0	6
Team	0	0	0	0	0/1	0	0	0
<b>PATRIOTS</b>	<b>40</b>	<b>23</b>	<b>17</b>	<b>4</b>	<b>37/40</b>	<b>15/24</b>	<b>0</b>	<b>322</b>
<b>Opponent</b>	<b>42</b>	<b>20</b>	<b>18</b>	<b>4</b>	<b>39/41</b>	<b>25/39</b>	<b>2</b>	<b>370</b>

RUSHING	NO	YDS	AVG	LG	TD
Collins	204	873	4.3	29	7
Ferguson	78	340	4.4	19	3
Cunningham	86	269	3.1	12	4
Calhoun	57	205	3.6	33	2
Tatupu	38	201	5.3	43	2
Cavanaugh	17	92	5.4	11	3
Grogan	12	49	4.1	24	2
Morgan	2	21	10.5	11	0
Pennywell	1	3	3.0	3	0
Johnson	2	1	0.5	5	0
Jackson	2	-14	-7.0	-5	0
<b>Patriots</b>	<b>499</b>	<b>2040</b>	<b>4.1</b>	<b>43</b>	<b>23</b>
<b>Opponents</b>	<b>644</b>	<b>2950</b>	<b>4.6</b>	<b>75</b>	<b>20</b>

RECEIVING	NO	YDS	AVG	LG	TD
Hasselbeck	46	808	17.6	51	6
Morgan	44	1029	23.4	76	1
Jackson	39	669	17.2	45	0
Johnson	39	429	11.0	36	1
Collins	26	232	9.0	22	0
Tatupu	12	132	11.0	41	1
Cunningham	12	92	7.7	12	0
Dawson	7	126	18.0	42	0
Westbrook	7	122	17.4	32	2
Calhoun	7	71	10.1	20	0
Toler	5	70	14.0	23	0
Ferguson	4	39	9.8	20	0
Pennywell	3	49	16.3	22	1
Grogan	2	27	13.5	16	0
Cavanaugh	1	9	9.0	9	0
<b>Patriots</b>	<b>254</b>	<b>3904</b>	<b>15.4</b>	<b>76</b>	<b>17</b>
<b>Opponents</b>	<b>243</b>	<b>3052</b>	<b>12.6</b>	<b>55</b>	<b>18</b>

INTERCEPTIONS	NO	YDS	AVG	LG	TD
Sanford	3	28	9.3	21	0
Fox	3	20	6.7	20	0
Clayborn	2	39	19.5	39	0
James	2	29	14.5	21	0
Buben	1	49	49.0	49	0
Hawkins	1	16	16.0	16	0
Zamberlin	1	11	11.0	11	0
Haynes	1	3	3.0	3	0
Shoate	1	0	0.0	0	0
K. Lee	1	0	0.0	0	0
<b>Patriots</b>	<b>16</b>	<b>195</b>	<b>12.2</b>	<b>49</b>	<b>0</b>
<b>Opponents</b>	<b>34</b>	<b>570</b>	<b>16.8</b>	<b>67</b>	<b>1</b>

PUNTING	NO	YDS	AVG	TB	IN20	LG	BLK
Sanford	47	1959	41.7	9	12	75	0
Hubach	19	726	38.2	2	2	56	0
Hartly	9	266	30.0	2	0	41	0
<b>Patriots</b>	<b>75</b>	<b>2951</b>	<b>39.3</b>	<b>13</b>	<b>14</b>	<b>75</b>	<b>0</b>
<b>Opp.</b>	<b>74</b>	<b>2872</b>	<b>38.8</b>	<b>6</b>	<b>22</b>	<b>65</b>	<b>0</b>

PUNT RETURNS	NO	YDS	AVG	LG	TD	
Morgan	15	4	116	7.7	26	0
James	7	2	56	8.0	18	0
Haynes	6	1	12	2.0	6	0
Collins	3	0	15	5.0	15	0
<b>Patriots</b>	<b>31</b>	<b>7</b>	<b>199</b>	<b>6.4</b>	<b>26</b>	<b>0</b>
<b>Opponents</b>	<b>35</b>	<b>8</b>	<b>305</b>	<b>8.7</b>	<b>75</b>	<b>1</b>

KICK RETURNS	NO	YDS	AVG	LG	TD
Collins	39	773	19.8	30	0
Toler	9	148	16.4	32	0
Sanford	4	82	20.5	27	0
Johnson	3	53	17.7	19	0
Dombroski	2	45	22.5	24	0
Calhoun	2	38	19.0	22	0
K. Lee	2	20	10.0	16	0
Ivory	1	19	19.0	19	0
Hasselbeck	1	7	7.0	7	0
Matthews	1	5	5.0	5	0
Hamilton	1	0	0.0	0	0
<b>Patriots</b>	<b>65</b>	<b>1190</b>	<b>18.3</b>	<b>32</b>	<b>0</b>
<b>Opponents</b>	<b>68</b>	<b>1326</b>	<b>19.5</b>	<b>53</b>	<b>0</b>

**Sacks:** McGee 5.5, Bishop 4.5, Lee 3.0, Adams 3.0, Shoate 2.0, Hawkins 1.0, Hamilton 1.0, Patriots 20.0, Opponents 45.

FIELD GOALS	1-9	10-19	20-29	30-39	40-49	50+
Smith	0-0	7-7	2-6	5-7	1-4	0
<b>Patriots</b>	<b>0-0</b>	<b>7-7</b>	<b>2-6</b>	<b>5-7</b>	<b>1-4</b>	<b>0</b>
<b>Opp.</b>	<b>1-1</b>	<b>11-12</b>	<b>6-10</b>	<b>6-14</b>	<b>1-2</b>	<b>0</b>

**Smith:** (50w,39w) (22G) (43s) (-) (50G, 43G) (22G) (32w,21G) (25G,22G,46G, 53s) (38G) (27G,34G) (42G,29G) (43G, 35b) (39w) (49G, 50G) (42G) (-).

**Opponents:** (48G,19G,35G) (46G,22G, 44w) (26G,40w,26G,27G,25G) (39w,48w) (40w,35G) (50w,43w) (42G) (40G,34G) (51G, 27w,26G) (24G,26G,30G) (47G, 39w) (28G, 42w,23G,38w) (44G,45G) (37G,32G) (29G) (30G,46s).

**Starters: Offense:** WR Stanley Morgan (13), Carlos Pennywell (2), Don Westbrook (1); LT Dwight Wheeler (11), Brian Holloway (5); LG John Hannah (16); C Pete Brock (16); RG Bob Cryder (15), Gary Puetz (1); RT Shelby Jordan (16); TE Don Hasselbeck (14), Lin Dawson (2); WR Harold Jackson (15); QB Matt Cavanaugh (8), Steve Grogan (7), Tom Owen (1); RB Tony Collins (11), Vagas Ferguson (5); FB Sam Cunningham (8), Don Calhoun (7), Mose Tatupu (1); 3rd TE L. Dawson (1).

**Defense:** LE Tony McGee (9), Mark Buben (4), John Lee (3); NT Richard Bishop (16); RE Julius Adams (16); LOLB Mike Hawkins (15), Steve King (1); LILB Steve Nelson (12), Bob Golic (4); RILB Bill Mathews (9), B. Golic (5), J. Lee (1), John Zamberlin (1); ROLB Rod Shoate (16); LCB Raymond Clayborn (16); RCB Mike Haynes (6), Keith Lee (6), Roland James (3), Rick Sanford (1); SS R. Sanford (13), R. James (3); FS Tim Fox (16).

**1981 Coaching Staff:** Raymond Berry, Receivers, Gino Cappelletti, Special Teams, Bobby Grier, Offensive Backfield, Rick Lantz, Linebackers, Babe Parilli, Quarterbacks, Jim Ringo, Offensive Line, Dick Roach, Defensive Backs, Fritz Shurmur, Defensive Coordinator/Line.

**Pro Bowl (1):** G John Hannah (5).

PASSING	ATT	CMP	YARDS	CMP%	YDS/ATT	TD	TD%	INT	INT%	LG	SK/YDS	RATING
Cavanaugh	219	115	1633	52.5	7.46	5	2.3	13	5.9	65	24/165	59.8
Grogan	216	117	1859	54.2	8.61	7	3.2	16	7.4	76	19/137	63.0
Owen	36	15	218	41.7	6.05	1	2.8	4	11.1	28	2/19	25.0
Johnson	9	7	194	77.7	21.5	4	44.0	1	11.1	66	0/0	258.6
Jackson	1	0	0	0.0	0.00	0	0.0	0	0.0	0	0/0	--
Collins	1	0	0	0.0	0.00	0	0.0	0	0.0	0	0/0	--
<b>Patriots</b>	<b>482</b>	<b>254</b>	<b>3904</b>	<b>52.7</b>	<b>8.10</b>	<b>17</b>	<b>3.5</b>	<b>34</b>	<b>7.0</b>	<b>76</b>	<b>45/321</b>	<b>62.1</b>
<b>Opps.</b>	<b>439</b>	<b>243</b>	<b>3052</b>	<b>55.3</b>	<b>6.95</b>	<b>18</b>	<b>4.1</b>	<b>16</b>	<b>3.6</b>	<b>55</b>	<b>20/175</b>	<b>75.7</b>



# 1982 FINAL OFFENSIVE STATISTICS (5-4)

Head Coach: Ron Meyer (5-4) • Third in AFC-East • Home Stadium: Schaefer Stadium

DATE	W/L	SCORE	OPPONENT	ATTENDANCE
9/12	W	24-13	at Baltimore	39,055
9/19	L	7-31	NY Jets	53,515
11/21	L	7-10	at Cleveland	47,281
11/28	W	29-21	Houston	33,602
12/05	L	13-26	at Chicago	36,973
12/12	W	3-0	Miami	25,716
12/19	W	16-0	at Seattle	53,457
12/26	L	14-37	Pittsburgh	50,515
1/2/83	W	30-19	Buffalo	36,218
<b>AFC Playoff</b>				
1/8/83	L	13-28	at Miami	68,842

RUSHING	NO	YDS	AVG	LG
Collins	164	632	3.9	54
van Eeghen	82	386	4.7	17
Tatupu	30	168	5.6	26
Weathers	24	83	3.5	18
Grogan	9	42	4.7	19
Cunningham	9	21	2.3	4
Ferguson	1	5	5.0	5
Toler	1	4	4.0	4
Cavanaugh	2	3	1.5	3
Morgan	2	3	1.5	3
<b>Patriots</b>	<b>324</b>	<b>1347</b>	<b>4.2</b>	<b>54</b>
<b>Opponents</b>	<b>315</b>	<b>1289</b>	<b>4.1</b>	<b>48</b>

<b>Sacks:</b> Blackmon 4.5, Sims 3.0, Adams 2.0, James 2.0, Weishuhn 2.0, Williams, L. 2.0, McGrew 1.5, Crump 1.0, Henson 1.0, Zamberlin 1.0. Team 20.0, Opponents 15.0.						
<b>FIELD GOALS</b>	<b>1-19</b>	<b>20-29</b>	<b>30-39</b>	<b>40-49</b>	<b>50+</b>	
Smith	0-1	2-2	2-2	1-3	0-0	
Miller	0-0	2-2	0-1	0-0	0-0	
Robinson	1-1	0-1	0-0	0-0	0-0	
<b>Patriots</b>	<b>0-1</b>	<b>5-5</b>	<b>2-4</b>	<b>1-3</b>	<b>0-0</b>	
<b>Opp.</b>	<b>0-0</b>	<b>4-4</b>	<b>2-3</b>	<b>4-5</b>	<b>0-3</b>	

## Team Statistics

### TOTAL FIRST DOWNS

	PATS	OPP
By Rushing	74	87
By Passing	63	88
By Penalty	9	10
Third Down: Md/Att.	37/109	47/122
Third Down: Eff.	33.9	38.5
Fourth Down: Md/Att.	4/7	5/8
Fourth Down: Eff.	57.1	62.5

### TOTAL NET YARDS

	2633	2808
Avg. per Game	292.6	312.0
Total Offensive Plays	526	602
Avg. per Play	5.0	4.6

### NET YARDS RUSHING

	1347	1289
Total Rushing Plays	324	315
Avg. per Rush	4.2	4.1
Avg. per Game	149.7	143.2

### NET YARDS PASSING

	1286	1519
Avg. per Game	142.9	168.8
Sacked/Yards Lost	15/134	20/172
Gross Yards Passing	1420	1691
Att./Completions	187/93	267/142
Completion Pct.	49.7	53.2
Had Intercepted	9	12

### PUNTS/AVERAGE

	49/43.7	43/39.7
--	---------	---------

### NET PUNTING AVG.

	37.7	33.7
--	------	------

### PENALTIES/YARDS

	53/412	39/290
--	--------	--------

### FUMBLES/BALLS LOST

	16/8	19/11
--	------	-------

### TOUCHDOWNS

	17	18
Rushing	3	9
Passing	12	9
Returns	2	0

### Score by Periods

	1	2	3	4	OT	Total
--	---	---	---	---	----	-------

<b>Patriots</b>	23	33	37	50	0	143
-----------------	----	----	----	----	---	-----

<b>Opponents</b>	34	49	13	61	1	157
------------------	----	----	----	----	---	-----

### SCORING

TD	Ru	Pa	Rt	PAT	FG	S	TP
Smith	0	0	0	6/7	5/8	0	21
Collins	3	1	2	0	0	0	18
Morgan	3	0	3	0	0	0	18
Toler	2	0	2	0	0	0	12
Miller	0	0	0	0	4/4	2/3	10
Robinson	0	0	0	0	5/5	1/2	8
Bradshaw	1	0	1	0	0	0	6
Brown	1	0	1	0	0	0	6
Dawson	1	0	1	0	0	0	6
Grogan	1	0	1	0	0	0	6
Hasselbeck	1	0	1	0	0	0	6
Sanford	1	0	0	1	0	0	6
R. Smith	1	0	0	1	0	0	6
van Eeghen	1	0	1	0	0	0	6
Weathers	1	1	0	0	0	0	6
Crump	0	0	0	0	0	1	2
Team	0	0	0	0	0/1	0	0
<b>Patriots</b>	<b>17</b>	<b>3</b>	<b>12</b>	<b>2</b>	<b>15/18</b>	<b>8/13</b>	<b>143</b>
<b>Opponent</b>	<b>18</b>	<b>9</b>	<b>9</b>	<b>0</b>	<b>17/18</b>	<b>10/15</b>	<b>157</b>

### PASSING

	ATT	CMP	YARDS	CMP%	YDS/ATT	TD	TD%	INT	INT%	LG	SK/YDS	RATING
Grogan	122	66	930	54.1	7.62	7	5.7	4	3.3	62t	8/48	84.4
Cavanaugh	60	27	490	45.0	8.17	5	8.3	5	8.3	75t	7/86	66.7
Flick	5	0	0	0.0	0.00	0	0.0	0	0.0	-	0/0	--
<b>Patriots</b>	<b>187</b>	<b>93</b>	<b>1420</b>	<b>49.7</b>	<b>7.59</b>	<b>12</b>	<b>6.4</b>	<b>9</b>	<b>4.8</b>	<b>75t</b>	<b>15/134</b>	<b>76.5</b>
<b>Opps.</b>	<b>267</b>	<b>142</b>	<b>1691</b>	<b>53.2</b>	<b>6.33</b>	<b>9</b>	<b>3.4</b>	<b>12</b>	<b>4.5</b>	<b>46t</b>	<b>20/172</b>	<b>65.3</b>

RECEIVING	NO	YDS	AVG	LG
Morgan	28	584	20.9	75t
Collins	19	187	9.8	33
Hasselbeck	15	158	10.5	41
Dawson	13	160	12.3	26
Bradshaw	6	111	18.5	48
Brown	4	114	28.5	41
Weathers	3	24	8.0	22
Toler	2	63	31.5	33t
van Eeghen	2	14	7.0	9
Jones	1	5	5.0	5
<b>Patriots</b>	<b>93</b>	<b>1420</b>	<b>15.3</b>	<b>75t</b>
<b>Opponents</b>	<b>142</b>	<b>1691</b>	<b>11.9</b>	<b>46t</b>

INTERCEPTIONS	NO	YOS	AVG	LG
Haynes	4	26	6.5	26
James	3	12	4.0	12
Sanford	2	105	52.5	99t
Blackmon	2	7	3.5	7
Clayborn	1	26	26.0	26
<b>Patriots</b>	<b>12</b>	<b>176</b>	<b>14.7</b>	<b>99t</b>
<b>Opponents</b>	<b>9</b>	<b>100</b>	<b>11.1</b>	<b>44</b>

PUNTING	NO	YDS	AVG	TB	IN20	LGBLK
Camarillo	49	2140	43.7	5	10	76
<b>Patriots</b>	<b>49</b>	<b>2140</b>	<b>43.7</b>	<b>5</b>	<b>10</b>	<b>76</b>
<b>Opp.</b>	<b>43</b>	<b>1709</b>	<b>39.7</b>	<b>6</b>	<b>12</b>	<b>81</b>

PUNT RETURNS	SNO	FC	YDS	AVG	LG
Smith, R.	16	8	139	8.7	19
<b>Patriots</b>	<b>16</b>	<b>8</b>	<b>139</b>	<b>8.7</b>	<b>19</b>
<b>Opponents</b>	<b>26</b>	<b>9</b>	<b>191</b>	<b>7.3</b>	<b>21</b>

KICK RETURNS	NO	YOS	AVG	LG
Smith, R.	24	567	23.6	98t
Taylor	2	46	23.0	27
Dombroski	1	19	19.0	19
Lee	1	14	14.0	14
<b>Patriots</b>	<b>28</b>	<b>646</b>	<b>23.1</b>	<b>98t</b>
<b>Opponents</b>	<b>32</b>	<b>614</b>	<b>19.2</b>	<b>46</b>

9 Robinson: (24G) (-) (33). Miller: (23G,25G) (36b). Smith: (18G,33G) (21G,41b,37G, 48w,23G) (-) (42G).

2 Opponents: (49G,37w,30G) (30G) (24G) (52s) (53w,43G) (45b) (52B) (21G, 25G,44G) (46G,25G).

1 Starters: Offense: WR Stanley Morgan (9); LT Brian Holloway (9); LG John Hannah (8); Bob 2 Cryder (1); C Pete Brock (9); RG Ron Wooten (1) (7), B. Cryder (2); RT Shelby Jordan (9); TE Don 0 Hasselbeck (5); Lin Dawson (4); WR Morris 12 Bradshaw (5); Preston Brown (4); QB Steve 9 Grogan (6); Matt Cavanaugh (3); RB Tony Collins (9); FB Mark van Eeghen (5); Sam Cunningham (2); Robert Weathers (2).

0 Defense: LE Kenneth Sims (9); NT Lester 0 Williams (9); Julius Adams (9); LOLL Lawrence 1 McGrew (8); Andre Tippet (1); LILB Steve 0 Nelson (9); RILB Clayton Weishuhn (9); Don 0 Blackmon (9); LCB Mike Haynes (9) RCB 1 Raymond Clayborn (9); SS Roland James (7), 4 Keith Lee (2); FS Rick Sanford (9).

1982 Coaching Staff: Tommy Brasher, 0 Linebackers, Clev Bryant, Offensive Backfield, 0 LeBaron Caruthers, Strength/ Conditioning, 0 Steve Endicott, Receivers, Lew Erber, QB's/Offensive Coordinator, Jim Mora, TD Defensive Coordinator, Bill Muir, Offensive Line, 0 Dante Scarneccia, Special Teams/TE's, Steve 0 Sidwell, Linebackers, Steve Walters, Defensive 0 Backs.

Pro Bowl (2): G John Hannah (6), CB Mike 1 Haynes (6).



# 1983 FINAL OFFENSIVE STATISTICS (8-8)

Head Coach: Ron Meyer (8-8) • Tied for Second in AFC-East • Home Stadium: Sullivan Stadium

DATE	W/L	SCORE	OPPONENT	ATTENDANCE
9/04	L	23-29	Baltimore (OT)	45,526
9/11	L	24-34	at Miami	59,343
9/18	W	23-13	NY Jets	43,182
9/25	W	28-23	at Pittsburgh	58,282
10/02	L	13-33	San Francisco	54,293
10/09	L	7-12	at Baltimore	35,618
10/16	W	37-21	San Diego	59,016
10/23	W	31-0	at Buffalo	60,424
10/30	L	13-24	at Atlanta	47,546
11/06	W	21-7	Buffalo	42,604
11/13	W	17-6	Miami	60,771
11/20	L	0-30	Cleveland	40,987
11/27	L	3-26	at NY Jets	48,620
12/04	W	7-0	New Orleans	24,579
12/11	W	21-7	at LA Rams	46,503
12/18	L	6-24	at Seattle	59,688

RUSHING	NO	YDS	AVG	LG	TO
Collins	219	1049	4.8	50t	10
Tatupu	106	578	5.5	55	4
R. Weathers	73	418	5.7	77	1
van Eeghen	95	358	3.8	11	2
Grogan	23	108	4.7	17	2
Eason	19	39	2.1	12	0
C. Weathers	1	28	28.0	28	0
Kerrigan	1	14	14.0	14	0
Morgan	1	13	13.0	13	0
<b>Patriots</b>	<b>538</b>	<b>2605</b>	<b>4.8</b>	<b>77</b>	<b>19</b>
<b>Opponents</b>	<b>549</b>	<b>2281</b>	<b>4.2</b>	<b>29</b>	<b>9</b>

RECEIVING	NO	YDS	AVG	LG	TO
Morgan	58	863	14.9	50t	2
Collins	27	257	9.5	20	0
Ramsey	24	335	14.0	39	6
R. Weathers	23	212	9.2	19	0
Jones	20	323	16.2	30	1
C. Weathers	19	379	19.9	58t	3
Starring	17	389	22.9	76t	2
van Eeghen	10	102	10.2	23	0
Tatupu	10	97	9.7	17	1
Dawson	9	84	9.3	14	1
Hasselbeck	1	7	7.0	7	0
B. Williams	1	0	0.0	0	0
Grogan	1	-8	-8.0	-8	0
<b>Patriots</b>	<b>220</b>	<b>3040</b>	<b>13.8</b>	<b>76t</b>	<b>16</b>
<b>Opponents</b>	<b>277</b>	<b>3565</b>	<b>12.9</b>	<b>68t</b>	<b>19</b>

INTERCEPTIONS	NO	YDS	AVG	LG	TO
Sanford	7	24	3.4	16	0
James	5	99	19.8	46	0
Marion	2	4	2.0	4	0
Blackmon	1	39	39.0	39	0
Nelson	1	6	6.0	6	0
McGrew	1	3	3.0	3	0
Weishuhn	0	27	-	27t	1
<b>Patriots</b>	<b>17</b>	<b>202</b>	<b>11.9</b>	<b>46</b>	<b>1</b>
<b>Opponents</b>	<b>18</b>	<b>361</b>	<b>20.1</b>	<b>65t</b>	<b>1</b>

PUNTING	NO	YDS	AVG	TB	IN20	LG	BLK
Camarillo	81	3615	44.6	11	25	70	0
<b>Patriots</b>	<b>81</b>	<b>3615</b>	<b>44.6</b>	<b>11</b>	<b>25</b>	<b>70</b>	<b>0</b>
<b>Opp.</b>	<b>78</b>	<b>3273</b>	<b>42.0</b>	<b>8</b>	<b>21</b>	<b>62</b>	<b>0</b>

PUNT RETURNS	NO	FC	YDS	AVG	LG	TO
R. Smith	38	12	398	10.5	55	0
C. Weathers	4	0	1	0.3	3	0
Sanford	1	2	0	0.0	30	0
Lee	1	0	0	0.0	0	0
<b>Patriots</b>	<b>44</b>	<b>14</b>	<b>399</b>	<b>9.1</b>	<b>55</b>	<b>0</b>
<b>Opponents</b>	<b>48</b>	<b>6</b>	<b>392</b>	<b>8.2</b>	<b>22</b>	<b>0</b>

KICK RETURNS	NO	YDS	AVG	LG	TO
R. Smith	42	916	21.8	53	0
R. Weathers	3	68	22.7	29	0
C. Weathers	3	58	19.3	33	0
Jones	4	63	15.8	23	0
Lee	4	40	10.0	19	0
Golden	1	10	10.0	10	0
<b>Patriots</b>	<b>57</b>	<b>1155</b>	<b>20.3</b>	<b>53</b>	<b>0</b>
<b>Opponents</b>	<b>56</b>	<b>1082</b>	<b>19.3</b>	<b>60</b>	<b>0</b>

## Team Statistics

	PATS	OPP
<b>TOTAL FIRST DOWNS</b>	<b>284</b>	<b>326</b>
By Rushing	130	129
By Passing	138	172
By Penalty	16	25
Third Down: Md/Att.	82/205	101/234
Third Down: Eff.	40.0	43.1
Fourth Down: Md/Att.	4/12	8/19
Fourth Down: Eff.	33.3	42.1
<b>TOTAL NET YARDS</b>	<b>5311</b>	<b>5576</b>
Avg. per Game	331.9	348.5
Total Offensive Plays	995	1102
Avg. per Play	5.3	5.1
<b>NET YARDS RUSHING</b>	<b>2605</b>	<b>2281</b>
Total Rushing Plays	538	549
Avg. per Rush	4.8	4.2
Avg. per Game	162.8	142.6
<b>NET YARDS PASSING</b>	<b>2706</b>	<b>3295</b>
Avg. per Game	169.1	205.9
Sacked/Yards Lost	45/334	39/270
Gross Yards Passing	3040	3565
Att/Completions	412/220	514/277
Completion Pct.	53.4	53.9
Had Intercepted	18	17
<b>PUNTS/AVERAGE</b>	<b>81/44.6</b>	<b>78/42.0</b>
<b>NET PUNTING AVG.</b>	<b>37.1</b>	<b>34.8</b>
<b>PENALTIES/YARDS</b>	<b>90/815</b>	<b>84/674</b>
<b>FUMBLES/BALLS LOST</b>	<b>47/20</b>	<b>30/19</b>
<b>TOUCHDOWNS</b>	<b>36</b>	<b>31</b>
Rushing	19	9
Passing	16	19
Returns	1	3
<b>Score by Periods</b>	<b>1 2 3 4 OT Total</b>	<b>0 1 2 3 4 OT Total</b>
Patriots	53 71 40 110 0	274
Opponents	47 110 67 59 6	289

SCORING	TD	Ru	Pa	Rt	PAT	FG	S	P
Collins	10	10	0	0	0	0	0	60
Ramsey	6	0	6	0	0	0	0	36
Steinfert	0	0	0	0	16/17	6/15	0	34
Tatupu	5	4	1	0	0	0	0	30
Smith	0	0	0	0	12/15	3/6	0	21
C. Weathers	3	0	3	0	0	0	0	18
Grogan	2	2	0	0	0	0	0	12
Morgan	2	0	2	0	0	0	0	12
Starring	2	0	2	0	0	0	0	12
van Eeghen	2	2	0	0	0	0	0	12
Dawson	1	0	1	0	0	0	0	6
Jones	1	0	1	0	0	0	0	6
R. Weathers	1	1	0	0	0	0	0	6
Weishuhn	1	0	0	1	0	0	0	6
Zendejas	0	0	0	0	3/4	0/1	0	3
<b>PATRIOTS</b>	<b>36</b>	<b>19</b>	<b>16</b>	<b>1</b>	<b>31/36</b>	<b>9/22</b>	<b>0</b>	<b>274</b>
<b>Opponent</b>	<b>31</b>	<b>9</b>	<b>19</b>	<b>3</b>	<b>29/30</b>	<b>24/31</b>	<b>1</b>	<b>289</b>

**Smith:** (36wr,33wl,39G) (22G) (43G) (-) (37wr).  
**Steinfert:** (41wl) (35G,20G,32G) (47wl,48wr, 22G) (-) (46b) (44wr,20G) (-) (39wl,33G) (37s,48wl,24wl). **Zendejas:** (41wl) (-)

**Opponents:** (25G,52G,33G) (28G,23G) (-) (20G,34G,28G) (45G,35G,36G,24G) (52G) (-) (54wl,47wl) (23G) (24wl) (52G,29G,53wl) (22G,20G,20G) (18G, 34G,35G,19G) (35wl) (41wl) (29G,34wr).

**Sacks:** Tippet 8.5, Adams 8.0, Owens 4.0, Blackmon 3.5, Browning 2.0, James 2.0, McGrew 2.0, Rembert 2.0, Weishuhn 2.0, Williams, T. 2.0, Nelson 1.0, Williams, L. 1.0, Harris 0.5, Rogers 0.5. Team 39.0, Opponent 45.0.

**Starters: Offense:** WR Stanley Morgan (16); LT 0 Brian Holloway (16); LG John Hannah (16); C 0 Pete Brock (13), Dwight Wheeler (3); RG Ron Wooten (16); RT Bob Cryder (14), Darryl Haley (2); TE Lin Dawson (10), Derrick Ramsey (6); WR Cedric Jones (12), Stephen Starring (3); QB Steve Grogan (12), Tony Eason (4); RB Tony Collins (16); FB Mark van Eeghen (10), Robert Weathers (5), Mosi Tatupu (1); 2nd TE Derrick Ramsey (1).

**Defense:** LE Toby Williams (10), Kenneth Sims (2), Marshall Harris (2), Ron Spears (1), Lester Williams (1); NT Dennis Owens (14), Luther Henson (2); RE Julius Adams (16); LOLB Andre Tippet (12), Larry McGrew (4); LILB Johnny Rembert (8), Steve Nelson (7), Tim Golden (1); RILB Clayton Weishuhn (16); ROLB Don Blackmon (14), L. McGrew (1), A. Tippet (1), LCB Ronnie Lippett (16); RCB Raymond Clayborn (16); SS Roland James (16); FS Rick Sanford (16).

**1983 Coaching Staff:** Tommy Brasher, Linebackers, Cleve Bryant, Offensive Backfield, LeBaron Caruthers, Strength/ Conditioning, Steve Endicott, Receivers, Lew Erber, QB's/Offensive Coordinator, Bill Muir, Offensive Line, Rod Rust, Defensive Coordinator, Dante Scarnechia, Special Teams/TE's, Steve Sidwell, Linebackers, Steve Walters, Defensive Backs.

**Pro Bowl (5):** P Rich Camarillo (1), CB Raymond Clayborn (1), RB Tony Collins (1), G John Hannah (7), T Brian Holloway (1).

PASSING	ATT	CMP	YARDS	CMP%	YDS/ATT	TD	TD%	INT	INT%	LG	SK/YDS	RATING
Grogan	303	168	2411	55.4	7.95	15	4.9	12	3.9	76t	29/195	81.4
Eason	95	46	557	48.4	5.86	1	1.0	5	5.2	35	16/139	48.8
Kerrigan	14	6	72	42.9	5.14	0	0.0	1	7.1	19	0/0	29.5
<b>Patriots</b>	<b>412</b>	<b>220</b>	<b>3040</b>	<b>53.4</b>	<b>7.37</b>	<b>16</b>	<b>4.3</b>	<b>18</b>	<b>4.3</b>	<b>76t</b>	<b>45/334</b>	<b>72.1</b>
<b>Opps.</b>	<b>514</b>	<b>277</b>	<b>3565</b>	<b>53.9</b>	<b>6.93</b>	<b>19</b>	<b>3.6</b>	<b>17</b>	<b>3.3</b>	<b>68t</b>	<b>39/270</b>	<b>74.4</b>



# 1984 FINAL OFFENSIVE STATISTICS (9-7)

Head Coach: Ron Meyer (5-3) Raymond Berry (4-4) • Second in AFC-East • Home Stadium: Sullivan Stadium

DATE	W/L	SCORE	OPPONENT	ATTENDANCE	RUSHING	NO	YDS	AVG	LG	TD	KICK	RETURNS	NO	YDS	AVG	LG	TD
9/02	W	21-17	at Buffalo	48,528	C. James	160	790	4.9	73	1	Collins	26	544	20.9	46	0	
9/09	L	7-28	at Miami	66,083	Tatupu	133	553	4.2	20t	4	J. Williams	23	461	20.0	29	0	
9/16	W	38-23	Seattle	43,140	Collins	138	550	4.0	21	5	Fryar	5	95	19.0	22	0	
9/23	L	10-26	Washington	60,503	Eason	40	154	3.9	25t	5	Lee	3	43	14.3	17	0	
9/30	W	28-21	at NY Jets	68,978	Grogan	7	12	1.7	13	0	Robinson	3	38	12.7	14	0	
10/14	W	20-14	Cincinnati	48,154	Fryar	2	-11	-5.5	0	0	Smith	1	22	22.0	22	0	
10/21	L	24-44	Miami	60,711	Starring	2	-16	-8.0	0	0	Jones	1	20	20.0	20	0	
10/28	W	30-20	NY Jets	60,513	Patriots	482	2032	4.2	73	15	Hawthorne	1	14	14.0	14	0	
11/04	L	19-26	at Denver	74,908	Opponents	498	1886	3.8	53	11	Tatupu	1	9	9.0	9	0	
11/11	W	38-10	Buffalo	43,313							Patriots	64	1246	19.5	46	0	
11/18	W	50-17	at Indianapolis	60,009							Opponents	73	1373	18.8	69	0	
11/22	L	17-20	Dallas	55,341	RECEIVING	NO	YDS	AVG	LG	TD	Opponents						
12/02	L	10-33	St. Louis	53,558	Ramsey	66	792	12.0	34	7							
12/09	L	17-27	at Philadelphia	41,581	Starring	46	657	14.3	65t	4	FIELD GOALS	1-19	20-29	30-39	40-49	50+	
12/16	W	16-10	Indianapolis	22,383	Dawson	39	427	10.9	27	4	Franklin	2-2	10-10	4-7	6-8	0-1	

## Team Statistics

	PATS	OPP															
<b>TOTAL FIRST DOWNS</b>	<b>315</b>	<b>311</b>															
By Rushing	104	109															
By Passing	186	182															
By Penalty	25	20															
Third Down: Md/Att.	83/214	90/255															
Third Down: Eff.	39.0	40.0															
Fourth Down: Md/Att.	4/5	9/18															
Fourth Down: Eff.	80.0	50.0															
<b>TOTAL NET YARDS</b>	<b>5263</b>	<b>5100</b>															
Avg. per Game	328.9	318.7															
Total Offensive Plays	1048	1066															
Avg. per Play	5.0	4.8															
<b>NET YARDS RUSHING</b>	<b>2032</b>	<b>1886</b>															
Total Rushing Plays	482	498															
Avg. per Rush	4.2	3.8															
Avg. per Game	127.0	117.8															
<b>NET YARDS PASSING</b>	<b>3231</b>	<b>3214</b>															
Avg. per Game	201.9	200.8															
Sacked/Yards Lost	66/454	55/452															
Gross Yards Passing	3685	3666															
Att/Completions	500/292	513/283															
Completion Pct.	58.4	55.2															
Had Intercepted	14	17															
<b>PUNTS/AVERAGE</b>	<b>92/42.4</b>	<b>83/40.3</b>															
<b>NET PUNTING AVG.</b>	<b>35.0</b>	<b>33.4</b>															
<b>PENALTIES/YARDS</b>	<b>86/674</b>	<b>87/773</b>															
<b>FUMBLES/BALLS LOST</b>	<b>29/15</b>	<b>33/8</b>															
<b>TOUCHDOWNS</b>	<b>42</b>	<b>42</b>															
Rushing	15	11															
Passing	26	25															
Returns	1	6															
<b>Score by Periods</b>	<b>1</b>	<b>2</b>	<b>3</b>	<b>4</b>	<b>OT</b>	<b>Total</b>											
Patriots	68	74	108	112	0	362											
Opponents	78	115	84	75	0	352											
<b>SCORING</b>	<b>TD</b>	<b>Ru</b>	<b>Pa</b>	<b>Rt</b>	<b>PAT</b>	<b>FG</b>	<b>S</b>	<b>TP</b>									
Franklin	0	0	0	0	42/42	22/28	0	108									
Ramsey	7	0	7	0	0	0	0	42									
Collins	5	5	0	0	0	0	0	30									
Eason	5	5	0	0	0	0	0	30									
Morgan	5	0	5	0	0	0	0	30									
Dawson	4	0	4	0	0	0	0	24									
Starring	4	0	4	0	0	0	0	24									
Tatupu	4	0	4	0	0	0	0	24									
Jones	3	0	2	1	0	0	0	18									
C. Weathers	2	0	2	0	0	0	0	12									
C. James	1	1	0	0	0	0	0	6									
Robinson	1	0	1	0	0	0	0	6									
Fryar	1	0	1	0	0	0	0	6									
R. James	0	0	0	0	0	0	1	2									
<b>PATRIOTS</b>	<b>42</b>	<b>15</b>	<b>26</b>	<b>1</b>	<b>42/42</b>	<b>22/28</b>	<b>1</b>	<b>362</b>									
<b>Opponent</b>	<b>42</b>	<b>11</b>	<b>25</b>	<b>6</b>	<b>37/42</b>	<b>21/31</b>	<b>0</b>	<b>352</b>									
<b>PASSING</b>	<b>ATT</b>	<b>CMP</b>	<b>YARDS</b>	<b>CMP%</b>	<b>YDS/ATT</b>	<b>TD</b>	<b>TD%</b>	<b>INT</b>	<b>INT%</b>	<b>LG</b>	<b>SK/YDS</b>	<b>RATING</b>					
Eason	431	259	3228	60.1	7.49	23	5.3	8	1.8	76t	59/409	93.4					
Grogan	68	32	444	47.1	6.53	3	4.4	6	8.8	65t	7/45	46.4					
Kerrigan	1	1	13	100.0	13.0	0	0.0	0	0.0	13	0/0	139.6					
<b>Patriots</b>	<b>500</b>	<b>292</b>	<b>3685</b>	<b>58.4</b>	<b>7.37</b>	<b>26</b>	<b>5.2</b>	<b>14</b>	<b>2.8</b>	<b>76t</b>	<b>66/454</b>	<b>87.1</b>					
<b>Opps.</b>	<b>513</b>	<b>283</b>	<b>3666</b>	<b>55.2</b>	<b>7.14</b>	<b>25</b>	<b>4.9</b>	<b>17</b>	<b>3.3</b>	<b>68t</b>	<b>55/452</b>	<b>80.3</b>					

**Sacks:** Tippet 18.5, Owens 6.5, Williams, T. 6.0, Blackston 5.0, Adams 4.0, Nelson 4.0, 6 Sims 3.5, Henson 2.0, Rogers 2.0, Williams L. 1.5, Marion 1.0, McGrew 0.5, Rembert 0.5. Team 55.0 Opp. 66.0.

**Pro Bowl (4):** G John Hannah (8), T Brian Holloway (2), LB Steve Nelson (2), LB Andre Tippet (1).

**1984 Coaching Staff:** Tommy Brasher, Linebackers, Clev Bryant, Offensive Backfield, LeBaron Caruthers, Strength/ Conditioning, Steve Endicott, Receivers, Lew Erber, QBs/Offensive Coordinator, Bill Muir, Offensive Line, Rod Rust, Defensive Coordinator, Dante Scarnechia, Special Teams/TE's, Steve Sidwell, Linebackers, Steve Walters, Defensive Backs.



# 1985 FINAL OFFENSIVE STATISTICS (11-5)

Head Coach: Raymond Berry (11-5) • Tied for Second in AFC-East • Home Stadium: Sullivan Stadium

DATE	W/L	SCORE	OPPONENT	ATTENDANCE	RUSHING	NO	YDS	AVG	LG	TD	Sacks:
9/08	W	26-20	Green Bay	49,488	C. James	263	1227	4.7	65t	5	Sims 5.5, Adams 5.0, Nelson 2.0, T. Williams
9/15	L	7-20	at Chicago	60,533	Collins	163	657	4.0	28	3	2.0, McGrew 1.0, L. Williams 1.0. Team, 51.0,
9/22	W	17-14	at Buffalo	40,334	Weathers	41	174	4.2	42t	1	Opponent, 39.0.
9/29	L	20-35	LA Raiders	60,686	Tatupu	47	152	3.2	11	2	
10/06	L	20-24	at Cleveland	62,139	Eason	22	70	3.2	23	1	Field Goals 1-19 20-29 30-39 40-49 50+
10/13	W	14-3	Buffalo	40,462	Grogan	20	29	1.5	12	2	Franklin 1/1 7/9 9/9 5/9 2/2
10/20	W	20-13	NY Jets	58,163	Fryar	7	27	3.9	13	1	Patriots 1/1 7/9 9/9 5/9 2/2
10/27	W	32-14	at Tampa Bay	34,661	Morgan	1	0	0.0	0	0	Opp. 0/0 8/8 6/8 6/7 2/2
11/03	W	17-13	Miami	58,811	Franklin	1	-5	-5.0	-5	0	
11/10	W	34-15	Indianapolis	54,176	Patriots	565	2331	4.1	65t	15	Franklin: (34G) (-) (47G,20G) (29G, 33G,47wl)
11/17	W	20-13	at Seattle	60,345	Opponents	466	1655	3.6	24	15	(20wr) (19G,44G) (35G,50G, 49G,28wr) (38G)
11/24	L	13-16	at NY Jets OT	74,100							(41G,30G) (-) (41wl, 23G,28G) (35G)
12/01	W	38-31	at Indianapolis	56,740							(38G,47wl,50G,22G) (22G,49G) (25G,42wr,30G)
12/08	W	23-6	Detroit	59,078	RECEIVING	NO	YOS	AVG	LG	TD	
12/16	L	27-30	at Miami	69,489	Collins	52	549	10.6	49	2	
12/22	W	34-23	Cincinnati	57,953	Morgan	39	760	19.5	50t	5	Opponents: (40b) (21G,28G) (-) (-)
AFC PLAYOFF					Fryar	39	670	17.2	56	7	(36wl,44G) (47G) (53G,52G) (-) (26G, 32G) (-)
12/28	W	26-14	at NY Jets	70,598	D. Ramsey	28	285	10.2	26	1	(37wr, 32G,31G) (21G,21G, 32G) (25G)
1/5/86	W	27-20	at LA Raiders	88,936	C. James	27	360	13.3	90t	2	(26G,37G) (44G,49G,47G) (42G, 22G,30G).
1/12/86W	31-14	at Miami	74,978	Jones	21	237	11.3	29t	2		
SUPER BOWL XX					Starring	16	235	14.7	40	0	Starters: Offense: WR Stanley Morgan (13),
1/26/86L	10-46	vs.Chicago	73,818	Dawson	17	148	8.7	26	0	0	Cedric Jones (3); LT Brian Holloway (16); LG

## Team Statistics

<b>TOTAL FIRST DOWNS</b>		<b>294</b>	<b>284</b>	D. Williams		9	163	18.1	30	0	John Hannah (14), Guy Morriss (2); C Pete Brock					
By Rushing		126	92	Hawthorne		3	42	14.0	28t	1	(8), G. Morriss (8); RG Ron Wooten (14), Paul					
By Passing		153	168	Weathers		2	18	9.0	13	0	Fairchild (2); RT Steve Moore (16); TE Lin					
By Penalty		15	24	Tatupu		2	16	8.0	15	0	Dawson (13), Derrick Ramsey (3); WR Irving					
Third Down: Md/Att.		83/223	74/227	<b>Patriots</b>		<b>255</b>	<b>3483</b>	<b>13.7</b>	<b>90t</b>	<b>20</b>	Fryar (14), Stephen Starring (1), Derwin Williams					
Third Down: Eff.		37.0	33.0	<b>Opponents</b>		<b>262</b>	<b>3393</b>	<b>13.0</b>	<b>88t</b>	<b>14</b>	(1); QB Tony Eason (10), Steve Grogan (6); RB					
Fourth Down: Md/Att.		4/10	5/15								Tony Collins (16); FB Craig James (14), Mosi					
Fourth Down: Eff.		40.0	33.0	<b>INTERCEPTIONS</b>		<b>NO</b>	<b>YBS</b>	<b>AVG</b>	<b>LG</b>	<b>TD</b>	Tatupu (2)					
<b>TOTAL NET YARDS</b>		<b>5499</b>	<b>4714</b>	Marion		7	189	27.0	83	0	<b>Defense:</b> Le Ken Sims (13), Garin Veris (3); (3);					
Avg. per Game		343.7	294.6	Clayborn		6	80	13.3	38	1	Dennis Owens (13), Lester Williams (3); RE					
Total Offensive Plays		1061	1042	R. James		4	51	12.8	39	0	Julius Adams (12), Toby Williams (3), G. Veris					
Avg. per Play		5.2	4.5	Lippett		3	93	31.0	58	0	(1); LOLB Andre Tippett (16); LILB Steve Nelson					
<b>NET YARDS RUSHING</b>		<b>2331</b>	<b>1655</b>	Blackmon		1	14	14.0	14	0	(15), Johnny Rembert (1); RILB Lawrence					
Total Rushing Plays		565	466	McGrew		1	0	0.0	0	0	McGrew (12), J. Rembert (4); ROLB Don					
Avg. per Rush		4.1	3.6	McSwain		1	0	0.0	0	0	Blackmon (14), L. McGrew (2); LCB Ronnie					
Avg. per Game		145.7	103.4	<b>Patriots</b>		<b>23</b>	<b>427</b>	<b>18.6</b>	<b>83</b>	<b>1</b>	Lippett (16); RCB Raymond Clayborn (16); SS					
<b>NET YARDS PASSING</b>		<b>3168</b>	<b>3059</b>	<b>Opponents</b>		<b>22</b>	<b>243</b>	<b>11.0</b>	<b>38t</b>	<b>2</b>	Roland James; FS Fred Marion (16).					
Avg. per Game		198.0	191.2	<b>PUNTING</b>		<b>NO</b>	<b>YBS</b>	<b>AVG</b>	<b>TB</b>	<b>IN20</b>	<b>LGBLK</b>					
Sacked/Yards Lost		39/315	51/334	Cammarillo		92	3953	43.0	13	17	75	0				
Gross Yards Passing		3483	3393	<b>Patriots</b>		<b>92</b>	<b>3953</b>	<b>43.0</b>	<b>13</b>	<b>17</b>	<b>75</b>	<b>0</b>				
Att./Completions		457/255	525/262	<b>Opp.</b>		<b>97</b>	<b>3925</b>	<b>40.5</b>	<b>11</b>	<b>26</b>	<b>64</b>	<b>0</b>				
Completion Pct.		55.8	49.9													
Had Intercepted		22	23													
<b>PUNTS/AVERAGE</b>		<b>92/49.2</b>	<b>97/40.5</b>													
<b>NET PUNTING AVG.</b>		<b>33.7</b>	<b>32.5</b>													
<b>PENALTIES/YARDS</b>		<b>114/84.2</b>	<b>83/69.9</b>	<b>PUNT RETURNS</b>		<b>NO</b>	<b>FC</b>	<b>YBS</b>	<b>AVG</b>	<b>LG</b>	<b>TD</b>					
<b>FUMBLES/BALLS LOST</b>		<b>37/20</b>	<b>35/24</b>	Fryar		37	15	520	14.1	85t	2					
<b>TOUCHDOWNS</b>		<b>41</b>	<b>32</b>	R. James		2	0	13	6.5	13	0					
Rushing		15	15	Starring		2	0	0	0.0	0	0					
Passing		20	14	Marion		0	1	0	0.0	0	0					
Returns		6	3	Bowman		1	0	-3	-3.0	-3	0					
<b>Score by Periods</b>		<b>1</b>	<b>2</b>	<b>3</b>	<b>4</b>	<b>OT</b>	<b>TOTAL</b>									
Patriots		54	115	44	149	0	362									
Opponents		75	64	56	92	3	290									
<b>SCORING</b>		<b>TD</b>	<b>RU</b>	<b>PA</b>	<b>RT</b>	<b>PAT</b>	<b>FG</b>	<b>S</b>	<b>K</b>	<b>KICK RETURNS</b>	<b>NO</b>	<b>YBS</b>	<b>AVG</b>	<b>LG</b>	<b>TD</b>	
Franklin		0	0	0	0	0	40/4124/30	0	112	Starring	48	1012	21.1	53	0	
Fryar		10	1	7	2	0	0	0	60	Fryar	3	39	13.0	24	0	
C. James		7	5	2	0	0	0	0	42	Jones	3	37	12.3	20	0	
Collins		5	3	2	0	0	0	0	30	Weathers	1	18	18.0	18	0	
Morgan		5	0	5	0	0	0	0	30	Hawthorne	1	13	13.0	13	0	
Jones		3	0	2	1	0	0	0	12	C. James	1	0	0.0	0	0	
Grogan		2	2	0	0	0	0	0	12	Patriots	57	1119	19.6	53	0	
Tatupu		2	2	0	0	0	0	0	6	Opponents	77	1434	18.6	58	0	
Eason		1	1	0	0	0	0	0	6							
Weathers		1	1	0	0	0	0	0	6							
Hawthorne		1	0	1	0	0	0	0	6							
D. Ramsey		1	0	1	0	0	0	0	6							
Tippett		1	0	0	1	0	0	0	6							
Rembert		1	0	0	1	0	0	0	6							
Clayborn		1	0	0	1	0	0	0	6							
Blackmon		1	0	0	1	0	0	0	6							
<b>PATRIOTS</b>		<b>41</b>	<b>15</b>	<b>20</b>	<b>6</b>	<b>40/4124/30</b>	<b>2</b>	<b>362</b>								
<b>Opponent</b>		<b>32</b>	<b>15</b>	<b>14</b>	<b>3</b>	<b>30/3222/25</b>	<b>1</b>	<b>290</b>								
<b>PASSING</b>		<b>ATT</b>	<b>CMP</b>	<b>YARDS</b>	<b>CMP%</b>	<b>YDS/ATT</b>	<b>TD</b>	<b>TD%</b>	<b>INT</b>	<b>INT%</b>	<b>LG</b>	<b>SK/YDS</b>	<b>RATING</b>			
Eason		299	168	2156	56.2	7.2	11	3.7	17	5.7	90t	28/229	67.5			
Grogan		156	85	1311	54.5	8.4	7	4.5	5	3.2	56	11/86	84.1			
C. James		2	16	100.0	8.0	2	1.0	0	0.0	11t	0/0	452.1				
<b>Patriots</b>		<b>457</b>	<b>255</b>	<b>3483</b>	<b>55.8</b>	<b>7.6</b>	<b>20</b>	<b>4.4</b>	<b>22</b>	<b>4.8</b>	<b>90t</b>	<b>39/315</b>	<b>74.9</b>			
<b>Opps.</b>		<b>525</b>	<b>262</b>	<b>3393</b>	<b>49.9</b>	<b>6.5</b>	<b>14</b>	<b>2.7</b>	<b>23</b>	<b>4.4</b>	<b>88t</b>	<b>51/334</b>	<b>61.2</b>			



# 1986 FINAL OFFENSIVE STATISTICS (11-5)

Head Coach: Raymond Berry (11-5) • First in AFC-East • Home Stadium: Sullivan Stadium

DATE	W/L	SCORE	OPPONENT	ATTENDANCE
9/07	W	33-3	Indianapolis	55,208
9/11	W	20-6	at NY Jets	72,422
9/21	L	31-38	Seattle	58,977
9/28	L	20-27	at Denver	75,804
10/05	W	34-7	Miami	60,689
10/12	L	24-31	NY Jets	60,342
10/19	W	34-0	at Pittsburgh	54,743
10/26	W	23-3	at Buffalo	77,808
11/02	W	25-17	Atlanta	60,597
11/09	W	30-21	at Indianapolis	56,890
11/16	W	30-28	at LA Rams	64,339
11/23	W	22-19	Buffalo	60,455
11/30	W	21-20	at New Orleans	58,259
12/07	L	7-31	Cincinnati	60,633
12/14	L	24-29	San Francisco	60,787
12/22	W	34-27	at Miami	74,516
AFC PLAYOFF				
1/4/87	L	17-22	at Denver	76,105

## Team Statistics

	PATS	OPP
<b>TOTAL FIRST DOWNS</b>	<b>314</b>	<b>286</b>
By Rushing	77	118
By Passing	202	153
By Penalty	35	15
Third Down: Md/Att.	77/227	79/219
Third Down: Eff.	33.9	36.1
Fourth Down: Md/Att.	8/11	7/12
Fourth Down: Eff.	72.7	58.3
<b>TOTAL NET YARDS</b>	<b>5327</b>	<b>5181</b>
Avg. per Game	332.9	323.8
Total Offensive Plays	1073	1031
Avg. per Play	5.0	5.0
<b>NET YARDS RUSHING</b>	<b>1373</b>	<b>2203</b>
Total Rushing Plays	469	510
Avg. per Rush	2.9	4.3
Avg. per Game	85.8	137.7
<b>NET YARDS PASSING</b>	<b>3954</b>	<b>2978</b>
Avg. per Game	247.1	186.1
Sacked/Yards Lost	47/367	48/346
Gross Yards Passing	4321	3324
Att./Completions	557/340	473/255
Completion Pct.	61.0	53.9
Had Intercepted	13	21
<b>PUNTS/AVERAGE</b>	<b>92/40.7</b>	<b>90/39.8</b>
<b>NET PUNTING AVG.</b>	<b>33.1</b>	<b>33.4</b>
<b>PENALTIES/YARDS</b>	<b>87/672</b>	<b>106/866</b>
<b>FUMBLES/BALLS LOST</b>	<b>27/11</b>	<b>38/19</b>
<b>TOUCHDOWNS</b>	<b>45</b>	<b>35</b>
Rushing	10	19
Passing	29	15
Returns	6	1
<b>Score by Periods</b>	<b>1 2 3 4 OT</b>	<b>0 1 2 3 4 OT</b>
Patriots	82 102 99 129 0	412
Opponents	34 83 64 126 0	307

SCORING	TD	Ru	Pa	RI	PAT	FG	S	TP
Franklin	0	0	0	0	44/45	32/41	0	140
Morgan	10	0	10	0	0	0	0	60
Collins	8	3	5	0	0	0	0	48
Fryar	7	0	6	1	0	0	0	42
C. James	4	4	0	0	0	0	0	24
Scott	3	0	3	0	0	0	0	18
Baty	2	0	2	0	0	0	0	12
Starring	2	0	2	0	0	0	0	12
Tatupu	2	1	0	1	0	0	0	12
Grogan	1	1	0	0	0	0	0	6
Jones	1	0	1	0	0	0	0	6
Marion	1	0	0	1	0	0	0	6
McSwain	1	0	0	1	0	0	0	6
Rembert	1	0	0	1	0	0	0	6
B. Williams	1	0	0	1	0	0	0	6
Weather	1	0	0	0	0	0	0	6
<b>PATRIOTS</b>	<b>45</b>	<b>10</b>	<b>29</b>	<b>6</b>	<b>44/45</b>	<b>32/41</b>	<b>1</b>	<b>412</b>
<b>Opponent</b>	<b>35</b>	<b>19</b>	<b>15</b>	<b>1</b>	<b>34/35</b>	<b>21/28</b>	<b>0</b>	<b>307</b>

RUSHING	NO	YDS	AVG	LG
C. James	154	427	2.8	16
Collins	156	412	2.6	17
Tatupu	71	172	2.4	13
Eason	35	170	4.9	26
Fryar	4	80	20.0	31
Weather	21	58	2.8	16t
Dupard	15	39	2.6	11
Grogan	9	23	2.6	10
Hawthorne	1	5	5.0	5
Starring	1	0	0.0	0
Ramsey	1	-6	-6.0	-6
Jones	1	-7	-7.0	-7
<b>Patriots</b>	<b>469</b>	<b>1373</b>	<b>2.9</b>	<b>31</b>
<b>Opponents</b>	<b>510</b>	<b>2203</b>	<b>4.3</b>	<b>58t</b>

RECEIVING	NO	YDS	AVG	LG
Morgan	84	1491	17.8	44t
Collins	77	684	8.9	49
Fryar	43	737	17.1	69t
Baty	37	331	8.9	22
Hawthorne	24	192	8.0	17
C. James	18	129	7.2	17
Starring	16	295	18.4	47
Tatupu	15	145	9.7	25
Jones	14	222	15.9	28
Scott	8	41	5.1	8t
D. Williams	2	35	17.5	26
Weather	1	14	14.0	14
Holloway	1	5	5.0	5
<b>Patriots</b>	<b>340</b>	<b>4321</b>	<b>12.7</b>	<b>69t</b>
<b>Opponents</b>	<b>255</b>	<b>3324</b>	<b>13.0</b>	<b>67t</b>

INTERCEPTIONS	NO	YDS	AVG	LG
Lippert	8	76	9.5	43
Clayborn	3	4	1.3	4
Marion	2	56	28.0	37t
McGrew	2	44	22.0	27
R. James	2	39	19.5	21
Nelson	2	21	10.5	17
Rembert	1	37	37.0	37
McSwain	1	3	3.0	3
Tippett	0	32	*	32
<b>Patriots</b>	<b>21</b>	<b>312</b>	<b>14.9</b>	<b>69</b>
<b>Opponents</b>	<b>13</b>	<b>151</b>	<b>11.6</b>	<b>26</b>

PUNTING	NO	YDS	AVG	TB	IN20	LG	BLK
Camarillo	89	3746	42.1	7	16	64	3
<b>Patriots</b>	<b>90</b>	<b>3746</b>	<b>42.1</b>	<b>7</b>	<b>16</b>	<b>64</b>	<b>3</b>
<b>Opp.</b>	<b>90</b>	<b>3585</b>	<b>39.8</b>	<b>9</b>	<b>21</b>	<b>73</b>	<b>3</b>

PUNT RETURNS	NO	FC	YDS	AVG	LG
Fryar	35	10	366	10.5	59t
Starring	6	0	18	3.0	12
Marion	1	1	12	12.0	12
R. James	0	1	0	0.0	0
<b>Patriots</b>	<b>42</b>	<b>12</b>	<b>396</b>	<b>9.4</b>	<b>59t</b>
<b>Opponents</b>	<b>60</b>	<b>4</b>	<b>565</b>	<b>9.4</b>	<b>39</b>

**Sacks:** Veris 11.0, Tippett 9.5, Blackmon 7.5, B. Williams 7.0, Rembert 4.0, Hodge 1.0, R. James 1.0, McGrew 1.0, Nelson 1.0, Owens 1.0, Reynolds 1.0, Ruth 1.0, Thomas 1.0, Sims 0.5, T. Williams 0.5. Patriots 48.0, Opponents 47.0.

KICK RETURNS	NO	YDS	AVG	LG
Starring	36	802	22.3	52
Fryar	10	192	19.2	33
Jones	4	63	15.8	20
Dupard	3	50	16.7	21
Rembert	3	27	9.0	14
Hawthorne	2	13	6.5	13
<b>Patriots</b>	<b>58</b>	<b>1147</b>	<b>19.8</b>	<b>52</b>
<b>Opponents</b>	<b>81</b>	<b>1480</b>	<b>18.3</b>	<b>39</b>

FIELD GOALS	1-19	20-29	30-39	40-49	50+
Franklin	1/1	7/7	15/17	9/16	0/0
<b>Patriots</b>	<b>1/1</b>	<b>7/7</b>	<b>15/17</b>	<b>9/16</b>	<b>0/0</b>
<b>Opp.</b>	<b>0/0</b>	<b>7/7</b>	<b>8/9</b>	<b>6/8</b>	<b>0/4</b>

**Franklin:** (25G,38G,39G,49G) (49n,45G, 42G) (26G,36n) (42n,34G,37G) (21G, 31G) (45n,26G) (0) (47n,31G,36G) (31G) (47n,27G, 26G) (5) (31G,32G,32G, 33G) (38G,31G,24G) (6) (42G,45G,19G) (37G, 47G) (49n) (44n) (41G) (2) (47G,44G,39n).

**Opponents:** (25G,57n) (33G,47G) (33G) (2) (44G,34G) (55n) (47G) (1) (53n,26G) (0) (41G,36n,53n) (1) (42n) (28G,33G,34G, 48G) (1) (28G, 38G) (24G,44n) (20G,31G, 36G) (3) (42G,21G)

**Starters: Defense:** WR Stanley Morgan (16); LT 0 Brian Holloway (15); Steve Moore (1); LG Paul Fairchild (15); Trevor Matich (1); C Pete Brock (16); RG Ron Wooten (16); RT Steve Moore (10); Darryl Haley (6); TE Greg Hawthorne (10); Greg Baty (6); WR Irving Fryar (13); Stephen Starring (0) (3); QB Tony Eason (15); Steve Grogan (1); RB 0 Tony Collins (15); Craig James (1); FB C. James (1) (11); Mosi Tatupu (5); 2nd TE G. Baty (1).

**Defense:** LE Brent Williams (16); NT Toby Williams (15); Dennis Owens (1); RE Garin Veris (15); Ben Thomas (1); LOLB Andre Tippett (11); Lawrence McGrew (4); D. Owens (1); LILB Steve Nelson (12); Johnny Rembert (4); RILB L. McGrew (9); J. Rembert (5); Ed Reynolds (2); ROLB Don Blackmon (15); L. McGrew (1); LCB Ronnie Lippert (15); Ernest Gibson (1); RCB Raymond Clayborn (16); Roland James (15); Jim Bowman (1); FS Fred Marion (16).

**1986 Coaching Staff:** Dean Brittenham, Strength/Conditioning, Jim Carr, Defensive Backfield, Bobby Grier, Offensive Backfield, Ray Hamilton, Asst. Defensive Line, Rod Humenuik, Asst. Head Coach/Offensive Line, Harold C. Jackson, Receivers, Eddie Khayat, Defensive Line, John Polonchek, QBs/Special Asst. to Head Coach, Rod Rust, Defensive Coordinator, Dante Scarneccia, Special Teams/TE's, Don Shinnick, Linebackers, Les Steckel, Quarterbacks/Receivers.

**Pro Bowl (5):** CB Raymond Clayborn (3), K Tony Franklin (1), WR Stanley Morgan (3), Spt Mosi Tatupu (1), LB Andre Tippett (3).

PASSING	ATT	CMP	YARDS	CMP%	YDS/ATT	TD	TD%	INT	INT%	LG	SK/YDS	RATING
Eason	448	276	3328	61.6	7.43	19	4.2	10	2.2	49	43/336	89.2
Grogan	102	62	976	60.8	9.57	9	8.8	2	2.0	69t	4/31	113.8
C. James	4	1	10	25.0	2.50	1	25.0	1	25.0	10t	0/0	39.6
Ramsey	3	1	7	33.3	2.33	0	0.0	0	0.0	7	0/0	42.2
<b>Patriots</b>	<b>557</b>	<b>340</b>	<b>4321</b>	<b>61.0</b>	<b>7.76</b>	<b>29</b>	<b>5.2</b>	<b>13</b>	<b>2.3</b>	<b>69t</b>	<b>47/367</b>	<b>92.9</b>
<b>Opps.</b>	<b>473</b>	<b>255</b>	<b>3324</b>	<b>53.9</b>	<b>7.02</b>	<b>15</b>	<b>3.2</b>	<b>21</b>	<b>4.4</b>	<b>67t</b>	<b>48/346</b>	<b>68.4</b>



# 1987 FINAL OFFENSIVE STATISTICS (8-7)

Head Coach: Raymond Berry (8-7) • Tied for Second in AFC-East • Home Stadium: Sullivan Stadium

DATE	W/L	SCORE	OPPONENT	ATTENDANCE
9/13	W	23-21	Miami	54,642
9/21	L	24-43	at NY Jets	70,847
9/27	Cancelled	Strike	at Washington	
10/04	L	10-20	Cleveland	14,830
10/11	W	14-7	Buffalo	11,878
10/18	W	21-7	at Houston	26,294
10/25	L	16-30	at Indianapolis	48,850
11/01	W	26-23	LA Raiders	60,664
11/08	L	10-17	at NY Giants	73,817
11/15	L	17-23	Dallas OT	60,567
11/22	W	24-0	Indianapolis	56,906
11/29	L	31-34	Philadelphia OT	54,198
12/06	L	20-31	at Denver	75,794
12/13	W	42-20	NY Jets	60,617
12/20	W	13-7	at Buffalo	74,945
12/28	W	24-10	at Miami	61,192

## Team Statistics

TOTAL FIRST DOWNS		266	293						
By Rushing		84	112						
By Passing		158	159						
By Penalty		24	22						
Third Down: Md/Att.	81/219	84/228							
Third Down: Eff.		36.9	36.8						
Fourth Down: Md/Att.		9/14	11/23						
Fourth Down: Eff.		64.2	47.8						
TOTAL NET YARDS		4454	4877						
Avg. per Game		296.9	325.1						
Total Offensive Plays		986	1053						
Avg. per Play		4.5	4.6						
NET YARDS RUSHING		1771	1778						
Total Rushing Plays		513	490						
Avg. per Rush		3.5	3.6						
Avg. per Game		118.1	118.5						
NET YARDS PASSING		2683	3099						
Avg. per Game		178.9	206.6						
Sacked/Yards Lost		33/246	43/339						
Gross Yards Passing		2929	3438						
Att./Completions	440/236	520/273							
Completion Pct.		53.6	52.5						
Had Intercepted		18	21						
PUNTS/AVERAGE		89/37.6	77/38.1						
NET PUNTING AVG.		30.5	33.8						
PENALTIES/YARDS		64/506	110/846						
FUMBLES/BALLS LOST		36/13	42/21						
TOUCHDOWNS		39	34						
Rushing		12	13						
Passing		22	17						
Returns		5	4						
Score by Periods		1	2	3	4	OT	Total		
Patriots		76	111	72	61	0	320		
Opponents		39	68	71	106	9	293		
SCORING									
Franklin	To	Ru	Pa	Ri	PAT	FG	S	TP	
Collins	6	3	3	0	0	37/38	15/26	0	82
Fryar	5	0	5	0	0	0	0	0	36
Dupard	3	0	3	0	0	0	0	0	18
Jones	3	0	3	0	0	0	0	0	18
Morgan	3	0	3	0	0	0	0	0	18
Starring	3	0	3	0	0	0	0	0	18
Baty	2	0	2	0	0	0	0	0	12
Grogan	2	2	0	0	0	0	0	0	12
Linne	2	0	2	0	0	0	0	0	12
Lippett	2	0	2	0	0	0	0	0	12
Scott	2	0	1	0	0	0	0	0	12
Bleier	1	1	0	0	0	0	0	0	6
Clayborn	1	0	0	1	0	0	0	0	6
LeBlanc	1	1	0	0	0	0	0	0	6
Ramsey	1	1	0	0	0	0	0	0	6
Tippett	1	0	0	1	0	0	0	0	6
Woods	1	0	0	1	0	0	0	0	6
Schubert	0	0	0	0	1/1	1/2	0	0	4
PATRIOTS		39	12	22	5	38/39	16/28	0	320
Opponent		34	13	17	4	33/33	18/27	1	293

RUSHING	NO	YDS	AVG	LG
Collins	147	474	3.2	19
Dupard	94	318	3.4	49
Tatupu	79	248	3.1	19
Perryman	41	187	4.6	48
LeBlanc	49	170	3.5	42
Ramsey	13	75	5.8	19
Fryar	9	52	5.8	16
Hansen	16	44	2.8	7
Davis	9	43	4.8	27
Flutie	6	43	7.2	13
Grogan	20	37	1.9	8
Eason	3	25	8.3	13
C. McSwain	9	23	2.6	9
Woods	4	20	5.0	13
Starring	2	13	6.5	10
C. James	4	10	2.5	5
Camarillo	1	0	0.0	0
Bleier	5	-5	-1.0	11
Whitten	2	-6	-3.0	-2
<b>Patriots</b>	<b>513</b>	<b>1771</b>	<b>3.5</b>	<b>49</b>
<b>Opponents</b>	<b>490</b>	<b>1778</b>	<b>3.6</b>	<b>60</b>

RECEIVING	NO	YDS	AVG	LG
Collins	44	347	7.9	29
Morgan	40	672	16.8	45
Fryar	31	467	15.1	40
Jones	25	388	15.5	29
Starring	17	289	17.0	34
Baty	15	136	9.1	22
Tatupu	15	136	9.1	22
Dawson	12	81	6.8	14
Linne	11	158	14.4	30
Scott	5	35	7.0	15
Coffey	3	66	22.0	35
Gadbois	3	51	17.0	20
D. Williams	3	30	10.0	12
Perryman	3	13	4.3	7
Dupard	3	1	0.3	2
Frain	2	22	11.0	11
LeBlanc	2	3	1.5	3
Hansen	1	22	22.0	22
Pickering	1	10	10.0	10
<b>Patriots</b>	<b>236</b>	<b>2929</b>	<b>12.4</b>	<b>45</b>
<b>Opponents</b>	<b>273</b>	<b>3438</b>	<b>12.6</b>	<b>61</b>

INTERCEPTIONS	NO	YDS	AVG	LG
Marion	4	53	13.3	25
Lippett	3	103	34.3	45
Clayborn	2	24	12.0	24
E. Gibson	2	17	8.5	17
Bowman	2	3	1.5	3
E. Williams	1	51	51.0	51
R. James	1	27	27.0	27
R. McSwain	1	17	17.0	17
Shoggy	1	7	7.0	7
Holmes	1	4	4.0	4
Rembert	1	1	1.0	1
P. Williams	1	0	0.0	0
Peterson	1	0	0.0	0
<b>Patriots</b>	<b>21</b>	<b>307</b>	<b>14.6</b>	<b>51</b>
<b>Opponents</b>	<b>18</b>	<b>160</b>	<b>8.9</b>	<b>38</b>

PUNTING	NO	YDS	AVG	TB	IN20	LG	BLK
Camarillo	62	2489	40.1	8	14	73	1
Herline	25	861	34.3	4	1	50	1
<b>Patriots</b>	<b>89</b>	<b>3350</b>	<b>37.6</b>	<b>12</b>	<b>15</b>	<b>73</b>	<b>2</b>
<b>Opp.</b>	<b>77</b>	<b>2937</b>	<b>38.1</b>	<b>6</b>	<b>25</b>	<b>62</b>	<b>2</b>

PUNT RETURNS	NO	YDS	AVG	LG
Fryar	18	12	0.7	9.7
Linne	5	2	0.4	16
Marion	1	2	0.0	0
Starring	1	1	1.0	17
<b>Patriots</b>	<b>25</b>	<b>17</b>	<b>0.7</b>	<b>17</b>
<b>Opponents</b>	<b>41</b>	<b>11</b>	<b>0.3</b>	<b>34</b>

TO KICK RETURNS	NO	YDS	AVG	LG	TD
Starring	23	445	19.3	43	0
Fryar	6	119	19.8	31	0
Davis	5	134	26.8	43	0
Dupard	4	61	15.3	21	0
Perryman	3	43	14.3	16	0
LeBlanc	2	31	15.5	24	0
C. McSwain	2	32	16.0	24	0
Alexander	1	4	4.0	4	0
Collins	1	18	18.0	18	0
Hansen	1	14	14.0	14	0
<b>Patriots</b>	<b>48</b>	<b>901</b>	<b>18.8</b>	<b>43</b>	<b>0</b>
<b>Opponents</b>	<b>63</b>	<b>1130</b>	<b>17.9</b>	<b>60</b>	<b>0</b>

FIELD GOALS	1-9	20-29	30-39	40-49	50+
Franklin	0/0	5/5	6/11	3/7	1/3
Schubert	0/0	1/1	0/0	0/1	0/0
<b>Patriots</b>	<b>0/0</b>	<b>6/6</b>	<b>6/11</b>	<b>3/8</b>	<b>1/3</b>
<b>Opponents</b>	<b>2/2</b>	<b>7/7</b>	<b>6/9</b>	<b>3/8</b>	<b>0/1</b>

**Sacks:** Tippett 12.5, Veris 7.0, B. Williams 5.0, T. Williams 4.5, Rembert 2.0, Reynolds 2.0, Sims 1.5, Blackmon 1.0, Hodge 1.0, Lippett, 1.0, Mangiero 1.0, McCabe 1.0, McGrew 1.0, Wichard 1.0, Wilburn 1.0, Bowman, 0.5. Team, 43.0, Opponents, 33.0.

**Franklin:** (39n,47n) (48n,32G) (-) (-) (52n) 0 (38G,31G,49G) (50G,27G,25G, 29G) (50n,46G) 0 (35n,41G) (37n,34G,37n) (43n,21G,31n,46n) 2 (38G,27G) (-) (-) (31G). **Schubert:** (-) (-) (23G,40n). **Opponents:** (-) (22G,34G) (28G,21G, 37n) (-) 0 (48n,34n) (48G,38G,24G) (31G, 31G,39G,41n) 0 (19G,41n) (20G) (46n) (19G,44n,39n,38G) 0 (52n,24G) (24G,42G) (-) (47G).

**Starters: Offense:** WR Stanley Morgan (9), Cedric Jones (3), Wayne Coffey (3); LT Danny Villa (7), Steve Moore (4), George Colton (3), Art Plunkett (1); LG Sean Farrell (15), Paul Fairchild (1); C Guy Morris (7), Trevor Matich (4), Pete Brock (3), P. Fairchild (1); RG Ron Wooten (13), Eric Stokes (1), Darren Twombly (1); RT Bruce Armstrong (12), Greg Robinson (3); TE Lin Dawson (11), Todd Frain (2), Willie Scott (1); WR Irving Fryar (11), Larry Linne (3), C. Jones (1); QB Steve Grogan (6), Tony Eason (3), Tom Ramsey (3), Bob Bleier (2), Doug Flutie (1); RB Tony Collins (11) Reggie Dupard (2), Matt LeBlanc (2); FB Mosi Tatupu (9), Bruce Hansen (2), R. Dupard (1), Chuck McSwain (1), Bob Perryman (1), 3rd WR I. Fryar (1), Stephen Starring (1).

**Defense:** LE Kenneth Sims (8), Brent Williams (4), Benton Reed (3); NT Toby Williams (12), John Guzik (2), Tom Porell (1); RE Garin Veris (12), Steve Wilburn (3); LOLB Andre Tippett (13), Mel Black (2); LILB Steve Nelson (11), Jerry McCabe (3), Johnny Rembert (1); RILB Lawrence McGrew (12), Greg Moore (3), Ed Reynolds (1); ROLB Ed Williams (7), Don Blackmon (4), Rogers Alexander (2), L. McGrew (1), Randy Sealby (1); LCB Ronnie Lippett (12), Joe Peterson (3); RCB Raymond Clayborn (9), Ernest Gibson (5), Fred Marion (1); SS Jim Bowman (8), Roland James (4), Ron Shoggy (3); FS F. Marion (11), Darryl Holmes (3), R. Clayborn (1).

**1987 Coaching Staff:** Dean Brittenham, Strength/Conditioning, Jim Carr, Defensive Backfield, Bobby Grier, Offensive Backfield, Ray Hamilton, Asst. Defensive Line, Rod Humenuik, Asst. Head Coach/Offensive Line, Harold Jackson, Receivers, Eddie Khayati, Defensive Line, John Polonchek, QBs/Special Asst. to Head Coach, Rod Rust, Defensive Coordinator, Dante Scarnechia, Special Teams/TE's, Don Shinnick, Linebackers, Les Steckel, Quarterbacks/Receivers.

**Pro Bowl (2):** WR Stanley Morgan (4), LB Andre Tippett (4).



# 1988 FINAL OFFENSIVE STATISTICS (9-7)

Head Coach: Raymond Berry (9-7) • Tied for Second in AFC-East • Home Stadium: Sullivan Stadium

DATE	W/L	SCORE	OPPONENT	ATTENDANCE	RUSHING	NO	YDS	AVG	LG	TD	KICK RETURNS	NO	YDS	AVG	LG	TD
9/04	W	28-3	NY Jets	44,027	Stephens	297	1168	3.9	52	4	Martin	31	735	23.7	95t	1
9/11	L	6-36	at Minnesota	55,545	Perryman	146	448	3.1	16	6	Allen	18	391	21.7	30	0
9/18	L	14-16	Buffalo	55,945	Flutie	38	179	4.7	16	1	Davis	6	106	17.7	24	0
9/25	L	6-31	at Houston	38,646	Dupard	52	151	2.9	15	2	Fryar	1	3	3.0	3	0
10/02	W	21-17	Indianapolis	58,050	Tatupu	22	75	3.4	22	2	Tatupu	1	13	13.0	13	0
10/09	L	3-45	at Green Bay (Mil.)	51,932	Allen	7	40	5.7	12	0	<b>Patriots</b>	<b>57</b>	<b>1248</b>	<b>21.9</b>	<b>95t</b>	<b>1</b>
10/16	W	27-21	Cincinnati	59,969	Eason	5	18	3.6	10	0	<b>Opponents</b>	<b>45</b>	<b>888</b>	<b>19.7</b>	<b>51</b>	<b>0</b>
10/23	L	20-23	at Buffalo	76,824	C. James	4	15	3.8	8t	1						
10/30	W	30-7	Chicago	60,821	Fryar	6	12	2.0	6	0	<b>Sacks:</b> B.Williams 8.0, Tippett 7.0, Jordan 3.0,					
11/06	W	21-10	Miami	60,840	Grogan	6	12	2.0	6	1	Rembert 3.0, Goad 2.0, McGrew 2.0, Veris 2.0,					
11/13	W	14-13	at NY Jets	48,358	Ramsey	3	8	2.7	9	0	Hodge 1.0, TEAM 1.0. Patriots 29.0, Oppo-					
11/20	W	6-3	at Miami	53,526	Feagles	1	0	0.0	0	0	nents 23.0.					
11/27	L	21-24	at Indianapolis	58,157	Morgan	1	-6	-6.0	-6	0						
12/04	W	13-7	Seattle	59,068												
12/11	W	10-7	Tampa Bay OT	39,889												
12/17	L	10-21	at Denver	70,910												

## Team Statistics

	PATS	OPP														
<b>TOTAL FIRST DOWNS</b>	<b>264</b>	<b>272</b>	<b>RECEIVING</b>	<b>NO</b>	<b>YDS</b>	<b>AVG</b>	<b>LG</b>	<b>TD</b>	<b>Patriots</b>	<b>0/0</b>	<b>5/7</b>	<b>5/8</b>	<b>2/7</b>	<b>1/2</b>		
By Rushing	126	119	Dupard	34	232	6.8	15	0	<b>Opp.</b>	<b>0/0</b>	<b>6/7</b>	<b>5/5</b>	<b>5/11</b>	<b>1/3</b>		
By Passing	112	138	Fryar	33	490	14.8	80t	5								
By Penalty	26	15	Morgan	31	502	16.2	32	4								
Third Down: Md/Att.	79/219	58/199	Jones	22	313	14.2	41t	1								
Fourth Down: Eff.	36.1	29.1	Perryman	17	134	7.9	18	0								
Fourth Down: Md/Att.	9/14	9/18	C. James	14	171	12.2	32	0								
Fourth Down: Eff.	64.2	50.0	Stephens	14	98	7.0	17	0								
<b>TOTAL NET YARDS</b>	<b>4293</b>	<b>4681</b>	Francis	11	161	14.6	51	0								
Avg. per Game	268.3	292.6	Dawson	8	106	13.3	38	2								
Total Offensive Plays	1000	961	Tatupu	8	58	7.3	17	0								
Avg. per Play	4.3	4.9	Martin	4	51	12.8	21	0								
<b>NET YARDS RUSHING</b>	<b>2120</b>	<b>2099</b>	Scott	1	8	8.0	8	0								
Total Rushing Plays	588	496	Johnson	1	5	5.0	5	0								
Avg. per Rush	3.6	4.2	Farrell	1	4	4.0	4	0								
Avg. per Game	132.5	131.2	<b>Patriots</b>	<b>199</b>	<b>2333</b>	<b>11.7</b>	<b>80t</b>	<b>12</b>								
<b>NET YARDS PASSING</b>	<b>2173</b>	<b>2582</b>	<b>Opponents</b>	<b>234</b>	<b>2801</b>	<b>12.0</b>	<b>51t</b>	<b>0</b>								
Avg. per Game	135.8	161.4	<b>INTERCEPTIONS</b>	<b>NO</b>	<b>YDS</b>	<b>AVG</b>	<b>LG</b>	<b>TD</b>								
Sacked/Yards Lost	23/160	29/219	Clayborn	4	65	16.3	31	0								
Gross Yards Passing	2333	2801	Marion	4	47	11.8	22	0								
Att./Completions	389/199	436/234	R. James	4	30	7.5	22	0								
Completion Pct.	51.2	53.7	McSwain	2	51	25.5	42	0								
Had Intercepted	28	20	Rembert	2	10	5.0	6	0								
<b>PUNTS/AVERAGE</b>	<b>91/38.3</b>	<b>86/42.2</b>	Jordan	1	31	31.0	31	0								
<b>NET PUNTING AVG.</b>	<b>34.1</b>	<b>35.5</b>	McGrew	1	6	6.0	6	0								
<b>PENALTIES/YARDS</b>	<b>87/665</b>	<b>108/858</b>	Lippett	1	4	4.0	4	0								
<b>FUMBLES/BALLS LOST</b>	<b>19/10</b>	<b>29/15</b>	Bowman	1	0	0.0	0	0								
<b>TOUCHDOWNS</b>	<b>31</b>	<b>33</b>	<b>Patriots</b>	<b>20</b>	<b>244</b>	<b>12.2</b>	<b>42</b>	<b>0</b>								
Rushing	17	20	<b>Opponents</b>	<b>28</b>	<b>286</b>	<b>10.2</b>	<b>40</b>	<b>0</b>								
Passing	12	13	<b>PUNTING</b>	<b>NO</b>	<b>YDS</b>	<b>AVG</b>	<b>TB</b>	<b>IN20</b>	<b>LG</b>	<b>BLK</b>						
Returns	2	0	91	3482	38.3	8	24	74	0							
<b>Score by Periods</b>	<b>1</b>	<b>2</b>	<b>3</b>	<b>4</b>	<b>OT</b>	<b>Total</b>										
<b>Patriots</b>	<b>49</b>	<b>87</b>	<b>50</b>	<b>61</b>	<b>3</b>	<b>250</b>										
<b>Opponents</b>	<b>48</b>	<b>77</b>	<b>57</b>	<b>102</b>	<b>0</b>	<b>284</b>										
<b>SCORING</b>	<b>TD</b>	<b>Ru</b>	<b>Pa</b>	<b>Rt</b>	<b>PAT</b>	<b>FG</b>	<b>S</b>	<b>TP</b>								
Perryman	6	6	0	0	0	0	0	36								
Staurovsky	0	0	0	0	0	14/15	7/11	0	35							
Fryar	5	0	5	0	0	0	0	30								
Stephens	5	4	0	1	0	0	0	30								
Garcia	0	0	0	0	11/16	6/13	0	29								
Morgan	4	0	4	0	0	0	0	24								
Dawson	2	0	2	0	0	0	0	12								
Dupard	2	2	0	0	0	0	0	12								
Tatupu	2	2	0	0	0	0	0	12								
Flutie	1	1	0	0	0	0	0	6								
Grogan	1	1	0	0	0	0	0	6								
C. James	1	1	0	0	0	0	0	6								
Jones	1	0	1	0	0	0	0	6								
Martin	1	0	0	1	0	0	0	6								
<b>PATRIOTS</b>	<b>31</b>	<b>17</b>	<b>12</b>	<b>2</b>	<b>25/31</b>	<b>13/24</b>	<b>0</b>	<b>250</b>								
<b>Opponent</b>	<b>33</b>	<b>20</b>	<b>13</b>	<b>0</b>	<b>33/33</b>	<b>17/26</b>	<b>1</b>	<b>284</b>								
<b>PASSING</b>	<b>ATT</b>	<b>CMP</b>	<b>YARDS</b>	<b>CMP%</b>	<b>YDS/ATT</b>	<b>TD</b>	<b>INT</b>	<b>INT%</b>	<b>LG</b>	<b>SK/YDS</b>	<b>RATING</b>					
Flutie	179	92	1150	51.4	6.42	8	4.5	10	5.6	80t	11/65	63.3				
Grogan	140	67	834	47.9	5.95	4	2.9	13	9.3	41t	8/77	37.6				
Eason	43	28	249	65.1	5.79	0	0.0	2	4.7	26	2/12	61.1				
Ramsey	27	12	100	44.4	3.70	0	0.0	3	11.1	23	2/6	8.3				
<b>Patriots</b>	<b>389</b>	<b>199</b>	<b>2333</b>	<b>51.2</b>	<b>5.99</b>	<b>12</b>	<b>3.1</b>	<b>28</b>	<b>7.2</b>	<b>80t</b>	<b>23/160</b>	<b>50.0</b>				
<b>Opps.</b>	<b>436</b>	<b>234</b>	<b>2801</b>	<b>53.7</b>	<b>6.42</b>	<b>13</b>	<b>2.9</b>	<b>20</b>	<b>4.6</b>	<b>51t</b>	<b>29/219</b>	<b>64.4</b>				

Pro Bowl (3): RB John Stephens (1), LB Andre Tippett (5), LB Johnny Rembert (1).



# 1989 Final Offensive Statistics (5-11)

Head Coach: Raymond Berry (5-11) • Fourth in AFC-East • Home Stadium: Sullivan Stadium

DATE	W/L	SCORE	OPPONENT	ATTENDANCE
9/10	W	27-24	at NY Jets	64,541
9/17	L	10-24	Miami	57,043
9/24	L	3-24	Seattle	48,025
10/01	L	10-31	at Atlanta	78,921
10/08	W	23-13	Houston	59,828
10/15	L	15-16	at Atlanta	39,697
10/22	L	20-37	at San Francisco	70,000
10/29	W	23-20	at Indianapolis OT	59,356
11/05	L	26-27	NY Jets	53,366
11/12	L	24-28	New Orleans	47,680
11/19	W	33-24	Buffalo	49,663
11/26	L	21-24	at LA Raiders	38,747
12/03	W	22-16	Indianapolis	32,234
12/10	L	10-31	at Miami	55,913
12/17	L	10-28	at Pittsburgh	26,594
12/24	L	20-24	LA Rams	37,940

RUSHING	NO	YDS	AVG	LG	TD	KICK RETURNS	NO	YDS	AVG	LG	TO
Stephens	244	833	3.4	35t	7	Martin	24	584	24.3	38	0
Perryman	150	562	3.7	18	2	Tucker	13	270	20.8	37	0
Flutie	16	87	5.4	22	0	Rice	11	242	22.0	46	0
Dupard	25	63	2.5	10	1	Allen	6	124	20.7	29	0
Allen	11	51	4.6	18	1	Taylor	3	52	17.3	22	0
Wilson	7	42	6.0	11	0	Wonsley	3	69	23.0	40	0
Tatupu	11	38	3.5	20	0	Egu	2	26	13.0	22	0
Egu	3	20	6.7	15t	1	Hodge	2	19	9.5	11	0
Martin	2	20	10.0	13	0	Timpson	2	13	6.5	13	0
Grogan	9	19	2.1	7	0	Fryar	1	47	47.0	47	0
Fryar	2	15	7.5	11	0	Rehder	1	14	14.0	14	0
C. Jones	1	3	3.0	3	0	Tatupu	1	2	2.0	2	0
Eason	2	-2	-1.0	0	0	<b>Patriots</b>	<b>69</b>	<b>1462</b>	<b>21.2</b>	<b>47</b>	<b>0</b>
Wonsley	2	-2	-1.0	0	0	<b>Opponents</b>	<b>61</b>	<b>1199</b>	<b>19.7</b>	<b>60</b>	<b>0</b>

## Team Statistics

<b>TOTAL FIRST DOWNS</b>	<b>335</b>	<b>297</b>				
By Rushing	114	110				
By Passing	87	176				
By Penalty	34	11				
Third Down: Md/Att.	92/240	72/199				
Third Down: Eff.	38.3	36.2				
Fourth Down: Md/Att.	10/29	5/12				
Fourth Down: Eff.	34.5	41.7				
<b>TOTAL NET YARDS</b>	<b>5456</b>	<b>5644</b>				
Avg. per Game	341.0	352.8				
Total Offensive Plays	1129	975				
Avg. per Play	4.8	5.8				
<b>NET YARDS RUSHING</b>	<b>1749</b>	<b>1978</b>				
Total Rushing Plays	485	495				
Avg. per Rush	3.6	4.0				
Avg. per Game	109.3	123.6				
<b>NET YARDS PASSING</b>	<b>3707</b>	<b>3666</b>				
Avg. per Game	231.7	229.1				
Sacked/Yards Lost	34/265	31/239				
Gross Yards Passing	3972	3905				
Att./Completions	610/302	449/259				
Completion Pct.	49.5	57.7				
Had Intercepted	27	16				
<b>PUNTS/AVERAGE</b>	<b>64/37.4</b>	<b>81/42.1</b>				
<b>NET PUNTING AVG.</b>	<b>31.3</b>	<b>35.2</b>				
<b>PENALTIES/YARDS</b>	<b>63/509</b>	<b>111/954</b>				
<b>FUMBLES/BALLS LOST</b>	<b>26/12</b>	<b>22/12</b>				
<b>TOUCHDOWNS</b>	<b>30</b>	<b>48</b>				
Rushing	12	19				
Passing	17	27				
Returns	1	2				
<b>Score by Periods</b>	<b>1</b>	<b>2</b>	<b>3</b>	<b>4</b>	<b>OT</b>	<b>Total</b>
<b>Patriots</b>	<b>47</b>	<b>66</b>	<b>71</b>	<b>110</b>	<b>3</b>	<b>297</b>
<b>Opponents</b>	<b>82</b>	<b>144</b>	<b>58</b>	<b>107</b>	<b>0</b>	<b>391</b>

<b>Patriots</b>	<b>485</b>	<b>1749</b>	<b>3.6</b>	<b>35t</b>	<b>12</b>	<b>Sacks:</b> B. Williams 8, Jeter 7, McGraw 4.5, Brown 4.0, Sims 3.0, Rembert 2.5, Good 1.0					
<b>Opponents</b>	<b>495</b>	<b>1978</b>	<b>4.0</b>	<b>58t</b>	<b>19</b>	Team 1.0. Patriots 31.0, Opponents 34.0.					
<b>RECEIVING</b>											
	<b>NO</b>	<b>YDS</b>	<b>AVG</b>	<b>LG</b>	<b>TD</b>						
Sievers	54	615	11.4	46	0	<b>Field Goals</b>	<b>1-19</b>	<b>20-29</b>	<b>30-39</b>	<b>40-49</b>	<b>50+</b>
Dykes	49	795	16.2	42	5	Davis	0/0	3/3	6/9	5/9	2/2
C. Jones	48	670	14.0	65t	6	Staurovsky	0/0	4/4	5/7	4/5	1/1
Fryar	29	537	18.5	52	3	<b>Patriots</b>	<b>0/0</b>	<b>7/7</b>	<b>11/16</b>	<b>9/14</b>	<b>3/3</b>
Perryman	29	195	6.7	16	0	<b>Opp.</b>	<b>3/3</b>	<b>6/7</b>	<b>8/10</b>	<b>2/4</b>	<b>0/2</b>
Morgan	28	486	17.4	55t	3	<b>Davis: (-)</b> (40wr,28G) (35G) (35G,37wl) (30G),					
Stephens	21	207	9.9	37	0	<b>45w,34G,43G) (52G,32G,32G) (49G,21.1G) (47G),</b>					
Martin	13	229	17.6	37	0	<b>38wr,48G,46wr,51G) (37G,43wr,26G,39s).</b>					
Dawson	12	101	8.4	17	0	<b>Staurovsky: (44G) (34G,24G,34G,38G) (-)</b>					
Tatupu	10	54	5.4	11	0	<b>(40wr,44G,37G,34s,24G,50G,23G) (36G) (20G,</b>					
Dupard	6	70	11.7	45	0	<b>37ng) (44G,48G).</b>					
Cook	3	13	4.3	5	0						
<b>Patriots</b>	<b>302</b>	<b>3972</b>	<b>13.2</b>	<b>65t</b>	<b>17</b>	<b>Opponents: (40G) (31G) (23G) (36G) (46G),</b>					
<b>Opponents</b>	<b>259</b>	<b>3905</b>	<b>15.1</b>	<b>74t</b>	<b>27</b>	<b>22G) (30G,30G,40w,22G) (33b,23G,45b) (32G,38G) (18G,23G) (-) (24wr,31G) (45wl,32G) (18) (23t) (-) (19G,50S,50wl).</b>					
<b>INTERCEPTIONS</b>											
	<b>NO</b>	<b>YDS</b>	<b>AVG</b>	<b>LG</b>	<b>TD</b>						
Hurst	5	31	6.2	16t	1	<b>0 (21ers) (-) (19G,50S,50wl).</b>					
James	2	50	25.0	28	0	<b>0 (Starters: RB Stanley Morgan (10),</b>					
Marion	2	19	9.5	18	0	<b>0 Hart Lee Dykes (6); LT Danny Villa (13), David</b>					
McSwain	1	18	18.0	18	0	<b>0 Vaeane (3; LG Sean Farrell (15), D. Villa (1); C</b>					
Feggins	1	4	4.0	4	0	<b>0 Mike Baab (16); RG Paul Fairchild (15), D. Villa</b>					
Coleman	1	1	1.0	1	0	<b>0 (1); RT Bruce Armstrong (16); TE Lin Dawson</b>					
Clayborn	1	0	0.0	0	0	<b>0 (13), Eric Sievers (3); WR Cedric Jones (11),</b>					
Rembert	1	0	0.0	0	0	<b>0 Irving Fryar (4), Sammy Martin (1); @B Steve</b>					
Brown	1	-1	-1.0	-1	0	<b>0 Morgan (6), Tony Eason (3), Marc Wilson (3),</b>					
McGrew	1	-4	-4	-4	0	<b>0 Doug Flutie (3); RB John Stephens (12), Reggie</b>					
<b>Patriots</b>	<b>16</b>	<b>118</b>	<b>19.7</b>	<b>28</b>	<b>1</b>	<b>1 Dupard (2); FB Robert Perryman (14); 3rd WR</b>					
<b>Opponents</b>	<b>27</b>	<b>338</b>	<b>12.5</b>	<b>55</b>	<b>2</b>	<b>1 F. Fryar (1), C. Jones (1), 2nd TE E. Sievers (2)</b>					
<b>Defense:</b> LE Ken Sims (15), Milford Hood (1);											

SCORING	TD	Ru	Pa	Ri	PAT	FG	S	TP
Davis	0	0	0	0	13/16	16/23	0	61
Staurovsky	0	0	0	0	14/14	14/17	0	56
Stephens	7	7	0	0	0	0	0	42
C. Jones	6	0	0	0	0	0	0	36
Dykes	5	0	0	0	0	0	0	30
Fryar	3	0	0	0	0	0	0	18
Morgan	3	0	0	0	0	0	0	18
Perryman	2	2	0	0	0	0	0	12
Allen	1	1	0	0	0	0	0	6
Dupard	1	1	0	0	0	0	0	6
Egu	1	1	0	0	0	0	0	6
Hurst	1	0	0	0	0	0	0	6
<b>PATRIOTS</b>	<b>30</b>	<b>12</b>	<b>17</b>	<b>27/30</b>	<b>30/40</b>	<b>0</b>	<b>297</b>	<b>0</b>
<b>Opponent</b>	<b>48</b>	<b>19</b>	<b>27</b>	<b>2</b>	<b>46/48</b>	<b>19/26</b>	<b>0</b>	<b>391</b>

PASSING	ATT	CMP	YARDS	CMP%	YDS/ATT	TD%	INT%	LG	SK/YDS	RATING
Grogan	261	133	1697	51.0	6.50	9	3.4	14	5.4	8/64 60.8
Wilson	150	75	1006	50.0	6.71	3	2.0	5	3.3	65t 10/71 64.5
Eason	105	57	761	54.3	7.25	3	2.9	4	3.8	45 10/78 71.2
Flutie	91	36	493	39.6	5.42	2	2.2	4	4.4	36 6/52 46.6
Feagles	2	0	0	0.0	0.0	0	0.0	0	0/0	-
Tatupu	1	1	15	100.0	15.00	0	0.0	0	15	0/0 147.9
<b>Patriots</b>	<b>610</b>	<b>302</b>	<b>3972</b>	<b>49.5</b>	<b>6.51</b>	<b>17</b>	<b>2.8</b>	<b>27</b>	<b>4.4</b>	<b>65t 34/265 61.3</b>
<b>Opps.</b>	<b>449</b>	<b>259</b>	<b>3905</b>	<b>57.7</b>	<b>8.70</b>	<b>27</b>	<b>6.0</b>	<b>16</b>	<b>3.6</b>	<b>74t 31/239 91.3</b>

1989 Coaching Staff:	Don Blackmon, Linebackers, Jim Carr, Defensive Backfield, Bobby Grier, Offensive Backfield, Ray Hamilton, Asst. Defensive Line, Harold Jackson, Receivers, Eddie Khayat, Defensive Line, Guy Morris, Asst. Offensive Line, John Polonchek, QBs/Special Asst. to Head Coach, Keith Rowan, Special Teams, Don Shinnick, Linebackers, Jerry Simmons, Strength/Conditioning, Richard Wood, Receivers.
<b>Pro Bowl (1):</b>	LB Johnny Rembert (2).



# 1990 FINAL OFFENSIVE STATISTICS (1-15)

Head Coach: Rod Rust (1-15) • Fifth in AFC-East • Home Stadium: Foxboro Stadium

DATE	W/L	SCORE	OPPONENT	ATTENDANCE	RUSHING	NO	YDS	AVG	LG	TD
9/09	L	24-27	Miami	45,305	Stephens	212	808	3.8	26	2
9/16	W	16-14	at Indianapolis	49,256	Allen	63	237	3.8	29	1
9/23	L	7-41	at Cincinnati	56,470	Adams	28	111	4.0	13	0
9/30	L	13-37	NY Jets	36,724	Perryman	32	97	3.0	13	1
10/07	L	20-33	Seattle	39,735	Hodson	12	79	6.6	23	0
10/14			BYE WEEK		Tatupu	16	56	3.5	15	0
10/18	L	10-17	at Miami	62,630	Overton	5	8	1.6	6	0
10/28	L	10-27	Buffalo	51,959	Wilson	5	7	1.4	6	0
11/04	L	20-48	at Philadelphia	65,514	Morris	2	4	2.0	3	0
11/11	L	10-13	Indianapolis	28,924	Gannon	1	0	0.0	0	0
11/18	L	0-14	at Buffalo	74,720	Hansen	1	0	0.0	0	0
11/25	L	14-34	at Phoenix	30,110	Fryar	2	-4	-2.0	-1	0
12/02	L	7-37	Kansas City	26,280	Grogan	4	-5	-1.3	0	0
12/09	L	3-24	at Pittsburgh	48,354	<b>Patriots</b>	<b>383</b>	<b>1398</b>	<b>3.7</b>	<b>29</b>	<b>4</b>
12/15	L	10-25	Washington	22,286	<b>Opponents</b>	<b>565</b>	<b>2676</b>	<b>4.7</b>	<b>80t</b>	<b>29</b>
12/23	L	7-42	at NY Jets	30,250						
12/30	L	10-13	NY Giants	60,410						

## Team Statistics

<b>TOTAL FIRST DOWNS</b>		239	307	Cook	51	455	8.9	35t	5	(550,386,266) (-) (446,41w,27G).	(42G)
By Rushing	65	151	Stephens	28	196	7.0	43	1	(196,386,266)	(-)	(446,41w,27G).
By Passing	156	139	McMurtry	22	240	10.9	26	0			
By Penalty	18	17	Jones	21	301	14.3	26	0			
Third Down: Md/Att.	86/227	84/192	Adams	16	146	9.1	28	1			
Third Down: Eff.	37.9	43.8	Perryman	15	88	5.9	15	0			
Fourth Down: Md/Att.	2/12	7/13	Sievers	8	77	9.6	25	0			
Fourth Down: Eff.	16.7	53.8	Mowatt	6	67	11.2	16	0			
<b>POSSESSION AVG.</b>	<b>28:21</b>	<b>31:39</b>	Allen	6	48	8.0	19	0			
<b>TOTAL NET YARDS</b>	<b>4163</b>	<b>5697</b>	Timpson	5	91	18.2	42	1			
Avg. per Game	260.2	356.1	Martin	4	65	16.3	19t	1			
Total Offensive Plays	955	972	Overton	2	19	9.5	15	0			
Avg. per Play	4.4	5.9	Tatupu	2	10	5.0	6	0			
<b>NET YARDS RUSHING</b>	<b>1398</b>	<b>2676</b>	<b>Patriots</b>	<b>274</b>	<b>3208</b>	<b>11.7</b>	<b>56</b>	<b>14</b>			
Total Rushing Plays	383	565	<b>Opponents</b>	<b>218</b>	<b>3245</b>	<b>14.9</b>	<b>86t</b>	<b>21</b>			
Avg. per Game	87.4	167.3									
<b>NET YARDS PASSING</b>	<b>2765</b>	<b>3021</b>	<b>INTERCEPTIONS</b>	<b>NO</b>	<b>YDS</b>	<b>AVG</b>	<b>LG</b>	<b>TD</b>			
Avg. per Game	172.8	188.8	Lippett	4	94	23.5	73	0			
Sacked/Yards Lost	58/443	33/224	Hurst	4	61	15.3	36	0			
Gross Yards Passing	3208	3245	Martin	4	17	4.3	16	0			
Att/Completions	514/274	374/218	Rembert	2	22	11.0	11	0			
Completion Pct.	53.3	58.3	<b>Patriots</b>	<b>14</b>	<b>194</b>	<b>13.9</b>	<b>73</b>	<b>0</b>			
Had Intercepted	20	14	<b>Opponents</b>	<b>20</b>	<b>143</b>	<b>7.2</b>	<b>42</b>	<b>0</b>			
<b>PUNTS/AVERAGE</b>	<b>92/40.8</b>	<b>56/40.8</b>									
<b>NET PUNTING AVG.</b>	<b>33.6</b>	<b>36.6</b>	<b>PUNTING</b>	<b>NO</b>	<b>YDS</b>	<b>AVG</b>	<b>NET TB</b>	<b>IN20 LG BLK</b>			
<b>PENALTIES/YARDS</b>	<b>99/742</b>	<b>73/488</b>	Hansen	90	3752	41.7	33.6	8 18 69			
<b>FUMBLES/BALLS LOST</b>	<b>33/16</b>	<b>25/18</b>	<b>Patriots</b>	<b>92</b>	<b>3752</b>	<b>40.8</b>	<b>33.6</b>	<b>8 18 69</b>			
<b>TOUCHDOWNS</b>	<b>19</b>	<b>52</b>	<b>Opp.</b>	<b>56</b>	<b>2282</b>	<b>40.8</b>	<b>36.6</b>	<b>5 17 70</b>	<b>1</b>		
Rushing	4	29									
Passing	4	21	<b>PUNT RETURNS</b>	<b>NO</b>	<b>FC</b>	<b>YDS</b>	<b>AVG</b>	<b>LG</b>	<b>TD</b>		
Returns	1	2	Fryar	28	10	133	4.8	17	0		
<b>Score by Periods</b>	<b>1</b>	<b>2</b>	<b>3</b>	<b>4</b>	<b>OT</b>	<b>PATRIOTS</b>	<b>29</b>	<b>10</b>	<b>134</b>	<b>4.6</b>	<b>17</b>
<b>Patriots</b>	<b>30</b>	<b>81</b>	<b>30</b>	<b>40</b>	<b>0</b>	<b>OPPONENTS</b>	<b>50</b>	<b>13</b>	<b>503</b>	<b>10.1</b>	<b>34</b>
<b>Opponents</b>	<b>120</b>	<b>128</b>	<b>88</b>	<b>110</b>	<b>0</b>						

<b>SCORING</b>	<b>TD</b>	<b>R</b>	<b>Pa</b>	<b>Rt</b>	<b>PA</b>	<b>FG</b>	<b>S</b>	<b>TP</b>	<b>KICK RETURNS</b>	<b>NO</b>	<b>YDS</b>	<b>AVG</b>	<b>LG</b>	<b>TD</b>
Stavrovsky	0	0	0	0	0	19/19	16/22	0	67	Martin	25	515	20.6	38
Cook	5	0	5	0	0	0	0	0	30	Allen	11	168	15.3	34
Fryar	4	0	4	0	0	0	0	0	24	Morris	11	202	18.4	22
Stephens	3	2	1	0	0	0	0	12	Robinson	11	211	19.2	27	
Dykes	2	0	2	0	0	0	0	18	Overton	10	188	18.8	23	
Adams	1	0	1	0	0	0	0	6	Timpson	3	62	20.7	26	
Allen	1	0	1	0	0	0	0	6	P.Coleman	2	18	9.0	12	
Martin	1	0	1	0	0	0	0	6	Jones	2	24	12.0	13	
Perryman	1	1	0	0	0	0	0	6	Adams	1	7	7.0	7	
B. Williams	1	0	0	1	0	0	0	6	Gordon	1	43	43.0	43	
<b>PATRIOTS</b>	<b>19</b>	<b>4</b>	<b>14</b>	<b>1</b>	<b>19/19</b>	<b>16/22</b>	<b>0</b>	<b>181</b>	McSwain	0	0	0.0	0	
<b>Opponent</b>	<b>54</b>	<b>29</b>	<b>21</b>	<b>2</b>	<b>51/52</b>	<b>27/31</b>	<b>1</b>	<b>446</b>	<b>Patriots</b>	<b>78</b>	<b>1438</b>	<b>18.4</b>	<b>38</b>	<b>0</b>
									<b>Opponents</b>	<b>38</b>	<b>665</b>	<b>17.5</b>	<b>38</b>	<b>0</b>

**1990 Coaching Staff:** Don Blackmon, Linebackers, Steve Crosby, Special Teams/Tight Ends, Bobby Grier, Offensive Backfield, Rod Humenuik, Offensive Line, Dale Lindsey, Defensive Line, Steve Nelson, Linebackers, John Polonchuk, QBs/Special Asst. to Head Coach, Jimmy Raye, Offensive Coordinator/Quarterbacks, Jerry Simmons, Strength/Conditioning, Charlie Sumner, Defensive Coordinator/ Secondary, Richard Wood, Receivers.

**Pro Bowl (1):** T Bruce Armstrong (1).

SCORING	TD	Ru	Pa	Rt	PAT	FG	S	TP	KICK RETURNS	NO	YDS	AVG	LG	TD
Stavrovsky	0	0	0	0	19/19	16/22	0	67	Martin	25	515	20.6	38	0
Cook	5	0	5	0	0	0	0	30	Allen	11	168	15.3	34	0
Fryar	4	0	4	0	0	0	0	24	Morris	11	202	18.4	22	0
Stephens	3	2	1	0	0	0	0	18	Robinson	11	211	19.2	27	0
Dykes	2	0	2	0	0	0	0	12	Overton	10	188	18.8	23	0
Adams	1	0	1	0	0	0	0	6	Timpson	3	62	20.7	26	0
Allen	1	1	0	0	0	0	0	6	P.Coleman	2	18	9.0	12	0
Martin	1	0	1	0	0	0	0	6	Jones	2	24	12.0	13	0
Perryman	1	1	0	0	0	0	0	6	Adams	1	7	7.0	7	0
B. Williams	1	0	0	1	0	0	0	6	Gordon	1	43	43.0	43	0
<b>PATRIOTS</b>	<b>19</b>	<b>4</b>	<b>14</b>	<b>1</b>	<b>19/19</b>	<b>16/22</b>	<b>0</b>	<b>181</b>	<b>McSwain</b>	<b>1</b>	<b>0</b>	<b>0.0</b>	<b>0</b>	<b>0</b>
<b>Opponent</b>	<b>54</b>	<b>29</b>	<b>21</b>	<b>2</b>	<b>51/52</b>	<b>27/31</b>	<b>0</b>	<b>446</b>	<b>Patriots</b>	<b>78</b>	<b>1438</b>	<b>18.4</b>	<b>38</b>	<b>0</b>
									<b>Opponents</b>	<b>38</b>	<b>665</b>	<b>17.5</b>	<b>38</b>	<b>0</b>



# 1991 FINAL OFFENSIVE STATISTICS (6-10)

Head Coach: Dick MacPherson (6-10) • Fourth in AFC-East • Home Stadium: Foxboro Stadium

DATE	W/L	SCORE	OPPONENT	ATTENDANCE
9/01	W	16-7	at Indianapolis	49,961
9/08	L	0-20	Cleveland	35,377
9/15	L	6-20	at Pittsburgh	53,703
9/22	W	24-20	Houston	30,702
9/29	L	10-24	at Phoenix	26,043
10/06	L	10-20	Miami	49,749
10/13			BYE WEEK	
10/20	W	26-23	Minnesota OT	45,367
10/27	L	6-9	Denver	43,994
11/03	L	17-22	at Buffalo	78,278
11/10	L	20-30	at Miami	56,065
11/17	L	21-28	NY Jets	30,743
11/24	W	16-13	Buffalo	47,053
12/01	L	3-20	at Denver	67,116
12/08	W	23-17	Indianapolis OT	20,131
12/15	W	6-3	at NY Jets	55,689
12/22	L	7-29	at Cincinnati	46,394

RUSHING	NO	YOS	AVG	LG
Russell	266	959	3.6	24
Stephens	63	163	2.6	13
Vaughn	31	146	4.7	23
Millen	31	92	3.0	14
Hunter	18	53	2.9	9
Allen	13	50	3.8	11
Fryar	2	11	5.5	9
Adams	2	3	1.5	2
Chilton	1	0	0.0	0
Hodson	4	0	0.0	0
Timpson	1	-4	-4.0	-4
Coates	1	-6	-6.0	-6
<b>Patriots</b>	<b>383</b>	<b>1398</b>	<b>3.7</b>	<b>29</b>
<b>Opponents</b>	<b>460</b>	<b>1598</b>	<b>3.4</b>	<b>37</b>

RECEIVING	NO	YOS	AVG	LG
Cook	82	808	9.9	49
Fryar	68	1,014	14.9	56†
McMurtry	41	614	15.0	40
Timpson	25	471	18.8	60†
Russell	18	81	4.5	18
Stephens	16	119	7.4	24
Hunter	11	97	8.8	25
Coates	10	95	9.5	17
Vaughn	9	89	9.9	32
Carpenter	3	45	15.0	23
Allen	1	9	9.0	9
<b>Patriots</b>	<b>284</b>	<b>3442</b>	<b>12.1</b>	<b>60†</b>
<b>Opponents</b>	<b>335</b>	<b>4035</b>	<b>12.0</b>	<b>65†</b>

INTERCEPTIONS	NO	YDS	AVG	LG
Hurst	3	21	7.0	21
Marion	2	33	16.5	33
Lippett	2	27	13.5	27
Henderson	2	2	1.0	2
Washington	2	0	0.0	0
Tippett	1	10	10.0	10
<b>Patriots</b>	<b>12</b>	<b>93</b>	<b>7.8</b>	<b>33</b>
<b>Opponents</b>	<b>22</b>	<b>154</b>	<b>7.0</b>	<b>27</b>

PUNTING	NO	YDS	AVG	NET Y	TD	LG	BLK
McCarthy	66	2650	40.2	35.7	3	17	93
Wagner	14	548	39.1	29.1	0	54	0
<b>Patriots</b>	<b>82</b>	<b>3198</b>	<b>39.0</b>	<b>34.6</b>	<b>3</b>	<b>17</b>	<b>93</b>
<b>Opp.</b>	<b>69</b>	<b>2909</b>	<b>42.2</b>	<b>36.2</b>	<b>10</b>	<b>16</b>	<b>71</b>

PUNT RETURNS	NO	FC	YDS	AVG	LG
Henderson	27	10	201	7.4	39
Fryar	2	4	10	5.0	10
Pool	1	0	0	0.0	0
Zackery	1	0	0	0.0	0
<b>Patriots</b>	<b>31</b>	<b>14</b>	<b>211</b>	<b>6.8</b>	<b>39</b>
<b>Opponents</b>	<b>37</b>	<b>20</b>	<b>303</b>	<b>8.2</b>	<b>40</b>

KICK RETURNS	NO	YDS	AVG	LG
Vaughn	34	717	21.1	99†
Allen	8	161	20.1	31
Martin	8	178	22.3	26
Hobby	2	0	0.0	0
Timpson	2	37	18.5	21
Coates	1	6	6.0	6
Rakoczy	1	9	9.0	9
Rembert	0	0	0.0	0
<b>Patriots</b>	<b>56</b>	<b>1108</b>	<b>19.8</b>	<b>99†</b>
<b>Opponents</b>	<b>51</b>	<b>850</b>	<b>16.7</b>	<b>49</b>

<b>TO Sacks:</b>	Tippett 8.5, Veris 4.0, B. Williams 3.5, Brown 3.0, Agnew 2.0, Hobby 2.0, Howard 1.0, Singleton 1.0. Patriots, 25.0, Opponents, 63.0.
<b>1 FIELD GOALS</b>	1-19 20-29 30-39 40-49 50+
0 Staurovsky	1/1 2/3 9/12 1/3 0/0
0 Baumann	0/0 2/2 1/3 4/4 0/1
0 Patriots	1/1 4/5 10/15 5/7 0/1
0 Opp.	2/2 12/14 7/7 8/17 0/2

<b>Staurovsky:</b>	(35G,39G,36G) (-) (435n, 0 33G,26G) (33G) (38n,39G) (37G) (38G, 4 36n,42G) (20G,17G,25n) (46n,36G,35n).
<b>5 Baumann:</b>	(44G,37G) (39n) (51b,46G, 32n) (23G) (24G) (45G,41G) (-)

<b>3 Opponents:</b>	(44w,52wr,42w,48b) (30G, 32G) (3 49G,32G) (28G,38G) (42N,47G) (47G,58n,25G) 2 (23G,32G,47n,23G) (35G, 18G,47n,34G) 2 (19G,47n,21G,42G) (21G, 42G,49n,44G) (-) 0 (23G,29G) (20G, 24G) (43n,40G)(23n,23G,27n) 0 (49G,25G).
---------------------	--

<b>1 Starters: Offense:</b>	WR Irving Fryar (15), Rob Carpenter (1); LT Bruce Armstrong (16); LG 0 Elbert Crawford (16); C Gene Chilton (16); RG 0 Danny Villa (10), Jon Melander (3), Gregg 11 Rakoczy (2), Freddie Childress (1); RT Pat Harlow (16); TE Marv Cook (16); WR Greg
-----------------------------	--

McMurtry (12), Michael Timpson (2), Jon Vaughn (1); QB Hugh Miller (13), Tommy Hodson (3); RB Leonard Russell (15), John Stephens (1); FB Ivy Joe Hunter (11), J. Stephens (2); George Adams (1), J. Vaughn (1); 0 2nd TE Ben Coates (2).
---

<b>0 Defense:</b>	LE Ray Agnew (9), Garin Veris (3), 0 Brent Williams (3), Marion Hobby (1); NT Tim Goad (15), Fred Smerlas (1); RE B. Williams (13), R. Agnew (1), Sean Smith (1), G. Veris (1); 0 LOLB Andre Tippett (16); LILB Eugene Lockhart (13), RILB Vincent Brown (16); ROLB Chris 0 Singleton (11), David Howard (5); LCB Ronnie 2 Lippett (13), Tim Gordon (1), Jerome Henderson 0 (1), Mickey Washington (1); RCB Maurice Hurst (14), M. Washington (2); SS Harry Colon, T. Gordon (1), M. Washington (1); FS Fred Marion 0 (11), T. Gordon (5); 5th DB David Pool (3).
-------------------	---

<b>0 1991 Coaching Staff:</b>	Joel Collier Asst. Running Backs/ Receivers, Joe Collier, Defensive 1 Coordinator, Dick Coury, Offensive Coordinator, Ivan Fears, Wide Receivers, Norm Gerber, Inside Linebackers, Bobby Grier, Offensive Backfield, 1 Rod Humenuik, Offensive Line, Stan Jones, 0 Defensive Line, Myrel Moore, Outside 0 Linebackers, Dante Scarneccia, Special 0 Teams/TE's, Dave Uyrus, Asst. Special 0 Teams/Defensive Line, Charlie West, Defensive 0 Backs.
-------------------------------	---

<b>0 Pro Bowl (2):</b>	T Bruce Armstrong (2), TE Marv 1 Cook (1).
------------------------	--

## Team Statistics

TOTAL FIRST DOWNS	PATS	OPP
By Rushing	93	94
By Passing	155	199
By Penalty	11	19
Third Down: Md/Att.	72/213	95/228
Third Down: Eff.	33.8	41.7
Fourth Down: Md/Att.	6/13	4/14
Fourth Down: Eff.	46.2	28.6

POSSESSION AVG.	PATS	OPP
TOTAL NET YARDS	4473	5431
Av. per Game	279.6	339.4
Total Offensive Plays	977	1050
Av. per Play	4.4	5.9

NET YARDS RUSHING	PATS	OPP
Total Rushing Plays	433	460
Av. per Game	91.7	96.7

NET YARDS PASSING	PATS	OPP
Av. per Game	187.9	240.8
Sacked/Yards Lost	63/436	25/183
Gross Yards Passing	3442	4035
Att./Completions	481/284	565/335
Completion Pct	59.0	59.3
Had Intercepted	22	12

PUNTS/AVERAGE	PATS	OPP
NET PUNTING AVG.	34.6	36.2
PENALTIES/YARDS	PATS	OPP
FUMBLES/BALLS LOST	34/20	31/19

TOUCHDOWNS	PATS	OPP
Rushing	9	5
Passing	11	25
Returns	2	1

Score by Periods	1	2	3	4	OT	Total
Patriots	40	55	23	84	9	211
Opponents	53	122	32	98	0	305

SCORING	TO	Ru	Pa	Rt	PAT	FG	S	TP
Staurovsky	0	0	0	0	10	11/13	19	0
Baumann	0	0	0	0	9	10	7	10
Russell	4	4	0	0	0	0	0	24
Cook	3	0	3	0	0	0	0	18
Fryar	3	0	3	0	0	0	0	18
Vaughn	3	2	0	1	0	0	0	18
McMurtry	2	0	2	0	0	0	0	12
Stephens	2	2	0	0	0	0	0	12
Timpson	2	0	2	0	0	0	0	12
Childress	1	0	0	1	0	0	0	6
Coates	1	0	1	0	0	0	0	6
Millen	1	1	0	0	0	0	0	6
<b>PATRIOTS</b>	<b>22</b>	<b>9</b>	<b>11</b>	<b>2</b>	<b>19</b>	<b>21/29</b>	<b>0</b>	<b>211</b>
<b>Opponent</b>	<b>31</b>	<b>5</b>	<b>25</b>	<b>1</b>	<b>30</b>	<b>31</b>	<b>29/42</b>	<b>1</b>

SCORING	TO	Ru	Pa	Rt	PAT	FG	S	TP
Staurovsky	0	0	0	0	10	11/13	19	0
Baumann	0	0	0	0	9	10	7	10
Russell	4	4	0	0	0	0	0	24
Cook	3	0	3	0	0	0	0	18
Fryar	3	0	3	0	0	0	0	18
Vaughn	3	2	0	1	0	0	0	18
McMurtry	2	0	2	0	0	0	0	12
Stephens	2	2	0	0	0	0	0	12
Timpson	2	0	2	0	0	0	0	12
Childress	1	0	0	1	0	0	0	6
Coates	1	0	1	0	0	0	0	6
Millen	1	1	0	0	0	0	0	6
<b>PATRIOTS</b>	<b>22</b>	<b>9</b>	<b>11</b>	<b>2</b>	<b>19</b>	<b>21/29</b>	<b>0</b>	<b>211</b>
<b>Opponent</b>	<b>31</b>	<b>5</b>	<b>25</b>	<b>1</b>	<b>30</b>	<b>31</b>	<b>29/42</b>	<b>1</b>

SCORING	TO	Ru	Pa	Rt	PAT	FG	S	TP
Staurovsky	0	0	0	0	10	11/13	19	0
Baumann	0	0	0	0	9	10	7	10
Russell	4	4	0	0	0	0	0	24
Cook	3	0	3	0	0	0	0	18
Fryar	3	0	3	0	0	0	0	18
Vaughn	3	2	0	1	0	0	0	18
McMurtry	2	0	2	0	0	0	0	12
Stephens	2	2	0	0	0	0	0	12
Timpson	2	0	2	0	0	0	0	12
Childress	1	0	0	1	0	0	0	6
Coates	1	0	1	0	0	0	0	6
Millen	1	1	0	0	0	0	0	6
<b>PATRIOTS</b>	<b>22</b>	<b>9</b>	<b>11</b>	<b>2</b>	<b>19</b>	<b>21/29</b>	<b>0</b>	<b>211</b>
<b>Opponent</b>	<b>31</b>	<b>5</b>	<b>25</b>	<b>1</b>	<b>30</b>	<b>31</b>	<b>29/42</b>	<b>1</b>

PASSING	ATT	CMP	YARDS	CMP%	YDS/ATT	TD	TD%	INT	INT%	LG	SK/YBS	RATING
Millen	409	245	3073	60.1	7.51	9	2.2	18	4.4	60†	54/379	72.5
Hodson	68	36	345	52.9	5.07	1	1.5	4	5.9	32	9/57	47.7
Vaughn	2	1	13	50.0	6.50	1	50.0	0	0.0	13†	0/0	110.4
Fryar	1	0	0	0.0	0.00	0	0	0	0	0	0/0	---
McCarthy	1	1	11	100.0	11.0	0	0.0	0	0.0	11	0/0	112.5
<b>Patriots</b>	<b>481</b>	<b>284</b>	<b>3442</b>	<b>59.0</b>	<b>7.16</b>	<b>11</b>	<b>2.3</b>	<b>22</b>	<b>4.6</b>	<b>60†</b>	<b>63/436</b>	<b>69.7</b>
<b>Opps.</b>	<b>565</b>	<b>335</b>	<b>4035</b>	<b>59.3</b>	<b>7.14</b>	<b>25</b>	<b>4.4</b>	<b>12</b>	<b>2.1</b>	<b>65†</b>	<b>25/183</b>	<b>87.1</b>



# 1992 FINAL OFFENSIVE STATISTICS (2-14)

Head Coach: Dick MacPacorn (2-14) • Fifth in AFC-East • Home Stadium: Foxboro Stadium

DATE	W/L	SCORE	OPPONENT	ATTENDANCE
9/06			BYE WEEK	
9/13	L	0-14	LA Rams	40,402
9/20	L	6-10	Seattle	42,327
9/27	L	7-41	Buffalo	52,527
10/4	L	21-30	NY Jets	60,108
10/11	L	12-24	San Francisco	54,126
10/18	L	17-38	at Miami	57,282
10/25	L	17-19	Cleveland	32,219
11/01	L	7-16	at Buffalo	78,268
11/08	L	14-31	New Orleans	45,413
11/15	W	37-34	at Indianapolis OT	42,631
11/22	W	24-3	NY Jets	27,642
11/29	L	0-34	at Atlanta	54,494
12/06	L	0-6	Indianapolis	19,429
12/13	L	20-27	at Kansas City	52,208
12/20	L	10-20	Cincinnati	45,355
12/27	L	13-16	Miami OT	34,726

## Team Statistics

	PATS	OPP
<b>TOTAL FIRST DOWNS</b>	<b>215</b>	<b>292</b>
By Rushing	71	112
By Passing	130	149
By Penalty	14	31
Third Down: Md/Att.	72/223	77/214
Third Down: Eff.	32.3	36.0
Fourth Down: Md/Att.	8/19	6/15
Fourth Down: Eff.	42.1	40.0
<b>POSSESSION AVG.</b>	<b>28:28</b>	<b>31:32</b>
<b>TOTAL NET YARDS</b>	<b>3584</b>	<b>5048</b>
Avg. per Game	224.0	315.5
Total Offensive Plays	928	1000
Avg. per Play	3.9	5.0
<b>NET YARDS RUSHING</b>	<b>1550</b>	<b>1951</b>
Total Rushing Plays	419	521
Avg. per Game	96.6	121.9
<b>NET YARDS PASSING</b>	<b>2034</b>	<b>3097</b>
Avg. per Game	127.1	193.6
Sacked/Yards Lost	65/458	20/114
Gross Yards Passing	2492	3211
Att./Completions	444/244	459/258
Completion Pct.	55.0	56.2
Had Intercepted	19	14
<b>PUNTS/AVERAGE</b>	<b>103/40.9</b>	<b>75/40.6</b>
<b>NET PUNTING AVG.</b>	<b>35.4</b>	<b>35.3</b>
<b>PENALTIES/YARDS</b>	<b>111/105</b>	<b>90/673</b>
<b>FUMBLES/BALLS LOST</b>	<b>43/26</b>	<b>30/15</b>
<b>TOUCHDOWNS</b>	<b>25</b>	<b>40</b>
Rushing	6	15
Passing	13	22
Returns	4	3
<b>Score by Periods</b>	<b>1 2 3 4 OT</b>	<b>1 2 3 4 OT</b>
Patriots	61 51 32 58 3	205
Opponents	84 80 88 108 3	363
<b>SCORING</b>	<b>TD Ru Pa Ri PAT FG S TP</b>	<b>TD Ru Pa Ri PAT FG S TP</b>
Baumann	0 0 0 0 0 22/24	11/17 0 55
Fryar	4 0 4 0 0 0	0 24
Coates	3 0 3 0 0 0	0 18
Brown	2 0 0 2 0 0	0 12
Cook	2 0 2 0 0 0	0 12
Russell	2 2 0 0 0 0	0 12
Stephens	2 2 0 0 0 0	0 12
Turner	2 0 2 0 0 0	0 12
Vaughn	2 1 0 1 0 0	0 12
Gash	1 1 0 0 0 0	0 6
Goad	1 0 0 1 0 0	0 6
McMurtry	1 0 1 0 0 0	0 6
Pool	1 0 0 1 0 0	0 6
Singleton	1 0 0 1 0 0	0 6
Timpson	1 0 1 0 0 0	0 6
<b>PATRIOTS</b>	<b>25 6 13 6 22/25</b>	<b>11/17 0 205</b>
<b>Opponent</b>	<b>40 15 22 3 40/40</b>	<b>27/41 1 363</b>

	NO	YDS	AVG	LG	TD
<b>RUSHING</b>					
Vaughn	113	451	4.0	36	1
Russell	123	390	3.2	23	2
Stephens	75	277	3.7	19	2
Lockwood	35	162	4.6	23	0
Millen	17	108	6.4	26	0
Zolak	18	71	3.9	19	0
Turner	10	40	4.0	11	0
Carlson	11	32	2.9	7	0
Hodson	5	11	2.2	5	0
Gash	5	7	1.4	4	1
Fryar	1	6	6.0	6	0
McMurtry	2	3	1.5	2	0
Coates	1	2	2.0	2	0
McCarthy	3	-10	-3.3	0	0
<b>Patriots</b>	<b>419</b>	<b>1550</b>	<b>3.7</b>	<b>36</b>	<b>6</b>
<b>Opponents</b>	<b>521</b>	<b>1951</b>	<b>3.7</b>	<b>53</b>	<b>15</b>
	NO	YDS	AVG	LG	TD
<b>RECEIVING</b>					
Fryar	55	791	14.4	54	4
Cook	52	413	7.9	27	2
McMurtry	35	424	12.1	65	1
Stephens	26	315	12.1	25	1
Coates	21	161	7.7	32	0
Vaughn	20	171	8.6	22	3
Russell	13	84	6.5	28	0
Turner	11	24	2.2	12	0
Stanley	7	52	7.4	19	2
Stanley	3	63	21.0	36	0
Hodson	1	-6	-6.0	-6	0
<b>Patriots</b>	<b>244</b>	<b>2492</b>	<b>10.2</b>	<b>65</b>	<b>13</b>
<b>Opponents</b>	<b>258</b>	<b>3211</b>	<b>12.4</b>	<b>56</b>	<b>22</b>
	NO	YDS	AVG	LG	TD
<b>INTERCEPTIONS</b>					
Henderson	3	43	14.3	34	0
Hurst	3	29	9.7	27	0
Pool	2	54	27.0	41	1
Robbins	2	27	13.5	20	0
Singleton	1	82	82.0	82	1
Brown	1	49	49.0	49	1
Howard	1	1	1.0	1	0
Smith	1	0	0.0	0	0
<b>Patriots</b>	<b>14</b>	<b>285</b>	<b>20.4</b>	<b>82</b>	<b>3</b>
<b>Opponents</b>	<b>19</b>	<b>232</b>	<b>12.2</b>	<b>47</b>	<b>0</b>

	NO	YOS	AVG	LG	TD
<b>KICK RETURNS</b>					
Stanley	29	529	18.2	40	0
Vaughn	20	564	28.2	100	1
Lockwood	11	233	21.2	36	0
Timpson	2	28	14.0	28	0
Hobby	1	11	11.0	11	0
Turner	1	11	11.0	11	0
<b>Patriots</b>	<b>64</b>	<b>1376</b>	<b>21.5</b>	<b>100</b>	<b>1</b>
<b>Opponents</b>	<b>45</b>	<b>749</b>	<b>16.6</b>	<b>39</b>	<b>0</b>
<b>Sacks:</b>	Tippett 7.0, B. Williams 4.0, Goad 2.5, Agnew 1.0, Edwards 1.0, Howard 1.0, Lambert 1.0, Rembert 1.0, Sabb 1.0, Brown 0.5. Patriots 20.0, Opponents 65.0.				
	1-19	20-29	30-39	40-49	50+
<b>FIELD GOALS</b>					
Baumann	2/2	4/4	3/7	2/4	0/0
<b>Patriots</b>	<b>2/2</b>	<b>4/4</b>	<b>3/7</b>	<b>2/4</b>	<b>0/0</b>
<b>Opp.</b>	<b>0/0</b>	<b>9/10</b>	<b>11/16</b>	<b>6/12</b>	<b>1/3</b>
<b>Baumann:</b>	(38n) (-) (-) (39n) (24G,44G) (19G,44B) (30G) (-) (-) (36G,44G,18G) (32G) (48n) (37n) (38n) (27G) (25G, 29G).				
<b>Opponents:</b>	(47n,39n,25n) (25G,33n) (42G,30G) (37G,40G,47G) (51n,36G) (34G) (29G,28G,21G,54n,44n,31n,32G) (-) (46G) (35n,42n,48G,33G) (27G) (43n, 26G,54G) (31n,30G,48G) (30G, 26G) (47n,42n,21G,39G) (38G,23G,35G).				
<b>Starlers: Offense:</b>	WR Irving Fryar (14), Michael Timpson (2); LT Bruce Armstrong (8), Pat Harlow (8); LB Reggie Redding (14), Calvin Stephens (1), Larry Williams (1); C Gene Chilton (16); RG L. Williams (8), Eugene Chung (6), Gregg Rakoczy (2); RT P. Harlow (8), E. Chung (8); TE Marv Cook (15), Ben Coates (1); WR Greg McMurtry (15); QB Hugh Millen (7), Scott Zolak (4), Tommy Hodson (3), Jeff Carlson (2); RB Leonard Russell (10), Jon Vaughn (5), John Stephens (1); FB J. Stephens (15), Kevin Turner (1); 3rd TE B. Coates (1).				
<b>Defense:</b>	LE Ray Agnew (14), Tim Edwards (1), Marion Hobby (1); NT Tim Goad (16); RE Brent Williams (15), M. Hobby (1); LOLB Andre Tippett (13), Dwayne Sabb (2), Vincent Brown (1); LILB V. Brown (12), Johnny Rembert (2), David Howard (1), Eugene Lockhart (1); RILB J. Rembert (8), E. Lockhart (7); ROLB D. Howard (9), Chris Singleton (7); LCB David Pool (14), Jerome Henderson (2); RCB Maurice Hurst (16); SS Tim Gordon (7), Reggie Robbins (6), Roger Brown (2); J. Henderson (1); FS R. Robbins (9); J. Henderson (6), R. Brown (1).				
<b>1992 Coaching Staff:</b>	Joel Collier, Asst. Running Backs/ Receivers, Joe Collier, Defensive Coordinator, Dick Coury, Offensive Coordinator, Ivan Fears, Wide Receivers, Norm Gerber, Inside Linebackers, Bobby Grier, Offensive Backfield, Rod Humenuik, Offensive Line, Stan Jones, Defensive Line, Myrel Moore, Outside Linebackers, Dante Scarnechia, Special Teams/TE's, Dave Uyrus, Asst. Special Teams/Defensive Line, Charlie West, Defensive Backs.				

Pro Bowl (1): TE Marv Cook (2).

PASSING	ATT	CMP	YARDS	CMP%	YDS/ATT	TD	TD%	INT	INT%	LG	SK/YDS	RATING
Millen	203	124	1203	61.1	5.93	8	3.9	10	4.9	39	33/204	70.3
Zolak	100	52	561	52.0	5.61	2	2.0	4	4.0	65	17/137	58.8
Hodson	91	50	496	54.9	5.45	2	2.2	2	2.2	54	12/96	68.8
Carlson	49	18	232	36.7	4.73	1	2.0	3	6.1	40	3/21	33.7
McMurtry	1	0	0	0.0	0.00	0	0.0	0	0.0	0	0/0	--
<b>Patriots</b>	<b>444</b>	<b>244</b>	<b>2492</b>	<b>55.0</b>	<b>5.61</b>	<b>13</b>	<b>2.9</b>	<b>19</b>	<b>4.3</b>	<b>65</b>	<b>65/458</b>	<b>63.2</b>
<b>Opps.</b>	<b>459</b>	<b>258</b>	<b>3211</b>	<b>56.2</b>	<b>7.00</b>	<b>22</b>	<b>4.8</b>	<b>14</b>	<b>3.1</b>	<b>56</b>	<b>20/114</b>	<b>81.3</b>



# 1993 FINAL OFFENSIVE STATISTICS (5-11)

Head Coach: Bill Parcells (5-11) • Fourth in AFC-East • Home Stadium: Foxboro Stadium

DATE	W/L	SCORE	OPPONENT	ATTENDANCE
9/05	L	14-38	at Buffalo	79,751
9/12	L	16-19	Detroit OT	54,151
9/19	L	14-17	Seattle	50,392
9/26	L	7-45	at NY Jets	64,836
10/03			BYE WEEK	
10/10	W	23-21	at Phoenix	36,115
10/17	L	14-28	Houston	51,037
10/24	L	9-10	at Seattle	56,526
10/31	L	6-9	at Indianapolis	46,522
11/07	L	10-13	Buffalo OT	54,326
11/14			BYE WEEK	
11/21	L	13-17	at Miami	59,982
11/28	L	0-6	NY Jets	42,810
12/05	L	14-17	at Pittsburgh	51,358
12/12	W	7-2	Cincinnati	29,794
12/19	W	20-17	at Cleveland	48,618
12/26	W	38-0	Indianapolis	26,571
1/02/94	W	33-27	Miami OT	53,883

## Team Statistics

	PATS	OPP
<b>TOTAL FIRST DOWNS</b>	<b>315</b>	<b>269</b>
By Rushing	116	97
By Passing	169	161
By Penalty	30	11
Third Down: Md/Att.	92/237	96/231
Third Down: Eff.	38.8	41.6
Fourth Down: Md/Att.	13/27	5/13
Fourth Down: Eff.	48.1	38.5
<b>POSSESSION AVG.</b>	<b>29:43</b>	<b>30:17</b>
<b>TOTAL NET YARDS</b>	<b>5065</b>	<b>4796</b>
Avg. per Game	316.6	299.8
Total Offensive Plays	1091	1013
Avg. per Play	4.6	4.7
<b>NET YARDS RUSHING</b>	<b>1780</b>	<b>1951</b>
Total Rushing Plays	502	505
Avg. per Game	111.3	121.9
<b>NET YARDS PASSING</b>	<b>3285</b>	<b>2845</b>
Avg. per Game	205.3	177.8
Sacked/Yards Lost	23/127	34/242
Gross Yards Passing	3412	3087
Att./Completions	566/289	474/280
Completion Pct.	51.1	59.1
Had Intercepted	24	13
<b>PUNTS/AVERAGE</b>	<b>76/40.7</b>	<b>90/41.2</b>
<b>NET PUNTING AVG.</b>	<b>34.8</b>	<b>34.7</b>
<b>PENALTIES/YARDS</b>	<b>65/468</b>	<b>111/803</b>
<b>FUMBLES/BALLS LOST</b>	<b>30/10</b>	<b>20/9</b>
<b>TOUCHDOWNS</b>	<b>26</b>	<b>32</b>
Rushing	9	9
Passing	17	20
Returns	0	3

Score by Periods	1	2	3	4	OT	Total
Patriots	33	60	54	85	6	238
Opponents	41	103	26	110	6	286

SCORING	TD	Ru	Pa	Rt	PAT	FG	S	TP
Sisson	0	0	0	0	15/15	14/26	0	57
Coates	8	0	8	0	0	0	0	48
Russell	7	7	0	0	0	0	0	42
Bahr	0	0	0	0	10/10	5/5	0	25
Brisby	2	0	2	0	0	0	0	12
Timpsion	2	0	2	0	0	0	0	12
Turner	2	0	2	0	0	0	0	12
Cook	1	0	1	0	0	0	0	6
Crittenden	1	0	1	0	0	0	0	6
Croom	1	1	0	0	0	0	0	6
Gash	1	1	0	0	0	0	0	6
McMurtry	1	0	1	0	0	0	0	6
Patriots	26	9	17	0	25/25	19/31	0	238

Opponent	32	9	20	3	32/32	20/24	1
<b>RUSHING</b>	<b>NO</b>	<b>YDS</b>	<b>AVG</b>	<b>LG</b>	<b>TD</b>		
Russell	300	1088	3.6	21			
Turner	50	231	4.6	49			
Croom	60	198	3.3	22			
Gash	48	149	3.1	14			
Bledsoe	32	82	2.6	15			
Secules	8	33	4.1	13			
Saxon	2	2	1.0	2			
Zolak	1	0	0.0	0			
Crittenden	1	-3	-3.0	-3			
<b>Patriots</b>	<b>502</b>	<b>1780</b>	<b>3.5</b>	<b>49</b>			
<b>Opponents</b>	<b>505</b>	<b>1951</b>	<b>3.9</b>	<b>57</b>			

RECEIVING	NO	YDS	AVG	LG	TD
Coates	53	659	12.4	54	1
Brisby	45	626	13.9	39	2
Timpsion	42	654	15.6	48	2
Turner	39	333	8.5	26	2
Russell	26	245	9.4	69	0
McMurtry	22	241	11.0	20	1
Cook	22	154	7.0	17	1
Crittenden	16	293	18.3	44	1
Gash	14	93	6.6	15	0
Croom	8	92	11.5	21	0
T. Brown	2	22	11.0	14	0
<b>Patriots</b>	<b>289</b>	<b>3412</b>	<b>11.8</b>	<b>82</b>	
<b>Opponents</b>	<b>280</b>	<b>3087</b>	<b>11.0</b>	<b>56</b>	

INTERCEPTIONS	NO	YDS	AVG	LG	TD
Hurst	4	53	13.3	24	0
Wren	3	-7	-2.3	2	0
Barnett	1	40	40.0	40	0
V. Brown	1	24	24.0	24	0
Collins	1	8	8.0	8	0
Thompson	1	4	4.0	4	0
Lambert	1	0	0.0	0	0
Ray	1	0	0.0	0	0
<b>Patriots</b>	<b>13</b>	<b>122</b>	<b>9.4</b>	<b>48</b>	
<b>Opponents</b>	<b>24</b>	<b>201</b>	<b>8.4</b>	<b>34</b>	

PUNTING	NO	YDS	AVG	NET	TD	INT	LG	BLK
Saxon	73	3096	42.4	34.8	7	25	59	3
<b>Patriots</b>	<b>76</b>	<b>3096</b>	<b>40.7</b>	<b>34.8</b>	<b>7</b>	<b>25</b>	<b>59</b>	<b>3</b>
<b>Opp.</b>	<b>90</b>	<b>3709</b>	<b>41.2</b>	<b>34.7</b>	<b>6</b>	<b>19</b>	<b>58</b>	<b>0</b>

PUNT RETURNS	NO	FC	YDS	AVG	LG	TD
T. Brown	25	9	224	9.0	19	0
Harris	23	4	201	8.7	21	0
Crittenden	2	1	37	18.5	30	0
Smith	1	0	0	0.0	0	0
<b>Patriots</b>	<b>51</b>	<b>14</b>	<b>462</b>	<b>9.1</b>	<b>30</b>	
<b>Opponents</b>	<b>34</b>	<b>6</b>	<b>313</b>	<b>9.2</b>	<b>47</b>	

KICK RETURNS	NO	YDS	AVG	LG	TD
Crittenden	23	478	20.8	44	0
T. Brown	15	243	16.2	29	0
Harris	6	90	15.0	19	0
Sabb	2	0	0.0	0	0
Cook	1	8	8.0	8	0
Coates	0	0	0.0	0	0

<b>Patriots</b>	<b>47</b>	<b>819</b>	<b>17.4</b>	<b>44</b>	<b>0</b>
<b>Opponents</b>	<b>44</b>	<b>921</b>	<b>20.9</b>	<b>42</b>	<b>0</b>
<b>Sacks:</b>	Slade 9.0, Tippet 8.5, A. Jones 3.5,				
7	Pitts 3.0, Sabb 2.0, Williams 2.0, Agnew 1.5,				
0	Brown 1.0, Collins 1.0, Hurst 1.0, Thompson				
1	1.0, Goad 0.5. Patriots, 34.0, Opponents, 23.0				

	FIELD GOALS	1-19	20-29	30-39	40-49	50+
0	Sisson	1/1	8/13	3/4	2/6	0/2
0	Bahr	1/1	1/1	3/3	0/0	0/0
0	Patriots	2/2	9/14	6/7	2/6	0/2
0	Opp.	0/0	12/12	7/7	1/2	0/3

9	<b>Sisson:</b>	(-) (26G,21G,32G,28wr) (54s)			
	(-) (37wl,29G,23G,31G) (42b) (48s,41wr,				
TD	36G,25G,19G) (40G,45wl,26G) (28wr, 27G)				
8	(28G,26wl,40G) (54wl,28b) (-) (27wr).				
2					
2	<b>Bahr:</b> (23G,34G) (19G) (31G,37G).				

0	<b>Opponents:</b> (28G) (52wr,22G,26G,23G, 38G)				
1	(52wl,24G) (53wl,42G) (-) (-) (30G)				
1	(27G,38G,37G) (40wl,27G,32G) (23G)				
1	(33G,23G) (35G) (-) (23G) (-) (29G,24G).				

0	<b>Starters: Offense:</b> WR Vincent Brisby (12), Ray				
0	Crittenden (1); LT Bruce Armstrong (16); LG				
TD	Eugene Chung (16); C Mike Arthur (12), Bill				
20	Lewis (5); RG Rich Baldinger (15), Todd Rucci				
	(1); RT Pat Harlow (16); TE Marv Cook (12),				
0	Ben Coates (4); WR Greg McMurtry (8), Michael				
0	Timpsion (7); QB Drew Bledsoe (12), Scott				
0	Secules (4); RB Leonard Russell (15), Corey				
0	Croom (1); FB Kevin Turner (9), Sam Gash (4);				
0	2nd TE B. Coates (6); 3rd WR R. Crittenden (1);				
0	<b>Defense:</b> LE Mike Pitts (15), Ray Agnew (1); NT				
0	Tim Goad (15); RE John Washington (13), Brent				
0	Williams (2); LOLB Andre Tippett (16); LILB				
0	Vincent Brown (16); RLB Todd Collins (12),				
0	Chris Singleton (4); ROLB Dwayne Sabb (7),				
1	Chris Slade (5), Aaron Jones (1); LCB Rod				
	Smith (7), Daryl Wren (5), Reyna Thompson				
	(4); RCB Maurice Hurst (16); SS Corwin Brown				
	(12), Adrian White (4); FS Harlon Barnett (12),				
	Dion Lambert (3), Terry Ray (1).				

<b>1993 Coaching Staff:</b> Dave Atkins, Offensive					
Backs, Romeo Crennel, Defensive Line, Al Groh,					
Defensive Coordinator/Linebackers, Fred					
Hoaglin, Offensive Line, Chris Palmer, Wide					
Receivers, Johnny Parker, Strength/					
Conditioning, Ray Perkins, Offensive					
Coordinator, Dante Scarnecchia, Special					
Assistant, Mike Sweatman, Special Teams, Bob					
Trott, Defensive Backs, Charlie Weis, Tight					
Ends.					

<b>Pro Bowl (0)</b>					
---------------------	--	--	--	--	--

PASSING	ATT	CMP	YARDS	CMP%	YDS/ATT	TD	TD%	INT	INT%	LG	SK/YDS	RATING
Bledsoe	429	214	2494	49.9	5.81	15	3.5	15	3.5	54t	15/99	65.0
Secules	134	75	918	56.0	6.85	2	1.5	9	6.7	82	7/28	54.3
Zolak	2	0	0	0.0	0.00	0	0.0	0	0.0	0	0/0	39.6
Turner	1	0	0	0.0	0.00	0	0.0	0	0.0	0	0/0	39.6
<b>Patriots</b>	<b>566</b>	<b>289</b>	<b>3412</b>	<b>51.1</b>	<b>6.03</b>	<b>17</b>	<b>3.0</b>	<b>24</b>	<b>4.2</b>	<b>82</b>	<b>23/127</b>	<b>62.1</b>
<b>Opps.</b>	<b>474</b>	<b>280</b>	<b>3087</b>	<b>59.1</b>	<b>6.51</b>	<b>20</b>	<b>4.2</b>	<b>13</b>	<b>2.7</b>	<b>56</b>	<b>34/242</b>	<b>81.1</b>





# 1995 FINAL OFFENSIVE STATISTICS (6-10)

Head Coach: Bill Parcells (6-10) • Fourth in AFC-East • Home Stadium: Foxboro Stadium

DATE	W/L	SCORE	OPPONENT	ATTENDANCE
9/3	W	17-14	Cleveland	60,126
9/10	L	3-20	Miami	60,239
9/17	L	3-28	at San Francisco	66,179
9/24			BYE WEEK	
10/1	L	17-30	at Atlanta	47,114
10/8	L	3-37	Denver	60,074
10/15	L	26-31	at Kansas City	77,992
10/23	W	27-14	Buffalo	60,203
10/29	L	17-20	Carolina OT	60,064
11/5	W	20-7	at NY Jets	61,462
11/12	W	34-17	at Miami	70,339
11/19	L	10-24	Indianapolis	59,544
11/26	W	35-25	at Buffalo	69,384
12/3	L	17-31	New Orleans	59,876
12/10	W	31-28	NY Jets	46,617
12/16	L	27-41	at Pittsburgh	57,158
12/23	L	7-10	at Indianapolis	54,685

## Team Statistics

**PATS** **OPP**

**TOTAL FIRST DOWNS 335 308**

Rushing 106 106

Passing 207 181

Penalty 22 21

3rd Down: Made/Att. 99/260 80/215

3rd Down % 38.1 37.2

4th Down: Made/Att. 17/39 7/13

4th Down % 43.6 53.8

**POSSESSION AVG. 29:33 30:27**

**TOTAL NET YARDS 5,457 5,764**

Avg. Per Game 341.1 360.3

Total Plays 1,187 1,034

Avg. Per Play 4.6 5.6

**NET YARDS RUSHING 1,866 1,878**

Avg. Per Game 116.6 117.4

Total Rushes 474 448

**NET YARDS PASSING 3,591 3,886**

Avg. Per Game 224.4 242.9

Sacked/Yds Lost 27/198 37/221

Gross Yards 3,789 4,107

Att./Completions 688/351 549/342

Completion Pct. 51.2 62.3

Had Intercepted 16 15

**PUNTS/AVERAGE 79/39.2 86/38.8**

**NET PUNTING AVG. 79/32.9 86/32.0**

**PENALTIES/YARDS 84/676 104/816**

**FUMBLES/BALLS LOST 32/20 24/14**

**TOUCHDOWNS 32 44**

Rushing 16 12

Passing 14 29

Returns 2 3

**Score by Periods 1 2 3 4 OT**

**PATRIOTS 49 84 59 102 - 294**

**Opponents 60 143 72 99 3 377**

**SCORING**

Bahr 0 0 0 0 27/27 23/33 0 96

Martin 15 14 1 0 0/0 0/0 0 92

Coates 6 0 6 0 0/0 0/0 0 36

Brisby 3 0 3 0 0/0 0/0 0 18

Meggett 2 2 2 0 0/0 0/0 0 16

Graham 2 0 2 0 0/0 0/0 0 12

Brown, T. 1 0 0 1 0/0 0/0 0 6

Gash 1 0 1 0 0/0 0/0 0 6

Moore, W. 1 0 1 0 0/0 0/0 0 6

Slade 1 0 0 1 0/0 0/0 0 6

**PATRIOTS 32 16 14 2 27/27 23/33 0 294**

**Opponent 44 12 29 3 40/41 23/32 0 377**

**2-PT. Conversions:** Meggett 2, Martin. Patriots

3-5, Opp. 2-3.

RUSHING	NO	YDS	AVG	LG	TD
Martin	368	1,487	4.0	49	0
Meggett	60	250	4.2	25	2
Croom	13	54	4.2	12	0
Bledsoe	20	28	1.4	15	0
Gash	8	24	3.0	9	0
Zolak	4	19	4.8	12	0
Lee	1	4	4.0	4	0
<b>Patriots</b>	<b>474</b>	<b>1,866</b>	<b>3.9</b>	<b>49</b>	<b>16</b>
<b>Opponents</b>	<b>448</b>	<b>1,878</b>	<b>4.2</b>	<b>66</b>	<b>12</b>

RECEIVING	NO	YDS	AVG	LG	TD
Coates	84	915	10.9	35	6
Brisby	66	974	14.8	72	3
Meggett	52	334	6.4	19	0
Moore, W.	43	502	11.7	33	1
Martin	30	261	8.7	27	1
Gash	26	242	9.3	30	1
Burke	15	136	9.1	21	0
Brown, T.	14	159	11.4	31	0
Graham	10	156	15.6	37	2
Lee	8	107	13.4	33	0
Croom	1	8	8.0	8	0
Grant	1	4	4.0	4	0
Bledsoe	1	-9	-9.0	-9	0
<b>Patriots</b>	<b>351</b>	<b>3,789</b>	<b>10.8</b>	<b>72</b>	<b>14</b>
<b>Opponents</b>	<b>342</b>	<b>4,107</b>	<b>12.0</b>	<b>70</b>	<b>29</b>

INTERCEPTIONS	NO	YDS	AVG	LG	TD
Brown, V.	4	1	0.3	1	0
Guyton	3	68	22.7	45	0
Law	3	47	15.7	38	0
Reynolds	3	6	2.0	4	0
Ray	1	21	21.0	21	0
Hurst	1	0	0.0	0	0
<b>Patriots</b>	<b>15</b>	<b>143</b>	<b>9.5</b>	<b>45</b>	<b>0</b>
<b>Opponents</b>	<b>16</b>	<b>161</b>	<b>10.1</b>	<b>69</b>	<b>1</b>

PUNTING	NO	YDS	AVG	NET TB	IN20 LG BLK
O'Neill	41	1514	36.9	31.2	3 14 57
Wagner	37	1557	42.1	35.4	4 13 57
Bahr	1	29	29.0	9.0	1 0 29
<b>Patriots</b>	<b>79</b>	<b>3100</b>	<b>39.2</b>	<b>32.9</b>	<b>8 27 57</b>
<b>Opp.</b>	<b>86</b>	<b>3339</b>	<b>38.8</b>	<b>32.0</b>	<b>10 21 64</b>

PUNT RETURNS	NO	FC	YDS	AVG	LG	TD
Meggett	45	17	383	8.5	23	0
<b>Patriots</b>	<b>45</b>	<b>17</b>	<b>383</b>	<b>8.5</b>	<b>23</b>	<b>0</b>
<b>Opponents</b>	<b>40</b>	<b>11</b>	<b>342</b>	<b>8.6</b>	<b>42</b>	<b>0</b>

KICK RETURNS	NO	YDS	AVG	LG	TD
Meggett	38	964	25.4	62	0
Brown, T.	31	672	21.7	38	0
Gisler	2	19	9.5	11	0
Lee	1	14	14.0	14	0
Frish	1	8	8.0	8	0
Burke	1	7	7.0	7	0
Grant	1	7	7.0	7	0
<b>Patriots</b>	<b>75</b>	<b>1,691</b>	<b>22.5</b>	<b>62</b>	<b>0</b>
<b>Opponents</b>	<b>67</b>	<b>1,405</b>	<b>21.0</b>	<b>58</b>	<b>0</b>

**Sacks:** McGinest 11.0, V. Brown 4.0, Collons 14 4.0, Slade 4.0, M. Jones 3.0, Reynolds 2.5, 2 Barnett 2.0, Lewis 1.5, White 1.5, A. Jones 1.0, 0 Law 1.0, T. Roberts 1.0, Johnson 0.5. Patriots 37.0, Opponents 27.0

**FIELD GOALS** 1-19 20-29 30-39 40-49 50-59  
 0 Bahr 1/2 12/12 3/7 5/7 2/5  
**16 Patriots** 1/2 12/12 3/7 5/7 2/5  
**12 Opp.** 1/1 7/8 11/15 1/4 3/4

**Bahr:** (21G, 21G, 28G), (29G), (34WR, 43G), 6 (27G), (51G), (29G, 20G), (39G, 42B, 24G), 3 (19S), (41G, 29G), (19S, 55G, 47G), (41G), 0 (29G, 43G), (39G, 43WL), (31WR, 35WL, 1 30WL, 31G), (23G, 22G), (54S, 55S, 50S).

**Opponents:** (-), (22G, 54B, 19G), (-), (34G), 0 54G, 31G, 32G, 33G), (37G, 31G, 51G), (27G), 0 (23G, 23G, 47WL), (38WR, 27G, 39WR, 29G), 2 (-), (29WL, 36G), (36G), (51G, 48G), (24G), 0 (33WR), (43WL, 32G, 32G), (44WL, 35WR, 0 30G).

**Starters: Offense:** WR Vincent Brisby (16); LT Bruce Armstrong (16); LG William Roberts (11), Jeff Bob Kratch (5); C David Wohlabaugh (11), Jeff Dellenbach (5); RG B. Kratch (11), Todd Rucci (5); RT Max Lane (16); TE Ben Coates (15), 0 John Burke (1); WR Will Moore (13), Kevin Lee 0 (2), Hason Graham (1); QB Drew Bledsoe (15), 0 Scott Zolak (1); RB Curtis Martin (15), Corey 0 Croom (1); FB Sam Gash (12), Rubert Grant (1); 0 2nd TE J. Burke (3).

**Defense:** LE Tim Roberts (12), Ferric Collons 0 (3); NT Reggie White (7), Bruce Walker (5), 1 Mike Jones (3); RE Troy Barnett (15), F. Collons (1); LOLB Willie McGinest (16); LILB Vincent Brown (16); RILB Ted Johnson (12), Marty 0 Moore (2), Bobby Abrams (1); ROLB Chris 0 Slade (16); LCB Ricky Reynolds (16); RCB 0 Maurice Hurst (10), Ty Law (6); SS Terry Ray (12), Myron Guyton (4); FS M. Guyton (10), T. Ray (4), Corwin Brown (2); 5th DB Vernon Lewis (2); 6th DB T. Law (1).

**1995 Coaching Staff:** Maurice Carthon, 0 Offensive Assistant, Romeo Crennel, Defensive 0 Line, Al Groh, Defensive Coordinator/ 0 Linebackers, Fred Hoaglin, Offensive Line, Chris Palmer, Wide Receivers, Johnny Parker, 0 Strength/ Conditioning, Ray Perkins, Offensive 0 Coordinator, Mike Pope, Tight Ends, Dante Scarneccchia, Defensive Asst./LB's, Mike 0 Sweatman, Special Teams, Bob Trott, Defensive 0 Backs, Charlie Weis, Running Backs.

**Pro Bowl (3):** T Bruce Armstrong (4), TE Ben Coates (2), RB Curtis Martin (1).

PASSING	ATT	CMP	YARDS	CMP%	YDS/ATT	TD	TD%	INT	INT%	LG	SK/YDS	RATING
Bledsoe	636	323	3,507	50.8	5.51	13	2.0	16	2.5	47	23/170	63.7
Zolak	49	28	282	57.1	5.76	1	2.0	0	0.0	72	4/28	80.5
Meggett	1	0	0	0.0	0.00	0	0.0	0	0.0	0	0/0	39.6
<b>Patriots</b>	<b>686</b>	<b>351</b>	<b>3,789</b>	<b>51.2</b>	<b>5.52</b>	<b>14</b>	<b>2.0</b>	<b>16</b>	<b>2.3</b>	<b>72</b>	<b>27/198</b>	<b>64.8</b>
<b>Opps.</b>	<b>549</b>	<b>342</b>	<b>4,107</b>	<b>62.3</b>	<b>7.48</b>	<b>29</b>	<b>5.3</b>	<b>15</b>	<b>2.7</b>	<b>70</b>	<b>37/221</b>	<b>91.4</b>



# 1996 FINAL OFFENSIVE STATISTICS (11-5)

Head Coach: Bill Parcells (11-5) • First in AFC-East • Home Stadium: Foxboro Stadium

DATE	W/L	SCORE	OPPONENT	ATTENDANCE
09/01	L	10-24	at Miami	71,542
09/08	L	10-17	at Buffalo	78,104
09/15	W	31-0	Arizona	59,118
09/22	W	28-25	Jacksonville OT	59,446
09/29			BYE WEEK	
10/06	W	46-38	at Baltimore	63,569
10/13	L	22-27	Washington	59,638
10/20	W	27-9	at Indianapolis	58,725
10/27	W	28-25	Buffalo	58,858
11/03	W	42-23	Miami	58,942
11/10	W	31-27	at NY Jets	61,715
11/17	L	8-34	Denver	59,452
11/24	W	27-13	Indianapolis	58,226
12/01	W	45-7	at San Diego	59,209
12/08	W	34-10	NY Jets	54,621
12/15	L	6-22	at Dallas	64,578
12/21	W	32-22	at NY Giants	65,387
<b>AFC PLAYOFFS</b>				
1/5/97	W	28-3	Pittsburgh	60,188
1/12/97	W	20-6	Jacksonville	60,190
<b>SUPER BOWL XXXI</b>				
1/26/97	L	21-35	Green Bay	72,301

2-Pt. Conversions: Byars, Coates, Gash, Martin, Team 4-6, Opponents 5-6

RUSHING	NO	YDS	AVG	LG	TD
Martin	316	1152	3.6	57	14
Meggett	40	122	3.1	12	0
Grier	27	105	3.9	26	1
Glenn	5	42	8.4	26	0
Bledsoe	24	27	1.1	8	0
Gash	8	15	1.9	3	0
Jefferson	1	6	6.0	6	0
Byars LG	2	2	1.0	3	0
Byars TM	2	2	1.0	3	0
Zolak	4	-3	-7.0	0	0
<b>Team</b>	<b>427</b>	<b>1468</b>	<b>3.4</b>	<b>57</b>	<b>15</b>
<b>Opponents</b>	<b>434</b>	<b>1502</b>	<b>3.5</b>	<b>36</b>	<b>14</b>

KICK RETURNS	NO	YDS	AVG	LG	TD
Meggett	34	781	23.0	54	0
T. Brown	29	634	21.9	51	0
Gisler	1	9	9.0	9	0
<b>Team</b>	<b>64</b>	<b>1424</b>	<b>22.3</b>	<b>54</b>	<b>0</b>
<b>Opponents</b>	<b>81</b>	<b>1683</b>	<b>20.8</b>	<b>70</b>	<b>0</b>

**Sacks:** McGinest 9.5, Slade 7.0, Bruschi 4.0, Sagapolutele 3.0, Jones 2.0, Eaton 1.0, Milloy 1.0, Ray 1.0, Smith 1.0, Wheeler 1.0, Wyman 0.0, Collons 0.5, McGruider 0.5, Sabb 0.5. Patriots 33.0, Opponents 30.0

FIELD GOALS	1-19	20-29	30-39	40-49	50+
Vinatieri	1/1	9/10	8/8	8/14	1/2
<b>Team</b>	<b>1/1</b>	<b>9/10</b>	<b>8/8</b>	<b>8/14</b>	<b>1/2</b>
<b>Opp.</b>	<b>0/0</b>	<b>10/10</b>	<b>10/11</b>	<b>2/6</b>	<b>1/2</b>

RECEIVING	NO	YDS	AVG	LG	TD
Glenn	90	1132	12.6	37t	6
Coates	62	682	11.0	84t	9
Jefferson	50	771	15.4	42	4
Martin	46	333	7.2	41	3
Meggett	33	292	8.8	26	0
Gash	33	276	8.4	28	2
Byars LG	32	289	9.0	27	2
Byars TM	27	249	9.2	27	2
T. Brown	21	222	10.6	38	0
Graham	5	64	12.8	23	0
W. Moore	3	37	12.3	16	0
Burke	1	19	19.0	19	0
Grier	1	8	8.0	8	0
Jells	1	5	5.0	5	0
Bartrum	1	1	1.0	1t	0
<b>Team</b>	<b>374</b>	<b>4091</b>	<b>10.9</b>	<b>84t</b>	<b>27</b>
<b>Opponents</b>	<b>322</b>	<b>4055</b>	<b>12.6</b>	<b>63t</b>	<b>17</b>

Vinatieri:	(25G)(42G,45N,25N,47B)(47N,31G)
6	(23G,30G,29G,44N,41G,40G)(22G,35G,50G)
9	(24G,35G,29G,43N)(44G,36G)(40G,32G,54N)
4	((30G)(40N)(26G,22G)(47G)(19G,41G)(21G,33G)(40G)
2	<b>Opponents:</b> (34G)(33G,37N)((42N,27G)((21G,48N,24G)(21G,35G,38G)(33G)(45N,39G)(48N,26G,32G)(52N,28G,47G)(42G,50G)((27G,23G,36G,35G,29G)(30G,27G)
0	<b>Starters: Offense:</b> WR Shawn Jefferson (15), Dietrich Jells (1); LT Bruce Armstrong (16); LG William Roberts (16); C Dave Wohlbaugh (16); RG Todd Rucci (12); Bob Kratch (4); RT Max Lane (16); TE Ben Coates (15), John Burke (1); WR Terry Glenn (15), Will Moore (1); QB Drew Bledsoe (16); RB Curtis Martin (15), David Meggett (1); FB Sam Gash (9), Keith Byars (1); 3rd TE K. Byars (4), J. Burke (1).
0	<b>Defense:</b> LE Mike Jones (7), Ferric Collons (4), Willie McGinest (3), Chris Slade (2); LDT Mark Wheeler (14), M. Jones (2); RDT Pio Sagapolutele (10), Devin Wyman (4), F. Collons (1), M. Wheeler (1); RE W. McGinest (13), Mike Jones (3); LLB Todd Collins (5), Monty Brown (4), C. Slade (4), Dwayne Sabb (2); MLB Ted Johnson (15); RLB D. Sabb (5), T. Collins (4); M. Brown (3), C. Slade (3); LCB Ty Law (12), Ricky Reynolds (4); RCB Jimmy Hitchcock (5), R. Reynolds (5), Otis Smith (5), Willie Clay (1); SS Terry Ray (7), Lawyer Milloy (8); FS W. Clay (15), L. Milloy (1).

## Team Statistics

	PATS	OPP
<b>TOTAL FIRST DOWNS</b>	<b>339</b>	<b>305</b>
Rushing	103	102
Passing	206	178
Penalty	30	25
3rd Down: Made/Att	84/228	82/228
3rd Down Pct.	36.8	36.0
4th Down: Made/Att	19/34	12/22
4th Down Pct.	55.9	54.5
<b>POSSESSION AVG.</b>	<b>30:11</b>	<b>29:49</b>
<b>TOTAL NET YARDS</b>	<b>5369</b>	<b>5305</b>
Avg. Per Game	335.6	331.6
Total Plays	1085	1063
Avg. Per Play	4.9	5.0
<b>NET YARDS RUSHING</b>	<b>1468</b>	<b>1502</b>
Avg. Per Game	91.8	93.9
Total Rushes	427	434
<b>NET YARDS PASSING</b>	<b>3901</b>	<b>3803</b>
Avg. Per Game	243.8	237.7
Sacked/Yards Lost	30/190	33/252
Gross Yards	4091	4055
Att./Completions	628/374	596/322
Completion Pct.	59.6	54.0
Had Intercepted	15	23
<b>PUNTS/AVERAGE</b>	<b>64/43.2</b>	<b>82/42.5</b>
<b>NET PUNTING AVG.</b>	<b>64/35.8</b>	<b>82/33.6</b>
<b>PENALTIES/YARDS</b>	<b>97/716</b>	<b>139/1189</b>
<b>FUMBLES/BALL LOST</b>	<b>25/12</b>	<b>23/11</b>
<b>TOUCHDOWNS</b>	<b>48</b>	<b>34</b>
Rushing	15	14
Passing	27	17
Returns	6	3
<b>Score by Periods</b>	<b>1 2 3 4 OT</b>	<b>1 2 3 4 OT</b>
Patriots	79 123 108 105 3	418
Opponents	59 105 75 74 -	313

SCORING	TD	Ru	Pa	Rt	PAT	FG	S	TP
Vinatieri	0	0	0	0	39/42	27/35	0	120
Martin	17	14	3	0	0	0	0	104
Coates	9	0	9	0	0	0	0	56
Glenn	6	0	6	0	0	0	0	36
Jefferson	4	0	4	0	0	0	0	24
Byars LG	2	0	2	0	0	0	0	14
Byars TM	2	0	2	0	0	0	0	14
Gash	2	0	2	0	0	0	0	14
McGinest	2	0	2	0	0	0	0	12
Bartrum	1	0	1	0	0	0	0	6
C. Brown	1	0	1	0	0	0	0	6
Bruschi	1	0	1	0	0	0	0	6
Grier	1	1	0	0	0	0	0	6
Law	1	0	0	1	0	0	0	6
Meggett	1	0	0	1	0	0	0	6
<b>Team</b>	<b>48</b>	<b>15</b>	<b>6</b>	<b>39/42</b>	<b>27/35</b>	<b>1</b>	<b>418</b>	
<b>Opponent</b>	<b>34</b>	<b>14</b>	<b>3</b>	<b>28/28</b>	<b>23/29</b>	<b>1</b>	<b>313</b>	

INTERCEPTIONS	NO	YDS	AVG	LG	TD
Clay	4	50	12.5	35	0
Law	3	45	15.0	38t	1
Smith LG	2	20	10.0	11	0
Smith TM	2	20	10.0	11	0
Hitchcock	2	14	7.0	14	0
Milloy	2	14	7.0	14	0
Henderson	2	7	3.5	7	0
Reynolds	2	7	3.5	7	0
McGinest	1	46	46.0	46t	1
Ray	1	43	43.0	43	0
Collins	1	7	7.0	7	0
Slade	1	2	2.0	2	0
Johnson	1	0	0.0	0	0
Sabb	1	0	0.0	0	0
<b>Team</b>	<b>23</b>	<b>255</b>	<b>11.1</b>	<b>46t</b>	<b>2</b>
<b>Opponents</b>	<b>15</b>	<b>191</b>	<b>12.7</b>	<b>60</b>	<b>1</b>

PUNTING	NO	YDS	AVG	NET TB	IN20 LG BLK
Tupa	63	2739	43.5	36.0	7 14 62 0
Vinatieri	1	27	27.0	27.0	0 1 27 0
<b>Team</b>	<b>64</b>	<b>2766</b>	<b>43.2</b>	<b>35.8</b>	<b>7 15 62 0</b>
<b>Opp.</b>	<b>82</b>	<b>3483</b>	<b>42.5</b>	<b>33.6</b>	<b>7 18 58 1</b>

PUNT RETURNS	NO	FC	YDS	AVG	LG	TD
Meggett	52	9	588	11.3	60t	1
<b>Team</b>	<b>52</b>	<b>9</b>	<b>588</b>	<b>11.3</b>	<b>60t</b>	<b>1</b>
<b>Opponents</b>	<b>34</b>	<b>8</b>	<b>334</b>	<b>9.8</b>	<b>36</b>	<b>0</b>

<b>Pro Bowl (6):</b> T Bruce Armstrong (5), QB Drew Bledsoe (2), TE Ben Coates (3), RB Curtis Martin (2), RE Willie McGinest (1), KR David Meggett (1).
---

	ATT	CMP	YARDS	CMP%	YDS/ATT	TD	TD%	INT	INT%	LG	SK/YDS	RATING
Bledsoe	623	373	4086	59.9	6.56	27	4.3	15	2.4	84t	30/190	83.7
Tupa	2	0	0	0.0	0.00	0	0.0	0	0.0	0	0/0	39.6
Grier	1	0	0	0.0	0.00	0	0.0	0	0.0	0	0/0	39.6
Meggett	1	0	0	0.0	0.00	0	0.0	0	0.0	0	0/0	39.6
Zolak	1	1	5	100.0	5.00	0	0.0	0	0.0	5	0/0	87.5
<b>Team</b>	<b>628</b>	<b>374</b>	<b>4091</b>	<b>59.6</b>	<b>6.51</b>	<b>27</b>	<b>4.3</b>	<b>15</b>	<b>2.4</b>	<b>84t</b>	<b>30/190</b>	<b>83.2</b>
<b>Opps.</b>	<b>596</b>	<b>322</b>	<b>4055</b>	<b>54.0</b>	<b>6.80</b>	<b>17</b>	<b>2.9</b>	<b>23</b>	<b>3.9</b>	<b>63t</b>	<b>33/252</b>	<b>68.9</b>



# 1997 FINAL OFFENSIVE STATISTICS (10-6)

Head Coach: Pete Carroll (10-6) • First in AFC-East • Home Stadium: Foxboro Stadium

DATE	W/L	SCORE	OPPONENT	ATTENDANCE
08/31	W	41-7	San Diego	60,190
09/07	W	31-6	at Indianapolis	53,632
09/14	W	27-24	NY Jets at	60,072
09/21	W	31-3	Chicago	59,873
09/28			BYE WEEK	
10/06	L	13-34	at Denver	75,821
10/12	W	33-6	Buffalo	59,802
10/19	L	19-24	at NY Jets	71,061
10/27	L	10-28	Green Bay	59,972
11/02	L	18-23	at Minnesota	62,917
11/09	W	31-10	at Buffalo	65,783
11/16	L	7-27	at Tampa Bay	70,479
11/23	W	27-24	Miami	59,002
11/30	W	20-17	Indianapolis	58,507
12/07	W	28-20	at Jacksonville	73,446
12/13	L	21-24	Pittsburgh at	60,013
12/22	W	14-12	at Miami	74,379
<b>AFC PLAYOFFS</b>				
12/28	W	17-3	at Miami	60,041
1/3/98	L	6-7	at Pittsburgh	61,228

## Team Statistics

	PATS	OPP
<b>TOTAL FIRST DOWNS</b>	<b>267</b>	<b>322</b>
Rushing	71	114
Passing	173	183
Penalty	23	25
3rd Down: Made/Att	88/128	90/233
3rd Down Pct.	40.4	38.6
4th Down: Made/Att	3/13	16/30
4th Down Pct.	53.8	53.3
<b>POSSESSION AVG.</b>	<b>28:08</b>	<b>31:52</b>
<b>TOTAL NET YARDS</b>	<b>5014</b>	<b>5805</b>
Avg. Per Game	313.4	317.8
Total Plays	960	1100
Avg. Per Play	5.2	4.6
<b>NET YARDS RUSHING</b>	<b>1464</b>	<b>1616</b>
Avg. Per Game	91.5	101.0
Total Rushes	398	436
<b>NET YARDS PASSING</b>	<b>3550</b>	<b>3469</b>
Avg. Per Game	221.9	216.8
Sacked/Yards Lost	30/258	45/203
Gross Yards	3808	3772
Att./Completions	532/321	619/368
Completion Pct.	60.3	59.5
Had Intercepted	15	19
<b>PUNTS/AVERAGE</b>	<b>79/45.2</b>	<b>74/44.4</b>
<b>NET PUNTING AVG.</b>	<b>79/36.1</b>	<b>74/36.5</b>
<b>PENALTIES/YARDS</b>	<b>99/845</b>	<b>106/763</b>
<b>FUMBLES/BALL LOST</b>	<b>17/7</b>	<b>29/13</b>
<b>TOUCHDOWNS</b>	<b>42</b>	<b>33</b>
Rushing	16	18
Passing	31	14
Returns	5	3

Score by Periods	1	2	3	4	OT	Total
Patriots	82	126	61	97	3	369
Opponents	60	39	89	98	3	289

SCORING	TD	R	Pa	Rt	PAT	FG	S	TP
Vinatieri	0	0	0	0	40/40	25/29	0	115
Coates	8	0	8	0	0	0	0	48
Brown	6	0	6	0	0	0	0	36
Martin	5	4	1	0	0	0	0	30
Byars	3	0	3	0	0	0	0	18
Gash	3	0	3	0	0	0	0	18
Purnell	3	0	3	0	0	0	0	18
Brisby	2	0	2	0	0	0	0	12
Glenn	2	0	2	0	0	0	0	12
Jefferson	2	0	2	0	0	0	0	12
Meggett	2	0	2	0	0	0	0	12
Clay	1	0	0	1	0	0	0	6
Guller	1	0	0	1	0	0	0	6
Rushing	1	1	0	0	0	0	0	6
Hitchcock	1	0	0	1	0	0	0	6
Slade	1	0	0	1	0	0	0	6
Whigham	1	0	0	1	0	0	0	6
<b>Team</b>	<b>42</b>	<b>6</b>	<b>31</b>	<b>5</b>	<b>40/40</b>	<b>25/29</b>	<b>1</b>	<b>369</b>
<b>Opponent</b>	<b>33</b>	<b>16</b>	<b>14</b>	<b>3</b>	<b>29/29</b>	<b>20/29</b>	<b>0</b>	<b>289</b>

2-Pt. Conversions: Team 0-2, Opponents 1-4

RUSHING	NO	YDS	AVG	LG	TD
Martin	274	1160	4.2	70T	4
Cullors	22	101	4.6	24	0
Grier	33	75	2.3	12	1
Meggett	20	60	3.0	10	1
Bledsoe	28	55	2.0	8	0
Byars	11	24	2.2	5	0
Gash	6	10	1.7	4	0
Zolak	3	-3	-1.0	-1	0
Brown	1	-18	-18.0	-18	0
<b>Team</b>	<b>398</b>	<b>1464</b>	<b>3.7</b>	<b>70T</b>	<b>6</b>
<b>Opponents</b>	<b>436</b>	<b>1616</b>	<b>3.7</b>	<b>34</b>	<b>16</b>

RECEIVING	No	Yds	Avg	Lg	TD
Coates	66	737	11.2	35	8
Jefferson	54	841	15.6	76	2
Brown	41	607	14.8	67	6
Martin	41	296	7.2	22	1
Glenn	27	431	16.0	50	2
Brisby	23	276	12.0	31	2
Gash	22	154	7.0	19	3
Byars	20	189	9.5	51	3
Meggett	19	203	10.7	49T	1
Purnell	5	57	11.4	20T	3
Cullors	2	8	4.0	6	0
Jells	1	9	9.0	9	0
<b>Team</b>	<b>321</b>	<b>3808</b>	<b>11.9</b>	<b>76</b>	<b>31</b>
<b>Opponents</b>	<b>368</b>	<b>3772</b>	<b>10.3</b>	<b>51</b>	<b>14</b>

INTERCEPTIONS	NO	YDS	AVG	LG	TD
Clay	6	109	18.2	53T	1
Law	3	70	23.3	40	0
Milloy	3	15	5.0	15	0
Hitchcock	2	104	52.0	100T	1
Whigham	2	60	30.0	60T	1
Moore	2	7	3.5	7	0
Slade	1	1	1.0	1T	1
<b>Team</b>	<b>19</b>	<b>366</b>	<b>19.3</b>	<b>100T</b>	<b>4</b>
<b>Opponents</b>	<b>15</b>	<b>213</b>	<b>14.2</b>	<b>45</b>	<b>2</b>

PUNTING	No	Yds	Avg	Net Bt	In20	Lg	Bk
Tupa	78	3569	45.8	36.1	14	24	73
<b>Team</b>	<b>78</b>	<b>3569</b>	<b>45.8</b>	<b>36.1</b>	<b>14</b>	<b>24</b>	<b>73</b>
<b>Opp.</b>	<b>74</b>	<b>3288</b>	<b>44.4</b>	<b>36.5</b>	<b>6</b>	<b>17</b>	<b>66</b>

PUNT RETURNS	NO	FC	YDS	AVG	LG	TD
Meggett	45	8	467	10.4	47	0
<b>Team</b>	<b>45</b>	<b>8</b>	<b>467</b>	<b>10.4</b>	<b>47</b>	<b>0</b>
<b>Opponents</b>	<b>38</b>	<b>11</b>	<b>437</b>	<b>11.5</b>	<b>26</b>	<b>0</b>

KICK RETURNS	No	Yds	Avg	Lg	TD
Meggett	33	816	24.7	61	1
Cullors	15	386	25.7	86T	1
Canty	4	115	28.8	63	0
Coates	1	20	20.0	20	0
<b>Team</b>	<b>53</b>	<b>1337</b>	<b>26.2</b>	<b>86T</b>	<b>1</b>
<b>Opponents</b>	<b>75</b>	<b>1651</b>	<b>22.0</b>	<b>92T</b>	<b>1</b>

**Sacks:** Slade 9.0, Thomas 7.0, Bruschi 4.0, Johnson 4.0, Jones 4.0, Wheeler 4.0, Canty 2.0, McGinest 2.0, Whigham 2.0, Collins 1.5, Eaton 1.0, Israel 1.0, McGruder 1.0, Law 0.5; Patriots 45.0, Opponents 30.0.

FIELD GOALS	1-19	20-29	30-39	40-49	50+
Vinatieri	0/0	11/11	7/9	6/8	1/1
<b>Team</b>	<b>0/0</b>	<b>11/11</b>	<b>7/9</b>	<b>6/8</b>	<b>1/1</b>
<b>Opp.</b>	<b>0/0</b>	<b>7/8</b>	<b>7/10</b>	<b>5/8</b>	<b>1/3</b>

**Vinatieri:** (21G, 26G) (21G) (33G,34G) (27G) (26G,49G) (20G,23G,41G,52G) (24G) (38G) (22G,25G) (42G,42N, 45N) ( ) (36G,27G,30N) (32G,48G) (44G,41G, 33G,39G,32N) ( ) ( )

**Opponents:** ( ) (45G,38G) (27G,29B) (38G) (21G,48N,33G) (34N) (35N,35G,68N,36N) ( ) (24G,23G,41G) (23G) (44G,44G) (25G) (24G,42N) (44N) (36G,34G,31G) (50G,41G,51N)

**Starters: Offense:** WR Shawn Jefferson (14); LT (26G,49G) (20G,23G,41G,52G) (24G) (38G) (22G,25G) (42G,42N, 45N) ( ) (36G,27G,30N) (32G,48G) (44G,41G, 33G,39G,32N) ( ) ( )

**Defense:** LE Chris Sullivan (7), Ferric Collons (5), Mike Jones (4); LDT Mark Wheeler (14), Chad Eaton (1), M. Jones (1); RDT Henry Thomas (16); RE Willie McGinest (11), C. Sullivan (3), M. Jones (2); LLB Chris Slade (16); MLB Ted Johnson (16); RLB Todd Collins (15), Tedy Bruschi (1); LCB Ty Law (16); RCB Jimmy Hitchcock (15), Chris Canty (1); SS Lawyer Milloy (16); FS Willie Clay (16).

**1997 Coaching Staff:** Paul Boudreau, Offensive Line, Jeff Davidson, Tight Ends, Ray Hamilton, Defensive Line, Larry Kennan, Offensive Coordinator, Ron Lynn, Defensive Backs, Johnny Parker, Strength/ Conditioning, Andre Patterson, Defensive Assistant, Bo Pelini, Linebackers, Dante Scarnecchia, Special Teams, Steve Sidwell, Defensive Coordinator, Carl Smith, Asst. Head Coach/Quarterbacks, Steve Walters, Wide Receivers, Kirby Wilson, Running Backs.

**Pro Bowl (5):** T Bruce Armstrong (6), QB Drew Bledsoe (3), TE Ben Coates (4), LB Chris Slade (1), SpT Larry Whigham (1).

PASSING	ATT	CMP	YARDS	CMP%	YDS/ATT	TD	TD%	INT	INT%	LG	SK/YDS	RATING
Bledsoe	522	314	3706	60.2	7.10	28	5.4	15	2.9	76	30/258	87.7
Zolak	9	6	67	66.7	7.44	2	22.2	0	0.0	20T	0/0	128.2
Meggett	1	1	35	100.0	35.0	1	100.0	0	0.0	35T	0/0	158.3
<b>Team</b>	<b>532</b>	<b>321</b>	<b>3808</b>	<b>60.3</b>	<b>7.16</b>	<b>31</b>	<b>5.8</b>	<b>15</b>	<b>2.8</b>	<b>76</b>	<b>30/258</b>	<b>89.9</b>
<b>Opps.</b>	<b>619</b>	<b>368</b>	<b>3772</b>	<b>59.5</b>	<b>6.09</b>	<b>14</b>	<b>2.3</b>	<b>19</b>	<b>3.1</b>	<b>51</b>	<b>45/303</b>	<b>71.8</b>



# 1998 FINAL OFFENSIVE STATISTICS (9-7)

Head Coach: Pete Carroll (9-7) • Fourth in AFC-East • Home Stadium: Foxboro Stadium

DATE	W/L	SCORE	OPPONENT	ATTENDANCE
09/07	L	21-27	at Denver	74,745
09/13	W	29-6	Indianapolis	60,068
09/20	W	27-16	Tennessee	59,973
09/27			BYE WEEK	
10/04	W	30-27	at New Orleans	56,172
10/11	W	40-10	Kansas City	59,749
10/19	L	14-24	NY Jets	60,062
10/25	L	9-12	at Miami	73,973
11/01	W	21-16	at Indianapolis	58,056
11/08	L	10-41	Atlanta	59,790
11/15	L	10-13	at Buffalo	72,020
11/23	W	26-23	Miami	58,729
11/29	W	25-21	Buffalo	58,304
12/06	W	23-9	at Pittsburgh	58,632
12/13	L	18-32	at St. Louis	48,946
12/20	W	24-21	San Francisco	59,153
12/27	L	10-31	at NY Jets	74,302
<b>AFC PLAYOFFS</b>				
1/03/99	L	10-25	at Jacksonville	72,559

## Team Statistics

	PATS	OPP
<b>TOTAL FIRST DOWNS</b>	<b>681</b>	<b>705</b>
Rushing	288	376
Passing	184	208
Penalty	29	21
3rd Down: Made/Att	90/237	98/230
3rd Down Pct.	38.0	42.6
4th Down: Made/Att	10/21	4/14
4th Down Pct.	47.6	28.6
<b>POSSESSION AVG.</b>	<b>28:34</b>	<b>31:26</b>
<b>TOTAL NET YARDS</b>	<b>5140</b>	<b>5182</b>
Avg. Per Game	321.3	323.9
Total Plays	999	1053
Avg. Per Play	5.1	4.9
<b>NET YARDS RUSHING</b>	<b>1480</b>	<b>1547</b>
Avg. Per Game	92.5	96.7
Total Rushes	403	447
<b>NET YARDS PASSING</b>	<b>3660</b>	<b>3635</b>
Avg. Per Game	228.8	227.2
Sacked/Yards Lost	40/344	36/222
Gross Yards	4004	3857
Att./Completions	556/295	570/336
Completion Pct.	53.1	58.9
Had Intercepted	17	24
<b>PUNTS/AVERAGE</b>	<b>74/44.5</b>	<b>73/42.5</b>
<b>NET PUNTING AVG.</b>	<b>74/35.4</b>	<b>73/34.9</b>
<b>PENALTIES/YARDS</b>	<b>108/853</b>	<b>104/787</b>
<b>FUMBLES/BALL LOST</b>	<b>20/7</b>	<b>36/8</b>
TOUCHDOWNS	35	36
Rushing	8	6
Passing	23	26
Returns	3	2

Score by Periods	1	2	3	4	OT	Total
Patriots	60	116	62	99	0	337
Opponents	64	111	67	84	3	329

SCORING	TO	Ru	Pa	Rt	PAT	FG	S	TP
Vinateri	0	0	0	0	32/32	31/39	0	127
Edwards	12	9	0	0	0	0	0	72
Coates	6	0	6	0	0	0	0	36
Glenn	3	0	3	0	0	0	0	18
Simmons	3	0	3	0	0	0	0	18
Brisby	2	0	2	0	0	0	0	12
Jefferson	2	0	2	0	0	0	0	12
Purnell	2	0	2	0	0	0	0	12
Brown	1	0	1	0	0	0	0	6
Cullors	1	0	1	0	0	0	0	6
Law	1	0	1	0	0	0	0	6
Milloy	1	0	1	0	0	0	0	6
Thomas	1	0	1	0	0	0	0	6
<b>Team</b>	<b>35</b>	<b>9</b>	<b>23</b>	<b>3</b>	<b>32/32</b>	<b>31/39</b>	<b>0</b>	<b>337</b>
<b>Opponent</b>	<b>36</b>	<b>8</b>	<b>26</b>	<b>2</b>	<b>30/30</b>	<b>27/32</b>	<b>0</b>	<b>329</b>

2-P. Conversions: Team 1-3, Opponents 1-6

RUSHING	NO	YDS	AVG	LG	TD
Edwards	291	1115	3.8	53	9
Shaw	48	236	4.9	71	0
Cullors	18	48	2.7	15	0
Bledsoe	28	44	1.6	10	0
Floyd	6	22	3.7	10	0
Jefferson	1	15	15.0	15	0
Carter	2	3	1.5	3	0
Zolak	5	0	0.0	4	0
Glenn	2	-1	-0.5	7	0
Tupa	2	-2	-1.0	-1	0
<b>Team</b>	<b>403</b>	<b>1480</b>	<b>3.7</b>	<b>71</b>	<b>9</b>
<b>Opponents</b>	<b>447</b>	<b>1547</b>	<b>3.5</b>	<b>341</b>	<b>8</b>

RECEIVING	No	Yds	Avg	Lg	TD
Coates	67	668	10.0	33	6
Glenn	50	792	15.8	861	3
Edwards	35	331	9.5	46	2
Jefferson	34	771	22.7	611	3
Simmons	23	474	20.6	631	2
Brown	23	346	15.0	52	1
Carter	18	166	9.2	49	0
Cullors	14	146	10.4	43	1
Purnell	12	92	7.7	22	2
Brisby	7	96	13.7	27	2
Shaw	6	30	5.0	11	0
Ellard	5	86	17.2	19	0
Floyd	1	6	6.0	6	0
<b>Team</b>	<b>295</b>	<b>4004</b>	<b>13.6</b>	<b>861</b>	<b>23</b>
<b>Opponents</b>	<b>336</b>	<b>3857</b>	<b>11.5</b>	<b>841</b>	<b>26</b>

INTERCEPTIONS	NO	YDS	AVG	LG	TD
Law	9	133	14.8	59T	1
Milloy	6	54	9.0	30T	1
Clay	3	19	6.3	19	0
Israel	3	13	4.3	12	0
Thomas	1	24	24.0	24T	0
Canty	1	12	12.0	12	0
Whigham	1	0	0.0	0	0
<b>Team</b>	<b>24</b>	<b>255</b>	<b>10.6</b>	<b>59T</b>	<b>3</b>
<b>Opponents</b>	<b>17</b>	<b>197</b>	<b>11.6</b>	<b>36</b>	<b>0</b>

PUNTING	No	Yds	Avg	Net TB	In 20	Lg	Blk
Tupa	74	3294	44.5	35.4	9	13	64
<b>Team</b>	<b>74</b>	<b>3294</b>	<b>44.5</b>	<b>35.4</b>	<b>9</b>	<b>13</b>	<b>64</b>
<b>Opp.</b>	<b>73</b>	<b>3100</b>	<b>42.5</b>	<b>34.9</b>	<b>8</b>	<b>20</b>	<b>58</b>

PUNT RETURNS	No	FC	Yds	Avg	Lg	TD
Brown	17	8	225	13.2	39	0
Edwards	16	7	170	10.6	36	0
Clay	0	2	0	0	0	0
<b>Team</b>	<b>33</b>	<b>17</b>	<b>395</b>	<b>12.0</b>	<b>39</b>	<b>0</b>
<b>Opponents</b>	<b>43</b>	<b>8</b>	<b>493</b>	<b>11.5</b>	<b>76</b>	<b>0</b>

KICK RETURNS	No	Yds	Avg	Lg	TD
Cullors	45	1085	24.1	68	0
Canty	11	198	18.0	29	0
Sullivan	2	14	7.0	9	0
Bruschi	1	4	4.0	4	0
Eaton	1	13	13.0	13	0
Shaw	1	16	16.0	16	0
Whigham	1	0	0.0	0	0
<b>Team</b>	<b>62</b>	<b>1330</b>	<b>21.5</b>	<b>68</b>	<b>0</b>
<b>Opponents</b>	<b>71</b>	<b>1335</b>	<b>18.8</b>	<b>37</b>	<b>0</b>

**Sacks:** Thomas 6.5, Eaton 6.0, Slade 4.0, McGinest 3.5, Spires 3.0, Bruschi 2.0, Israel 2.0, Johnson 2.0, Mitchell 2.0, Sullivan 2.0, Canty 1.0, C. Carter 1.0, Milloy 1.0; Patriots 36.0, Opponents 40.0.

FIELD GOALS	1-19	20-29	30-39	40-49	50+
Vinateri	3/3	8/8	9/14	9/12	2/2
<b>Team</b>	<b>3/3</b>	<b>8/8</b>	<b>9/14</b>	<b>9/12</b>	<b>2/2</b>
<b>Opp.</b>	<b>0/0</b>	<b>9/9</b>	<b>8/11</b>	<b>8/10</b>	<b>2/2</b>

**Vinateri:** (39N, 37B) (19G,23G,52G, 42N) (43G,41G) (34G,49G,27G) (32G, 38G,27G,20G) (45N,41G,30G,36G) (40G) (39N,38G,39N) (25G,44G,45G, 24G) (44G,47N) (21G,29G,35G) (37G, 34G,55G,17G) (32N,35G) (19G)

**Opponents:** (53G,42G) (34G,26G, 45G) (21G,37G) (33G) (38B,23G) (48G, 38G,25G, 43G) (50G) (47B,40G,32G) (31G,20G,40N) (21G) (35N,34G,26G, 22G) (49G, 26G, 43G) (48G) (31B) (36G)

**Starters: Offense:** WR Shawn Jefferson (16); LT Bruce Armstrong (16); LG Max Lane (9); Damon Denson (4), Heath Irwin (3); C Dave Wohlabaugh (16); RG Todd Rucci (16); RT Zefross Moss (14), M. Lane (2); TE Ben Coates (14), Lovett Purnell (2); WR Terry Glenn (9), Tony Simmons (6), Vincent Brisby (1); QB Drew Bledsoe (14), Scott Zolak (2); RB Robert Edwards (15), Harold Shaw (1); FB Tony Carter (7), Chris Floyd (2); 3rd TE Rod Rutledge (4), L. Purnell (3).

**Defense:** DE Ferric Collons (13), Chris Sullivan (3); NT Chad Eaton (14), Mark Wheeler (1), Henry Thomas (1); DT H. Thomas (14), C. Sullivan (1), M. Wheeler (1); Elephant Willie McGinest (8), C. Sullivan (6), Brandon Mitchell (1), Greg Spires (1); SLB Chris Slade (15), Vernon Crawford (1); MLB Ted Johnson (13), Marty Moore (2), Todd Collins (1); WLB T. Collins (9), Tedy Bruschi (7); LCB Ty Law (16); RCB Chris Canty (9), Steve Israel (7); SS Lawyer Milloy (16); FS Willie Clay (16).

**1998 Coaching Staff:** Paul Boudreau, Offensive Line, Jeff Davidson, Asst. Offensive Line, Ray Hamilton, Defensive Line, Ron Lynn, Defensive Backs, Johnny Parker, Strength/ Conditioning, Bo Pelini, Linebackers, Jack Reilly, Quarterbacks, Dante Scarnecchia, Special Teams, Steve Sidwell, Defensive Coordinator, Carl Smith, Tight Ends, DeWayne Walker, Defensive Assistant - Secondary, Steve Walters, Wide Receivers, Kirby Wilson, Running Backs, Ernie Zampese, Offensive Coordinator.

**Pro Bowl (3):** TE Ben Coates (5), CB Ty Law (1), SS Lawyer Milloy (1).

PASSING	ATT	CMP	YARDS	CMP%	YDS/ATT	TD	TD%	INT	INT%	LG	SK/YDS	RATING
Bledsoe	481	263	3633	54.7	7.55	20	4.2	14	2.9	861	36/295	80.9
Zolak	75	32	371	42.7	4.95	3	4.0	3	4.0	611	4/49	54.9
<b>Team</b>	<b>556</b>	<b>295</b>	<b>4004</b>	<b>53.1</b>	<b>7.20</b>	<b>23</b>	<b>4.1</b>	<b>17</b>	<b>3.1</b>	<b>861</b>	<b>40/344</b>	<b>77.4</b>
<b>Opps.</b>	<b>570</b>	<b>336</b>	<b>3857</b>	<b>58.9</b>	<b>6.77</b>	<b>26</b>	<b>4.6</b>	<b>24</b>	<b>4.2</b>	<b>841</b>	<b>36/222</b>	<b>77.1</b>



# 1999 FINAL OFFENSIVE STATISTICS (8-8)

Head Coach: Pete Carroll (8-8) • Tied for Fourth in AFC-East • Home Stadium: Foxboro Stadium

DATE	W/L	SCORE	OPPONENT	ATTENDANCE
09/12	W	30-28	at NY Jets	78,227
09/19	W	31-28	Indianapolis	59,640
09/26	W	16-14	NY Giants	59,169
10/03	W	19-7	at Cleveland	72,368
10/10	L	14-16	at Kansas City	78,636
10/17	L	30-31	Miami	60,006
10/24	W	24-23	Denver	60,011
10/31	W	27-3	at Arizona	55,830
11/07			BYE WEEK	
11/15	L	17-24	NY Jets	59,077
11/21	L	17-27	at Miami	74,295
11/28	L	7-17	at Buffalo	72,111
12/05	W	13-6	Dallas	58,444
12/12	L	15-20	at Indianapolis	56,975
12/19	L	9-24	at Philadelphia	65,475
12/26	L	10-13	Buffalo OT	55,014
1/02/00	W	20-3	Baltimore	50,263

## Team Statistics

	PATS	OPP
<b>TOTAL FIRST DOWNS</b>	<b>280</b>	<b>281</b>
Rushing	72	106
Passing	184	154
Penalty	24	21
3rd Down: Made/Att	79/223	81/231
3rd Down Pct.	35.4	35.1
4th Down: Made/Att	4/13	5/18
4th Down Pct.	30.8	27.8
<b>POSSESSION AVG.</b>	<b>28:49</b>	<b>31:11</b>
<b>TOTAL NET YARDS</b>	<b>5062</b>	<b>4808</b>
Avg. Per Game	316.4	300.5
Total Plays	1021	1048
Avg. Per Play	5.0	4.6
<b>NET YARDS RUSHING</b>	<b>1426</b>	<b>1795</b>
Avg. Per Game	89.1	112.2
Total Rushes	485	486
<b>NET YARDS PASSING</b>	<b>3636</b>	<b>3013</b>
Avg. Per Game	227.3	188.3
Sacked/Yards Lost	56/349	42/268
Gross Yards	3985	3281
Att./Completions	540/305	520/293
Completion Pct.	56.5	56.3
Had Intercepted	21	16
<b>PUNTS/AVERAGE</b>	<b>90/41.5</b>	<b>95/41.2</b>
<b>NET PUNTING AVG.</b>	<b>90/41.5</b>	<b>95/33.7</b>
<b>PENALTIES/YARDS</b>	<b>95/812</b>	<b>102/775</b>
<b>FUMBLES/BALL LOST</b>	<b>27/12</b>	<b>29/15</b>
<b>TOUCHDOWNS</b>	<b>32</b>	<b>30</b>
Rushing	9	6
Passing	19	23
Returns	4	1

Score by Periods	1	2	3	4	OT	Total
TEAM	61	84	67	87	0	299
OPPONENTS	70	101	56	54	3	284

SCORING	TD	Ru	Pa	Ri	PAT	FG	S	TP
Vinatieri	0	0	0	0	29/30	26/33	0	107
Allen	9	8	1	0	0	0	0	54
Jefferson	6	0	6	0	0	0	0	36
Glenn	4	0	4	0	0	0	0	24
Coates	2	0	2	0	0	0	0	12
Faulk	2	1	1	0	0	0	0	12
Simmons	2	0	2	0	0	0	0	12
Bartrum	1	0	1	0	0	0	0	6
Brown	1	0	1	0	0	0	0	6
Eaton	1	0	0	1	0	0	0	6
Katzenmoyer	1	0	0	1	0	0	0	6
Law	1	0	0	1	0	0	0	6
McGinest	1	0	0	1	0	0	0	6
Warren	1	0	1	0	0	0	0	6
Team	32	9	19	4	29/30	26/33	0	299
Opp.	30	6	23	1	27/27	25/30	1	284

2-Pt. Conversions: Team 0-2, Opponents 0-3

RUSHING	NO	YDS	AVG	LG	TD
Allen	254	896	3.5	39	8
Faulk	67	227	3.4	43	1
Warren	35	120	3.4	18	0
Bledsoe	42	101	2.4	25	0
T. Carter	6	26	4.3	9	0
Shaw	9	23	2.6	12	0
L. Johnson	2	13	6.5	13	0
Floyd	6	12	2.0	6	0
Ellison	2	10	5.0	8	0
C. Carter	0	0	---	---	0
Friesz	2	-2	-1.0	-1	0
Team	425	1426	3.4	43	9
Opp.	486	1795	3.7	60	6

RECEIVING	No	Yds	Avg	Lg	TD
Glenn	69	1147	16.6	67	4
Jefferson	40	698	17.5	68	6
Brown	36	471	13.1	37	1
Coates	32	370	11.6	27	2
Warren	29	262	9.0	21	0
T. Carter	20	108	5.4	20	0
Simmons	19	276	14.5	58	2
Brisby	18	266	14.8	40	0
Allen	14	125	8.9	38	1
Faulk	12	98	8.2	19	0
Rutledge	7	66	9.4	13	0
Ellison	4	50	12.5	23	0
Shaw	2	31	15.5	29	0
Floyd	2	16	8.0	11	0
Bartrum	1	1	1.0	1	0
Team	305	3985	13.1	68	19
Opp.	293	3281	11.2	69	23

INTERCEPTIONS	NO	YDS	AVG	LG	TD
Milloy	4	17	4.3	17	0
Serwanga	3	2	0.7	2	0
C. Carter	3	13	4.3	8	0
Law	2	20	10.0	27	1
Katzenmoyer	1	57	57.0	57	1
Bruschi	1	1	1.0	1	0
Israel	1	0	0.0	0	0
Slade	1	0	0.0	0	0
Team	16	110	6.9	57	2
Opp.	21	299	14.2	84	1

PUNTING	No	Yds	Avg	Net TB	In20	Lg	Blk
L. Johnson	90	3735	41.5	34.6	14	23	58
Team	90	3735	41.5	34.6	14	23	58
Opp.	95	3914	41.2	33.7	11	20	65

PUNT RETURNS	No	FC	Yds	Avg	Lg	TD
Brown	38	13	405	10.7	52	0
Faulk	10	4	90	9.0	20	0
Team	48	17	495	10.3	52	0
Opp.	36	20	345	9.6	45	0

KICK RETURNS	No	Yds	Avg	Lg	TD
Faulk	39	943	24.2	95	0
Brown	8	271	33.9	54	0
Simmons	6	132	22.0	29	0
Jones	5	113	22.6	28	0
Warren	2	25	12.5	16	0
Ellison	1	13	13.0	13	0
Sullivan	1	1	1.0	1	0
Team	62	1498	24.2	95	0
Opp.	64	1441	22.5	58	0

**Sacks:** McGinest 9.0, Slade 4.5, Katzenmoyer 3.5, Eaton 3.0, Mitchell 3.0, Thomas 3.0, Whigham 3.0, Bruschi 2.0, Collons 2.0, T. Johnson 2.0, Milloy 2.0, C. Carter 1.0, Israel 1.0, Serwanga 1.0, Sullivan 1.0, Law 0.5, Spiros 0.5, Team 42.0, Opponents 56.0

FIELD GOALS	1-19	20-29	30-39	40-49	50+
Vinatieri	1/1	14/14	5/7	5/9	1/2
Team	1/1	14/14	5/7	5/9	1/2
Opp.	2/2	11/11	5/6	6/8	1/3

**Vinatieri:** (33G, 21G, 23G) (26G) (38G, 19G, 41G) (22G, 21G, 42N) (48N, 32N) (41G, 39G, 34G) (28G) (22G) (27G) (41G, 23G) (28G, 28G, 26G) (23G, 43G, 56N, 46G) (44N, 38G, 33N, 44N) (25G, 51G)

**Opponents:** (1) (41N) (38N) (22G, 41G, 23G) (20G, 33G, 45G, 45G, 41G, 53G) (40G, 28G, 30G, 59N) (24G) (26G) (19G, 23G) (28G) (20G, 43N, 34G) (28G, 31G) (43G, 51N) (39G, 23G) (19G)

**Starters: Offense:** WR Shawn Jefferson (16); LT Bruce Armstrong (16); LG Heath Irwin (13), Max Lane (3); C Damien Woody (16); RG Todd Rucci (14); M. Lane (2); RT Zefross Moss (13), M. Lane (2), Ed Ellis (1); TE Ben Coates (15), Rod Rutledge (1); WR Terry Glenn (13), Vincent Brisby (1), Troy Brown (1) Tony Simmons (1), QB Drew Bledsoe (16); RB Terry Allen (13), Kevin Faulk (2), Lamont Warren (1); FB Tony Carter (14); 3rd TE R. Rutledge (1); 2nd RB L. Warren (1).  
**Defense:** DE Brandon Mitchell (16); NT Chad Eaton (16); DT Henry Thomas (16); Elephant Willie McGinest (16); SLB Chris Slade (16); MLB Andy Katzenmoyer (11), Ted Johnson (5); WLB Tedy Bruschi (14), Marty Moore (2); LCB Ty Law (13), Kato Serwanga (3); RCB Steve Israel (13), Tebucky Jones (2), Terry Billups (1); SS Lawyer Milloy (16); FS Chris Carter (15), Tony George (1).

**1999 Coaching Staff:** Jeff Davidson, Asst. Offensive Line, Ivan Fears, Wide Receivers, Ray Hamilton, Defensive Line, Ron Lynn, Defensive Backs, Johnny Parker, Strength/ Conditioning, Bo Pellini, Linebackers, Jack Reilly, Quarterbacks, Dante Scarnecchia, Offensive Line, Brad Seely, Special Teams, Steve Sidwell, Defensive Coordinator, Carl Smith, Tight Ends, DeWayne Walker, Defensive Assistant - Secondary, Kirby Wilson, Running Backs, Ernie Zampese, Offensive Coordinator.

**Pro Bowl (2):** WR Terry Glenn (1), SS Lawyer Milloy (2).

PASSING	ATT	CMP	YARDS	CMP%	YDS/ATT	TD	TD%	INT	INT%	LG	SK/YDS	RATING
Bledsoe	539	305	3985	56.6	7.39	19	3.5	21	3.9	68	55/342	75.6
Brown	1	0	0	0.0	0.00	0	0.0	0	0.0	0	0/0	39.6
Warren	0	0	0	---	---	0	---	0	---	---	1/7	---
TEAM	540	305	3985	56.5	7.38	19	3.5	21	3.9	68	56/349	75.4
OPPONENTS	520	293	3281	56.3	6.31	23	4.4	16	3.1	69	52/268	77.3



# 2000 FINAL OFFENSIVE STATISTICS (5-11)

Head Coach: Bill Belichick (5-11) • Fifth in AFC-East • Home Stadium: Foxboro Stadium

DATE	W/L	SCORE	OPPONENT	ATTENDANCE	RUSHING	NO	YDS	AVG	LG	TD	KICK RETURNS	No	Yds	Avg	Lg	TD
09/03	L	16-21	Tampa Bay	60,292	Faulk	164	570	3.5	18	4	Faulk	38	816	21.5	40	0
09/11	L	19-20	at New York Jets	77,687	Redmond	125	406	3.2	20	1	Jackson	13	323	24.8	47	0
09/17	L	13-21	Minnesota	60,292	Bledsoe	47	158	3.4	16	2	Simmons	4	82	20.5	39	0
09/24	L	3-10	at Miami	75,684	Carter	37	90	2.4	9	2	Brown	2	15	7.5	9	0
10/01	W	28-19	at Denver	60,292	Pass	18	58	3.2	11	0	Bruschi	2	13	6.5	7	0
10/08	W	24-16	Indianapolis	60,292	Brown	6	46	7.7	35	0	S. Davis	2	45	22.5	32	0
10/15	L	17-34	New York Jets	60,292	Glenn	4	39	9.8	35	0	Carter	1	16	16.0	16	0
10/22	L	23-30	at Indianapolis	56,828	R. Harris LG	13	36	2.8	7	0	Hamilton	1	0	0.0	0	0
10/29			BYE WEEK		R. Harris TM	3	14	4.7	7	0	Redmond	1	25	25.0	25	0
11/05	L	13-16	Buffalo ot	60,292	Shaw	9	12	1.3	5	0	Wiggins LG	1	12	12.0	12	0
11/12	L	11-19	at Cleveland	72,618	Bishop	7	-1	-1.1	2	0	Team	64	1335	20.9	47	0
11/19	W	16-13	Cincinnati	60,292	Floyd TM	2	-1	-5.0	0	0	Opponents	62	1350	21.8	87	1
11/23	L	9-34	at Detroit	77,923	L. Johnson	2	-1	-5.0	0	0						
12/04	W	36-24	Kansas City	60,292	Team	424	1390	3.3	35	9	FIELD GOALS	1-19	20-29	30-39	40-49	50+
12/10	L	17-24	at Chicago	66,944	Opp.	495	1831	3.7	32	12	Vinatieri	0/0	11/13	8/9	7/8	1/3
12/17	W	19-10	at Buffalo ot	47,230							Team	0/0	11/13	8/9	7/8	1/3
12/24	L	24-27	Miami	60,292							Opponents	1/1	5/7	11/13	7/11	0/0

## Team Statistics

	PATS	OPP	RECEIVING	No	Yds	Avg	LG	TD								
<b>TOTAL FIRST DOWNS</b>	<b>283</b>	<b>326</b>	Brown	83	944	11.4	44	4								
Rushing	80	108	Glenn	79	963	12.2	39	6								
Passing	172	184	Faulk	51	465	9.1	52	1								
Penalty	31	34	Bjornson	20	152	7.6	19	2								
3rd Down: Made/Att	82/234	103/237	Redmond	20	126	6.3	20	2								
3rd Down Pct.	35.0	43.5	Wiggins LG	18	207	11.5	59	2								
4th Down: Made/Att	13/26	9/10	Wiggins TM	16	203	12.7	59	1								
4th Down Pct.	50.0	90.0														
<b>POSSESSION AVG.</b>	<b>28:56</b>	<b>31:14</b>														
<b>TOTAL NET YARDS</b>	<b>4571</b>	<b>5353</b>	Simmons	14	231	16.5	46	1								
Avg. Per Game	285.7	334.6	Carter	9	73	8.1	21	0								
Total Plays	1037	1068	Calloway	5	95	19.0	28	0								
Avg. Per Play	4.4	5.0	Johnson	5	44	8.8	13	0								
<b>NET YARDS RUSHING</b>	<b>1390</b>	<b>1831</b>	R. Harris LG	4	20	5.0	16	0								
Avg. Per Game	86.9	114.4	R. Harris TM	2	1	0.5	2	0								
Total Rushes	424	495	Pass	4	17	4.3	15	0								
<b>NET YARDS PASSING</b>	<b>3181</b>	<b>3522</b>	S. Davis	2	12	6.0	9	0								
Avg. Per Game	198.8	220.1	Shaw	2	11	5.5	8	0								
Sacked/Yards Lost	48/280	29/172	Floyd TM	1	21	21.0	21	0								
Gross Yards	3461	3694	Team	328	3461	10.6	59	18								
Att./Completions	565/328	544/321	Opp	321	3694	11.5	81	23								
Completion Pct.	58.1	59.0														
Had Intercepted	0	15														
<b>PUNTS/AVERAGE</b>	<b>90/42.2</b>	<b>87/40.4</b>	<b>INTERCEPTIONS</b>	<b>NO</b>	<b>YDS</b>	<b>AVG</b>	<b>LG</b>	<b>TD</b>								
<b>NET PUNTING AVG.</b>	<b>90/36.8</b>	<b>87/31.9</b>	Law	2	32	16.0	32	0								
<b>PENALTIES/YARDS</b>	<b>99/815</b>	<b>95/897</b>	Jones	2	20	10.0	20	0								
<b>FUMBLES/BALL LOST</b>	<b>23/10</b>	<b>27/13</b>	Milloy	2	2	1.0	2	0								
<b>TOUCHDOWNS</b>	<b>28</b>	<b>38</b>	Smith	1	56	56.0	56	0								
Rushing	9	12	Langham	1	24	24.0	24	0								
Passing	18	23	Thomas	1	16	16.0	16	0								
Returns	1	3	A. Harris	1	11	11.0	11	0								
<b>Score by Periods</b>	<b>1</b>	<b>2</b>	<b>3</b>	<b>4</b>	<b>OT</b>	<b>T</b>	<b>Total</b>									
<b>TEAM</b>	<b>76</b>	<b>86</b>	<b>30</b>	<b>81</b>	<b>3</b>	<b>276</b>										
<b>OPPONENTS</b>	<b>53</b>	<b>122</b>	<b>52</b>	<b>108</b>	<b>3</b>	<b>338</b>										
<b>SCORING</b>	<b>TD</b>	<b>Ru</b>	<b>Pa</b>	<b>Rt</b>	<b>PAT</b>	<b>FG</b>	<b>S</b>	<b>TP</b>								
Vinatieri	0	0	0	0	25/25	27/33	0	106								
Glenn	6	0	6	0	0	0	36	L. Johnson	89	3798	42.7	36.8	5	31	62	1
Faulk	5	4	1	0	0	0	32	Team	90	3798	42.2	36.8	5	31	62	1
Brown	5	0	4	1	0	0	30	Opp	87	3513	40.4	31.9	9	23	62	0
Redmond	3	1	2	0	0	0	18									
Bjornson	2	0	2	0	0	0	12									
Bledsoe	2	2	0	0	0	0	12									
Carter	2	2	0	0	0	0	12									
Wiggins LG	2	0	2	0	0	0	12									
Wiggins TM	1	0	1	0	0	0	6									
Rutledge	1	0	1	0	0	0	0									
Simmons	1	0	1	0	0	0	0									
Team	28	9	18	1	25/25	27/33	0	276								
Opp.	38	12	23	3	34/34	24/32	1	338								
<b>2-Pt. Conversions:</b>	<b>Faulk, Team 1-3, Opponents 1-4</b>															
<b>Sacks:</b>	<b>McGinest 6.0, Spires 6.0, Thomas 4.5, Slade 4.0, Eaton 2.5, Serwanga 2.0, Hamilton 1.5, Bruschi 1.0, A. Harris 1.0, T. Johnson 0.5, Team 29.0, Opponents 48.0</b>															
<b>PUNTING</b>	<b>No</b>	<b>Yds</b>	<b>Avg</b>	<b>Net Bt</b>	<b>In20</b>	<b>In30</b>	<b>In40</b>	<b>In50</b>	<b>In60</b>	<b>In70</b>	<b>In80</b>	<b>In90</b>	<b>In100</b>			
Team	90	3798	42.2	36.8	5	31	62	1								
Opp	87	3513	40.4	31.9	9	23	62	0								
<b>PUNT RETURNS</b>	<b>No</b>	<b>FC</b>	<b>Yds</b>	<b>Avg</b>	<b>Lg</b>	<b>TD</b>										
Team	45	22	562	12.5	66	1										
Opponents	43	21	384	8.9	56	0										
<b>2000 Coaching Staff:</b>	<b>Ned Burke, Coaching Assistant; Brian Daboll, Coaching Assistant; Jeff Davidson, Assistant Offensive Line; Ivan Fears, Wide Receivers; Mark Jackson, coaching assistant; Pepper Johnson, Assistant Linebackers; Eric Mangini, Defensive Backs; Randy Melvin, Defensive Line; Markus Paul, Assistant Strength and Conditioning; Dick Rehbein, Quarterbacks; Rob Ryan, Linebackers; Dante Scarnechia, Assistant Head Coach/Offensive Line; Brad Seely, Special Teams; DeWayne Walker, Defensive Assistant; Charlie Weis, Offensive Coordinator/Running Backs; Mike Woicik, Strength and Conditioning.</b>															
<b>Pro Bowl (0)</b>																





**NEW ENGLAND PATRIOTS**

# **ALL-TIME RECORDS**



# PATRIOTS ALL-TIME LEADERS

## ALL-TIME LEADING RUSHERS

(Based On Rushing Yardage)

NAME	YEARS	NO.	YARDS	AVG	LG	TD
1. Sam Cunningham	1973-79,81-82	1,385	5,453	3.9	75t	43
2. Jim Nance	1965-71	1,323	5,323	4.0	65t	45
3. Tony Collins	1981-87	1,191	4,647	3.9	54	32
4. Curtis Martin	1995-97	958	3,799	4.0	70t	32
5. Don Calhoun	1975-81	820	3,391	4.1	73	23
6. John Stephens	1988-92	891	3,249	3.6	52	17
7. Larry Garron	1960-68	763	2,981	3.9	85t	14
8. Craig James	1984-88	585	2,469	4.2	73	11
9. Leonard Russell	1991-93	689	2,437	3.5	24	13
10. Mosi Tatupu	1978-90	612	2,415	3.9	55	18
11. Carl Garrett	1969-72	537	2,235	4.2	80t	15
12. Steve Grogan	1975-90	443	2,176	4.9	41t	35
13. Andy Johnson	1974-76,78-81	491	2,017	4.1	69t	13
14. Ron Burton	1960-65	429	1,536	3.6	59	9
15. Horace Ivory	1977-81	329	1,336	4.1	52	14
16. Mack Herron	1973-75	353	1,298	3.7	53	9
17. Robert Perryman	1987-89	369	1,294	3.5	48	9
18. Vagas Ferguson	1980-82	290	1,163	4.0	44	5
<b>19. ROBERT EDWARDS</b>	<b>1998</b>	<b>291</b>	<b>1,115</b>	<b>3.8</b>	<b>53</b>	<b>9</b>
20. Jim Crawford	1960-64	302	1,078	3.6	39t	5
21. Josh Ashton	1972-74	247	950	3.8	35	3
22. Babe Parilli	1961-67	228	949	4.2	33t	15
23. Terry Allen	1999	254	896	3.5	22t	8
24. Jim Plunkett	1971-75	159	817	5.1	37	9
<b>25. KEVIN FAULK</b>	<b>1999-2000</b>	<b>231</b>	<b>797</b>	<b>3.5</b>	<b>43</b>	<b>5</b>
26. Mark van Eeghen	1982-83	177	744	4.2	17	2
27. Robert Weathers	1982-86	159	733	4.6	77	4
28. Marion Butts	1994	243	703	2.9	26	8
29. Jon Vaughn	1991-92	144	597	4.1	36	3
30. Billy Lott	1961-63	143	573	4.0	38	8
31. Reggie Dupard	1986-89	186	571	3.1	49	6
32. John Tarver	1972-74	155	554	3.6	28	7
<b>33. DREW BLEDSOE</b>	<b>1993-2000</b>	<b>267</b>	<b>535</b>	<b>2.0</b>	<b>25</b>	<b>2</b>
34. Tony Eason	1983-89	126	474	3.8	26	6
35. J.D. Garrett	1964-67	116	434	3.7	58	3
36. David Meggett	1995-97	120	432	3.6	25	3
37. Tom Yewcic	1961-66	72	424	5.9	46	4
38. Al Miller	1960	101	416	4.1	33	1
<b>39. J.R. REDMOND</b>	<b>2000</b>	<b>125</b>	<b>406</b>	<b>3.2</b>	<b>20</b>	<b>1</b>
40. Kevin Turner	1992-94	96	382	4.0	49	1
41. Marvin Allen	1988-91	94	378	4.0	29	2
42. Richard Christy	1960	78	363	4.7	48	4
43. R.C. Gamble	1968-69	94	346	3.7	45	1
44. Leroy Thompson	1994	102	312	3.1	13	2
45. Doug Flutie	1987-89	60	309	5.2	22	1
46. Sam Gash	1992-97	105	291	2.8	14	2
47. Ike Forte	1976-77	87	257	3.0	26	3
48. Corey Croom	1993-95	73	252	3.5	22	1
49. Darryl Stingley	1973-77	28	244	8.7	34t	2
50. Bob Gladieux	1969-72	65	239	3.7	31	0

## Top 10s

### By Rushing Attempts

NAME	ATT.
1. Cunningham, S. ....	1,385
2. Nance, J. ....	1,323
3. Collins, T. ....	1,191
4. Martin, C. ....	958
5. Stephens, J. ....	891
6. Calhoun, D. ....	820
7. Garron, L. ....	763
8. Russell, L. ....	689
9. Tatupu, M. ....	612
10. James, C. ....	585

### By Rushing TDs

NAME	TDS
1. Nance, J. ....	45
2. Cunningham, S. ....	43
3. Grogan, S. ....	35
4. Martin, C. ....	32
Collins, T. ....	32
6. Calhoun, D. ....	23
7. Tatupu, M. ....	18
8. Stephens, J. ....	17
9. Garrett, C. ....	15
Parilli, V. ....	15

### By Rushing Average (Minimum 450 Carries)

NAME	AVG.
1. James, C. ....	4.2
Garrett, C. ....	4.2
3. Calhoun, D. ....	4.1
Johnson, A. ....	4.1
5. Nance, J. ....	4.0
Martin, C. ....	4.0
7. Cunningham, S. ....	3.9
Collins, T. ....	3.9
Garron, L. ....	3.9
Tatupu, M. ....	3.9



# PATRIOTS ALL-TIME LEADERS

## ALL-TIME LEADING RECEIVERS

(Based On Number Of Receptions)

NAME	YEARS	NO	YDS.	AVG	LG	TD
1. Stanley Morgan, WR	1977-89	534	10,352	19.4	76t	67
2. Ben Coates, TE	1991-99	490	5,471	11.2	84t	50
3. Irving Fryar, WR	1984-92	363	5,726	15.8	80t	38
4. <b>TERRY GLENN, WR</b>	<b>1996-2000</b>	<b>315</b>	<b>4,465</b>	<b>14.2</b>	<b>86t</b>	<b>21</b>
5. Gino Cappelletti, WR	1960-70	292	4,589	15.7	63t	42
6. Jim Colclough, WR	1960-68	283	5,001	17.7	78t	39
7. Tony Collins, RB	1981-87	261	2,356	9.0	49	12
8. <b>TROY BROWN, WR</b>	<b>1993-2000</b>	<b>220</b>	<b>2,771</b>	<b>12.6</b>	<b>67</b>	<b>12</b>
9. Vincent Brisby, WR	1993-99	217	3,142	14.5	72	14
10. Sam Cunningham, RB	1973-79, 81-82	210	1,905	9.1	41	6
Marv Cook, TE	1989-93	210	1,843	8.8	49	11
12. Russ Francis, TE	1975-80, 87-88	207	3,157	15.3	53	28
13. Art Graham, WR	1963-68	199	3,107	15.6	80t	20
14. Cedric Jones, WR	1982-90	191	2,703	14.2	65t	16
15. Larry Garron, RB	1960-68	185	2,502	13.5	76t	25
16. Shawn Jefferson, WR	1996-99	178	3,081	17.3	76	14
Randy Vataha, WR	1971-76	178	3,055	17.2	88t	23
18. Michael Timpson, WR	1989-94	172	2,472	14.4	60t	8
19. Andy Johnson, RB	1974-76, 78-81	161	1,807	11.2	53	9
20. Harold Jackson, WR	1978-81, 87	156	3,162	20.3	59	18
21. Jim Whalen, TE	1965-69	153	2,487	16.3	87t	17
22. Jim Nance, RB	1965-71	129	844	6.5	45	1
23. Reggie Rucker, WR	1971-74	126	1,884	15	69t	10
24. Greg McMurtry, WR	1990-93	120	1,519	12.7	65t	4
25. Derrick Ramsey, TE	1983-85	118	1,412	12	39	14
26. Lin Dawson, TE	1981-90	117	1,233	10.5	42	8
Curtis Martin, RB	1995-97	117	890	7.6	41	5
28. Stephen Starring, WR	1983-87	112	1,865	16.7	76t	11
29. Ron Burton, RB	1960-65	111	1,205	10.9	73t	8
30. Darryl Stingley, WR	1973-77	110	1,883	17.1	68	14
Tony Romeo, TE	1962-67	110	1,724	15.7	62	10
32. Carl Garrett, RB	1969-72	107	1,158	10.8	80t	3
33. David Meggett, RB	1995-97	104	829	8.0	49t	1
Sam Gash, FB	1992-97	104	826	7.9	30	6
35. John Stephens, RB	1988-92	100	781	7.8	43	1
36. Don Hasselbeck, TE	1977-83	99	1,444	14.6	51	15
37. Kevin Turner, RB	1992-94	98	856	8.7	32	6
38. Mosi Tatupu, RB	1978-90	96	843	8.8	41	2
39. Hart Lee Dykes, WR	1989-90	83	1,344	16.2	42	7
40. Don Calhoun, RB	1975-81	82	614	7.5	47	2
41. Craig James, RB	1984-88	81	819	10.1	90t	2
42. Ron Sellers, WR	1969-71	79	1,477	18.7	77	13
43. Bob Windsor, TE	1972-75	74	915	12.4	36	6
44. Leroy Thompson, RB	1994	65	465	7.2	27t	5
45. Robert Perryman, RB	1987-89	64	430	6.7	18	0
46. <b>KEVIN FAULK, RB</b>	<b>1999-2000</b>	<b>63</b>	<b>568</b>	<b>9.0</b>	<b>52</b>	<b>2</b>
47. Eric Sievers, TE	1989-90	62	692	11.2	46	0
48. Mack Herron, RB	1973-75	61	789	12.9	29	6
49. <b>TONY SIMMONS, WR</b>	<b>1998-2000</b>	<b>57</b>	<b>981</b>	<b>17.2</b>	<b>63t</b>	<b>6</b>
50. Leonard Russell, RB	1991-93	55	350	6.4	69	0

## TOP 10s

### By Receiving Yds

NAME	YDS
1. Morgan, WR .....	10,352
2. Fryar, WR .....	5,726
3. Coates, TE .....	5,471
4. Colclough, WR .....	5,001
5. Cappelletti, WR .....	4,589
6. <b>GLENN, WR .....</b>	<b>4,465</b>
7. Jackson, WR .....	3,162
8. Francis, TE .....	3,157
9. Brisby, WR .....	3,142
10. Graham, WR .....	3,102

### By Receiving Tds

NAME	TDS
1. Morgan, WR .....	67
2. Coates, TE .....	50
3. Cappelletti, WR .....	42
4. Colclough, WR .....	39
5. Fryar, WR .....	38
6. Francis, TE .....	28
7. Garron, RB .....	25
8. Vataha, WR .....	23
9. <b>GLENN, WR .....</b>	<b>21</b>
10. Graham, WR .....	20

### By Receiving Yds Avg. (Minimum 150 Catches)

NAME	AVG.
1. Jackson, WR .....	20.3
2. Morgan, WR .....	19.4
3. Colclough, WR .....	17.7
4. Jefferson, WR .....	17.3
5. Vataha, WR .....	17.2
6. Whalen, TE .....	16.3
7. Fryar, WR .....	15.8
8. Cappelletti, WR .....	15.7
9. Graham, WR .....	15.6
10. Francis, TE .....	15.3



# PATRIOTS ALL-TIME LEADERS

## ALL-TIME LEADING PASSERS

(Based On Passing Yardage)

NAME	YEARS	ATT	COMP	YDS	PCT	TD	INT
1. DREW BLEDSOE	1993-99	4,452	2,504	29,257	56.2	164	136
2. Steve Grogan	1975-90	3,593	1,879	26,886	52.3	182	208
3. Babe Parilli	1961-67	2,412	1,140	16,747	47.3	132	138
4. Tony Eason	1983-89	1,500	876	10,732	58.4	60	48
5. Jim Plunkett	1971-75	1,503	729	9,932	48.5	62	87
6. Hugh Millen	1991-92	612	370	4,276	60.5	17	28
7. Mike Taliaferro	1968-70	680	305	3,920	44.9	27	44
8. Butch Songin	1960-61	604	285	3,905	47.2	36	24
9. Matt Cavanaugh	1978-82	385	206	3,018	53.5	19	23
10. Marc Wilson	1989-90	415	214	2,631	51.6	9	16
11. Doug Flutie	1987-89	295	143	1,842	48.5	11	14
12. Tommy Hodson	1990-92	315	171	1,809	54.3	7	11
13. Tom Yewcic	1961-66	206	87	1,374	42.2	12	12
14. Tom Sherman	1968-69	226	90	1,199	39.8	12	16
15. Scott Zolak	1992-98	244	124	1,314	50.8	8	7
16. Joe Kapp	1970	219	98	1,104	44.7	3	17
17. Tom Ramsey	1985-88	164	84	1,005	51.2	6	9
18. Scott Secules	1993	134	75	918	56.0	2	9
19. Tom Owen	1976-81	114	58	655	50.9	3	9
20. Don Trull	1967	81	27	442	33.3	1	7
21. Brian Dowling	1972-73	54	29	383	53.7	2	1
22. Ed Wilson	1965	46	20	257	43.5	1	3
23. Tom Greene	1960	63	27	251	42.9	1	6
24. Neil Graff	1974-75	36	19	241	52.8	2	3
25. Jeff Carlson	1992	49	18	232	36.7	1	3
26. Andy Johnson	1974-76,78-81	13	7	194	53.8	4	1
27. Bob Bleier	1987	39	14	181	35.9	1	1
28. Richard Christy	1960	11	6	94	54.5	2	2
29. John Huarte	1966-67	20	8	88	40.0	0	2
30. Mike Kerrigan	1983-84	15	7	85	46.6	0	1
31. MICHAEL BISHOP	1999-2000	9	3	80	33.3	1	1
32. Dick Shiner	1973-74	10	5	68	50.0	0	1
33. John Friesz	1999-2000	21	11	66	52.4	0	1
32. Don Westbrook	1977-81	2	2	52	100.0	0	0
33. Bob Gladieux	1969-72	3	1	48	33.3	0	1
34. Harvey White	1960	7	3	44	42.9	0	0
35. Larry Garron	1960-68	6	1	39	16.7	0	0
36. Harold Jackson	1978-81,87	4	2	35	50.0	0	0
David Meggett	1995-97	3	1	35	33.3	1	0
38. Jim Corcoran	1968	7	3	33	42.9	0	2
39. Kim Hammond	1969-70	6	2	31	33.3	0	0
40. Mosi Tatupu	1978-90	2	2	30	100.0	1	0
41. Jim Crawford	1960-64	2	2	27	100.0	0	0
Gino Cappelletti	1960-70	1	1	27	100.0	1	0
43. Craig James	1984-88	6	3	26	50.0	3	1
44. Jon Vaughn	1991-92	2	1	13	50.0	1	0

## Top 10 By Quarterback Rating

NAME	RATING	NAME	RATING
1. Eason, T. ....	80.6	6. Parilli, V. ....	64.8
2. BLEDSOE, D. ....	75.9	7. Wilson, M. ....	62.6
3. Millen, H. ....	71.8	8. Plunkett, J. ....	59.7
4. Songin, B. ....	71.7	9. Taliaferro, M. ....	49.8
5. Grogan, S. ....	69.6		

## Top 10s

### By Passing Attempts

NAME	ATT
1. BLEDSOE, D. ....	4,452
2. Grogan, S. ....	3,593
3. Parilli, V. ....	2,412
4. Plunkett, J. ....	1,503
5. Eason, T. ....	1,500
6. Taliaferro, M. ....	680
7. Millen, H. ....	612
8. Songin, B. ....	604
9. Wilson, M. ....	415
10. Cavanaugh, M. ....	385

### By Passing Comp.

NAME	COMP.
1. BLEDSOE, D. ....	2,504
2. Grogan, S. ....	1,879
3. Parilli, V. ....	1,140
4. Eason, T. ....	876
5. Plunkett, J. ....	729
6. Millen, H. ....	370
7. Taliaferro, M. ....	305
8. Songin, B. ....	285
9. Wilson, M. ....	214
10. Cavanaugh, M. ....	206

### By Passing TDs

NAME	TDS
1. Grogan, S. ....	182
2. BLEDSOE, D. ....	164
3. Parilli, V. ....	132
4. Plunkett, J. ....	62
5. Eason, T. ....	60
6. Songin, B. ....	36
7. Taliaferro, M. ....	27
8. Cavanaugh, M. ....	19
9. Millen, H. ....	17
10. Yewcic, T. ....	12

### By Interceptions

NAME	INT.
1. Grogan, S. ....	208
2. Parilli, V. ....	138
3. BLEDSOE, D. ....	136
4. Plunkett, J. ....	87
5. Eason, T. ....	48
6. Taliaferro, M. ....	44
7. Millen, H. ....	28
8. Songin, B. ....	24
9. Cavanaugh, M. ....	23
10. Kapp, J. ....	17

### By Completion % (Minimum 500 Passes)

NAME	%
1. Millen, H. ....	60.5
2. Eason, T. ....	58.4
3. BLEDSOE, D. ....	56.2
4. Grogan, S. ....	52.3
5. Plunkett, J. ....	48.5
6. Parilli, B. ....	47.3
7. Songin, B. ....	47.2
8. Taliaferro, M. ....	44.9



# PATRIOTS ALL-TIME LEADERS

## ALL-TIME LEADING SCORERS

(Based On Total Points)

NAME	YEARS	TD	TD RUN	TD PA	TD RT	FG	PAT	TP
1. Gino Cappelletti	1960-70	42	0	42	0	176	346	1,130
2. John Smith	1974-83	0	0	0	0	128	308	692
<b>3. ADAM VINATIERI</b>	<b>1996-2000</b>	<b>0</b>	<b>0</b>	<b>0</b>	<b>0</b>	<b>136</b>	<b>165</b>	<b>575</b>
4. Tony Franklin	1984-87	0	0	0	0	93	163	442
5. Stanley Morgan	1977-89	68	0	67	1	0	0	408
6. Ben Coates	1991-99	50	0	50	0	0	0	302
7. Sam Cunningham	1973-79,81-82	49	43	6	0	0	0	294
8. Jim Nance	1965-71	46	45	1	0	0	0	276
9. Tony Collins	1981-87	44	32	12	0	0	0	264
10. Irving Fryar	1984-92	42	1	38	3	0	0	252
Larry Garron	1960-68	41	14	25	2	0	0	246
12. Matt Bahr	1993-95	0	0	0	0	55	73	238
13. Jim Colclough	1960-68	39	0	39	0	0	2	238
14. Curtis Martin	1995-97	37	32	5	0	0	0	226
15. Steve Grogan	1975-90	36	35	0	1	0	0	216
16. Jason Staurovsky	1988-91	0	0	0	0	50	57	207
17. Russ Francis	1975-80,87-88	28	0	28	0	0	0	168
18. Don Calhoun	1975-81	25	23	2	0	0	0	150
19. Randy Vataha	1971-76	24	0	23	1	0	0	144
20. Andy Johnson	1974-76,78-81	22	13	9	0	0	0	132
<b>21. TERRY GLENN</b>	<b>1996-2000</b>	<b>21</b>	<b>0</b>	<b>21</b>	<b>0</b>	<b>0</b>	<b>0</b>	<b>126</b>
Mosi Tatupu	1978-90	21	18	2	1	0	0	126
23. Art Graham	1963-68	20	0	20	0	0	0	120
24. Ron Burton	1960-65	19	9	8	2	0	0	114
25. John Stephens	1988-92	19	17	1	1	0	0	114
26. Carl Garrett	1969-72	18	15	3	0	0	0	108
Harold Jackson	1978-81,87	18	0	18	0	0	0	108
Cedric Jones	1982-90	18	0	16	2	0	0	108
29. Charlie Gogolak	1970-72	0	0	0	0	20	42	102
Horace Ivory	1977-81	17	14	2	1	0	0	102
Jim Whalen	1965-69	17	0	17	0	0	0	102
32. Mack Herron	1973-75	16	9	6	1	0	0	96
Darryl Stingley	1973-77	16	2	14	0	0	0	96
34. Babe Parilli	1961-67	15	15	0	0	0	1	92
Don Hasselbeck	1977-83	15	0	15	0	0	0	90
Billy Lott	1961-63	15	8	7	0	0	0	90
37. Charlie Baumann	1991-92	0	0	0	0	18	31	85
38. Vincent Brisby	1993-99	14	0	14	0	0	0	84
Shawn Jefferson	1996-99	14	0	14	0	0	0	84
Derrick Ramsey	1983-85	14	0	14	0	0	0	84
<b>41. TROY BROWN</b>	<b>1993-2000</b>	<b>13</b>	<b>0</b>	<b>12</b>	<b>1</b>	<b>0</b>	<b>0</b>	<b>78</b>
Craig James	1984-88	13	11	2	0	0	0	78
Leonard Russell	1991-93	13	13	0	0	0	0	78
Ron Sellers	1969-71	13	0	13	0	0	0	78
<b>45. ROBERT EDWARDS</b>	<b>1998</b>	<b>12</b>	<b>9</b>	<b>3</b>	<b>0</b>	<b>0</b>	<b>0</b>	<b>72</b>
46. Marv Cook	1989-93	11	0	11	0	0	0	66
Stephen Starring	1983-87	11	0	11	0	0	0	66
48. Jeff White	1973	0	0	0	0	14	21	63
49. David Posey	1978	0	0	0	0	11	29	62
50. Greg Davis	1989	0	0	0	0	16	13	61

## Top 10s

### By Touchdowns

NAME	TDS
1. Morgan, S. ....	68
2. Coates, B. ....	50
3. Cunningham, S. ....	49
5. Nance, J. ....	46
5. Collins, T. ....	44
6. Cappelletti, G. ....	42
Garron, L. ....	42
Fryar, I. ....	42
9. Colclough, J. ....	39
10. Martin, C. ....	37

### By Field Goal Att.

NAME	FGA
1. Cappelletti, G. ....	334
2. Smith, J. ....	191
<b>3. VINATIERI, A. ....</b>	<b>169</b>
4. Franklin, T. ....	125
5. Bahr, M. ....	72
6. Staurovsky, J. ....	69
7. Gogolak, C. ....	36
8. Baumann, C. ....	27
9. Sisson, S. ....	26
10. White, J. ....	25

### By Field Goals Made

NAME	FGS
1. Cappelletti, G. ....	176
<b>2. VINATIERI, A. ....</b>	<b>136</b>
3. Smith, J. ....	128
4. Franklin, T. ....	93
5. Bahr, M. ....	55
6. Staurovsky, J. ....	50
7. Gogolak, C. ....	20
8. Baumann, C. ....	18
9. Davis, G. ....	16
10. Sisson, S. ....	14
White, J. ....	14

### By PAT's Attempted

NAME	NO.
1. Cappelletti, G. ....	358
2. Smith, J. ....	323
<b>3. VINATIERI, A. ....</b>	<b>169</b>
4. Franklin, T. ....	166
5. Bahr, M. ....	73
6. Staurovsky, J. ....	59
7. Gogolak, C. ....	42
8. Baumann, C. ....	34
9. Posey, D. ....	31
10. White, J. ....	25

### By PAT's Made

NAME	PATS
1. Cappelletti, G. ....	346
2. Smith, J. ....	308
<b>3. VINATIERI, A. ....</b>	<b>165</b>
4. Franklin, T. ....	163
5. Bahr, M. ....	73
6. Staurovsky, J. ....	57
7. Gogolak, C. ....	42
8. Baumann, C. ....	31
9. Posey, D. ....	29
10. White, J. ....	21



# PATRIOTS ALL-TIME LEADERS

## ALL-TIME LEADING INTERCEPTORS

### By Interceptions

	NAME	YEARS	NO.	YDS.	AVG.	LG	TD
1	Raymond Clayborn	1977-89	36	555	15.4	85	1
2	Ron Hall	1961-67	29	476	16.4	87	1
	Roland James	1980-90	29	383	13.2	46	0
	Fred Marion	1982-91	29	457	15.8	83	1
5	Mike Haynes	1976-82	28	393	14	50	1
6	Maurice Hurst	1989-95	27	263	9.7	36	1
7	Nick Buoniconti	1962-68	24	223	9.3	41	0
	Ronnie Lippett	1984-91	24	420	17.5	73	2
9	<b>TY LAW</b>	<b>1995-2000</b>	<b>22</b>	<b>347</b>	<b>15.8</b>	<b>59t</b>	<b>3</b>
10	Don Webb	1961-70	21	366	17.4	59	2
11	Ron Bolton	1972-75	18	116	6.4	56	0
12	<b>LAWYER MILLOY</b>	<b>1996-2000</b>	<b>17</b>	<b>102</b>	<b>6.0</b>	<b>30t</b>	<b>1</b>
	Tim Fox	1976-81	17	215	12.6	29	0
	Steve Nelson	1974-87	17	226	13.3	37	0
15	Tom Addison	1960-67	16	103	6.4	17	1
	Rick Sanford	1979-84	16	198	12.4	99t	1
17	Prentice McCray	1974-80	15	352	23.5	63t	2
	Ross O'Hanley	1960-65	15	288	19.2	61	1
	Chuck Shonta	1960-67	15	261	17.4	52	0
20	Willie Clay	1996-98	13	178	13.7	53t	1
21	Dick Felt	1962-66	12	199	16.6	35	0
22	Vincent Brown	1988-95	10	95	9.5	49t	1
	Larry Carwell	1969-72	10	186	18.6	53t	1
	Bob Howard	1975-77	10	90	9	44t	1
	Leroy Mitchell	1967-68	10	50	5	20	0
26	Ed Philpott	1967-71	9	91	10.1	23	0
27	Fred Bruney	1960-62	8	125	15.6	33t	1
	Tom Hennessey	1965-66	8	113	14.1	33	0
29	Jerome Henderson	1991-93,96	7	52	7.4	34	0
	Sam Hunt	1974-79	7	189	27	68t	1
	Johnny Rembert	1983-92	7	70	10	37	0
	Bob Suci	1963	7	277	39.6	98t	2
	Clyde Washington	1960-61	7	58	8.3	33	0
34	John Charles	1967-69	6	110	18.3	35t	1
	Lawrence McGrew	1980-89	6	49	8.2	27	0
	Rod McSwain	1984-90	6	89	14.8	42	0
	Ricky Reynolds	1994-96	6	24	4	11	0
	John Sanders	1974-76	6	75	12.5	23t	1
39	Don Blackmon	1981-87	5	63	12.6	39	0
	Myron Guyton	1994-95	5	86	17.2	45	0
	Mike Hawkins	1978-81	5	56	11.2	35t	1
	Honor Jackson	1972-73	5	133	26.6	55	0
	Daryl Johnson	1968-71	5	85	17	42	0
	Rod Shoate	1975-81	5	50	10	42t	1

## Top 10s

### By Int. Return Yds

	NAME	NO.
1.	Clayborn, R. ....	555
2.	Hall, R. ....	476
3.	Marion, F. ....	457
4.	Lippett, R. ....	420
5.	Haynes, M. ....	393
6.	James, R. ....	383
7.	Webb, D. ....	366
8.	McCray, P. ....	352
9.	<b>LAW, T. ....</b>	<b>347</b>
10.	O'Hanley, R. ....	288

### By Touchdowns

1.	<b>LAW, T. ....</b>	<b>3</b>
2.	Lippett, R. ....	2
	McCray, P. ....	2
	Suci, B. ....	2
	Webb, D. ....	2
6.	Addison, T. ....	1
	Brown, V. ....	1
	Bruney, F. ....	1
	Carwell, L. ....	1
	Clay, W. ....	1
	Clayborn, R. ....	1
	Geddes, B. ....	1
	Hall, R. ....	1
	Hawkins, M. ....	1
	Haynes, M. ....	1
	Hitchcock, J. ....	1
	Howard, B. ....	1
	Hunt, Jim Lee ....	1
	Hunt, Sam ....	1
	Hurst, M. ....	1
	<b>KATZENMOYER, A. ....</b>	<b>1</b>
	Marion, F. ....	1
	<b>McGINEST, W. ....</b>	<b>1</b>
	<b>MILLOY, L. ....</b>	<b>1</b>
	O'Hanley, R. ....	1
	Outlaw, J. ....	1
	Pool, D. ....	1
	Sanders, J. ....	1
	Sanford, R. ....	1
	Shoate, R. ....	1
	Singleton, C. ....	1
	Slade, C. ....	1
	Thomas, H. ....	1
	Weishuhn, C. ....	1
	Whigham, L. ....	1
	Witt, M. ....	1



# PATRIOTS ALL-TIME LEADERS

## ALL-TIME LEADING PUNTERS

NAME	YEARS	By Punts					LG	BLK
		NO.	YDS	AVG				
1. Rich Camarillo	1981-87	468	19,922	42.6	76	4		
2. Tom Yewcic	1961-66	378	14,553	38.6	70	9		
3. Tom Janik	1969-71	243	9,516	39.2	58	1		
4. Mike Patrick	1975-78	225	8,481	37.7	64	3		
5. Tom Tupa	1996-98	215	9,602	44.7	73	1		
6. <b>LEE JOHNSON</b>	<b>1999-2000</b>	<b>179</b>	<b>7,533</b>	<b>42.1</b>	<b>62</b>	<b>1</b>		
7. Shawn McCarthy	1991-92	169	6,862	40.7	93	2		
8. Jeff Feagles	1988-89	154	5,874	38.1	74	1		
9. Terry Swanson	1967-68	127	5,081	40.0	62	2		
10. Pat O'Neill	1994-95	110	4,355	39.6	57	0		
11. Bruce Barnes	1973-74	100	3,738	37.4	53	0		
12. Brian Hanson	1990	90	3,752	41.7	69	2		
13. Eddie Hare	1979	83	3,038	36.6	58	1		
14. Mike Hubach	1980-81	82	3,118	38.0	69	0		
15. Pat Studstill	1972	75	2,859	38.1	57	1		
16. Mike Saxon	1993	73	3,096	42.4	59	3		
17. Tom Greene	1960	61	2,253	36.9	66	1		
18. Jim Fraser	1966	55	2,044	37.2	68	2		
19. Jerrel Wilson	1978	54	1,921	35.6	57	0		

### By Punt Avg. (Minimum 100 Punts)

NAME	AVG.
1. Tupa, T. ....	44.7
2. Camarillo, R. ....	42.6
<b>3. JOHNSON, L. ....</b>	<b>42.1</b>
4. McCarthy, S. ....	40.6
5. Swanson, T. ....	40.0
6. O'Neill, P. ....	39.6
7. Feagles, J. ....	39.5
8. Janik, T. ....	39.2
9. Yewcic, T. ....	38.5
10. Patrick, M. ....	37.7

## ALL-TIME LEADING PUNT RETURNERS

(Based on Return Yardage)

NAME	YEARS	NO.	FC	YDS.	AVG	LG	TD
1. Irving Fryar	1984-92	206	70	2,055	10.0	85t	3
<b>2. TROY BROWN</b>	<b>1993-2000</b>	<b>143</b>	<b>57</b>	<b>1,560</b>	<b>10.9</b>	<b>66t</b>	<b>1</b>
3. David Meggett	1995-97	142	32	1,438	10.1	60t	1
4. Mike Haynes	1976-82	111	8	1,159	10.4	89t	2
5. Stanley Morgan	1977-89	92	32	960	10.4	80t	1
6. Mack Herron	1973-75	74	14	888	12.0	66	0
7. Ricky Smith	1982-83	54	20	537	9.9	55	0
8. Carl Garrett	1969-72	43	2	487	11.3	62	0
9. Roland James	1980-90	42	8	400	9.5	75t	1
10. Ron Burton	1960-65	56	0	389	6.9	62	0
11. Bob Suci	1963	25	NA	233	9.3	22	0
12. Walter Stanley	1992	28	17	227	8.1	50	0
Ronnie Harris	1993-94	26	4	227	8.7	21	0
14. Jerome Henderson	1991-93,96	27	10	201	7.4	39	0
15. Billy Johnson	1966-69	23	9	195	8.5	52	0
16. Ray Crittenden	1993-94	21	7	192	9.1	30	0
17. Chris Canty	1997-98	16	7	170	10.6	36	0
18. Sammy Martin	1988-91	20	2	165	8.3	28	0
19. Tom Stephens	1960-64	19	NA	151	7.9	26	0
<b>20. KEVIN FAULK</b>	<b>1999-2000</b>	<b>16</b>	<b>7</b>	<b>148</b>	<b>9.3</b>	<b>35</b>	<b>0</b>
Fred Bruney	1960-62	30	NA	148	4.9	19	0
Joe Bellino	1965-67	19	8	148	7.8	18	0
23. Jay Cunningham	1965-67	22	5	140	6.4	44	0
24. Dave Cloutier	1964	20	NA	136	6.8	40	0
Darryl Stingley	1973-77	19	4	136	7.2	29	0
26. Willie Porter	1968	22	5	135	6.1	24	0
27. Stephen Starring	1983-87	19	2	108	5.7	17	0
28. Erroll Tucker	1989	13	1	102	7.8	25	0

### Top 10s

#### By Punt Returns

NAME	NO.
1. Fryar, I. ....	206
<b>2. BROWN, T. ....</b>	<b>143</b>
3. Meggett, D. ....	142
4. Haynes, M. ....	111
5. Morgan, S. ....	92
6. Herron, M. ....	74
7. Burton, R. ....	56
8. Smith, R. ....	54
9. Garrett, C. ....	43
10. James, R. ....	42

#### By Return Average (Minimum of 20 Ret.)

NAME	AVG.
1. Herron, M. ....	12.0
2. Garrett, C. ....	11.3
<b>3. BROWN, T. ....</b>	<b>10.9</b>
4. Haynes, M. ....	10.4
5. Morgan, S. ....	10.4
6. Meggett, D. ....	10.1
7. Fryar, I. ....	10.0
8. Smith, R. ....	9.9
9. James, R. ....	9.5
10. Suci, B. ....	9.3



# PATRIOTS ALL-TIME LEADERS

## ALL-TIME LEADING KICKOFF RETURNERS

(Based on Return Yardage)

NAME	YEARS	NO.	YDS.	AVG.	LG	TD
1. David Meggett	1995-97	105	2,561	24.4	62	0
2. Larry Garron	1960-67	89	2,299	25.8	95t	2
3. Stephen Starring	1983-87	107	2,259	21.1	53	0
4. Carl Garrett	1969-72	92	2,251	24.5	63	0
5. Sammy Martin	1988-91	88	2,012	22.9	95t	1
<b>6. TROY BROWN</b>	<b>1993-2000</b>	<b>86</b>	<b>1,849</b>	<b>21.5</b>	<b>54</b>	<b>0</b>
7. Mack Herron	1973-75	71	1,796	25.3	92t	1
<b>8. KEVIN FAULK</b>	<b>1999-2000</b>	<b>77</b>	<b>1,759</b>	<b>22.8</b>	<b>95</b>	<b>0</b>
9. Raymond Clayborn	1977-89	57	1,538	27.0	101t	3
10. Ricky Smith	1982-84	67	1,505	22.5	98t	<b>1</b>
11. Derrick Cullors	1993-99	60	1,471	24.5	86t	<b>1</b>
12. Jay Cunningham	1965-67	64	1,372	21.4	45	0
13. Tony Collins	1981-87	66	1,335	20.5	46	0
14. Jon Vaughn	1991-92	54	1,281	23.7	100t	2
15. Horace Ivory	1977-81	45	1,191	26.5	98t	1
16. Ron Burton	1960-65	46	1,119	24.3	91t	1
17. J.D. Garrett	1964-67	48	1,054	22.0	42	0
18. Ray Crittenden	1993-94	47	938	20.0	44	0
19. Joe Bellino	1965-67	43	905	21.0	43	0
20. Allen Carter	1975-76	33	898	27.2	99t	1
21. Marvin Allen	1988-91	43	844	19.6	34	0
22. Allan Clark	1979-80	40	837	20.9	38	0
23. Willie Porter	1968	36	812	22.6	61	0
24. Richard Christy	1960	24	617	25.7	52	0
25. Odell Lawson	1970-71	27	593	22.0	52	0
26. Andy Johnson	1974-76,78-81	28	544	19.4	41	0
27. Walter Stanley	1992	29	529	18.2	40	0
28. Billy Johnson	1966-69	24	453	18.9	36	0
29. Irving Fryar	1984-92	26	495	19.0	47	0
30. Jess Phillips	1976-77	20	490	24.5	71	0
31. Jon Williams	1984	23	461	20.0	29	0
32. Leroy Thompson	1994	18	376	20.9	30	0
33. Reggie Rucker	1971-74	15	375	25.0	43	0
34. Bob Suci	1963	17	360	21.1	35	0
35. Ron Gardin	1971	14	321	22.9	34	0
36. Chris Canty	1997-98	15	313	20.9	63	0

### Top 10s

#### By Kickoff Returns

NAME	NO.
1. Starring, S. ....	107
2. Meggett, D. ....	105
3. Garrett, C. ....	92
4. Garron, L. ....	89
5. Martin, S. ....	88
<b>6. BROWN, T. ....</b>	<b>86</b>
<b>7. FAULK, K. ....</b>	<b>77</b>
8. Herron, M. ....	71
9. Smith, R. ....	67
10. Collins, T. ....	66

#### By Kickoff Return Avg.

(Minimum of 20 Ret.)

NAME	AVG.
1. Carter, A. ....	27.2
2. Clayborn, R. ....	27.0
3. Ivory, H. ....	26.5
4. Garron, L. ....	25.8
5. Christy, D. ....	25.7
6. Herron, M. ....	25.3
7. Cullors, D. ....	24.5
8. Garrett, C. ....	24.5
9. Meggett, D. ....	24.4
10. Burton, R. ....	24.3



# CONSECUTIVE RECORDS

## Individual

### SEASONS PLAYED

- 16 Steve Grogan (1975-90)
- 14 Bruce Armstrong (1987-2000)
- Steve Nelson (1974-86)

### GAMES PLAYED

- 161 Raymond Clayborn (9-18-77 to 11-22-87)
- 152 Gino Cappelletti (9-9-60 to 12-6-70)

### GAMES STARTED

- 147 Raymond Clayborn (9-3-78 to 11-22-87)
- 110 Ray Hamilton (9-16-73 to 10-26-80)

### GAMES SCORING

- 101 John Smith (9-28-75 to 10-2-83)

### GAMES SCORING TD

- 7 Curtis Martin (10-13-96 to 11-24-96)
- 6 **Robert Edwards (9/7/98 to 10/19/98)**
- 5 Curtis Martin (10-23-95 to 11-19-95)
- Michael Timpson (12-26-93 to 9-18-94)
- Horace Ivory (10-22-78 to 11-19-78)
- Jimmy Colclough (11-11-62 to 12-9-62)

### GAMES RUSHING TD

- 7 Curtis Martin (10-13-96 to 11-24-96)
- 6 **Robert Edwards (9/7/98 to 10/19/98)**
- 5 Curtis Martin (10-23-95 to 11-19-95)
- Horace Ivory (10-22-78 to 11-19-78)
- 4 Jim Nance (11-27-66 to 12-18-66)
- Tony Collins (9-21-81 to 10-11-81)

### GAMES RECEIVING TD

- 5 Michael Timpson (12-26-93 to 9-18-94)
- Jimmy Colclough (11-11-62 to 12-9-62)
- 4 Stanley Morgan (9-21-86 to 10-12-86)
- Stanley Morgan (9-7-80 to 9-29-80)
- Art Graham (12-11-66 to 9-17-67)

### GAMES PASSING TD

- 14 Babe Parilli (12-3-61 to 9-8-63)
- 12 **Drew Bledsoe (12-5-93 to 10-16-94)**
- 11 **Drew Bledsoe (12-21-96 to 11-16-97)**
- 10 Babe Parilli (12-11-66 to 10-29-67)
- Mike Taliaferro (9-28-69 to 11-30-69)
- Tony Eason (11-24-85 to 10-5-86)

### GAMES NONE INTERCEPTED

- 6 Tony Eason (9-7-86 to 10-26-86)
- 5 **Drew Bledsoe (10-23-95 to 11-19-95)**

### PASSING ATTEMPTS NONE INTERCEPTED

- 179 **Drew Bledsoe (10-23-95 to 11-26-95)**
- 178 Tony Eason (12-22-85 to 10-26-86)
- 141 Tony Eason (12-18-83 to 10-14-84)

### GAMES RECEPTIONS MADE

- 63 Ben Coates (12-27-92 to 12-15-96)
- 42 Jim Colclough (9-9-60 to 9-8-63)
- 28 Stanley Morgan (12-1-85 to 11-29-87)

### RECEPTIONS MADE FOR TDs

- 3 Derrick Ramsey (11-18-84)
- Harold Jackson (9-9-79)

### GAMES INTERCEPTIONS MADE

- 4 Mike Haynes (11-7-76 to 11-28-76)
- 3 **Ty Law (11-26-95 to 12-10-95)**
- Myron Guyton (11-12-96 to 11-26-95)

### FGs MADE

- 25 **Adam Vinatieri (11-24-96 to 11-9-97)**
- 16 **Adam Vinatieri (10-8-00 to 12-4-00)**
- 14 Tony Franklin (10-26-86 to 11-23-86)

### GAMES FG MADE

- 17 Matt Bahr (12-18-94 to 12-16-95)
- 17 Tony Franklin (11-24-85 to 11-23-86)

### PATs MADE

- 117 **Adam Vinatieri (10-27-96 to 10-31-99)**
- 105 Gino Cappelletti (12-8-63 to 12-18-66)
- 79 John Smith (11-18-79 to 10-4-81)

## Team

### MOST VICTORIES

- 8 Nov. 13, 1994 to Sept. 3, 1995
- 7 Oct. 19, 1986 to Nov. 30, 1986
- Nov. 7, 1976 to Sept. 18, 1977
- Sept. 24, 1978 to Nov. 5, 1978

### MOST SHUTOUT VICTORIES

- 2 (vs. Miami), Dec. 12, 1982 and at Seattle Dec. 19, 1982

### MOST VICTORIES AT HOME

- 10 Sept. 19, 1976 to Oct. 30, 1977

### MOST VICTORIES ON ROAD

- 6 Oct. 19, 1986 to Dec. 22, 1986
- Sept. 10, 1978 to Nov. 19, 1978

### MOST LOSSES

- 14 Sept. 23, 1990 to Sept. 1, 1991
- 10 Dec. 22, 1991 to Nov. 8, 1992
- 9 Oct. 25, 1981 to Dec. 20, 1981
- Oct. 8, 1972 to Dec. 3, 1972
- Sept. 27, 1970 to Nov. 22, 1970

### MOST LOSSES AT HOME

- 10 Dec. 3, 1989 to Sept. 22, 1991
- 6 Nov. 3, 1974 to Sept. 28, 1975
- Oct. 15, 1972 to Sept. 23, 1973
- Sept. 27, 1970 to Dec. 13, 1970

### MOST LOSSES ON ROAD

- 8 Sept. 13, 1981 to Dec. 20, 1981
- Dec. 6, 1970 to Dec. 12, 1971
- Oct. 6, 1968 to Oct. 26, 1969

### MOST GAMES SCORING

- 125 Dec. 28, 1975 to Nov. 13, 1983

### MOST QUARTERS PATRIOTS SCORELESS

- 10 Nov. 22, 1992 (vs. NYJ, 2nd half)
- to Dec. 6, 1992 (vs. Indianapolis)

### MOST SHUTOUT QUARTERS ALLOWED

- 8 Dec. 12, 1982 (vs. Miami) to Dec. 19, 1982 (at Seattle)

### MOST QUARTERS NOT ALLOWING A TD

- 10 Dec. 5, 1982 (at Chicago, 2nd half) thru Dec. 19, 1982 (at Seattle)
- (Shutout victories vs. Miami 12-12-82 and at Seattle 12-19-82)

### SERIES GAME PATRIOTS VICTORIES

- 11 Buffalo Bills, Jan. 2, 1983 to Dec. 20, 1987

### SERIES GAME PATRIOTS LOSSES

- 9 New York Jets, Dec. 18, 1966 to Nov. 22, 1970



# PATRIOTS LONGEST PLAYS

## 70+ RUSHING

PLAYER	YARDS	OPP.	DATE
1. Larry Garron	85t	vs. Buf.	10/22/61
2. Carl Garrett	80t	vs. Mia.	11/9/69
3. Robert Weathers	77t	vs. Balt.	9/4/83
Ron Burton	77t	at Den.	10/23/60
5. Sam Cunningham	75t	at Buff.	10/20/74
6. Craig James	73t	vs. St. Louis	12/2/84

## 70+ PUNT RETURNS

PLAYER	YARDS	OPP.	DATE
1. Mike Haynes	89t	vs. Buff.	11/7/76
2. Irving Fryar	85t	at Buff.	9/22/85
3. Stanley Morgan	80t	vs. Balt.	11/18/79
4. Irving Fryar	77t	vs. Indy	11/10/85
5. Roland James	75t	vs. NYJ	11/2/80

## 80+ PASS PLAYS

PLAYER	YARDS	OPP.	DATE
1. T. Eason to C. James	90t	at Chi.	9/15/85
2. J. Plunkett to R. Vataha	88t	at Balt.	12/19/71
3. T. Sherman to J. Whalen	87t	at NYJ	10/27/68
4. D. Bledsoe to T. Glenn	86t	at Pitt.	12/5/98
5. D. Bledsoe to B. Coates	84t	vs. Mia.	11/3/96

## 80+ INTERCEPTION RETURNS

PLAYER	YARDS	OPP.	DATE
1. Jimmy Hitchcock	100t	vs. Mia.	11/23/97
2. Rick Sanford	99t	at Chi.	12/5/82
3. Bob Suci	98t	vs. Hou.	11/1/63
4. Ron Hall	87t	at Den.	9/18/66
5. Raymond Clayborn	85t	at Clev.	10/7/84
6. Fred Marion	83t	at Sea.	11/17/85
7. Chris Singleton	82t	at Indy	11/15/92

## 90+ KICKOFF RETURNS

PLAYER	YARDS	OPP.	DATE
1. Raymond Clayborn	101t	at Balt.	12/18/77
2. Raymond Clayborn	100t	at NYJ	10/2/77
Jon Vaughn	100t	at Cin.	12/20/92
4. Allan Carter	99t	at Balt.	12/21/75
Jon Vaughn	99t	at Pho.	9/29/91
6. Ricky Smith	98t	vs. NYJ	9/19/82
Horace Ivory	98t	at Balt.	10/19/80
8. Kevin Faulk	95	vs. NYJ	11/15/99
Sammy Martin	95t	at Indy	11/27/88
Larry Garron	95t	at Buff.	11/3/62
11. Mack Herron	92t	vs. S.D.	12/2/73
12. Ron Burton	91t	vs. Dallas	11/3/61

## 70+ PUNTS

PLAYER	YARDS	OPP.	DATE
1. Shawn McCarthy	93	at Buff.	11/3/91
2. Luke Prestridge	89	vs. Mia.	10/21/84
3. Bob Scarpito	87	at Den.	9/29/68
4. Luke Prestridge	82	vs. NYJ	10/28/84
5. Rich Camarillo	76	vs. NYJ	9/19/82
6. Rich Camarillo	75	at Chi.	9/15/85
Rich Camarillo	75	at Oak.	11/1/81
8. Jeff Feagles	74	vs. Indy	10/2/88
9. Rich Camarillo	73	vs. Miami	9/13/87

## 50+ Field Goals

PLAYER	YARDS	OPP.	DATE
1. Adam Vinatieri	55	at St.L	12/13/98
Matt Bahr	55	at Mia.	11/12/95
3. Adam Vinatieri	53	vs. K.C.	12/4/00
Jason Staurovsky	53	vs. Sea.	10/7/90
Gino Cappelletti	53	at NYJ	11/28/65
6. Adam Vinatieri	52	at Indy	9/13/98
Adam Vinatieri	52	vs. Buff.	10/12/97
8. Adam Vinatieri	51	vs. Balt.	1/2/00
Charlie Gogolak	51	at Mia.	10/17/71
Gino Cappelletti	51	vs. Den.	11/20/64
11. Adam Vinatieri	50	at Balt.	10/6/96
Teddy Garcia	50	at Minn.	9/11/88
Tony Franklin	50	vs. LA Raid.	11/1/87
Tony Franklin	50	vs. Det.	12/8/85
Tony Franklin	50	at T.B.	10/27/85
John Smith	50	vs. K.C.	10/4/81



# OPPONENTS LONGEST PLAYS

## 70+ RUSHING

PLAYER	YARDS	OPP.	DATE
1. Jack Larschied	87t	at Oak.	10/16/60
2. Thurman Thomas	80t	at Buff.	11/18/90
O.J. Simpson	80t	vs Buff.	9/16/73
4. Tony Dorsett	75t	vs Dal.	9/21/81
5. Wayne Patrick	72	at Buff.	10/11/69

## 60+ PUNT RETURNS

PLAYER	YARDS	OPP.	DATE
1. Andre Hastings	76	at N.O.	10/4/98
Goldie Sellers	76t	at K.C.	11/17/68
Eugene Mingo	76t	vs Den.	9/9/60
4. Mike Nelms	75t	at Wash.	10/25/81
Nesby Glasgow	75t	vs Balt.	11/18/79

## 80+ PASS PLAYS

PLAYER	YARDS	OPP.	DATE
1. George Shaw to Jerry Tarr	97t	vs Den.	9/21/62
2. Len Dawson to Frank Pitts	90t	at K.C.	11/17/68
3. Ken O'Brien to Wesley Walker	88t	at NYJ	11/24/85
4. Steve DeBerg to S. Paige	86t	vs. K.C.	12/2/90
Clyde Grosscup to Don Maynard	86t	NY Titans	10/6/62
6. John Hadl to Lance Alworth	85t	vs S.D.	10/17/65
7. Scott Hunter to Leonard Thompson	82	vs. Det.	10/7/79

## 70+ INTERCEPTION RETURNS

PLAYER	YARDS	OPP.	DATE
1. Bryant Westbrook	101t	at Det.	11/23/00
2. Dick Anderson	94t	vs Mia.	11/24/68
3. Ray Buchanan	90t	vs Indy	12/11/94
4. Al Harris	84	at Phil.	12/19/99
5. Leroy Irvin	80	vs LARams	11/16/80
6. Levi Johnson	76	at Det.	10/10/76
7. Dave Washington	72t	vs Buff.	11/3/74

## 90+ KICKOFF RETURNS

PLAYER	YARDS	OPP.	DATE
1. Charlie Warner	102t	vs Buff.	11/7/65
2. Mercury Morris	96t	at Mia.	12/6/70
3. Mercury Morris	94t	vs Mia.	12/5/71
4. Ode Burrell	93t	at Hou.	11/29/64
Elbert Dubenion	93t	at Buff.	11/3/62
6. Reggie Barrow	92t	at Jack.	12/7/97
7. Joe Washington	90t	vs. Balt.	9/18/78
Wallace Francis	90t	at Buff.	12/9/73
Al Frazier	90t	at Den.	12/3/61

## 70+ PUNTS

PLAYER	YARDS	OPP.	DATE
1. Bob Parsons	81	at Chi.	11/5/82
2. Joe Prokop	76	vs NYJ	11/5/89
3. James Fraser	75	at Den.	11/11/62
4. Reggie Roby	73	vs Mia.	10/5/86
5. Mark Horan	71	vs Den.	10/27/91
6. Lee Johnson	70	at Cin.	9/23/90
Bryan Wagner	70	vs Chi.	10/30/88

## 50+ FIELD GOALS

PLAYER	YDS	OPP	DATE
1. Morten Anderson	54	at Atl.	10/1/95
Norm Johnson	54	at Atl.	11/29/92
Dean Biasucci	54	vs Indy	11/11/90
4. Olindo Mare	53	vs. Miami	10/17/99
Jason Elam	53	at Den.	9/7/98
Pat Leahy	53	vs. NYJ	10/20/85
Uwe von Schamann	53	vs Mia.	10/21/79
8. Pat Leahy	52	vs. NYJ	10/20/85
Raul Allegre	52	vs. Balt.	9/4/83
Raul Allegre	52	at Balt.	10/9/83
Uwe von Schamann	52	vs Mia.	11/13/82
Chris Bahr	52	at Cin.	10/15/78
13. Jason Elam	51	vs. Den.	10/8/95
Steve Christie	51	at Buff.	11/11/95
Tony Franklin	51	vs Mia.	11/6/88
Chris Bahr	51	at Oak.	11/1/81
17. 50 Yards Accomplished Eight Times; Most Recent:			
Olindo Mare	50	at Mia.	12/22/97



# 100-YARD RUSHING GAMES

#	YDS	NO	NAME	DATE	OPPONENTS
1	212	23	Tony Collins	9/18/83	NY Jets
2	208	38	Jim Nance	10/30/66	Oakland
3	199	40	Curtis Martin	9/14/97	NY Jets
4	196	24	Robert Edwards	12/13/98	at St. Louis
5	185	34	Jim Nance	9/24/67	at Buffalo
6	177	25	Don Calhoun	11/28/76	Denver
7	177	22	Don Calhoun	12/5/76	N.O.
8	166	35	Curtis Martin	11/5/96	at NY Jets
9	166	19	Curtis Martin	1/5/97	Pittsburgh*
10	164	24	Jim Nance	12/17/67	at Miami
11	164	17	Curtis Martin	10/13/96	Washington
12	161	32	Tony Collins	11/28/82	Houston
13	148	31	Curtis Martin	12/10/96	NY Jets
14	148	27	Curtis Martin	11/26/96	at Buffalo
15	147	27	Leonard Russell	11/28/93	NY Jets
16	147	23	Tony Collins	10/23/83	at Buffalo
17	146	35	Michael LeBlanc	10/11/87	Buffalo
18	146	17	Jim Nance	12/11/66	at Houston
19	143	17	Don Calhoun	9/10/78	St. Louis
20	142	30	Curtis Martin	11/12/96	at Miami
21	142	25	Craig James	12/22/85	Cincinnati
22	141	35	Curtis Martin	11/24/96	Indy
23	141	25	Sam Cunningham	10/7/76	Buffalo
24	141	25	Sam Cunningham	10/16/77	at S.D.
25	141	24	Don Calhoun	11/14/76	at Baltimore
26	140	13	Larry Garron	10/26/62	Oakland
27	138	30	Craig James	12/16/84	Indy
28	138	26	Leonard Russell	12/26/93	Indy
29	137	21	Tony Collins	9/12/82	at Baltimore
30	134	25	John Stephens	10/23/88	at Buffalo
31	133	23	Jim Nance	11/27/66	at Miami
32	130	17	John Stephens	12/17/88	at Denver
33	129	22	Sam Cunningham	10/27/74	at Minnesota
34	128	21	Mosi Tatupu	12/4/83	N.O.
35	128	16	Horace Ivory	11/5/78	at Buffalo
36	127	36	Curtis Martin	10/23/96	Buffalo
37	127	29	Jim Nance	10/8/67	S.D.
38	127	21	Carl Garrett	11/28/71	at Buffalo
39	127	16	Ron Burton	10/23/60	at Denver
40	127	14	Andy Johnson	12/12/76	at Tampa
41	126	27	Terry Allen	12/26/99	Buffalo
42	126	24	Jim Nance	9/18/66	at Denver
43	126	23	John Stephens	11/19/89	Buffalo
44	125	24	Jim Nance	11/16/69	at Cincinnati
45	125	11	Sam Cunningham	10/20/74	at Buffalo
46	124	35	John Stephens	10/30/88	Chicago
47	124	27	John Stephens	12/3/89	Indy
48	124	18	Andy Johnson	10/19/75	Baltimore
49	123	30	Scott Lockwood	12/27/92	Miami
50	121	31	John Stephens	12/4/88	Seattle
51	121	25	Curtis Martin	9/7/97	at Indy
52	121	12	J.D. Garrett	10/4/64	at Denver
53	120	20	Craig James	11/4/84	at Denver
54	120	20	Curtis Martin	12/16/96	at Pittsburgh
55	119	23	Craig James	11/3/85	Miami
56	119	13	Mack Herron	10/12/75	at Cincinnati
57	118	22	Sam Cunningham	10/24/76	at Buffalo
58	118	17	Ron Burton	9/16/62	Houston
59	116	28	Leonard Russell	10/10/93	at Phoenix
60	116	12	Horace Ivory	11/18/79	Baltimore

#	YDS	NO	NAME	DATE	OPPONENTS
61	116	10	Larry Garron	10/22/61	Buffalo
62	115	26	Craig James	12/8/85	Detroit
63	113	21	Sam Cunningham	11/17/74	NY Jets
64	113	20	Jim Nance	10/15/67	Miami
65	113	16	Don Calhoun	12/21/80	at N.O.
66	113	15	Horace Ivory	10/22/78	Miami
67	112	31	Curtis Martin	12/3/96	N.O.
68	112	26	Leonard Russell	12/15/91	at N.Y. Jets
69	112	19	Craig James	11/22/84	at Dallas
70	111	19	Jim Nance	12/8/68	at Miami
71	111	15	Carl Garrett	10/10/71	NY Jets
72	110	20	Jon Vaughn	11/22/92	NY Jets
73	109	27	Andy Johnson	9/18/78	Baltimore
74	109	24	Jim Nance	12/4/66	Buffalo
75	109	22	Don Calhoun	11/21/76	at NY Jets
76	109	18	Jim Nance	11/26/67	at Houston
77	109	17	Jim Nance	11/9/69	Miami
78	108	26	Jim Nance	11/5/67	Houston
79	108	25	Jim Nance	10/23/66	S.D.
80	108	23	Josh Ashton	10/1/72	Washington
81	108	14	Craig James	11/24/85	at NY Jets
82	107	22	Jim Nance	11/20/66	at K.C.
83	107	20	Tony Collins	9/16/84	Seattle
84	107	17	Larry Garron	12/8/63	at Houston
85	106	27	Leonard Russell	11/3/91	at Buffalo
86	106	21	Sam Cunningham	9/19/76	Miami
87	106	19	Don Calhoun	11/23/80	Baltimore
88	106	17	Terry Allen	10/24/99	Denver
89	105	23	Sam Cunningham	9/18/77	K.C.
90	105	22	Craig James	1/12/86	at Miami*
91	105	11	Dick Christy	11/11/60	NY Titans
92	104	25	John Stephens	11/6/88	Miami
93	104	23	Robert Edwards	10/19/98	NY Jets
94	104	23	Craig James	1/5/86	at LA Raid.*
95	104	22	Robert Edwards	10/11/98	K.C.
96	104	22	Jim Nance	11/13/66	Houston
97	104	21	Curtis Martin	11/2/97	at Minnesota
98	103	32	Tony Collins	12/19/82	at Seattle
99	103	24	Curtis Martin	12/23/96	at Indy
100	103	22	Tony Collins	10/25/81	at Washington
101	103	21	Andy Johnson	10/26/75	S.F.
102	103	15	Don Calhoun	12/7/75	NY Jets
103	103	7	Steve Grogan	10/18/76	NY Jets
104	102	19	Curtis Martin	9/3/95	Cleveland
105	101	31	Sam Cunningham	10/9/77	Seattle
106	101	24	Robert Edwards	12/20/98	San Fran.
107	101	21	Sam Cunningham	10/3/76	Oakland
108	100	22	Mark van Eeghen	12/19/82	at Seattle
109	100	21	Tony Collins	11/6/83	Buffalo
110	100	19	Sam Cunningham	11/23/75	at Buffalo
111	100	17	Vagas Ferguson	11/23/80	Baltimore
112	100	6	Robert Weathers	9/4/83	Baltimore

\* = playoff

Accomplished 112 Times: 17 Nance; 15 Martin, C.; 11 Cunningham; 9 James; 8 Calhoun, Collins; 7 Stephens; 5 Russell; 4 Edwards, Johnson; 3 Garron, Ivory; 2 Allen, Burton, C. Garrett; 1 Ashton, Christy, Ferguson, J.D. Garrett, Grogan, Herron, LeBlanc, Lockwood, Tatupu, van Eeghen, Vaughn, R. Weathers.



# 100-YARD RECEIVING GAMES

#	YDS	REC	NAME	DATE	OPPONENTS	#	YDS	REC	NAME	DATE	OPPONENTS
1	214	13	Terry Glenn	10/3/99	at Cleveland	68	124	5	Dick Christy	11/4/60	Oakland
2	193	9	Terry Glenn	12/6/98	at Pittsburgh	69	124	4	Ron Sellers	11/2/69	Houston
3	182	5	Stanley Morgan	11/8/81	Miami	70	123	9	Ben Coates	10/9/94	LA Raid.
4	170	5	Stanley Morgan	11/26/78	at Indy	71	123	7	Jim Colcough	10/16/61	Denver
5	167	8	Art Graham	11/6/64	Houston	72	123	5	Jim Colcough	11/11/62	at Denver
6	165	8	Irving Fryar	10/4/92	at NY Jets	73	123	5	Joe Johnson	11/25/60	Houston
7	163	7	Terry Glenn	10/27/97	Green Bay	74	122	8	Stanley Morgan	11/4/84	at Denver
8	162	7	Stanley Morgan	10/12/86	NY Jets	75	122	7	Terry Glenn	9/19/99	Indy
9	161	9	Vincent Brisby	10/1/95	at Atlanta	76	122	5	Stanley Morgan	11/28/82	Houston
10	161	9	Irving Fryar	10/20/91	Minnesota	77	122	4	Jim Whalen	12/17/67	at Miami
11	161	8	Ben Coates	9/4/94	at Miami	78	122	3	Irving Fryar	10/30/88	Chicago
12	161	7	Stanley Morgan	9/21/86	Seattle	79	121	8	Darryl Stingley	10/30/77	NY Jets
13	158	5	Stanley Morgan	11/4/79	at Buffalo	80	121	8	Stanley Morgan	12/14/86	S.F.
14	158	3	Ron Sellers	12/14/69	at Houston	81	121	4	Stanley Morgan	12/22/85	Cincinnati
15	156	6	Art Graham	10/5/63	at NY Jets	82	121	4	Tony Romeo	9/21/62	Denver
16	151	5	Stanley Morgan	10/28/79	at Baltimore	83	121	3	Harold Jackson	9/9/79	NY Jets
17	150	7	Michael Timpson	12/22/92	at Cincinnati	84	120	7	Stanley Morgan	11/10/85	Indy
18	149	10	Tony Romeo	11/17/63	K.C.	85	120	4	Larry Garron*	12/28/63	at Buffalo
19	149	6	Randy Vataha	12/7/75	NY Jets	86	119	12	Troy Brown	12/04/00	K.C.
20	148	9	Terry Glenn	12/12/99	at Indy	87	119	12	Ben Coates	11/27/94	at Indy
21	148	8	Cedric Jones	9/10/89	at NY Jets	88	119	8	Greg McMurtry	12/8/91	Indy
22	148	8	Stanley Morgan	12/22/86	at Miami	89	118	7	Stanley Morgan	11/16/86	at LA Rams
23	147	7	Gino Cappelletti	10/31/64	at NY Jets	90	118	6	Vincent Brisby	11/12/95	at Miami
24	147	5	Harold Jackson	12/16/79	Minnesota	91	118	5	Harold Jackson	10/29/78	N.Y. Jets
25	146	6	Stanley Morgan	11/1/87	LA Raid.	92	118	4	Stanley Morgan	10/4/81	K.C.
26	146	5	Gino Cappelletti	12/18/65	Houston	93	118	3	Gino Cappelletti	11/13/66	Houston
27	143	8	Irving Fryar	11/17/91	NY Jets	94	117	6	Eric Sievers	12/10/89	at Miami
28	142	4	Stanley Morgan	11/30/80	at S.F.	95	117	6	Vincent Brisby	10/2/94	Green Bay
29	142	4	Jim Colcough	10/6/62	NY Titans	96	116	9	Art Graham	9/9/67	at San Diego
30	141	7	Stanley Morgan	1/2/83	Buffalo	97	116	7	Stanley Morgan	9/7/86	Indy
31	141	3	Stanley Morgan	11/22/81	at Buffalo	98	116	4	Shawn Jefferson	10/25/98	at Miami
32	140	6	Stanley Morgan	10/6/85	at Cleveland	99	116	4	Darryl Stingley	10/23/77	Baltimore
33	140	4	Aaron Marsh	9/22/68	NY Jets	100	115	6	Vincent Brisby	12/24/94	at Chicago
34	139	7	Don Hasselbeck	10/11/81	at NY Jets	101	115	4	Irving Fryar	11/4/90	at Phil.
35	139	6	Russ Francis	9/26/76	at Pittsburgh	102	114	4	Jim Colcough	11/7/65	Buffalo
36	137	9	Jim Colcough	11/17/63	K.C.	103	114	3	Stanley Morgan	10/21/84	Miami
37	136	9	Stanley Morgan	10/9/83	at Indy	104	113	10	Michael Timpson	11/13/94	Minnesota
38	135	5	Ben Coates	11/3/96	Miami	105	113	7	Terry Glenn	9/12/99	at NY Jets
39	134	11	Art Graham	11/20/66	at K.C.	106	113	6	Larry Garron	12/11/66	at Houston
40	134	6	Irving Fryar	11/24/91	Buffalo	107	113	3	Shawn Jefferson	10/31/99	at Arizona
41	134	6	Jim Colcough	12/20/64	Buffalo	108	113	2	Jim Whalen	10/27/68	at NY Jets
42	134	6	Jim Whalen	10/15/67	Miami	109	112	10	Terry Glenn	11/3/96	at Miami
43	132	6	Irving Fryar	10/13/85	Buffalo	110	112	8	Will Moore	9/10/95	Miami
44	131	6	Shawn Jefferson	11/23/98	Miami	111	112	5	Don Hasselbeck	10/25/81	at Washington
45	131	6	Gino Cappelletti	10/13/61	Houston	112	112	3	Jim Colcough	12/17/67	at Miami
46	130	10	Hart Lee Dykes	12/17/89	at Pittsburgh	113	111	8	Gino Cappelletti	12/18/66	at NY Jets
47	130	7	Stanley Morgan	12/5/82	at Chicago	114	111	6	Don Hasselbeck	9/6/81	Baltimore
48	129	11	Terry Glenn	11/19/00	Cincinnati	115	110	8	Troy Brown	11/19/00	Cincinnati
49	129	7	Randy Vataha	12/5/71	Miami	116	110	6	Irving Fryar	9/21/86	Seattle
50	129	6	Stanley Morgan	12/9/79	at NY Jets	117	110	6	Jim Colcough	10/18/63	Denver
51	127	6	Harold Jackson	10/19/80	at Baltimore	118	109	10	Ben Coates	11/1/98	at Indy
52	127	6	Cedric Jones	11/5/89	NY Jets	119	109	6	Tony Collins	10/27/85	Buffalo
53	127	4	Stanley Morgan	12/26/82	at Pittsburgh	120	109	4	Gino Cappelletti*	12/28/63	at Buffalo
54	127	3	Jim Colcough	11/30/62	NY Titans	121	109	4	Tony Simmons	11/1/98	at Indy
55	126	5	Harold Jackson	9/27/81	at Pittsburgh	122	109	3	Jim Whalen	10/25/65	at Oakland
56	126	5	Russ Francis	9/24/78	at Oakland	123	108	8	Ben Coates	9/18/94	at Cincinnati
57	126	3	Irving Fryar	10/12/86	NY Jets	124	108	8	Hart Lee Dykes	12/24/89	LA Rams
58	125	10	Michael Timpson	9/18/94	at Cincinnati	125	108	6	Ben Coates	10/31/93	at Indy
59	125	7	Russ Francis	11/23/75	at Buffalo	126	108	6	Billy Lott	10/22/61	Buffalo
60	125	6	Stanley Morgan	10/5/86	Miami	127	108	5	Troy Brown	10/01/00	at Denver
61	125	5	Troy Brown	10/19/97	at NY Jets	128	108	5	Reggie Rucker	11/18/73	Green Bay
62	125	3	Stanley Morgan	9/18/78	Baltimore	129	108	5	Ron Sellers	10/4/70	Baltimore
63	124	9	Ben Coates	9/11/94	Buffalo	130	108	4	Shawn Jefferson	11/2/97	at Minnesota
64	124	8	Terry Glenn	12/21/96	at NY Giants	131	108	2	Stanley Morgan	9/21/80	at Seattle
65	124	7	Harold Jackson	9/3/78	Washington	132	108	2	Stephen Starring	9/25/83	at Pittsburgh
66	124	6	Troy Brown	9/21/97	Chicago	133	107	7	Randy Vataha	10/24/71	at Dallas
67	124	5	Stanley Morgan	11/29/79	at Miami	134	107	7	Tony Simmons	10/10/99	at K.C.



# 100-YARD RECEIVING GAMES (CONT.)

#	YDS	REC	NAME	DATE	OPPONENTS	#	YDS	REC	NAME	DATE	OPPONENTS
135	107	6	Irving Fryar	11/1/87	LA Raid.	163	102	3	Stanley Morgan	10/14/84	Cincinnati
136	107	5	Stanley Morgan	12/7/86	Cincinnati	164	102	3	Stanley Morgan	9/7/80	Cleveland
137	106	9	Ben Coates	9/3/95	Cleveland	165	102	3	Stanley Morgan	9/9/79	NY Jets
138	106	4	Harold Jackson	10/1/78	San Diego	166	101	8	Russ Francis*	12/31/78	Houston
139	106	2	Larry Garron	10/23/66	San Diego	167	101	6	Vincent Brisby	11/26/95	at Buffalo
140	105	5	Harold Jackson	11/29/79	at Miami	168	101	6	Gino Cappelletti	10/9/64	San Diego
141	105	5	Hart Lee Dykes	11/12/89	N.O.	169	101	6	Irving Fryar	9/20/92	Seattle
142	105	5	Troy Brown	12/19/99	at Phil.	170	101	5	Stanley Morgan	12/9/84	at Phil.
143	105	4	Terry Glenn	10/4/98	at N.O.	171	101	5	Michael Timpson	9/11/94	Buffalo
144	105	3	Stephen Starring	9/2/84	at Buffalo	172	101	5	Ron Sellers	11/23/69	Buffalo
145	104	9	Shawn Jefferson*	1/3/98	at Pittsburgh	173	100	11	Tony Collins	11/29/87	Phil.
146	104	8	Terry Glenn	11/29/98	Buffalo	174	100	6	Bob Adams	12/9/73	at Buffalo
147	104	8	Stanley Morgan	9/11/86	at NY Jets	175	100	4	Randy Vataha	12/19/71	at Baltimore
148	104	8	Derrick Ramsey	11/18/84	Indy	176	100	3	Stanley Morgan	1/4/87	at Denver*
149	104	3	Art Graham	11/29/64	at Houston	177	100	3	Don Calhoun	12/14/75	Buffalo
150	104	3	Stanley Morgan	10/8/78	Phil.	* =playoff					
151	103	7	Gino Cappelletti	11/3/62	at Buffalo	Accomplished 177 times: 39 times Stanley Morgan; 12 Irving Fryar, Terry Glenn; 9 Ben Coates, Jim Colclough; 8 Gino Cappelletti, Harold Jackson; 7 Troy Brown, 6 Ron Sellers; 5 Vincent Brisby, Art Graham, Shawn Jefferson; 4 Hart Lee Dykes, Russ Francis, Michael Timpson, Jim Whalen, Randy Vataha; 3 Don Hasselbeck, Stephen Starring; 2 Tony Collins, Cedric Jones, Larry Garron, Tony Romero, Reggie Rucker, Tony Simmons, Darryl Stingley; 1 Bob Adams, Don Calhoun, Dick Christy, Larry Garron, Andy Johnson, Joe Johnson, Billy Lott, Aaron Marsh, Greg McMurtry, Will Moore, Derrick Ramsey, Eric Sievers.					
152	103	7	Reggie Rucker	10/8/72	at Buffalo						
153	103	6	Andy Johnson	12/21/75	at Baltimore						
154	103	5	Hart Lee Dykes	10/7/90	Seattle						
155	102	8	Troy Brown	12/24/00	Miami						
156	102	7	Stanley Morgan	10/25/87	at Indy						
157	102	5	Irving Fryar	10/22/89	at S.F.						
158	102	5	Ron Sellers	10/25/70	at Baltimore						
159	102	5	Stanley Morgan	9/7/86	Indy						
160	102	5	Stephen Starring	9/7/86	Indy						
161	102	4	Terry Glenn	9/20/98	Tennessee						
162	102	3	Ron Sellers	12/7/69	at San Diego						

# 300-YARD PASSING GAMES

#	YDS.	NAME	DATE	OPPONENTS	ATT	COMP	TDS	INTS	QB RATING
1	426	Drew Bledsoe	11/13/94	Minnesota	70	45	3	0	95.3
2	423	Drew Bledsoe	11/23/98	Miami	54	28	2	2	74.8
3	421	Drew Bledsoe	9/4/94	at Miami	51	32	4	2	98.6
4	419	Drew Bledsoe	11/3/96	Miami	41	30	3	2	109.7
5	414	Tony Eason	9/21/86	Seattle	45	26	3	0	110.8
6	402	Tom Ramsey	11/29/87	Philadelphia	53	34	3	2	90.3
7	401	Steve Grogan	10/12/86	NY Jets	42	23	3	0	111.3
8	400	Babe Parilli	10/16/64	Oakland	47	25	4	4	74.8
9	393	Drew Bledsoe	10/3/99	at Cleveland	43	29	1	0	104.1
10	380	Drew Bledsoe	9/11/94	Buffalo	42	26	3	2	95.3
11	379	Babe Parilli	12/17/66	at NY Jets	38	21	3	2	94.1
12	379	Drew Bledsoe	12/12/99	at Indianapolis	44	31	1	1	94.8
13	375	Tony Eason	11/16/86	at LA Rams	52	36	2	2	86.6
14	374	Steve Grogan	11/10/80	at Houston	39	25	3	2	99.7
15	373	Drew Bledsoe	10/27/96	Buffalo	45	32	1	0	103.3
16	372	Hugh Millen	11/17/91	NY Jets	43	30	1	1	94.3
17	365	Drew Bledsoe	9/18/94	at Cincinnati	50	30	1	2	72.5
18	365	Steve Grogan	11/23/75	at Buffalo	46	25	2	3	67.8
19	355	Steve Grogan	11/8/81	Miami	40	23	1	4	53.6
20	354	Babe Parilli	11/17/63	Kansas City	45	25	1	1	79.3
21	350	Steve Grogan	11/29/79	at Miami	39	21	3	2	88.6
22	350	Steve Grogan	11/4/79	at Buffalo	35	19	3	1	105.7
23	348	Jim Plunkett	11/18/73	Green Bay	32	18	2	1	102.1
24	341	Tony Eason	9/17/89	Miami	49	25	1	1	71.9
25	340	Drew Bledsoe	8/31/97	San Diego	39	26	4	0	128.2
26	340	Drew Bledsoe	9/12/99	at NY Jets	30	21	1	1	104.9
27	336	Drew Bledsoe	12/16/96	at Pittsburgh	60	39	3	1	89.3
28	334	Drew Bledsoe	10/2/94	Green Bay	53	29	2	1	78.7
29	334	Drew Bledsoe	10/10/99	at Kansas City	45	23	2	2	71.9
30	333	Babe Parilli	11/29/64	at Houston	36	20	3	1	103.1
31	331	Babe Parilli	10/18/63	Denver	31	21	2	0	124.5
32	331	Drew Bledsoe	12/19/99	at Philadelphia	49	23	0	4	35.3
33	330	Hugh Millen	12/8/91	Indianapolis	40	21	2	2	76.0
34	330	Steve Grogan	10/11/81	at NY Jets	30	19	1	2	84.0



## 300-YARD PASSING GAMES (CONT.)

#	YDS.	NAME	DATE	OPPONENTS	ATT	COMP	TDS	INTS	QB RATING
35	329	Drew Bledsoe	1/2/94	Miami	43	27	4	1	107.6
36	327	Drew Bledsoe	12/6/98	at Pittsburgh	34	21	1	3	66.7
37	326	Hugh Miller	10/20/91	Minnesota	32	22	1	1	99.2
38	325	Matt Cavanaugh	9/27/81	at Pittsburgh	42	22	1	1	76.0
39	321	Drew Bledsoe	10/9/94	L.A. Raiders	55	23	2	3	50.6
40	317	Drew Bledsoe	10/4/98	at New Orleans	35	21	1	3	63.6
41	317	Steve Grogan	10/28/79	at Baltimore	36	15	2	1	80.4
42	315	Steve Grogan	9/9/79	NY Jets	18	13	5	0	227.8
43	313	Drew Bledsoe	11/2/97	at Minnesota	42	27	2	1	92.7
44	313	Steve Grogan	12/24/89	LA Rams	46	25	1	2	64.9
45	313	Tony Eason	11/4/84	at Denver	38	21	1	1	80.3
46	313	Tony Eason	10/21/84	Miami	29	19	3	0	136.1
47	312	Drew Bledsoe	12/24/00	Miami	34	18	2	2	79.5
48	310	Drew Bledsoe	10/6/96	at Baltimore	39	25	4	0	122.8
49	306	Drew Bledsoe	11/1/98	at Indianapolis	35	22	2	1	98.0
50	306	Steve Grogan	10/25/81	at Washington	30	17	0	2	64.0
51	304	Tom Yewcic	10/5/63	at NY Jets	38	18	3	4	57.3
52	304	Tony Eason	10/6/85	at Cleveland	28	20	1	1	103.9
53	302	Drew Bledsoe	9/3/96	Cleveland	47	30	0	0	82.0
54	301	Drew Bledsoe	9/21/97	Chicago	37	24	2	1	96.8
55	301	Drew Bledsoe	12/21/97	at NY Giants	47	31	2	2	80.2

Accomplished 55 times: 26 Bledsoe; 11 Grogan; 6 Eason; 5 Parilli; 3 Miller; 1 Cavanaugh, Plunkett, Ramsey, Yewcic.

## MULTIPLE SACK PERFORMANCES

SACKS	PLAYER	POS	DATE	OPPONENT	SACKS	PLAYER	POS	DATE	OPPONENT
4.0	Mike Hawkins	LB	09/09/79	N.Y. Jets	3.0	John Lee	LB	11/29/81	St. Louis
4.0	Tony McGee	DE	11/16/78	at Baltimore	3.0	Richard Bishop	NT	11/02/80	N.Y. Jets
4.0	Julius Adams	DE	12/04/77	at Atlanta	3.0	Ray Hamilton	DE	10/13/80	Miami
3.5	Chris Slade	LB	11/20/94	San Diego	3.0	Ray Hamilton	DE	11/28/76	Denver
3.5	Andre Tippett	LB	10/26/86	at Buffalo	3.0	Tony McGee	DE	11/28/76	Denver
3.0	Henry Thomas	DT	12/13/98	at St. Louis	3.0	Pete Barnes	LB	11/14/76	at Baltimore
3.0	Chad Eaton	DT	12/6/98	at Pittsburgh	3.0	Connell Smith	DE	10/06/74	Baltimore
3.0	Chris Slade	LB	9/14/97	N.Y. Jets	3.0	Ed Philpott	LB	09/29/68	Denver
3.0	Chris Slade	LB	09/12/93	Detroit	3.0	Houston Antwine	DT	09/08/68	at Buffalo
3.0	Andre Tippett	LB	11/22/87	Indy	3.0	Jim Lee Hunt	DT	12/04/66	Buffalo
3.0	Andre Tippett	LB	11/15/87	Dallas	3.0	Jack Rudolph	LB	09/16/60	at N.Y. Jets
3.0	Andre Tippett	LB	10/18/87	at Houston	2.5	Chris Slade	LB	10/02/94	Green Bay
3.0	Don Blackmon	LB	09/07/86	Indy	2.5	Andre Tippett	LB	09/08/91	Cleveland
3.0*	Garin Veris	DE	12/28/85	at N.Y. Jets	2.5	Garin Veris	DE	11/02/86	Atlanta
3.0	Julius Adams	DE	11/24/85	at N.Y. Jets	2.5	Andre Tippett	LB	09/02/84	at Buffalo
3.0	Andre Tippett	LB	11/10/85	Indy	2.5	Tony McGee	DE	12/14/80	Buffalo
3.0	Andre Tippett	LB	10/20/85	N.Y. Jets	2.5	Tony McGee	DE	11/04/79	at Buffalo
3.0	Don Blackmon	LB	09/08/85	Green Bay	2.5	Larry Eisenhower	DE	11/13/66	Houston
3.0	Andre Tippett	LB	09/08/85	Green Bay	2.5	Jim Lee Hunt	DT	09/18/66	at Denver
3.0	Toby Williams	DE	11/18/84	at Indy	2.5	Larry Eisenhower	DE	12/18/65	Houston

\*=playoff

## OPPONENT 100-YARD RUSHING GAMES

#	Yds	Att.	Player	Date	Opponent	#	Yds	Att.	Player	Date	Opponent
1	250	29	OJ Simpson	9/16/73	Buffalo	13	162	19	Tony Dorsett	9/21/81	Dallas
2	219	22	OJ Simpson	12/9/73	at Buffalo	14	159	23	Sammie Smith	9/9/90	Miami
3	210	26	Greg Bell	12/24/89	LA Rams	15	157	33	Ruben Mayes	11/30/86	at NO
4	197	15	Mercury Morris	9/30/73	at Miami	16	155	27	Roland Hooks	11/6/77	Buffalo
5	190	31	Harold Green	12/20/92	at Cincinnati	17	154	32	Terrell Davis	11/17/96	Denver
6	185	21	OJ Simpson	12/14/75	Buffalo	18	153	33	Joe Cribbs	12/13/81	Buffalo
7	174	36	Chris Warren	9/19/93	Seattle	19	152	20	John Riggins	12/7/75	NY Jets
8	173	28	Herschel Walker	11/15/87	Dallas	20	151	26	Greg Pruitt	9/26/77	at Cleveland
9	171	32	Terrell Davis	10/6/97	at Denver	21	150	18	Emerson Boozer	10/15/72	NY Jets
10	168	32	John Riggins	10/15/72	NY Jets	22	149	31	Curtis Martin	11/15/99	NY Jets
11	165	22	Thurman Thomas	11/18/90	at Buffalo	23	149	39	Ernest Byner	12/15/90	Wash
12	163	18	James Brooks	12/7/86	Cincinnati	24	148	32	Barry Sanders	9/12/93	Detroit



# OPPONENT 100-YARD RUSHING GAMES (CONT.)

#	Yds	Att.	Player	Date	Opponent	#	Yds	Att.	Player	Date	Opponent
25	147	30	Floyd Little	11/3/68	Denver	82	115	20	Kevin Mack	10/6/85	at Cleveland
26	146	16	Randy McMillan	9/6/81	Baltimore	83	115	21	Larry Czonka	12/6/70	at Miami
27	143	40	Johnny Hector	10/12/86	NY Jets	84	115	26	Karim Abdul-Jabbar	9/1/96	at Miami
28	143	34	Curtis Martin	10/15/00	NY Jets	85	114	24	Thurman Thomas	9/5/93	at Buffalo
29	142	34	Lydell Mitchell	12/16/73	at Baltimore	86	113	24	Heath Sherman	11/4/90	at Philly
30	142	32	Cookie Gilchrist	9/21/65	Denver	87	113	15	Mercury Morris	12/3/72	Miami
31	140	33	John Riggins	9/23/84	Wash	88	113	20	Larry Brown	10/1/72	Wash
32	139	25	Hoyle Granger	12/14/69	at Houston	89	113	23	Leroy Kelly	11/21/71	at Cleveland
33	137	18	Wilbert Montgomery	9/13/81	at Philly	90	112	19	Barry Word	12/2/90	KC
34	137	8	Paul Lowe	10/28/60	San Diego	91	111	30	Thurman Thomas	11/7/93	Buffalo
35	136	28	Anthony Thompson	11/25/90	at Phoenix	92	111	17	John Fuqua	10/22/72	at Pittsburgh
36	136	22	Thurman Thomas	10/28/90	Buffalo	93	110	18	Adrian Murrell	9/14/97	N.Y. Jets
37	136	30	Ottis Anderson	12/2/84	St. Louis	94	110	17	Freeman McNeil	10/28/84	NY Jets
38	136	24	Mike Pruitt	10/20/83	Cleveland	95	110	25	OJ Simpson	10/24/76	at Buffalo
39	136	29	Franco Harris	12/8/74	Pittsburgh	96	109	13	Lorenzo Hampton	12/22/86	at Miami
40	133	32	Larry Mason	10/4/87	Cleveland	97	109	23	Matt Snell	10/26/69	at NY Jets
41	132	28	John Riggins	10/14/73	NY Jets	98	109	19	Bill Mathis	10/1/61	at NY Jets
42	131	18	Barry Sanders	9/25/94	at Detroit	99	108	19	Mark Higgs	11/21/93	at Miami
43	131	17	Wayne Patrick	10/11/69	at Buffalo	100	107	27	Garrison Hearst	12/20/98	SF
44	130	30	Earl Campbell	11/10/80	at Houston	101	107	28	Curtis Martin	10/19/98	NY Jets
45	128	31	Adrian Murrell	11/10/96	at NY Jets	102	107	23	Joe Cribbs	12/14/86	SF
46	127	29	Marshall Faulk	9/13/98	Indy	103	107	23	Andre Franklin	12/12/82	Miami
47	126	32	Thurman Thomas	11/3/91	at Buffalo	104	107	23	Cookie Gilchrist	11/3/62	at Buffalo
48	125	25	William Andrews	10/30/83	at Atlanta	105	106	31	J.J. Johnson	11/21/99	at Miami
49	124	20	Edgerrin James	10/22/00	at Indy	106	106	26	Thurman Thomas	9/11/94	Buffalo
50	124	8	Randal Cunningham	11/4/90	at Philly	107	106	28	Dalton Hilliard	11/12/89	NO
51	124	19	William Andrews	9/14/80	Atlanta	108	106	25	Franco Harris	9/25/83	at Pittsburgh
52	124	22	Matt Snell	12/18/67	at NY Jets	109	106	19	Freeman McNeil	9/19/82	NY Jets
53	124	22	Hoyle Granger	11/26/67	at Houston	110	105	21	Thurman Thomas	10/1/89	at Buffalo
54	123	15	Mario Bates	12/3/96	NO	111	105	24	Curt Warner	11/17/85	at Seattle
55	123	21	Leroy Hoard	11/6/94	at Cleveland	112	105	18	Larry Watkins	9/16/73	Buffalo
56	123	25	Bernie Parmalee	10/30/94	Miami	113	105	21	Floyd Little	9/14/69	at Denver
57	123	24	Anthony Toney	11/29/87	Philly	114	104	32	Jamal Anderson	11/8/98	Atlanta
58	123	17	OJ Simpson	11/1/70	Buffalo	115	104	19	Ricky Waters	10/11/92	SF
59	122	21	Johnny Johnson	10/16/94	at NY Jets	116	104	19	Tim Worley	12/17/89	at Pittsburgh
60	122	24	Chris Warren	9/20/92	Seattle	117	104	22	Johnny Hector	12/13/87	NY Jets
61	122	32	OJ Simpson	10/20/74	at Buffalo	118	104	17	Joe Cribbs	1/2/83	Buffalo
62	122	19	Abner Haynes	9/8/62	at Dallas	119	104	18	Woody Campbell	12/15/68	at Houston
63	121	16	Larry Czonka	11/9/69	Miami	120	103	22	OJ Simpson	11/19/72	Buffalo
64	120	18	Thurman Thomas	9/27/92	Buffalo	121	102	29	Curtis Martin	12/27/98	at NY Jets
65	120	16	Stanley Wilson	12/7/86	Cincinnati	122	102	24	Eric Dickerson	11/16/86	at LA Rams
66	120	16	Don Nottingham	9/28/75	Miami	123	102	17	Kenny King	11/1/81	at Oakland
67	119	28	Derrick Moore	10/29/95	Carolina	124	102	16	Curtis Dickey	11/23/80	Baltimore
68	119	17	Tony Nathan	12/6/81	Miami	125	101	20	Edgerrin James	12/12/99	at Indy
69	119	21	Benny Malone	10/31/76	at Miami	126	101	23	William Howard	12/11/88	TB
70	119	20	Clemon Daniels	10/8/65	Oakland	127	101	23	Franco Harris	12/26/82	at Pittsburgh
71	119	26	Thurman Thomas	10/27/96	Buffalo	128	101	18	Joe Delaney	10/4/81	KC
72	118	32	Edgerrin James	9/19/99	Indy	129	101	23	Jim Braxton	12/14/75	Buffalo
73	118	14	Brent Fullwood	10/9/88	at GB	130	100	23	Eddie George	9/20/98	Tennessee
74	118	29	Eric Dickerson	10/2/88	Indy	131	100	26	Dorsey Levens	10/27/97	GB
75	118	30	Joe Cribbs	10/30/80	at Buffalo	132	100	20	Blair Thomas	9/30/90	NY Jets
76	118	27	Earl Campbell	12/13/78	Houston	133	100	19	Wilbert Montgomery	12/9/84	at Philly
77	117	19	Merril Hoge	12/9/90	at Pittsburgh	134	100	32	Horace King	10/10/76	at Detroit
78	117	27	Eric Dickerson	11/22/87	Indy	135	100	16	John Riggins	10/13/74	at NY Jets
79	117	23	Emerson Boozer	12/18/67	at NY Jets	136	100	14	Mercury Morris	10/28/73	Miami
80	116	26	Curt Warner	12/18/83	at Seattle	137	100	8	Mark Smolinski	9/8/63	NY Jets
81	116	19	Delvin Williams	10/22/78	Miami						

# OPPONENT 100-YARD RECEIVING GAMES

#	YDS	REC.	PLAYER	DATE	OPPONENT	#	YDS	REC.	PLAYER	DATE	OPPONENT
1	232	13	Charles Hennigan	10/13/61	Houston	78	127	7	Ed Rutkowski	11/15/64	at Buffalo
2	211	5	Irving Fryar	9/4/94	at Miami	79	127	6	Steve Largent	9/21/80	at Seattle
3	210	13	Lance Alworth	11/10/63	San Diego	80	126	5	Frank Pitts	11/17/68	at KC
4	206	11	Art Powell	10/8/65	Oakland	81	125	8	Tony Hill	11/22/84	at Dallas
5	202	8	Charles Hennigan	9/16/62	Houston	82	124	9	Oliver Williams	10/18/87	at Houston
6	194	8	Keyshawn Johnson	9/12/99	at NY Jets	83	124	8	Lance Alworth	10/9/64	San Diego
7	187	6	Roger Carr	9/18/78	Baltimore	84	124	6	Anderson	10/28/60	San Diego
8	182	6	Charles Frazier	9/19/65	at Houston	85	123	9	Mark Duper	9/13/87	Miami
9	181	12	Charles Hennigan	11/29/64	at Houston	86	122	9	Charles Hennigan	12/8/63	at Houston
10	177	8	Eric Moulds	11/29/98	Buffalo	87	122	7	Mark Clayton	11/3/85	Miami
11	177	6	Lance Alworth	10/23/66	San Diego	88	122	6	Don Maynard	11/14/65	NY Jets
12	175	9	Rob Moore	9/30/90	NY Jets	89	122	6	George Farmer	10/11/83	at L.A. Rams
13	171	9	Bill Groman	11/25/60	Houston	90	122	4	Raymond Chester	12/18/77	Baltimore
14	169	7	Lionell Taylor	9/29/63	at Denver	91	121	7	Art Powell	10/16/64	Oakland
15	168	9	Andre Reed	9/27/92	Buffalo	92	121	5	Andre Reed	11/3/91	at Buffalo
16	168	6	Wesley Walker	11/24/85	at NY Jets	93	121	5	Don Maynard	11/28/65	at NY Jets
17	164	5	Don Maynard	11/19/67	NY Jets	94	121	5	Mike Quick	11/29/87	Philly
18	163	7	Anthony Johnson	11/15/92	at Indy	95	121	4	Mel Baker	12/15/74	at Miami
19	163	6	Tim McGee	9/23/90	at Cincinnati	96	121	4	Andre Reed	10/27/96	Buffalo
20	162	11	Art Powell	10/6/62	at NY Jets	97	120	7	Sean Dawkins	11/30/97	Indy
21	160	13	Rod Smith	10/1/00	at Denver	98	120	9	Chris Burford	11/21/65	KC
22	160	5	Gene Washington	10/31/71	at SF	99	120	7	Durriel Harris	10/7/84	at Cleveland
23	160	3	Dave Kocurek	10/7/61	San Diego	100	119	9	Marshall Faulk	11/1/98	at Indy
24	159	13	Marvin Harrison	10/8/00	Indy	101	119	12	Lionel Taylor	9/21/62	Denver
25	158	6	Charles Frazier	11/13/66	Houston	102	119	6	Fred Banks	12/10/89	at Miami
26	157	7	Michael Jackson	9/3/95	Cleveland	103	119	6	Quinn Early	9/8/96	Buffalo
27	156	9	Butch Johnson	11/4/84	at Denver	104	118	7	Tony Martin	10/17/99	Miami
28	156	5	Marvin Harrison	10/22/00	at Indy	105	118	7	Bake Turner	11/28/65	at NY Jets
29	155	10	Chris Burford	9/25/66	KC	106	118	7	Fred Biletnikoff	10/24/65	Oakland
30	152	11	Keenan McCardell	12/7/97	at Jacksonville	107	118	6	Marvin Harrison	12/12/99	at Indy
31	152	8	Henry Ellard	10/13/96	Wash	108	117	8	Terance Mathis	11/8/98	Atlanta
32	151	7	Stephone Paige	12/2/90	KC	109	117	8	Junior Miller	9/14/80	Atlanta
33	151	4	Jerry Tarr	9/21/62	Denver	110	117	5	John Gilliam	10/27/74	at Minnesota
34	150	8	Art Powell	9/22/63	at Oakland	111	117	5	Don Maynard	10/6/62	at NY Jets
35	150	7	Bill Groman	12/18/60	at Houston	112	116	8	Cris Carter	11/2/97	at Minnesota
36	148	5	Bill Groman	10/13/61	Houston	113	116	15	Ricky Young	12/16/79	Minnesota
37	147	11	Tony Gonzalez	12/4/00	Kansas City	114	116	7	Frank Lewis	10/23/83	at Buffalo
38	147	7	Andre Reed	9/11/94	Buffalo	115	115	5	Jerry Rice	12/20/98	SF
39	147	6	Lance Alworth	12/7/69	at San Diego	116	115	5	Otis Taylor	9/23/73	KC
40	147	4	J.D. Hill	11/23/07	at Buffalo	117	115	3	Bo Roberson	10/16/64	Oakland
41	145	8	Durriel Harris	11/8/81	Miami	118	115	4	Andre Rison	9/22/96	Jacksonville
42	145	8	Ernie Jones	9/29/91	at Phoenix	119	114	10	Cris Carter	10/20/91	Minnesota
43	144	7	Frank Jackson	12/6/64	at KC	120	114	9	Patrick Johnson	1/2/00	Baltimore
44	143	11	Bake Turner	10/31/64	at NY Jets	121	114	4	Andre Reed	10/1/89	at Buffalo
45	143	9	Charles Frazier	11/6/64	Houston	122	114	4	Billy Cannon	9/17/67	Oakland
46	141	8	Charlie Taylor	10/1/72	Wash	123	113	3	Irving Fryar	9/10/96	Miami
47	141	6	Glenn Bass	11/15/64	at Buffalo	124	113	9	Marlin Briscoed	9/15/74	Miami
48	140	10	Chris Burford	10/12/62	Dallas	125	113	8	Don Maynard	11/30/62	NY Jets
49	140	6	Wesley Walker	10/20/85	NY Jets	126	113	7	Frank Lewis	1/2/83	Buffalo
50	138	8	Steve Largent	11/17/85	at Seattle	127	113	7	Charles Hennigan	11/25/60	Houston
51	138	6	Cliff Branch	12/1/74	at Oakland	128	113	4	James Lofton	9/27/92	Buffalo
52	137	9	Donnie Stone	12/3/61	at Denver	129	112	6	Andre Reed	12/8/94	at SF
53	137	9	Fred Biletnikoff	12/18/76	at Oakland	130	112	6	Jerry Rice	10/22/89	at SF
54	137	8	John Henderson	12/13/70	Minnesota	131	112	5	Clemon Daniels	10/30/66	Oakland
55	137	7	Chris Burford	11/3/61	Dallas	132	111	8	Dan Woods	10/16/77	at San Diego
56	136	12	Dave Casper	10/3/76	Oakland	133	111	6	Roland Hooks	11/22/81	at Buffalo
57	135	7	Art Powell	9/13/64	Oakland	134	111	5	Ed McCaffrey	10/24/99	Denver
58	134	8	Steve Watson	11/4/84	at Denver	135	111	5	Ron Shanklin	10/22/72	at Pittsburgh
59	133	9	Otis Taylor	11/00/66	at KC	136	110	9	O.J. McDuffie	11/23/97	Miami
60	133	7	Steve Largent	12/18/83	at Seattle	137	110	12	Jim Jensen	11/6/88	Miami
61	132	9	Sterling Sharpe	10/2/94	Green Bay	138	110	8	Al Toon	12/13/87	NY Jets
62	132	6	Trumaine Johnson	10/23/88	at Buffalo	139	110	7	Ahmad Rashad	11/3/74	Buffalo
63	132	5	Don Maynard	10/29/67	at NY Jets	140	110	6	Andre Reed	9/5/93	at Buffalo
64	131	4	Kevin Johnson	10/3/99	at Cleveland	141	110	6	Rich Caster	10/5/75	at NY Jets
65	131	4	Al Denson	9/3/67	at Denver	142	110	5	Glenn Doughty	12/18/77	Baltimore
66	130	5	Rod Smith	10/6/97	at Denver	143	109	6	Don Maynard	10/31/64	at NY Jets
67	130	6	Haven Moses	11/23/69	Buffalo	144	109	4	Durriel Harris	9/11/83	at Miami
68	130	6	Al Carmichael	9/9/60	Denver	145	109	3	Charlie Ferguson	10/26/63	at Buffalo
69	129	8	Henry Ellard	11/16/86	at L.A. Rams	146	109	3	Al Carmichael	10/23/60	at Denver
70	129	6	Andre Rison	10/29/89	at Indy	147	109	3	Fred Biletnikoff	10/22/67	Oakland
71	129	6	Don Maynard	12/17/66	at NY Jets	148	109	3	Lance Alworth	10/17/65	San Diego
72	129	5	Eddie Brown	12/22/85	Cincinnati	149	108	9	Johnny Mitchell	12/11/95	NY Jets
73	129	3	Elbert Dubenion	12/20/64	Buffalo	150	108	8	Charlie Young	11/4/73	at Philly
74	128	5	Ernest Givins	10/8/89	Houston	151	108	7	Gary Garrison	11/9/75	at San Diego
75	128	3	Ray Butler	9/21/86	Seattle	152	107	8	Perry Richards	10/22/61	Buffalo
76	128	8	Michael Jackson	10/6/96	at Baltimore	153	107	6	Andre Reed	11/19/89	Buffalo
77	127	9	Al Toon	11/17/91	NY Jets	154	107	6	Fred Biletnikoff	10/6/68	at Oakland



## OPPONENT 100-YARD RECEIVING GAMES (CONT.)

#	YDS	REC.	PLAYER	DATE	OPPONENT	#	YDS	REC.	PLAYER	DATE	OPPONENT
155	107	4	Ricky Proehl	9/29/91	at Phoenix	171	103	10	Bake Turner	9/8/83	NY Jets
156	107	4	Don Norton	10/19/82	San Diego	172	103	6	Glenn Bass	12/20/64	Buffalo
157	106	10	Lionel Taylor	10/23/60	at Denver	173	102	6	Mark Clayton	12/10/89	at Miami
158	106	9	George Sauer	10/2/66	NY Jets	174	102	4	Mark Duper	10/5/86	Miami
159	106	5	Don Norton	10/31/65	at San Diego	175	102	2	Willie Frazier	11/6/64	Houston
160	105	6	Ryan Yarbrough	12/11/95	NY Jets	176	101	4	Sean Dawkins	11/19/95	Indy
161	105	8	Paul Johns	9/16/84	Seattle	177	101	7	Gene Washington	12/13/70	Minnesota
162	105	7	Marvin Harrison	9/19/99	Indy	178	101	6	James Brooks	12/7/86	Cincinnati
163	105	5	Willie Frazier	9/9/67	San Diego	179	101	5	Bill Groman	11/12/61	at Houston
164	105	3	Mike Barber	11/10/80	at Houston	180	101	4	Willie Jackson	9/22/96	Jacksonville
165	104	7	Bob Chandler	11/7/76	Buffalo	181	100	8	Eddie Kennison	12/10/00	at Chicago
166	104	7	Elbert Dubenion	10/8/66	at Buffalo	182	100	6	Dave Casper	11/28/82	Houston
167	104	5	Paul Warfield	9/15/74	Miami	183	100	5	Don Maynard	11/11/60	NY Jets
168	104	5	Joe Auer	11/27/66	at Miami	184	100	4	Dedric Ward	9/11/00	at NY Jets
169	104	4	Marlin Briscoe	11/29/70	at Buffalo	185	100	3	Luther Hayes	12/17/61	at San Diego
170	103	11	Tom Rathman	10/22/89	at SF						

## OPPONENT 300-YARD PASSING GAMES

#	YDS	PLAYER	DATE	OPPONENTS	ATT	COMP	TDS	INTS	QB RATINGS
1	473	Dan Marino	9/4/94	at Miami	42	23	5	1	124.4
2	457	Jackey Lee	10/13/61	Houston	41	27	2	2	99.3
3	432	Mark Brunell	9/22/96	Jacksonville	39	23	3	1	112.3
4	389	Dan Marino	11/23/97	Miami	60	38	0	3	61.0
5	386	Ken O'Brien	11/5/89	New York	29	22	2	0	143.8
6	386	George Blanda	9/16/62	Houston	36	20	3	4	74.5
7	362	Joe Namath	11/5/67	at New York	43	22	2	2	75.9
8	361	Brian Griese	10/1/00	at Denver	50	31	1	1	82.2
9	359	Dan Marino	11/6/88	Miami	51	29	1	2	69.0
10	357	Dan Fouts	10/16/83	San Diego	37	25	1	1	96.3
11	356	Jim Kelly	11/19/89	Buffalo	41	21	1	2	68.8
12	353	Vinny Testaverde	10/6/96	at Baltimore	45	29	3	1	101.4
13	350	Elvis Grbac	12/4/00	Kansas City	46	25	3	1	91.8
14	349	Warren Moon	11/13/94	Minnesota	42	26	1	0	96.2
15	340	Bert Jones	12/18/77	at Baltimore	30	19	3	0	135.4
16	339	Doug Flutie	11/29/98	Buffalo	39	21	2	0	100.3
17	338	Joe Namath	10/2/66	New York	56	28	2	3	58.5
18	337	Cotton Davidson	10/16/64	Oakland	34	16	4	1	109.6
19	334	Peyton Manning	10/8/00	Indianapolis	54	31	1	3	58.7
20	333	Dan Marino	11/12/95	at Miami	37	27	2	2	95.9
21	333	Boomer Esiason	12/22/91	at Cincinnati	40	20	3	0	103.4
22	333	Lin Dawson	11/17/68	at Kansas City	31	17	3	3	84.5
23	331	Steve DeBerg	12/2/90	Kansas City	21	15	2	0	159.0
24	331	Jackey Lee	11/25/60	Houston	38	21	1	0	93.2
25	330	Jeff George	11/15/92	at Indianapolis	35	18	2	3	67.6
26	329	Dan Fouts	11/9/75	at San Diego	42	25	1	2	72.4
27	328	Jim Kelly	9/11/94	Buffalo	41	25	4	3	88.3
28	328	George Blanda	11/6/64	Houston	44	20	2	1	76.7
29	325	Malcom Wood	10/31/64	at New York	36	22	3	2	95.3
30	324	Lin Dawson	11/20/66	at Kansas City	38	25	2	2	88.0
31	321	Dan Marino	10/6/91	Miami	38	25	2	0	109.6
32	320	Paul McDonald	10/7/84	at Cleveland	37	23	1	1	87.7
33	317	Jim Kelly	11/7/93	Buffalo	46	29	1	0	90.6
34	317	Jack Kemp	10/26/63	at Buffalo	36	18	1	1	78.1
35	317	Rich Gannon	10/20/91	Minnesota	63	35	1	0	74.6
36	316	Brian Griese	10/24/99	Denver	38	25	1	0	100.3
37	316	Dan Marino	10/21/84	Miami	39	24	4	1	110.6
38	315	John Elway	11/4/84	at Denver	40	26	3	1	103.6
39	315	Jack Kemp	10/7/61	San Diego	24	12	3	2	105.4
40	314	Randall Cunningham	11/29/87	Philadelphia	31	18	2	1	100.7
41	313	Ken O'Brien	9/21/87	at New York	26	19	1	0	126.0
42	312	Tom Tupa	9/29/91	at Phoenix	28	17	3	1	119.9
43	312	Jim Zorn	9/21/80	at Seattle	36	20	4	1	110.0
44	311	Ken O'Brien	11/24/85	at New York	33	20	1	0	102.0
45	310	Jim Harbaugh	11/30/97	Indianapolis	41	22	2	0	94.6
46	309	Kerry Collins	10/29/95	Carolina	45	25	2	1	82.5
47	309	Ken O'Brien	11/17/91	New York	41	26	3	0	110.7
48	308	Jim Kelly	9/27/92	Buffalo	20	15	3	0	178.8
49	308	Tommy Kramer	12/16/79	Minnesota	61	35	1	1	69.6
50	305	Richard Todd	10/27/83	at New York	36	22	2	1	95.3
51	302	Lin Dawson	10/12/62	Dallas	31	16	2	2	80.3
52	301	Jeff George	9/1/91	at Indianapolis	42	27	1	2	73.6
53	301	Archie Manning	12/21/80	at New Orleans	39	24	1	0	94.1
54	300	Cotton Davidson	11/3/61	Dallas	34	18	2	2	78.1
55	300	Dan Marino	12/10/89	at Miami	32	21	0	1	82.8



# YEAR-BY-YEAR LEADERS

## YEAR-BY-YEAR LEADING SCORERS

YEAR	PLAYER	TD	PAT	FG	TOTAL	YEAR	PLAYER	TD	PAT	FG	TOTAL
1960	Gino Cappelletti	0	36	8	60	1981	John Smith	0	37	15	82
1961	Gino Cappelletti	8	48	17	147	1982	John Smith	0	6	5	21
1962	Gino Cappelletti	5	38	20	128	1983	Tony Collins	10	0	0	60
1963	Gino Cappelletti	2	35	22	113	1984	Tony Franklin	0	42	22	108
1964	Gino Cappelletti	7	38	25	155	1985	Tony Franklin	0	40	24	112
1965	Gino Cappelletti	9	27	17	132	1986	Tony Franklin	0	44	32	140
1966	Gino Cappelletti	6	35	16	119	1987	Tony Franklin	0	37	15	82
1967	Gino Cappelletti	3	29	16	95	1988	Robert Perryman	6	0	0	36
1968	Gino Cappelletti	2	26	15	83	1989	Greg Davis	0	13	16	61
1969	Gino Cappelletti	0	26	14	68	1990	Jason Sturovsky	0	19	16	67
1970	Jim Nance	7	0	0	42	1991	Jason Sturovsky	0	10	13	49
1971	Charlie Gogolak	0	28	12	64	1992	Charlie Baumann	0	22	11	55
1972	Carl Garrett	5	0	0	30	1993	Scott Sisson	0	15	14	57
1973	Jeff White	0	21	14	63	1994	Matt Bahr	0	36	27	117
1974	John Smith	0	42	16	90	1995	Matt Bahr	0	27	23	96
1975	John Smith	0	33	9	60	1996	ADAM VINATIERI	0	39	27	120
1976	John Smith	0	42	15	87		Curtis Martin	17	0	0	104
1977	John Smith	0	33	15	78	1997	ADAM VINATIERI	0	40	25	115
1978	Horace Ivory	11	0	0	66	1998	ADAM VINATIERI	0	32	31	127
1979	John Smith *	0	46	23	115	1999	ADAM VINATIERI	0	29	26	107
1980	John Smith *	0	51	26	129	2000	ADAM VINATIERI	0	25	27	106

\*-NFL Leader

## YEAR-BY-YEAR LEADING RUSHERS

YEAR	PLAYER	ATT	YDS	AVG	LG	TD	YEAR	PLAYER	ATT	YDS	AVG	LG	TD
1960	Alan Miller	101	416	4.2	33	1	1981	Tony Collins	204	873	4.3	29	7
1961	Billy Lott	100	461	4.7	38	5	1982	Tony Collins	164	632	3.9	54	1
1962	Ron Burton	134	548	4.0	59	2	1983	Tony Collins	219	1049	4.8	50t	10
1963	Larry Garron	179	750	4.1	47t	2	1984	Craig James	160	790	4.9	73	1
1964	Larry Garron	183	585	3.2	16	2	1985	Craig James	263	1227	4.7	65t	5
1965	Jim Nance	111	321	2.9	20	5	1986	Craig James	154	427	2.8	16	4
1966	Jim Nance	299	1458	4.9	65t	11	1987	Tony Collins	147	474	3.2	19	3
1967	Jim Nance	269	1216	4.5	53	7	1988	John Stephens	297	1168	3.9	52	4
1968	Jim Nance	177	593	3.4	30t	4	1989	John Stephens	244	833	3.4	35t	7
1969	Jim Nance	193	750	3.9	43	6	1990	John Stephens	212	808	3.8	26	2
1970	Jim Nance	145	522	3.6	21	7	1991	Leonard Russell	266	959	3.6	24	4
1971	Carl Garrett	181	784	4.3	38	1	1992	Jon Vaughn	113	451	4.0	36	1
1972	Josh Ashton	128	546	4.3	35	3	1993	Leonard Russell	300	1088	3.6	21	7
1973	Sam Cunningham	155	516	3.3	25	4	1994	Marion Butts	243	703	2.9	26	8
1974	Mack Herron	231	824	3.6	28	7	1995	Curtis Martin	368	1487	4.0	49	14
1975	Sam Cunningham	169	666	3.9	17	6	1996	Curtis Martin	316	1152	3.6	57	14
1976	Sam Cunningham	172	824	4.8	24	3	1997	Curtis Martin	274	1160	4.2	70t	4
1977	Sam Cunningham	270	1015	3.8	31t	4	1998	ROBERT EDWARDS	291	1115	3.8	53	9
1978	Sam Cunningham	199	768	3.9	52t	8	1999	Terry Allen	254	896	3.5	39	8
1979	Sam Cunningham	159	563	3.5	27	5	2000	KEVIN FAULK	164	570	3.5	18	4
1980	Vagas Ferguson	211	818	3.9	44	2							

\*-NFL Leader

## YEAR-BY-YEAR LEADING PASSERS

YEAR	PLAYER	ATT	CMP	PCT.	YDS	TD	LGINT	YEAR	PLAYER	ATT	CMP	PCT.	YDS	TD	LGINT		
1960	Butch Songin.....	392	187	47.7	2476	22	78	15	1981	Steve Grogan.....	216	117	54.2	1859	7	76t	16
1961	Butch Songin.....	212	98	46.2	1429	14	58t	9		Matt Cavanaugh.....	219	115	52.5	1633	5	65	13
1962	Babe Parilli.....	253	140	55.3	1988	18	67t	8	1982	Steve Grogan.....	122	66	54.1	930	7	62t	4
1963	Babe Parilli.....	337	153	45.4	2335	13	77t	24	1983	Steve Grogan.....	303	168	55.4	2411	15	76t	12
1964	Babe Parilli.....	473	228	48.2	3465	31	80t	27	1984	Tony Eason.....	431	259	60.1	3228	23	76t	8
1965	Babe Parilli.....	426	173	40.6	2597	18	73t	26	1985	Tony Eason.....	299	168	56.2	2156	11	90t	17
1966	Babe Parilli.....	382	181	47.4	2721	20	63t	20	1986	Tony Eason.....	448	276	61.6	3328	19	49	10
1967	Babe Parilli.....	344	161	46.8	2317	19	79t	24	1987	Steve Grogan.....	161	93	57.8	1183	10	40	9
1968	Tom Sherman.....	226	90	39.8	1199	12	87t	16	1988	Doug Flutie.....	179	92	51.4	1150	8	80t	10
1969	Mike Taliaferro.....	331	160	48.3	2160	19	77	18	1989	Steve Grogan.....	261	133	51.0	1697	9	55t	14
1970	Joe Kapp.....	219	98	44.7	1104	3	48	17	1990	Marc Wilson.....	265	139	52.5	1625	6	36	11
1971	Jim Plunkett.....	328	158	48.2	2158	19	88t	16	1991	Hugh Millen.....	409	246	60.1	3073	9	60t	18
1972	Jim Plunkett.....	355	169	47.6	2196	8	62	25	1992	Hugh Millen.....	203	124	61.1	1203	8	39	10
1973	Jim Plunkett.....	376	193	51.3	2550	13	64	17	1993	DREW BLEDSOE.....	429	214	49.9	2494	15	54t	15
1974	Jim Plunkett.....	352	173	49.1	2457	19	69t	22	1994	DREW BLEDSOE.....	691	400	57.9	4555	25	62t	27
1975	Steve Grogan.....	274	139	50.7	1976	11	62t	18	1995	DREW BLEDSOE.....	636	323	50.8	3507	13	47t	16
1976	Steve Grogan.....	302	145	48.0	1903	18	58t	20	1996	DREW BLEDSOE.....	623	374	59.9	4086	27	84t	15
1977	Steve Grogan.....	305	160	52.5	2162	17	68	21	1997	DREW BLEDSOE.....	522	314	60.2	3706	28	76	15
1978	Steve Grogan.....	362	181	50.0	2824	15	75t	23	1998	DREW BLEDSOE.....	481	263	54.7	3633	20	86t	14
1979	Steve Grogan.....	423	206	48.7	3286	28	63t	20	1999	DREW BLEDSOE.....	539	305	56.6	3985	19	88t	21
1980	Steve Grogan.....	306	175	57.2	2475	18	71	22	2000	DREW BLEDSOE.....	531	312	58.8	3291	17	59	13



# YEAR-BY-YEAR LEADERS


## YEAR-BY-YEAR LEADING RECEIVERS

YEAR	PLAYER	NO	YDS	AVG	LG	TD
1960	Jim Colclough	49	666	13.6	61	9
1961	Gino Cappelletti	45	768	17.1	53	8
1962	Jim Colclough	40	868	21.7	78t	10
1963	Jim Colclough	42	793	18.8	56t	3
1964	Gino Cappelletti	49	865	17.7	58t	7
1965	Jim Colclough	40	677	16.9	41	3
1966	Art Graham	51	673	13.2	42	4
1967	Art Graham	41	606	14.8	79t	4
1968	Jim Whalen (TE)	47	718	15.3	87t	7
1969	Carl Garrett (RB)	29	267	9.2	34	2
1970	Ron Sellers	38	550	14.5	48	4
1971	Randy Vataha	51	872	17.1	88t	9
1972	Reggie Rucker	44	681	15.5	62	3
1973	Reggie Rucker	53	743	14.0	64	3
1974	Mack Herron (RB)	38	474	12.5	18	5
1975	Randy Vataha	46	720	15.7	47	6
1976	Andy Johnson (RB)	29	343	11.8	53	4
1977	Sam Cunningham (RB)	42	370	8.8	35	1
1978	Russ Francis (TE)	39	543	13.9	53	4
1979	Harold Jackson	45	1013	22.5	59	7
1979	Stanley Morgan	44	1002	22.8	63t	12

YEAR	PLAYER	NO	YDS	AVG	LG	TD
1980	Stanley Morgan	45	991	22.0	71	6
1981	Don Hasselbeck (TE)	46	808	17.6	51	6
	Stanley Morgan	44	1029	23.4	76t	6
1982	Stanley Morgan	28	584	20.9	75t	3
1983	Stanley Morgan	58	863	14.9	50t	2
1984	Derrick Ramsey (TE)	66	792	12.0	34	7
1985	Tony Collins (RB)	52	549	10.6	49	2
1986	Stanley Morgan	84	1491	17.8	44t	10
1987	Tony Collins (RB)	44	347	7.9	29	3
1988	Reggie Dupard (RB)	34	232	6.8	15	0
1989	Eric Sievers (TE)	54	615	11.4	46	0
1990	Irving Fryar	54	856	15.9	56	4
1991	Marv Cook (TE)	82	808	9.9	49	3
1992	Irving Fryar	55	791	14.4	54t	4
1993	Ben Coates (TE)	53	659	12.4	54t	8
1994	Ben Coates (TE)	96	1174	12.2	62t	7
1995	Ben Coates (TE)	84	915	10.9	35	6
1996	<b>TERRY GLENN</b>	<b>90</b>	<b>1132</b>	<b>12.6</b>	<b>37t</b>	<b>6</b>
1997	Ben Coates (TE)	66	737	11.2	35	8
1998	Ben Coates (TE)	67	668	10.0	33	6
1999	<b>TERRY GLENN</b>	<b>69</b>	<b>1147</b>	<b>16.6</b>	<b>67</b>	<b>4</b>
2000	<b>TROY BROWN</b>	<b>83</b>	<b>944</b>	<b>11.4</b>	<b>44t</b>	<b>4</b>
	<b>TERRY GLENN</b>	<b>79</b>	<b>963</b>	<b>12.2</b>	<b>39t</b>	<b>6</b>



Tony Collins is the only running back to lead the Patriots in receiving during two different seasons (52, 1985 and 44, 1987).



RB Sam Cunningham is the only Patriot to lead the team in total yards from scrimmage four years in a row (1975-78).

## YEAR-BY-YEAR NET YARDS FROM SCRIMMAGE

YEAR	PLAYER	TOTAL YDS	RUSH	REC.
1960	Alan Miller	700	416	284
1961	Jim Colcough	794	37	757
	Billy Lott	794	461	333
1962	Ron Burton	1009	548	350
1963	Larry Garron	1168	750	418
1964	Larry Garron	935	585	350
1965	Gino Cappelletti	680	0	680
1966	Jim Nance	1561	1458	103
1967	Jim Nance	1412	1216	196
1968	Jim Whalen	718	0	718
1969	Carl Garrett	958	691	267
1970	Jim Nance	670	522	148
1971	Carl Garrett	1049	784	265
1972	Carl Garrett	898	488	410
1973	Reggie Rucker	742	-1	743
1974	Mack Herron	1298	824	299
1975	Sam Cunningham	919	666	253
1976	Sam Cunningham	1123	824	299
1977	Sam Cunningham	1385	1015	370
1978	Sam Cunningham	1065	768	297
1979	Harold Jackson	1025	12	1013

YEAR	PLAYER	TOTAL YDS	RUSH	REC.
1980	Stanley Morgan	1027	36	991
1981	Tony Collins	1105	873	232
1982	Tony Collins	819	632	187
1983	Tony Collins	1306	1049	257
1984	Craig James	949	790	159
1985	Craig James	1587	1227	360
1986	Stanley Morgan	1491	0	1491
1987	Tony Collins	821	474	347
1988	John Stephens	1266	1168	98
1989	John Stephens	1040	833	207
1990	John Stephens	1004	808	196
1991	Leonard Russell	1040	959	81
1992	Irving Fryar	797	6	791
1993	Leonard Russell	1333	1088	245
1994	Ben Coates	1174	0	1174
1995	Curtis Martin	1748	1487	261
1996	Curtis Martin	1485	1152	333
1997	Curtis Martin	1456	1160	296
1998	<b>ROBERT EDWARDS</b>	<b>1446</b>	<b>1115</b>	<b>331</b>
1999	<b>TERRY GLENN</b>	<b>1147</b>	<b>0</b>	<b>1147</b>
2000	<b>KEVIN FAULK</b>	<b>1035</b>	<b>570</b>	<b>465</b>



# YEAR-BY-YEAR LEADERS

## YEAR-BY-YEAR LEADING INTERCEPTORS

YEAR	PLAYER	NO	YDS	AVG	LG	TD	YEAR	PLAYER	NO	YDS	AVG	LG	TD
1960	Gino Cappelletti	4	68	17.0	24	0	1983	Rick Sanford	7	24	3.4	16	0
	Harry Jacobs	4	26	6.5	14	0	1984	Raymond Clayborn	3	102	34.0	85	0
1961	Don Webb	5	153	30.6	59	2	1985	Fred Marion	7	189	27.0	83	0
1962	Ross O'Hanley	5	83	16.6	28	0	1986	Ronnie Lippett	8	76	9.5	43	0
1963	Bob Suci	8	277	36.7	98	2	1987	Fred Marion	4	53	13.3	25	0
1964	Ron Hall	11	148	13.5	50	0	1988	Raymond Clayborn	4	65	16.3	31	0
1965	Ron Hall	3	35	11.7	29	0		Fred Marion	4	47	11.8	22	0
1966	Ron Hall	6	159	26.5	87	0		Roland James	4	30	7.5	22	0
1967	Nick Buoniconti	4	7	1.8	7	0	1989	Maurice Hurst	5	31	6.2	16t	1
	Don Webb	4	91	22.8	41	0	1990	Maurice Hurst	4	61	15.3	36	0
1968	Leroy Mitchell	7	41	5.9	20	0		Ronnie Lippett	4	94	23.5	73	0
1969	Larry Carwell	4	114	28.5	38	0		Fred Marion	4	17	4.3	16	0
1970	Daryl Johnson	2	51	25.5	42	0	1991	Maurice Hurst	3	21	7.0	21	0
1971	Larry Carwell	5	72	14.4	53t	1	1992	Jerome Henderson	3	43	14.3	34	0
1972	Honor Jackson	4	133	33.3	55	0		Maurice Hurst	3	29	9.7	27	0
1973	Ron Bolton	6	65	10.8	56	0	1993	Maurice Hurst	4	53	13.3	24	0
1974	Ron Bolton	7	18	2.6	10	0	1994	Maurice Hurst	7	68	9.7	24	0
1975	Ron Bolton	5	33	6.6	15	0		Vincent Brown	4	1	0.3	1	0
1976	Mike Haynes	8	90	11.3	28	0	1996	Willie Clay	4	50	12.5	35	0
1977	Mike Haynes	5	54	10.8	22	0	1997	Willie Clay	6	109	18.2	53t	1
1978	Mike Haynes	6	123	20.5	50	1	1998	TY LAW	9	133	14.8	59t	1
1979	Raymond Clayborn	5	56	11.2	27	0	1999	LAWYER MILLOY	4	17	4.3	17	0
1980	Raymond Clayborn	5	87	17.4	29	0	2000	TY LAW	2	32	16.0	32	0
1981	Rick Sanford	3	28	9.3	21	0		TEBUCKY JONES	2	20	10.0	20	0
	Tim Fox	3	20	6.7	20	0		LAWYER MILLOY	2	2	1.0	2	0
1982	Mike Haynes	4	26	6.5	26	0							

## YEAR-BY-YEAR SACK LEADERS

NOTE: Sacks did not become an official NFL statistic until 1982.

YEAR	PLAYER	SACKS	YEAR	PLAYER	SACKS	YEAR	PLAYER	SACKS
1960	Jack Rudolph, LB	3.0	1974	Julius Adams, DE	8.0	1988	Andre Tippett, LB	8.0
1961	Rommie Loudt, LB	7.0	1975	Tony McGee, DE	9.0	1989	Brent Williams, DE	8.0
1962	Larry Eisenhauer, DE	5.5	1976	Tony McGee, DE	9.5	1990	Brent Williams, DE	6.0
1963	Larry Eisenhauer, DE	9.0	1977	Tony McGee, DE	12.0	1991	Andre Tippett, LB	8.5
1964	Larry Eisenhauer, DE	7.5	1978	Tony McGee, DE	12.0	1992	Andre Tippett, LB	7.0
1965	Larry Eisenhauer, DE	9.5	1979	Tony McGee, DE	10.5	1993	Chris Slade, LB	9.0
1966	Jim Lee Hunt, DT	9.0	1980	Julius Adams, DE	9.0	1994	Chris Slade, LB	9.5
1967	Houston Antwine, DT	6.0	1981	Tony McGee, DE	5.5	1995	WILLIE MCGINEST, DE	11.0
1968	Houston Antwine, DT	7.5	1982	Don Blackmon, LB	4.5	1996	WILLIE MCGINEST, DE	9.5
1969	Houston Antwine, DT	5.0	1983	Andre Tippett, LB	8.5	1997	Chris Slade, LB	9.0
1970	Ron Berger, DE	9.0	1984	Andre Tippett, LB	18.5	1998	Henry Thomas, DT	6.5
1971	Steve Kiner, LB	6.5	1985	Andre Tippett, LB	16.5	1999	WILLIE MCGINEST, DE	9.0
1972	Julius Adams, DE	4.0	1986	Garin Veris, DE	11.0	2000	WILLIE MCGINEST, DE	6.0
1973	Julius Adams, DE	8.0	1987	Andre Tippett, LB	12.5		GREG SPIRES, DE	6.0

## YEAR-BY-YEAR LEADING PUNTERS

YEAR	PLAYER	NO	YARDS	AVG	LG	YEAR	PLAYER	NO	YARDS	AVG	LG
1960	Tom Greene	59	2235	37.9	66	1980	Mike Hubach	63	2392	38.0	69
1961	Tom Yewcic	62	2406	38.8	64	1981	Rich Camarillo	47	1959	41.7	75
1962	Tom Yewcic	68	2634	38.7	56	1982	Rich Camarillo	49	2140	43.7	76
1963	Tom Yewcic	73	2880	39.4	65	1983	Rich Camarillo	81	3615	44.6	70
1964	Tom Yewcic	72	2787	38.7	63	1984	Rich Camarillo	48	2020	42.1	61
1965	Tom Yewcic	76	3094	40.7	70	1985	Rich Camarillo	92	3953	43.0	75
1966	Jim Fraser	53	2044	38.6	68	1986	Rich Camarillo	89	3746	42.1	64
1967	Terry Swanson	65	2632	40.5	62	1987	Rich Camarillo	62	2489	40.1	73
1968	Bob Scarpitto	34	1382	40.6	87	1988	Jeff Feagles	91	3482	38.3	74
	Terry Swanson	62	2449	39.5	57	1989	Jeff Feagles	64	2392	37.4	64
1969	Tom Janik	70	2903	41.5	56	1990	Brian Hansen	90	3752	41.7	69
1970	Tom Janik	86	3364	39.1	57	1991	Shawn McCarthy	66	2650	40.2	93
1971	Tom Janik	87	3249	37.3	58	1992	Shawn McCarthy	103	4212	40.9	61
1972	Pat Studstill	75	2859	38.1	57	1993	Mike Saxon	73	3096	42.4	59
1973	Bruce Barnes	55	2134	38.8	53	1994	Pat O'Neill	69	2841	41.2	67
1974	Bruce Barnes	45	1604	35.6	50		Pat O'Neill	41	1,514	36.9	57
1975	Mike Patrick	83	3223	38.8	62		Byran Wagner	37	1,557	42.1	57
1976	Mike Patrick	67	2688	40.1	52	1996	Tom Tupa	63	2739	43.5	62
1977	Mike Patrick	65	2354	36.2	64	1997	Tom Tupa	78	3,569	45.8	73
1978	Jerrel Wilson	54	1921	35.6	57	1998	Tom Tupa	74	3,294	44.5	64
1979	Eddie Hare	83	3038	36.6	58	1999	LEE JOHNSON	90	3,735	41.5	58
						2000	LEE JOHNSON	89	3,798	42.7	62




# YEAR-BY-YEAR LEADERS

## YEAR-BY-YEAR LEADING KICKOFF RETURNERS

YEAR	PLAYER	NO	YDS	AVG	LG	TD	YEAR	PLAYER	NO	YDS	AVG	LG	TD
1960	Dick Christy	24	617	25.7	46	0	1981	Tony Collins	39	773	18.3	32	0
1961	Larry Garron	16	438	27.4	89	1	1982	Ricky Smith	24	567	23.6	98t	1
1962	Larry Garron	24	686	28.5	95t	1	1983	Ricky Smith	42	916	21.8	53	0
1963	Larry Garron	28	693	24.7	58	0	1984	Tony Collins	26	544	20.9	46	0
1964	J.D. Garrett	32	749	23.4	42	0	1985	Stephen Starring	48	1012	21.1	53	0
1965	Jay Cunningham	17	374	22.0	45	0	1986	Stephen Starring	36	802	22.3	52	0
1966	Joe Bellino	18	410	22.8	43	0	1987	Stephen Starring	23	445	19.3	43	0
1967	Jay Cunningham	30	627	20.0	41	0	1988	Sammy Martin	31	735	23.7	95t	1
1968	Willie Porter	36	812	22.6	61	0	1989	Sammy Martin	24	584	24.3	38	0
1969	Carl Garrett	28	792	28.3	63	0	1990	Sammy Martin	25	515	20.6	38	0
1970	Odell Lawson	25	546	21.8	52	0	1991	Jon Vaughn	34	717	21.1	99t	1
1971	Carl Garrett	24	538	22.4	37	0	1992	Jon Vaughn	20	564	28.2	100t	1
1972	Carl Garrett	16	410	25.6	49	0	1993	Ray Crittenden	23	478	20.8	44	0
1973	Mack Herron	41	1092	26.6	92t	1	1994	Ray Crittenden	24	460	19.2	36	0
1974	Mack Herron	28	629	18.0	62	0	1995	David Meggett	38	964	25.4	62	0
1975	Allen Carter	32	879	27.5	99t	1	1996	David Meggett	34	781	23.0	54	0
1976	Jess Phillips	14	397	28.4	71	0	1997	David Meggett	33	816	24.7	61	0
1977	Raymond Clayborn*	28	869	31.0	101t	3	1998	Derrick Cullors	45	1085	24.1	68	0
1978	Raymond Clayborn	27	636	23.6	60	0	1999	KEVIN FAULK	39	943	24.2	95	0
1979	Allan Clark	37	816	22.1	38	0	2000	KEVIN FAULK	38	816	21.5	40	0
1980	Horace Ivory*	36	992	27.6	98t	1	* =NFL Leader						



Mack Herron, who was the Patriots leading kickoff returner in 1973 and 1974, became the first Patriot player to return a kickoff for a touchdown in Foxboro Stadium (92 yds vs. S.D., 12/2/73).



Troy Brown, who became the first Patriot since Irving Fryar in 1986 and only the fifth Patriot ever, to return a punt for a score in Foxboro (66 yds vs. Tampa, 9/3/00), has been the Patriots leading punt returner in five different seasons.

## YEAR-BY-YEAR LEADING PUNT RETURNERS

YEAR	PLAYER	NO	YDS	AVG	LG	TD	YEAR	PLAYER	NO	YDS	AVG	LG	TD
1960	Billy Wells	12	66	4.6	16	0	1980	Roland James	33	331	10.0	75t	1
1961	Fred Bruney	23	109	4.7	11	0	1981	Stanley Morgan	15	116	7.7	26	0
1962	Ron Burton	21	122	5.8	22	0	1982	Ricky Smith	16	139	8.7	19	0
1963	Bob Suci	25	233	9.3	22	0	1983	Ricky Smith	38	398	10.5	55	0
1964	Dave Cloutier	20	136	6.8	40	0	1984	Irving Fryar	36	347	9.6	55	0
1965	Ron Burton	15	61	4.1	12	0	1985	Irving Fryar	37	520	14.1	85t	2
1966	Tom Hennessey	7	39	5.6	11	0	1986	Irving Fryar	35	336	10.5	59t	1
1967	Jay Cunningham	17	105	6.2	44	0	1987	Irving Fryar	18	174	9.7	36	0
	Joe Bellino	15	129	8.6	18	0	1988	Irving Fryar	38	398	10.5	30	0
1968	Willie Porter	22	135	6.1	24	0	1989	Sammy Martin	19	164	8.6	28	0
1969	Carl Garrett	12	159	13.3	45	0	1990	Irving Fryar	28	133	4.8	17	0
1970	Carl Garrett	17	168	9.9	62	0	1991	Jerome Henderson	27	201	7.4	39	0
1971	Carl Garrett	8	124	15.5	50	0	1992	Walter Stanley	28	227	8.1	50	0
1972	Carl Garrett	6	36	6.0	27	0	1993	TROY BROWN	25	224	9.0	19	0
1973	Mack Herron	27	282	10.8	54	0	1994	TROY BROWN	24	202	8.4	38	0
1974	Mack Herron	35	517	14.8	66	0	1995	David Meggett	45	383	8.5	23	0
1975	Darryl Stingley	15	113	7.5	29	0	1996	David Meggett	52	588	11.3	60t	1
1976	Mike Haynes	45	608	13.5	89t	2	1997	David Meggett	45	467	10.4	47	0
1977	Stanley Morgan	16	220	13.8	53	0	1998	TROY BROWN	17	225	13.2	39	0
	Mike Haynes	24	200	8.3	46	0	1999	TROY BROWN	38	405	10.7	52	0
1978	Stanley Morgan	32	335	10.5	48	0	2000	TROY BROWN	39	504	12.9	66t	1
1979	Stanley Morgan	29	289	10.0	80t	1							



# PATRIOTS INDIVIDUAL RECORDS

The following records relate to service with the Patriots and reflect only regular season activity; postseason playoff competition is excluded. Number of games per season: 1960-1977 (14); 1978-81 (16); 1982 (9); 1983-86 (16); 1987 (15), and 1988-99 (16).

**bold** = record set in 2000; **bold** = player on current roster

## SERVICE

### MOST

<b>Seasons</b> — 16	Steve Grogan, 1975-90
15	Julius Adams, 1971-77, 79-85, 87
14	Bruce Armstrong, 1987-2000
	Steve Nelson, 1974-87
13	Raymond Clayborn, 1977-89
	John Hannah, 1973-85
	Stanley Morgan, 1977-89
	Mosi Tatupu, 1978-90

### Games (100 Games Played) —

Player, Pos.		Games	Years
1.	Bruce Armstrong, OT	212	1987-90
2.	Julius Adams, DE	206	1971-87*
3.	Mosi Tatupu, RB	194	1978-90
4.	Raymond Clayborn, CB	191	1977-89
5.	John Hannah, OG	183	1973-85
6.	Stanley Morgan, WR	180	1977-89
7.	Steve Nelson, LB	174	1974-87
8.	Tom Neville, OT	160	1965-77
9.	Pete Brock, C	154	1976-87
10.	Gino Cappelletti, K/WR	152c	1960-70
11.	Andre Tippett, LB	151	1982-93^
12.	Bill Lenkaitis, C	151	1971-81
13.	Steve Grogan, QB	149	1975-90
14.	Roland James, SS	145	1980-90
15.	Fred Marion, FS	144	1982-91
16.	Ben Coates, TE	142	1991-99
	Houston Antwine, DT	142	1961-71
18.	Jim Lee Hunt, DT	141	1960-70
19.	Len St. Jean, OG	140c	1964-73
20.	Don Webb, DB	134	1961-71
21.	Ray Hamilton, NT	132	1973-81
22.	Jon Morris, C	130	1964-74
23.	Irving Fryar, WR	129	1984-92
24.	Chris Slade	127	1993-00
25.	Johnny Rembert, LB	126	1983-92
26.	Jim Colclough, WR	124	1960-68
	Steve King, LB	124	1973-81
	Charlie Long, OT	124	1961-69
29.	Vincent Brown, LB	123	1988-95
30.	<b>Drew Bledsoe</b>	<b>122+</b>	<b>1993-00</b>
	Ronnie Lippett, CB	122	1983-91
	Lawrence McGrew, LB	122	1980-89
33.	Brent Williams, DE	121	1986-93
34.	Cedric Jones, WR	120	1982-90
35.	Sam Adams, OG	119	1972-80
	Ed Reynolds, LB	119	1983-91
	Tony McGee, DE	119	1974-81
38.	John Smith, K	116	1974-83
39.	Larry Eisenhauer, DE	115	1961-69
40.	Bob Dee, DE	112c	1960-67
41.	Tim Goad, NT	109	1988-94
42.	<b>Troy Brown, WR</b>	<b>107+</b>	<b>1993-00</b>
43.	Larry Whigham, S	106	1994-00
44.	Lin Dawson, TE	105	1981-90
45.	Maurice Hurst, CB	104	1989-95
46.	Max Lane, OL	101	1994-00

c - denotes consecutive games played

+ - denotes active status

\* - Julius Adams did not play in 1986.

^ - Andre Tippett did not play in 1989.

## SCORING

### MOST POINTS

<b>Career</b> — 1,130	Gino Cappelletti, 1960-70
671	John Smith, 1974-82
<b>575</b>	<b>Adam Vinatieri, 1996-00</b>
442	Tony Franklin, 1984-87
408	Stanley Morgan, 1977-89

<b>Season</b> — 155	Gino Cappelletti, 1964 (7-td, 36-xp*, 25-fg)
147	Gino Cappelletti, 1961 (8-td, 48-xp, 17-fg)
140	Tony Franklin, 1986 (44-xp, 32 fg)
132	Gino Cappelletti, 1965 (27-xp, 17-fg, 9-td)
129	John Smith, 1980 (51-xp, 26-fg)

<b>Game</b> — 28	Gino Cappelletti vs. Hou., Dec. 18, 1965 (2-td, 4-xp, 4-fg)
24	Gino Cappelletti vs. Buf., Nov. 15, 1964 (3-td, 6-xp*)

### Most Seasons Leading League —

5	Gino Cappelletti, 1961, 63-66
2	John Smith, 1979, 1980

## TOUCHDOWNS

### MOST

<b>Career</b> — 68	Stanley Morgan, 1977-89 (67-p, 1-rt)
50	Ben Coates, 1991-99 (50-p)
49	Sam Cunningham, 1973-79, 1981-82 (43-r, 6-p)
46	Jim Nance, 1965-71 (45-r, 1-p)
42	Gino Cappelletti, 1960-70 (42-p)
	Larry Garron, 1960-68 (15-r, 26-p, 1-rt)

<b>Season</b> — 17	Curtis Martin, 1996 (14-r, 3-p)
15	Curtis Martin, 1995 (14-r, 1-p)
13	Stanley Morgan, 1979 (12-p, 1-rt)
	Steve Grogan, 1976 (12-r, 1-f)
12	Mack Herron, 1974 (7-r, 5-p)
11	Horace Ivory, 1978 (11-r)
	Sam Cunningham, 1974 (9-r, 2-p)
	Jim Nance, 1966 (11-r)
	Billy Lott, 1961 (5-r, 6-p)
10	Stanley Morgan, 1986 (10-p)
	Irving Fryar, 1985 (1-r, 7-p, 2-rt)
	Tony Collins, 1983 (10-r)
	Andy Johnson, 1976 (6-r, 4-p)
	Jim Colclough, 1962 (10-p)

<b>Game</b> — 3	Accomplished 17 times; Most recent: Curtis Martin, vs. Miami, Nov. 3, 1996 (3-r)
-----------------	--

\*includes one two-point conversion



# PATRIOTS INDIVIDUAL RECORDS

## PAT KICKS

### MOST ATTEMPTS

**Career** — 353 Gino Cappelletti, 1960-70  
323 John Smith, 1974-83  
**169 Adam Vinatieri, 1996-00**  
166 Tony Franklin, 1984-87  
73 Matt Bahr, 1993-95

**Season** — 51 John Smith, 1980  
50 Gino Cappelletti, 1961  
49 John Smith, 1979  
46 John Smith, 1976  
45 Tony Franklin, 1986

**Game** — 8 David Posey vs. NY Jets, Oct. 29, 1978  
John Smith vs. NY Jets, Sept. 9, 1979  
7 Gino Cappelletti vs. Buffalo, Oct. 22, 1961  
John Smith vs. Oakland, Oct. 3, 1976

### MOST MADE

**Career** — 342 Gino Cappelletti, 1960-70  
308 John Smith, 1974-83  
**165 Adam Vinatieri, 1996-00**  
163 Tony Franklin, 1984-87  
73 Matt Bahr, 1993-95

**Season** — 51 John Smith, 1980  
48 Gino Cappelletti, 1961  
46 John Smith, 1979  
44 Tony Franklin, 1986  
42 Tony Franklin, 1984  
John Smith, 1974 and 1976

**Game** — 8 John Smith vs. NY Jets, Sept. 9, 1979  
7 David Posey vs. NY Jets, Oct. 29, 1978  
Gino Cappelletti vs. Buffalo, Oct. 22, 1961

## MISCELLANEOUS SCORING

### SAFETY

**Game** — 1 Accomplished 20 times, Most recent:  
Don Blackmon at Tampa Bay, 10-27-85

**Season** — 2 Don Blackmon at Tampa Bay,  
10-27-85 and vs. Green Bay, 9-8-85  
(NOTE: See fumble section for scoring on fumbles)

### MISSED FG RETURNED FOR TD

91 yds Ron Burton vs. Denver, Nov. 11, 1962

### BLOCKED FG RETURNED FOR TD

71 yds Raymond Clayborn at Houston, Oct. 18, 1987  
65 yds Mike Haynes at NY Jets, Oct. 5, 1980  
45 yds Larry Carwell vs. Cincinnati, Sept. 17, 1971

### BLOCKED PUNT RETURNED FOR TD

31 yds Rod McSwain at LA Rams, Nov. 16, 1986  
20 yds Don Webb vs. San Diego, Dec. 17, 1961  
17 yds Mosi Tatupu at New Orleans, Nov. 30, 1986  
8 yds Rick Sanford vs. Baltimore, Nov. 18, 1979  
**4 yds Tedy Bruschi vs. Baltimore, Oct. 6, 1996**  
3 yds Willie Scott vs. Indianapolis, Nov. 22, 1987  
0 yds Leroy Moore vs. Oakland, Nov. 17, 1961

## FIELD GOALS

### MOST ATTEMPTS

**Career** — 333 Gino Cappelletti, 1960-70  
191 John Smith, 1974-83  
**169 Adam Vinatieri, 1996-00**  
125 Tony Franklin, 1984-87  
72 Matt Bahr, 1993-95  
69 Jason Staurovsky, 1988-91

**Season** — 41 Tony Franklin, 1986  
**39 Adam Vinatieri, 1998**  
38 Gino Cappelletti, 1963  
37 Gino Cappelletti, 1962  
Gino Cappelletti, 1964  
**35 Adam Vinatieri, 1996**  
34 Matt Bahr, 1994  
John Smith, 1980  
Gino Cappelletti, 1969

### Game

7 Jason Staurovsky, vs. Indy, Dec. 3, 1989  
Gino Cappelletti vs. Cin., Nov. 16, 1969  
Gino Cappelletti vs. Buf., Sept. 24, 1967  
Gino Cappelletti vs. S.D., Sept. 20, 1964  
**6 Adam Vinatieri vs. JAX, Sept. 22, 1996**  
Gino Cappelletti vs. NYJ, Sept. 27, 1964  
Gino Cappelletti vs. Hou., Dec. 18, 1965

### Most Seasons Leading League

3 Gino Cappelletti, 1961, 63-64

### MOST MADE

**Career** — 176 Gino Cappelletti, 1960-70  
**136 Adam Vinatieri, 1996-00**  
128 John Smith, 1974-83  
93 Tony Franklin, 1984-87  
55 Matt Bahr, 1993-95  
50 Jason Staurovsky, 1988-91

**Season** — 32 Tony Franklin, 1986  
**31 Adam Vinatieri, 1998**  
**27 Adam Vinatieri, 2000**  
**Adam Vinatieri, 1996**  
Matt Bahr, 1994  
**26 Adam Vinatieri, 1999**  
John Smith, 1980  
**25 Adam Vinatieri, 1997**  
Gino Cappelletti, 1964

### Game

6 Gino Cappelletti vs. Denver, Oct. 4, 1964  
**5 Adam Vinatieri vs. Jacksonville, Sept. 22, 1996**  
Jason Staurovsky, vs. Indianapolis, Dec. 3, 1989

### Game (No Misses)

6 Gino Cappelletti vs. Denver, Oct. 4, 1964

### Longest Made

55 **Adam Vinatieri at St. Louis, Dec. 13, 1998**  
Matt Bahr at Miami, Nov. 12, 1995  
53 **Adam Vinatieri vs. Kansas City, Dec. 4, 2000**  
Gino Cappelletti vs. NY Jets, Nov. 28, 1965  
Jason Staurovsky vs. Seattle, Oct. 7, 1990  
**52 Adam Vinatieri vs. Buffalo, Oct. 12, 1997**  
**51 Adam Vinatieri, vs. Baltimore, Jan. 2, 2000**  
Matt Bahr vs. Denver, Oct. 8, 1995  
Charlie Gogolak vs. Miami, Oct. 17, 1971  
Gino Cappelletti vs. Denver, Nov. 20, 1964



# PATRIOTS INDIVIDUAL RECORDS

## RUSHING

### MOST ATTEMPTS

<b>Career</b> —	1,385	Sam Cunningham, 1973-79, 1981-82
	1,323	Jim Nance, 1965-71
	1,191	Tony Collins, 1981-87
	958	Curtis Martin, 1995-97
	891	John Stephens, 1988-92
	820	Don Calhoun, 1975-81

<b>Season</b> —	368	Curtis Martin, 1995
	316	Curtis Martin, 1996
	300	Leonard Russell, 1993
	299	Jim Nance, 1966
	297	John Stephens, 1988

### Game —

40	Curtis Martin vs. NYJ, Sept. 14, 1997 (199 yards)
38	Jim Nance vs. Oak., Oct. 30, 1966 (208 yds)
36	Curtis Martin vs. Buf., Oct. 23, 1995 (127 yds)
35	Curtis Martin vs. Indy, Nov. 24, 1996 (141 yds)
	Curtis Martin at NYJ, Nov. 5 1995 (166 yds)
	Michael LeBlanc vs. Buf., Oct. 11, 1987 (146 yds)
	John Stephens vs. Chi., Oct. 30, 1988 (124 yds)
34	Jim Nance vs. Buffalo, Sept. 24, 1967 (185 yds)

**Seasons Leading League** — 3 Jim Nance, 1966-67, 69

### MOST YARDAGE

<b>Career</b> —	5,453	Sam Cunningham, 1973-79, 1981-82
	5,323	Jim Nance, 1965-71
	4,647	Tony Collins, 1981-87
	3,799	Curtis Martin 1995-97
	3,391	Don Calhoun, 1975-81

<b>Season</b> —	1,487	Curtis Martin, 1995
	1,458	Jim Nance, 1966
	1,227	Craig James, 1985
	1,216	Jim Nance, 1967
	1,168	John Stephens, 1988
	1,160	Curtis Martin, 1997
	1,152	Curtis Martin, 1996
	<b>1,115 Robert Edwards, 1998</b>	
	1,088	Leonard Russell, 1993
	1,049	Tony Collins, 1983
	1,015	Sam Cunningham, 1977

### Game —

212	Tony Collins vs. NY Jets, Sept. 18, 1983 (23 att.)
208	Jim Nance vs. Oakland, Oct. 30, 1966 (38 att.)
199	Curtis Martin vs. NY Jets, Sept. 14, 1997 (40 att.)
<b>196</b>	<b>Robert Edwards at St. Louis, Dec. 13, 1998 (24 att.)</b>
185	Jim Nance vs. Buffalo, Sept. 24, 1967 (34 att.)

**Seasons Leading League** — 2 Jim Nance, 1966-67

### LONGEST RUN FROM SCRIMMAGE

85	Larry Garron vs. Buffalo, Oct. 22, 1961 (TD)
80	Carl Garrett vs. Miami, Nov. 9, 1969 (TD)
77	Robert Weathers vs. Balt., Sept. 4, 1983 (TD)
	Ron Burton at Denver, Oct. 23, 1960
75	Sam Cunningham, Oct. 20, 1974 (TD)
74	Don Calhoun at St. Louis, Sept. 10, 1978

### HIGHEST AVG. GAIN

#### Career (450 Attempts) —

4.22	Craig James, 1984-88 (585-2,469)
4.16	Carl Garrett, 1969-72 (537-2,235)
4.14	Don Calhoun, 1974-81 (820-3,391)
4.02	Jim Nance, 1965-71 (1,323-5,323)
3.97	Curtis Martin, 1995-97 (958-3,799)
3.95	Mosi Tatupu, 1978-90 (612-2,415)
3.94	Sam Cunningham, 1973-79, 81-82 (1,385-5,453)

#### Season (100 Attempts) —

5.59	Don Calhoun, 1976 (129-721)
5.45	Mosi Tatupu, 1983 (106-578)
5.04	Carl Garrett, 1969 (137-691)
4.94	Craig James, 1984 (160-790)
4.91	Horace Ivory, 1978 (141-693)

#### Game (10 Attempts) —

11.60	Larry Garron vs. Buffalo, Oct. 22, 1961 (10-116)
11.36	Sam Cunningham at Buffalo, Oct. 20, 1974 (11-125)
10.77	Larry Garron vs. Oakland, Oct. 26, 1962 (13-140)

### MOST TOUCHDOWNS

<b>Career</b> —	45	Jim Nance, 1965-71
	43	Sam Cunningham, 1973-79, 1981
	35	Steve Grogan, 1975-90
	32	Curtis Martin, 1995-97
		Tony Collins, 1981-87
	23	Don Calhoun, 1975-81

<b>Season</b> —	14	Curtis Martin, 1996
		Curtis Martin, 1995
	12	Steve Grogan, 1976
	11	Horace Ivory, 1978
		Jim Nance, 1966
	10	Tony Collins, 1983
	9	<b>Robert Edwards, 1998</b>
		Don Calhoun, 1980

<b>Game</b> —	3	Curtis Martin, vs. Miami, Nov. 3, 1996
		Mosi Tatupu at LA Rams, Dec. 11, 1983
		Tony Collins vs. NY Jets, Sept. 18, 1983
		Sam Cunningham at Buffalo, Oct. 20, 1974

#### Seasons Leading League —

1	Jim Nance, 1966
---	-----------------



# PATRIOTS INDIVIDUAL RECORDS

## PASSING

### MOST ATTEMPTS

#### Career —

<b>4,452</b>	<b>Drew Bledsoe, 1993-00</b>
3,593	Steve Grogan, 1975-90
2,413	Vito (Babe) Parilli, 1961-67
1,503	Jim Plunkett, 1971-75
1,500	Tony Eason, 1983-89

#### Season —

<b>691</b>	<b>Drew Bledsoe, 1994</b>
<b>636</b>	<b>Drew Bledsoe, 1995</b>
<b>623</b>	<b>Drew Bledsoe, 1996</b>
<b>539</b>	<b>Drew Bledsoe, 1999</b>
<b>531</b>	<b>Drew Bledsoe, 2000</b>
<b>522</b>	<b>Drew Bledsoe, 1997</b>
<b>481</b>	<b>Drew Bledsoe, 1998</b>

#### Game —

<b>70</b>	<b>Drew Bledsoe vs. Minnesota, Nov. 13, 1994*</b>
<b>60</b>	<b>Drew Bledsoe at Pittsburgh, Dec. 16, 1995</b>
59	Steve Grogan vs. New Orleans, Nov. 12, 1989
<b>56</b>	<b>Drew Bledsoe vs. Denver, Oct. 8, 1995</b>
	Marc Wilson at Pittsburgh, Dec. 17, 1989
<b>55</b>	<b>Drew Bledsoe vs. LA Raiders, Oct. 19, 1994</b>

#### Most Season's Leading the League —

<b>3</b>	<b>Drew Bledsoe, 1994-96</b>
----------	------------------------------

### MOST COMPLETIONS

#### Career —

<b>2,504</b>	<b>Drew Bledsoe, 1993-00</b>
1,879	Steve Grogan, 1975-90
1,140	Vito (Babe) Parilli, 1961-67
876	Tony Eason, 1983-89
729	Jim Plunkett, 1971-75

#### Season —

<b>400</b>	<b>Drew Bledsoe, 1994</b>
<b>373</b>	<b>Drew Bledsoe, 1996</b>
<b>323</b>	<b>Drew Bledsoe, 1995</b>
<b>314</b>	<b>Drew Bledsoe, 1997</b>
<b>312</b>	<b>Drew Bledsoe, 2000</b>
<b>305</b>	<b>Drew Bledsoe, 1999</b>

#### Game —

<b>45</b>	<b>Drew Bledsoe vs. Minnesota, Nov. 13, 1994*</b>
<b>39</b>	<b>Drew Bledsoe at Pittsburgh, Dec. 16, 1995</b>
36	Tony Eason at LA Rams, Nov. 16, 1986
34	Tom Ramsey vs. Philadelphia, Nov. 29, 1987
<b>33</b>	<b>Drew Bledsoe vs. Kansas City, Dec. 4, 2000</b>
<b>32</b>	<b>Drew Bledsoe vs. Buffalo, Oct. 27, 1996</b>
	Drew Bledsoe at Miami, Sept. 5, 1994
<b>31</b>	<b>Drew Bledsoe at Indianapolis, Dec. 12, 1999</b>
	Drew Bledsoe at New York Giants, Dec. 21, 1996

#### Most Season's Leading the League —

<b>2</b>	<b>Drew Bledsoe, 1994, 1996</b>
----------	---------------------------------

\*NFL Record

### PASSING EFFICIENCY (Pct)

#### Career (500 Attempts) —

.604	Hugh Millen, 1991-92 (612-370)
.584	Tony Eason, 1983-89 (1500-876)
<b>.562</b>	<b>Drew Bledsoe, 1993-00 (4452-2504)</b>
.523	Steve Grogan, 1975-90 (3593-1879)
.485	Jim Plunkett, 1971-75 (1503-729)
.472	Babe Parilli, 1961-67 (2413-1140)
	Butch Songin, 1960-61 (604-285)

#### Season (100 Attempts) —

.616	Tony Eason, 1986 (448-276)
.611	Hugh Millen, 1992 (203-124)
.608	Steve Grogan, 1986 (102-62)
<b>.602</b>	<b>Drew Bledsoe, 1997 (522-314)</b>
.601	Tony Eason, 1984 (431-259)
	Hugh Millen, 1991 (409-246)

#### Game (20 Attempts) —

.800	Babe Parilli vs. Miami, Oct. 15, 1967 (20-16)
.769	Hugh Millen at Miami, Nov. 10, 1991 (26-20)
.750	Tony Eason vs. Green Bay, Sept. 8, 1985 (28-21)
<b>.732</b>	<b>Drew Bledsoe vs. Miami, Nov. 3, 1996 (41-30)</b>
.727	Tony Eason vs. Buffalo, Nov. 23, 1986 (33-24)

#### Most Seasons Leading League —

<b>1</b>	<b>Vito (Babe) Parilli, 1961</b>
----------	----------------------------------

### MOST YARDAGE

#### Career —

<b>29,257</b>	<b>Drew Bledsoe, 1993-00</b>
26,886	Steve Grogan, 1975-90
16,747	Vito (Babe) Parilli, 1961-67
10,732	Tony Eason, 1983-89
9,932	Jim Plunkett, 1971-75

#### Season —

<b>4,555</b>	<b>Drew Bledsoe, 1994</b>
<b>4,086</b>	<b>Drew Bledsoe, 1996</b>
<b>3,985</b>	<b>Drew Bledsoe, 1999</b>
<b>3,706</b>	<b>Drew Bledsoe, 1997</b>
<b>3,633</b>	<b>Drew Bledsoe, 1998</b>
<b>3,507</b>	<b>Drew Bledsoe, 1995</b>
3,465	Vito (Babe) Parilli, 1964

#### Game —

<b>426</b>	<b>Drew Bledsoe vs. Minnesota, Nov. 13, 1994</b>
<b>423</b>	<b>Drew Bledsoe vs. Miami, Nov. 23, 1998</b>
<b>421</b>	<b>Drew Bledsoe at Miami, Sept. 5, 1994</b>
<b>419</b>	<b>Drew Bledsoe vs. Miami, Nov. 3, 1996</b>
414	Tony Eason vs. Seattle, Sept. 21, 1986
402	Tom Ramsey vs. Philadelphia, Nov. 29, 1987
401	Steve Grogan vs. NY Jets, Oct. 12, 1986

#### Seasons Leading League —

<b>1</b>	<b>Drew Bledsoe, 1994</b>
	Vito (Babe) Parilli, 1964



# PATRIOTS INDIVIDUAL RECORDS

## PASSING (Cont.)

### Longest Completion —

- 90t Tony Eason at Chicago, Sept. 15, 1985 (to Craig James)
- 88t Jim Plunkett vs. Baltimore, Dec. 19, 1971 (to Randy Vataha)
- 87t Tom Sherman vs. NY Jets, Oct. 27, 1968 (to Jim Whalen)
- 86t Drew Bledsoe at Pittsburgh, Dec. 6, 1998**  
(to Terry Glenn)
- 84t Drew Bledsoe vs. Miami, Nov. 3, 1996**  
(to Ben Coates)

### HAD INTERCEPTED

#### Fewest

#### Career (500 Attempts) —

- 24 Butch Songin, 1960-61
- 44 Mike Taliaferro, 1968-70
- 48 Tony Eason, 1983-89

#### Season (100 Attempts) —

- 2 Steve Grogan, 1986 (102 att.)
- 4 Scott Zolak, 1992 (100 att.)
- Steve Grogan, 1982 (122 att.)
- 5 Steve Grogan, 1985 (156 att.)
- 5 Tom Hodson, 1990 (156 att.)

#### Game (25 attempts) —

- 0 **Accomplished many times. Most recent:**  
**Drew Bledsoe at Buffalo, Dec. 17, 2000**

#### Most

#### Career (500 attempts) —

- 208 Steve Grogan, 1975-90
- 138 Babe Parilli, 1961-67
- 136 Drew Bledsoe, 1993-00**
- 87 Jim Plunkett, 1971-75

#### Season —

- 27 Drew Bledsoe, 1994**  
Babe Parilli, 1964
- 26 Babe Parilli, 1965
- 25 Jim Plunkett, 1972
- 24 Babe Parilli, 1967  
Babe Parilli, 1963
- 23 Steve Grogan, 1978

#### Game (25 attempts) —

- 6 Steve Grogan vs. San Francisco, Nov. 30, 1980
- Babe Parilli vs. Denver, Sept. 3, 1967
- 5 Drew Bledsoe at Miami, Nov. 21, 1999**  
**Drew Bledsoe at Pittsburgh, Dec. 5, 1993**  
Steve Grogan at Detroit, Oct. 10, 1976
- Steve Grogan at Baltimore, Dec. 21, 1975
- Mike Taliaferro vs. NY Jets, Oct. 27, 1968
- Babe Parilli vs. Buffalo, Sept. 11, 1965
- Babe Parilli vs. NY Jets, Oct. 31, 1964

### Lowest Percentage Season —

- 1.9 Tony Eason, 1984 (8-431)
- 2.0 Steve Grogan, 1986 (2-102)
- 2.2 Tony Eason, 1986 (10-448)
- 2.4 Drew Bledsoe, 2000 (13-531)**  
**Drew Bledsoe, 1996 (15-623)**
- 2.5 Drew Bledsoe, 1995 (16-636)

### Seasons Leading League —

#### Fewest

- 2 Vito (Babe) Parilli, 1961 (tied), 1962
- 1 Tony Eason, 1984
- Ed (Butch) Songin, 1961 (tied)

#### Most

- 1 Vito (Babe) Parilli, 1964 (tied)

### MOST TOUCHDOWNS

#### Career —

- 182 Steve Grogan, 1975-90
- 164 Drew Bledsoe, 1993-00**
- 132 Vito (Babe) Parilli, 1961-67
- 62 Jim Plunkett, 1971-75
- 60 Tony Eason, 1983-89

#### Season —

- 31 Vito (Babe) Parilli, 1964
- 28 Drew Bledsoe, 1997**
- 28 Steve Grogan, 1979
- 27 Drew Bledsoe, 1996**
- 25 Drew Bledsoe, 1994**
- 23 Tony Eason, 1984

#### Game —

- 5 Steve Grogan vs. NY Jets, Sept. 9, 1979
- Vito (Babe) Parilli at Buffalo, Nov. 15, 1964
- Vito (Babe) Parilli vs. Miami, Oct. 15, 1967
- 4 Accomplished 16 times. Most Recent:**  
**Drew Bledsoe at Denver, Oct. 1, 2000**

### Seasons Leading League —

- 1 Steve Grogan, 1979 (tied Brian Sipe of Clev.-28)
- 1 Babe Parilli, 1964



# PATRIOTS INDIVIDUAL RECORDS

## RECEIVING

### MOST RECEPTIONS

#### Career —

534	Stanley Morgan, 1977-89
490	Ben Coates, 1991-99
363	Irving Fryar, 1984-92
<b>315</b>	<b>Terry Glenn, 1996-00</b>
292	Gino Cappelletti, 1960-70

#### Season —

96	Ben Coates, 1994
<b>90</b>	<b>Terry Glenn, 1996</b>
84	Ben Coates, 1995
	Stanley Morgan, 1986
<b>83</b>	<b>Troy Brown, 2000</b>
82	Marv Cook, 1991
<b>79</b>	<b>Terry Glenn, 2000</b>

#### Game —

<b>13</b>	<b>Terry Glenn at Cleveland, Oct. 3, 1999 (214 yds)</b>
<b>12</b>	<b>Troy Brown, vs. K.C., Dec. 4, 2000 (119)</b>
	Ben Coates at Indy, Nov. 27, 1994 (119)
<b>11</b>	<b>Terry Glenn, vs. Cin., Nov. 19, 2000 (129)</b>
	<b>Kevin Faulk, vs. Tampa Bay, Sept. 3, 2000 (62)</b>
	Ben Coates at Pittsburgh, Dec. 16, 1995 (83)
	Leroy Thompson vs. Min., Nov. 13, 1994 (74)
	Tony Collins vs. Phil., Nov. 29, 1987 (100)
	Art Graham vs. K.C., Nov. 20, 1966 (134)
<b>10</b>	<b>Ben Coates vs. Buffalo, Nov. 29, 1998 (70)</b>
	Ben Coates at Indianapolis, Nov. 1, 1998 (109)
	<b>Terry Glenn vs. Miami, Nov. 3, 1996 (119)</b>
	Ben Coates vs. Min., Nov. 13, 1994 (74)
	Michael Timpson vs. Min., Nov. 13, 1994 (113)
	Tony Romeo vs. K.C., Nov. 17, 1963 (149)
	Tony Collins at LA Rams, Nov. 16, 1986 (66)
	Marv Cook vs. Houston, Sept. 22, 1991 (99)

### YARDAGE

#### Career —

10,352	Stanley Morgan, 1977-89
5,726	Irving Fryar, 1984-92
5,471	Ben Coates, 1991-99
5,001	Jim Colclough, 1960-68
4,589	Gino Cappelletti, 1960-70

#### Season —

1,491	Stanley Morgan, 1986
1,174	Ben Coates, 1994
<b>1,147</b>	<b>Terry Glenn, 1999</b>
<b>1,132</b>	<b>Terry Glenn, 1996</b>
1,029	Stanley Morgan, 1981
1,014	Irving Fryar, 1991
1,013	Harold Jackson, 1979
1,002	Stanley Morgan, 1979

#### Game —

<b>214</b>	<b>Terry Glenn at Cleveland, Oct. 3, 1999 (13 rec)</b>
<b>193</b>	<b>Terry Glenn at Pittsburgh, Dec. 6, 1998 (9)</b>
182	Stanley Morgan vs. Miami, Nov. 8, 1981 (5)
170	Stanley Morgan vs. Baltimore, Nov. 26, 1978 (5)
167	Art Graham vs. Houston, Nov. 6, 1964 (8)
165	Irving Fryar at N.Y. Jets, Oct. 4, 1992 (8)
<b>163</b>	<b>Terry Glenn vs. Green Bay, Oct. 27, 1997 (7)</b>

#### Longest Reception —

90t	Craig James at Chicago, Sept. 15, 1985 (from Tony Eason)
88t	Randy Vataha vs. Baltimore, Dec. 19, 1971 (from Jim Plunkett)
87t	Jim Whalen vs. NY Jets, Oct. 27, 1968 (from Tom Sherman)
<b>86</b>	<b>Terry Glenn at Pittsburgh, Dec. 6, 1998 (from Drew Bledsoe)</b>
84t	Ben Coates vs. Miami, Nov. 3, 1996 (from Drew Bledsoe)

### AVERAGE GAIN

#### Career (150 Minimum) —

20.3	Harold Jackson, 1978-81 (156-3,162)
19.4	Stanley Morgan, 1977-89 (534-10,352)
17.7	Jim Colclough, 1960-68 (283-5,001)
15.8	Irving Fryar, 1984-92 (363-5,726)
15.7	Gino Cappelletti, 1960-70 (292-4,589)

#### Season (35 Minimum) —

23.4	Stanley Morgan, 1981 (44-1,029)
22.8	Stanley Morgan, 1979 (44-1,002)
22.5	Harold Jackson, 1979 (45-1,013)
22.0	Stanley Morgan, 1980 (45-991)
21.7	Jim Colclough, 1962 (40-868)

#### Game (4 Minimum) —

36.4	Stanley Morgan vs. Miami, Nov. 8, 1981 (5-182)
35.5	Stanley Morgan vs. S.F., Nov. 30, 1980 (4-142)
	Jim Colclough vs. NY Jets, Oct. 6, 1962 (4-142)
35.0	Aaron Marsh vs. N.Y. Jets, Sept. 22, 1968 (4-140)
34.0	Stanley Morgan at Balt., Nov. 26, 1978 (5-170)

### TOUCHDOWNS

#### Career —

67	Stanley Morgan, 1977-89
50	Ben Coates, 1991-99
48	Gino Cappelletti, 1960-68
39	Jim Colclough, 1960-68
37	Irving Fryar, 1984-92

#### Season —

12	Stanley Morgan, 1979
10	Stanley Morgan, 1986
	Jim Colclough, 1962
9	Ben Coates, 1996
	Randy Vataha, 1971
	Gino Cappelletti, 1965
	Jim Colclough, 1960, 1961

#### Game —

3	Accomplished Seven Times. Most Recent: Ben Coates at Buffalo, Nov. 26, 1995
---	--



# PATRIOTS INDIVIDUAL RECORDS

## INTERCEPTIONS

### MOST INTERCEPTIONS

#### Career —

- 36 Raymond Clayborn, 1977-89
- 29 Ron Hall, 1961-67
- Roland James, 1980-90
- Fred Marion, 1982-91
- 28 Mike Haynes, 1976-82

#### Season —

- 11 Ron Hall, 1964
- 9 **Ty Law, 1998**
- 8 Ronnie Lippett, 1986
- Mike Haynes, 1976
- Bob Suci, 1963
- 7 Accomplished 5 times. Most recent: Maurice Hurst, 1994

#### Game —

- 3 Accomplished 6 times. Most recent: Roland James at Buffalo, Oct. 23, 1983

### RETURN YARDAGE

#### Career —

- 555 Raymond Clayborn, 1977-89
- 476 Ron Hall, 1961-67
- 457 Fred Marion, 1982-91
- 420 Ronnie Lippett 1984-91
- 393 Mike Haynes, 1976-82

#### Season —

- 277 Bob Suci, 1963
- 189 Fred Marion, 1985
- 182 Prentice McCray, 1976
- 159 Ron Hall, 1966
- 153 Don Webb, 1961

#### Game —

- 118 Prentice McCray at NY Jets, Nov. 21, 1976 (2)
- 115 Fred Marion at Seattle, Nov. 17, 1985 (2)
- 110 Bob Suci vs. Houston, Nov. 1, 1963 (2)
- 100 Jimmy Hitchcock, vs. Miami, Nov. 23, 1997 (1)
- 99 Rick Sanford at Chicago, Dec. 5, 1982 (1)

#### Longest Return —

- 100 Jimmy Hitchcock, vs. Miami, Nov. 23, 1997 (TD)
- 99 Rick Sanford at Chicago, Dec. 5, 1982 (TD)
- 98 Bob Suci vs. Houston, Nov. 1, 1963 (TD)
- 87 Ron Hall vs. Denver, Sept. 18, 1966
- 85 Raymond Clayborn at Clev., Oct. 7, 1984 (TD)
- 83 Fred Marion at Seattle, Nov. 17, 1985 (TD)

### TOUCHDOWNS

#### Career —

- 3 **Ty Law, 1995-99**
- 2 Ronnie Lippett, 1983-91
- Prentice McCray, 1974-80
- Don Webb, 1961-62, 64-71
- John Charles, 1967-69
- Bob Suci, 1963

#### Season —

- 2 Ronnie Lippett, 1987
- Prentice McCray, 1976
- Bob Suci, 1963
- Don Webb, 1961

#### Game

- 2 Prentice McCray at NY Jets, Nov. 21, 1976

## PUNTING

### MOST PUNTS

#### Career —

- 468 Rich Camarillo, 1981-87
- 377 Tom Yewcic, 1961-67
- 243 Tom Janik, 1969-71
- 222 Mike Patrick, 1975-78
- 215 Tom Tupa, 1996-98

#### Season —

- 103 Shawn McCarthy, 1992
- 92 Rich Camarillo, 1985
- 91 Jeff Feagles, 1988
- 90 **Lee Johnson, 1999**
- Brian Hansen, 1990
- 89 **Lee Johnson, 2000**
- Rich Camarillo, 1986

#### Game —

- 11 Shawn McCarthy, vs. New Orleans, Nov. 8, 1992
- Rich Camarillo at Chicago, Sept. 15, 1985
- Rich Camarillo at Dallas, Nov. 22, 1984
- Jim Fraser vs. NY Jets, Oct. 2, 1966
- 10 **Lee Johnson, at Arizona, Oct. 31, 1999**
- Shawn McCarthy, vs. Indy, Dec. 6, 1992
- Tom Greene vs. Houston, Dec. 18, 1960
- Tom Yewcic vs. Buffalo, Dec. 1, 1963
- Tom Yewcic vs. Buffalo, Nov. 15, 1964
- Bob Scarpitto vs. Oakland, Oct. 6, 1968
- Brian Hansen vs. Indianapolis, Nov. 11, 1990

### YARDAGE

#### Career —

- 19,922 Rich Camarillo, 1981-87
- 14,553 Tom Yewcic, 1961-67
- 9,602 Tom Tupa, 1996-98
- 9,516 Tom Janik, 1969-71
- 8,481 Mike Patrick, 1975-78

#### Season —

- 4,212 Shawn McCarthy, 1992
- 3,953 Rich Camarillo, 1985
- 3,798 Lee Johnson, 2000**
- 3,752 Brian Hansen, 1990
- 3,746 Rich Camarillo, 1986
- 3,735 Lee Johnson, 1999**

#### Game —

- 514 Rich Camarillo at Chicago, Sept. 15, 1985 (11)
- 479 Rich Camarillo at Dallas, Nov. 22, 1984 (11)
- 436 Bob Scarpitto vs. Oakland, Oct. 6, 1968 (10)
- 426 Rich Camarillo at Oakland, Nov. 1, 1981 (9)
- 417 Tom Yewcic at Buffalo, Nov. 15, 1964 (10)

#### Longest Punt —

- 93 Shawn McCarthy at Buffalo, Nov. 3, 1991
- 89 Luke Prestridge vs. Miami, Oct. 21, 1984
- 87 Bob Scarpitto at Denver, Sept. 29, 1968
- 82 Luke Prestridge vs. NY Jets, Oct. 28, 1984
- 76 Rich Camarillo vs. N.Y. Jets, Sept. 19, 1982



# PATRIOTS INDIVIDUAL RECORDS

## PUNTING (Cont.)

### HIGHEST AVERAGE YARDAGE

#### Career (100 Punts Min.) —

- 44.7 Tom Tupa, 1996-98 (215)
- 42.6 Rich Camarillo, 1981-87 (468)
- 42.1 Lee Johnson, 1999-00 (179)**
- 40.0 Terry Swanson, 1967-68 (127)
- 39.8 Shawn McCarthy, 1991-92 (172)
- 38.6 Tom Yewcic, 1961-67 (377)

#### Season (Qualifiers) —

- 45.8 Tom Tupa, 1997
- 44.6 Rich Camarillo, 1983
- 44.5 Tom Tupa, 1998

### Season (Qualifiers) continued —

- 43.7 Rich Camarillo, 1982
- 43.5 Tom Tupa, 1996
- 42.9 Rich Camarillo, 1985

### Game (4 Punts Min.) —

- 55.6 Tom Tupa, at Indianapolis, Sept. 7, 1997 (5)
- 54.3 Pat O'Neill at Detroit, Sept. 25, 1994 (4)
- 51.9 Tom Tupa, at Denver, Oct. 6, 1997 (7)
- 51.3 Tom Tupa, vs. San Diego, Aug. 31, 1997 (4)
- 51.2 Tom Tupa, vs. Indianapolis, Nov. 30, 1997 (5)
- Shawn McCarthy at Buffalo, Nov. 3, 1991 (5)

## PUNT RETURNS

### MOST

#### Career —

- 206 Irving Fryar, 1984-91
- 143 Troy Brown, 1993-00**
- 142 David Meggett, 1995-97
- 111 Mike Haynes, 1976-80
- 92 Stanley Morgan, 1977-89

#### Season —

- 52 David Meggett, 1996
- 45 David Meggett, 1997
- David Meggett, 1995
- Mike Haynes, 1976
- 39 Troy Brown, 2000**
- 38 **Troy Brown, 1999**
- Irving Fryar, 1988
- Ricky Smith, 1983

#### Game —

- 10 Ronnie Harris at Pittsburgh, Dec. 5, 1993
- 7 David Meggett vs. NY Jets, Dec. 10, 1995
- Ray Crittenden vs. Green Bay, Nov. 2, 1994
- Irving Fryar at Dallas, Nov. 22, 1984
- 6 Accomplished Seven Times, Most Recent: David Meggett vs. San Diego, Aug. 31, 1997

### Most Seasons Leading League —

- 1 Irving Fryar, 1985
- Ron Burton, 1962
- Fred Bruney, 1961

### MOST YARDAGE

#### Career —

- 2,055 Irving Fryar, 1984-91
- 1,560 Troy Brown, 1993-00**
- 1,443 David Meggett, 1995-97
- 1,159 Mike Haynes, 1976-81
- 960 Stanley Morgan, 1977-1989

#### Season —

- 608 Mike Haynes, 1976
- 588 David Meggett, 1996
- 520 Irving Fryar, 1985
- 517 Mack Herron, 1974
- 504 Troy Brown, 2000**

#### Game —

- 156 Mike Haynes vs. Buffalo, Nov. 7, 1976
- 133 Stanley Morgan vs. Buffalo, Nov. 20, 1977
- 133 Irving Fryar at Buffalo, Sept. 22, 1985
- 126 Billy Johnson vs. Houston, Nov. 5, 1967

### LONGEST PUNT RETURN

- 89 Mike Haynes vs. Buffalo, Nov. 7, 1976 (TD)
- 85 Irving Fryar at Buffalo, Sept. 22, 1985 (TD)
- 80 Stanley Morgan vs. Balt., Nov. 18, 1979 (TD)
- 77 Irving Fryar vs. Indianapolis, Nov. 10, 1985 (TD)
- 75 Roland James vs. NY Jets, Nov. 2, 1980

### HIGHEST AVG. YARDAGE

#### Career (20 Returns) —

- 12.0 Mack Herron, 1973-75 (74-888)
- 11.3 Carl Garrett, 1969-72 (43-487)
- 10.9 Troy Brown, 1993-00 (143-1560)**
- 10.4 Mike Haynes, 1976-81 (111-1159)
- Stanley Morgan, 1977-89 (92-960)
- 10.2 David Meggett, 1995-97 (142-1443)
- 10.0 Irving Fryar, 1984-92 (206-2055)

### Season (Qualifiers) —

- 14.8 Mack Herron, 1974
- 14.1 Irving Fryar, 1985
- 13.5 Mike Haynes, 1976
- 12.9 Troy Brown, 2000**
- 10.8 Mack Herron, 1973
- 10.7 Troy Brown, 1999**

### Game (3 Returns) —

- 39.0 Mike Haynes vs. Buffalo, Nov. 7, 1976 (4)
- 35.7 Ricky Smith vs. Baltimore, Sept. 4, 1981 (3)

### TOUCHDOWNS

#### Career —

- 3 Irving Fryar, 1984-91
- 2 Mike Haynes, 1976-81

#### Season —

- 2 Irving Fryar, 1985
- Mike Haynes, 1976

#### Game —

- 1 **Troy Brown, vs. Tampa Bay, Sept. 3, 2000**
- David Meggett at NY Giants, Dec. 21, 1996
- Irving Fryar vs. Atlanta, Nov. 2, 1986
- Irving Fryar vs. Indianapolis, Nov. 10, 1985
- Irving Fryar at Buffalo, Sept. 22, 1985
- Roland James vs. NY Jets, Nov. 2, 1980
- Stanley Morgan vs. Baltimore, Nov. 18, 1979
- Mike Haynes vs. Denver, Nov. 28, 1976
- Mike Haynes vs. Buffalo, Nov. 7, 1976



# PATRIOTS INDIVIDUAL RECORDS

## KICKOFF RETURNS

### MOST

#### Career —

- 107 Stephen Starring, 1983-87
- 105 David Meggett, 1995-97
- 92 Carl Garrett, 1969-72
- 89 Larry Garron, 1960-68
- 88 Sammy Martin, 1988-91
- 86 Troy Brown, 1993-00**

#### Season —

- 48 Stephen Starring, 1985
- 45 Derrick Cullors, 1998
- 42 Ricky Smith, 1983
- 41 Mack Herron, 1973
- 39 **Kevin Faulk, 1999**
- Tony Collins, 1981
- 38 **Kevin Faulk, 2000**
- David Meggett, 1995

#### Game —

- 8 Willie Porter vs. NY Jets, Sept. 22, 1968
- 6 By many players, Most recent:  
**Kevin Faulk at Det. Nov. 23, 2000**

### Most Seasons Leading League —

- 1 Jon Vaughn, 28.2 (20-564), 1992
- Horace Ivory, 27.6 (36-992), 1980
- Raymond Clayborn, 31.0 (28-869), 1977

### YARDAGE

#### Career —

- 2,561 David Meggett, 1995-97
- 2,299 Larry Garron, 1960-68
- 2,259 Stephen Starring, 1983-87
- 2,251 Carl Garrett, 1969-72
- 2,012 Sammy Martin, 1988-91
- 1,849 Troy Brown, 1993-00**

#### Season —

- 1,092 Mack Herron, 1973
- 1,085 Derrick Cullors, 1998
- 1,012 Stephen Starring, 1985
- 992 Horace Ivory, 1980
- 964 David Meggett, 1995

#### Game —

- 206 Allen Carter at Baltimore, Dec. 21, 1975
- 175 Carl Garrett vs. Buffalo, Oct. 11, 1969

### LONGEST

- 101 Raymond Clayborn at Balt., Dec. 18, 1977 (TD)
- 100 Jon Vaughn at Cincinnati, Dec. 20, 1992 (TD)
- Raymond Clayborn at NYJ, Oct. 2, 1977 (TD)
- 99 Allen Carter at Baltimore, Dec. 21, 1975 (TD)
- Jon Vaughn at Phoenix, Sept. 29, 1991 (TD)
- 98 Ricky Smith vs. NY Jets, Sept. 19, 1982 (TD)
- Horace Ivory at Baltimore, Oct. 19, 1980 (TD)

### HIGHEST AVG. YARDAGE

#### Career (20 Returns) —

- 27.2 Allen Carter, 1975-76 (33-898)
- 26.9 Raymond Clayborn, 1977-89 (57-1,538)
- 26.5 Horace Ivory, 1978-81 (45-1,191)
- 25.8 Larry Garron, 1960-67 (89-2,299)
- 25.3 Mack Herron, 1973-75 (71-1,796)

#### Season (Qualifiers) —

- 31.0 Raymond Clayborn, 1977
- 28.5 Larry Garron, 1962
- 28.4 Jess Phillips, 1976
- 28.3 Carl Garrett, 1969
- 28.2 Jon Vaughn, 1992

### Game (3 Returns) —

- 49.3 Ron Burton vs. Dallas Texans, Nov. 3, 1961 (3)
- 47.0 Horace Ivory at Baltimore, Oct. 19, 1980 (3)

### TOUCHDOWNS

#### Career —

- 3 Raymond Clayborn, 1977-89
- 2 Jon Vaughn, 1991-92
- Larry Garron, 1960-68

#### Season —

- 3 Raymond Clayborn, 1977

#### Game —

- 1 Accomplished 14 times. Most recent:  
Derrick Cullors at Buf. Nov. 9, 1997, (86 yd. TD)

## FUMBLES

### MOST

#### Career —

- 77 Steve Grogan, 1975-90
- 66 Drew Bledsoe, 1993-00**
- 49 Sam Cunningham, 1973-79, 1981
- 42 Vito (Babe) Parilli, 1961-67

#### Season —

- 12 Steve Grogan, 1979
- Sam Cunningham, 1975
- Mack Herron, 1974
- 11 Drew Bledsoe, 1995**

#### Game —

- 4 Vito (Babe) Parilli vs. Denver, Nov. 6, 1966
- 3 Accomplished 10 times. Most recent:  
**Drew Bledsoe at Cleveland, Nov. 12, 2000**

### MOST OWN RECOVERIES

#### Career —

- 31 Steve Grogan, 1975-90
- 26 Drew Bledsoe, 1993-00**
- 19 Vito (Babe) Parilli, 1961-67

#### Season —

- 6 **Drew Bledsoe, 1999**
- Steve Grogan, 1987
- Vito (Babe) Parilli, 1963
- Ricky Smith, 1984
- 5 Vito (Babe) Parilli, 1964

#### Game —

- 2 Accomplished 9 times. Most recent:  
Steve Grogan vs. Miami, Sept. 13, 1987



# PATRIOTS INDIVIDUAL RECORDS

## FUMBLES (Cont.)

### MOST OPPONENT RECOVERIES

#### Career —

- 17 Steve Nelson, 1974-87
- Andre Tippett, 1982-88, 90-93
- 15 Jim Hunt, 1960-70
- 14 Raymond Hamilton, 1973-80
- 13 Bob Dee, 1960-67

#### Season —

- 5 Bob Dee, 1961
- 4 Andre Tippett, 1993
- Brent Williams, 1986
- Steve Nelson, 1978
- John Sanders, 1975
- Larry Eisenhauer, 1964
- Jack Rudolph, 1960

- Game —**
- 3 Steve Nelson vs. Philadelphia, Oct. 8, 1978
  - 2 By 20 players. Most recent:  
Johnny Rember at NY Jets, Nov. 13, 1988

### MOST RETURN YARDAGE

#### Career —

- 82 Don Webb, 1961-71
- 67 Jim Hunt, 1960-70

#### Career —

- 100.0 Andre Tippett, 1982-88, 90-93
- 79.5 Julius Adams, 1971-77, 79, 85, 87
- 72.5 Tony McGee, 1974-81
- 54.0 Ray Hamilton, 1973-81
- 50.5 Chris Slade, 1993-00

#### Season —

- 18.5 Andre Tippett, 1984
- 16.5 Andre Tippett, 1985
- 12.5 Andre Tippett, 1987
- 12.0 Tony McGee, 1978
- 12.0 Tony McGee, 1979

#### Rookie Season —

- 10.5 Garin Veris, 1985
- 9.0 Chris Slade, 1993

\*Sacks have only been an official NFL statistic since 1982. Sack totals shown here reflect all-time Patriots totals.

#### Season —

- 54 Brent Williams, 1986
- 53 Chad Eaton, 1999
- 52 Chuck Shonta, 1960

#### Game —

- 52 Chuck Shonta vs. NY Titans, Sept. 17, 1960 (1-opp)
- 51 Jim Hunt vs. Houston, Dec. 15, 1968 (1-opp)

### LONGEST RETURN

- 52 Chuck Shonta vs. NY Titans, Sept. 17, 1960 (TD)
- 51 Jim Hunt vs. Houston, Dec. 15, 1968

### TOUCHDOWNS

#### Own Fumbles Recovered For TD —

- 1 Eight players. Most recent:  
John Stephens vs. Cincinnati, Oct. 16, 1988  
(Recovered Robert Perryman fumble in the end zone)

#### Opponents' Fumbles Recovered For TD —

- 1 Accomplished many times.  
Most recent: Chad Eaton  
vs. Baltimore, Jan. 2, 2000  
(Returned 23 yards for a touchdown)

## SACKS \*

### Career Sack Leaders

Player	Sacks	Career Years
1. Andre Tippett	100.0	1982-88, 90-93
2. Julius Adams	79.5	1971-77, 79-85, 87
3. Tony McGee	72.5	1974-81
4. Ray Hamilton	54.0	1973-81
5. Chris Slade	50.5	1993-00
6. Willie McGinest	45.5	1994-00
Larry Eisenhauer	45.5	1961-69
8. Brent Williams	43.5	1986-93
9. Houston Antwine	39.0	1961-71
10. Garin Veris	36.0	1985-88, 90-91
11. Richard Bishop	32.5	1976-81
12. Don Blackmon	29.5	1981-87
13. Jim Lee Hunt	29.0	1960-71
14. Bob Dee	27.5	1960-67
15. Rod Shoate	22.5	1975-81
16. Henry Thomas	21.0	1997-00
17. Steve Nelson	20.0	1974-81
18. Mel Lunsford	19.5	1973-80
19. Nick Buoniconti	18.0	1962-68
20. Vincent Brown	16.5	1988-95
21. Ken Sims	16.0	1982-89
22. Toby Williams	15.5	1983-88
23. Tom Addison	15.0	1960-70
24. Jack Rudolph	14.5	1960-65
25. Ron Berger	14.0	1969-72



# PATRIOTS TEAM RECORDS

Note: Number of games per season: 1960-1977 (14); 1978-81 (16); 1982 (9); 1983-86 (16); 1987 (15), and 1988-99 (16).

**bold** = record set in 2000

## VICTORIES

### MOST

#### Season—

- 11 1996, 1986, 1985, 1978,  
1976
- 10 1997, 1994, 1964, 1980

### FEWEST

#### Season—

- 1 1990
- 2 1992, 1981, 1970

## OFFENSIVE SCORING

### MOST POINTS SCORED

#### Season (Points)—

- 441 1980
- 418 1996
- 413 1961
- 412 1986
- 411 1979

#### Season (Average)—

- 29.5 1961
- 27.6 1980
- 26.8 1976
- 26.1 1996
- 26.0 1964

#### Game—

- 56 vs. NY Jets, Sept. 9, 1979
- 55 vs. NY Jets, Oct. 29, 1978
- 52 vs. Buffalo, Oct. 22, 1961
- 50 at Indy, Nov. 18, 1984
- 48 vs. Oakland, Oct. 3, 1976

#### Quarter—

- 1st: 21 vs. NY J, Oct. 29, 1978
- 21 at Miami, Dec. 15, 1974
- 2nd: 27 vs. Balt., Nov. 18, 1979
- 3rd: 22 vs. Dallas Texans,  
Nov. 18, 1960
- 4th: 27 vs. Balt., Nov. 23, 1980

### FEWEST POINTS SCORED

#### Season—

- 149 1970
- 181 1990
- 192 1972
- 205 1992
- 229 1968

#### Game—

- 0 18 Times: Most recent:  
NY Jets 6, at Patriots 0  
Nov. 28, 1993

### MOST POINTS SCORED, BOTH TEAMS

#### Game—

- 86 at NE 43, Oakland 43 (tie), Oct. 16, 1964
- 84 NE 46, at Balt. 38, Oct. 6, 1996
- 78 NYJ 47, at NE 31, Sept. 22, 1968
- 76 at Buffalo 55, NE 31, Nov. 23, 1975
- at NE 55, NYJ 21, Oct. 29, 1978

### FEWEST POINTS SCORED, BOTH TEAMS

#### Game—

- 3 at Patriots 3, Miami 0,  
Dec. 12, 1982
- 6 NY Jets 6, at Patriots 0,  
Nov. 26, 1993
- Indy 6, at Patriots 0,  
Dec. 6, 1992
- 7 Houston 7, at Patriots 0,  
Sept. 21, 1975
- 9 at Patriots 7, Cincinnati 2,  
Dec. 12, 1993
- Patriots 6, at Miami 3,  
Nov. 20, 1988
- Patriots 6, at NY Jets 3,  
Dec. 15, 1991

### GREATEST MARGIN OF VICTORY

#### Game—

- 53 at Patriots 56, NY Jets 3,  
Sept. 9, 1979
- 42 at Patriots 45, Houston 3,  
Nov. 1, 1963
- 41 Patriots 41, at S.D. 0,  
Dec. 17, 1961
- 39 at Patriots 42, Baltimore 3,  
Oct. 6, 1974
- 38 Patriots 45, at S.D. 7,  
Dec. 1, 1996
- at Patriots 38, Indy 0,  
Dec. 26, 1993

### GREATEST MARGIN OF DEFEAT

#### Game—

- 52 at Miami 52, Patriots 0,  
Nov. 12, 1972
- 42 at G.B. (Mil.) 45, Patriots 3,  
Oct. 9, 1988
- 38 at NY Jets 45, Patriots 7,  
Sept. 26, 1993

### GREATEST MARGIN OF DEFEAT

#### Game—(continued)

- at Cincinnati 45, Patriots 7,  
Dec. 20, 1970
- at Miami 41, Patriots 3,  
Oct. 17, 1971
- 36 Chicago 46, Patriots 10,  
Jan. 26, 1986 (Super Bowl XX)

### MOST TOUCHDOWNS

#### Season—

- 52 1961, 1980
- 49 1979
- 48 1976
- 46 1979
- 45 1986

#### Game—

- 8 vs. NY Jets, Sept. 9, 1979
- vs. NY Jets, Oct. 29, 1978
- 7 vs. Oakland, Oct. 3, 1976
- vs. Buffalo, Oct. 22, 1961
- 6 12 times: Most recent:  
at S.D., Dec. 1, 1996

### FEWEST TOUCHDOWNS

#### Season—

- 17 1982 (9 games)
- 18 1970
- 19 1990
- 22 1991
- 24 1972

### MOST POINTS AFTER TOUCHDOWNS

#### Season—

- 51 1980
- 48 1961
- 46 1979
- 44 1986
- 42 1974, 1976, 1984

### FEWEST POINTS AFTER TOUCHDOWNS

#### Season—

- 15 1982 (9 games)
- 17 1970
- 19 1990, 1991
- 22 1992



# PATRIOTS TEAM RECORDS

## OFFENSIVE SCORING (Cont.)

### MOST FGS ATTEMPTED

#### Season—

- 41 1986
- 40 1989
- 39 1998, 1964
- 38 1963
- 37 1962

#### Game—

- 7 vs. Indy Dec. 3, 1989
- at Cin., Nov. 16, 1969
- at Buffalo, Sept. 24, 1967
- at S.D., Sept. 20, 1964
- 6 vs. Jack., Sept. 22, 1996
- vs. Denver, Oct. 4, 1964

### FEWEST FGS ATTEMPTED

#### Season—

- 13 1982 (9 games)
- 16 1972
- 17 1975, 1992
- 21 1971, 1977
- 22 1970, 1974, 1983,

### MOST FGS MADE

#### Season—

- 32 1986
- 31 1998
- 30 1989
- 27 **2000**, 1994
- 26 1999, 1980

#### Game—

- 6 at Denver, Oct. 4, 1964
- 5 vs. Jack., Sept. 22, 1996

### FEWEST FGS MADE

#### Season—

- 8 1982 (9 games), 1972, 1970, 1960
- 9 1983, 1975
- 11 1992

### LONGEST DRIVES

#### Most Plays—

- 18 at Indianapolis, Oct. 22, 2000
- 18-89, 8:43, TD
- 18 Buffalo, Dec. 13, 1981, 18-64, 12:55, FG

## FIRST DOWNS

### MOST TOTAL

#### Season—

- 348 1994
- 339 1996
- 335 1995, 1989
- 328 1981
- 322 1978

#### Game—

- 31 vs. Kansas City, Oct. 11, 1998
- vs. Phila., Nov. 29, 1987
- at Houston, Dec. 11, 1966
- 30 vs. NY Jets, Sept. 9, 1979
- at Indianapolis, Oct. 29, 1989

### FEWEST TOTAL

#### Season—

- 146 1982 (9 games)
- 166 1969
- 181 1968
- 184 1970
- 190 1971

#### Game—

- 3 vs. Wash., Dec. 15, 1990
- 5 vs. Miami, Dec. 12, 1982
- at NY Jets, Nov. 22, 1970
- 6 at K.C., Oct. 11, 1970
- at Phil., Nov. 4, 1990
- vs. N. O., Nov. 8, 1992

### MOST RUSHING

#### Season—

- 181 1978
- 150 1976
- 139 1980
- 132 1977, 1979
- 130 1983

#### Game—

- 21 vs. Denver, Nov. 28, 1976
- 18 vs. NY Jets, Oct. 18, 1976
- 17 at Buffalo, Nov. 5, 1978
- vs. Buffalo, Dec. 10, 1978

### FEWEST RUSHING

#### Season—

- 55 1965
- 63 1970
- 64 1969
- 65 1990
- 66 1964

#### Game—

- 0 at N.O., Nov. 30, 1986
- at Buffalo, Oct. 26, 1980
- at NY Jets, Nov. 22, 1970
- 1 18 times. Most recent:
- at Chicago, Dec. 10, 2000**

### MOST PASSING

#### Season—

- 243 1994
- 207 1995
- 206 1996
- 202 1986
- 186 1984

#### Game—

- 22 at Cin., Sept. 18, 1994
- vs. Min., Nov. 13, 1994
- 21 vs. Phila., Nov. 29, 1987
- 20 at Miami, Sept. 4, 1994
- at Indy, Nov. 18, 1984
- at Houston, Nov. 10, 1980
- vs. Oak., Oct. 16, 1964

### FEWEST PASSING

#### Season—

- 63 1982 (nine games)
- 87 1969, 1989
- 94 1971, 1968
- 95 1976
- 98 1970

#### Game—

- 0 vs. Miami, Dec. 8, 1968
- at T.B., Dec. 12, 1976
- 1 vs. N.O., Dec. 4, 1983
- vs. Miami, Dec. 12, 1982

### MOST PENALTY

#### Season—

- 35 1986
- 34 1989
- 31 2000
- 30 1993
- 29 1965

#### Game—

- 7 at Houston, Sept. 19, 1965
- 6 vs. Kansas City, Oct. 11, 1998
- 5 Seven times. Most Recent:
- vs. Miami Nov. 3, 1996

### FEWEST PENALTY

#### Season—

- 9 1982 (nine games)
- 11 1971, 1991
- 14 1977
- 15 1969, 1976, 1985

#### Game—

- 0 Many times. Most recent:
- at Miami, Sept. 24, 2000**



# PATRIOTS TEAM RECORDS

## TOTAL NET YARDS

### MOST

#### Season—

5,965 1978  
5,776 1994  
5,623 1981  
5,499 1985  
5,470 1979  
5,457 1995

#### Game—

597 vs. NY Jets, Sept. 9, 1979  
529 vs. NY Jets, Oct. 29, 1978  
526 vs. Hou., Dec. 18, 1965  
506 vs. Seattle, Sept. 21, 1986  
500 vs. Oakland, Oct. 16, 1964

### FEWEST

#### Season—

2,626 1970  
2,633 1982 (9 games)  
3,127 1968  
3,419 1969  
3,556 1971

#### Game—

57 vs. NYJ, Sept. 19, 1982  
(61r, -4p)  
74 vs. Oakland, Oct. 22, 1967  
(34r, 40p)  
80 at NY Jets, Nov. 20, 1970  
(23r, 57p)  
92 at Denver, Nov. 11, 1979  
(58r, 34p)  
100 vs. K.C., Sept. 21, 1969  
(43r, 57p)

## RUSHING

### MOST ATTEMPTS

#### Season—

671 1978  
603 1977  
591 1976  
588 1980, 1988  
565 1985

#### Game—

62 vs. Denver, Nov. 28, 1976  
(332 yds.)  
60 at Seattle, Dec. 19, 1982  
(249 yds.)  
58 vs. Indy, Dec. 26, 1993  
(257 yds.)  
55 Four times, Most recent:  
vs. Seattle, Dec. 4, 1988  
(171 yds.)  
54 at Buffalo, Nov. 20, 1977  
(256 yds.)  
vs. Chicago, Oct. 30, 1988  
(185 yds.)

### FEWEST ATTEMPTS

#### Season—

324 1982 (9 games)  
334 1970  
363 1960  
367 1969  
386 1972

#### Game—

9 vs. Denver, Nov. 17, 1996  
(17 yards)  
10 vs. NY Jets, Oct. 12, 1986 (17)  
11 vs. Wash., Sept. 23, 1984 (17)  
vs. Buf, Dec. 20, 1964 (33)  
12 at Chi., Dec. 10, 2000 (38)  
vs. Minn., Nov. 13, 1994 (42)  
at K.C., Oct. 3, 1965 (32)  
13 at NY Jets, Sept. 26, 1993 (31)  
vs. K.C., Dec. 2, 1990 (64)  
vs. Miami, Sept. 17, 1989 (43)

### MOST YARDS

#### Season—

3,165 1978  
2,948 1976  
2,605 1983  
2,331 1985  
2,303 1977

#### Game—

332 vs. Denver, Nov. 28, 1976  
330 vs. NYJ, Oct. 18, 1976  
328 vs. NYJ, Sept. 18, 1983  
281 vs. Oakland, Oct. 30, 1966  
vs. Cin., Dec. 22, 1985  
279 at Buffalo, Nov. 5, 1978

### FEWEST YARDS

#### Season—

1,040 1970  
1,117 1965  
1,347 1982  
1,332 1994  
1,361 1964

#### Game—

2 at N.O., Nov. 30, 1986  
(18 attempts)  
17 vs. Denver, Nov. 17, 1996  
(9 att.)  
vs. NY Jets, Oct. 12, 1986  
(10 att)  
vs. Wash., Sept. 23, 1984  
(11 att)  
at LA Chargers, Oct. 28,  
1960 (24 att)  
18 at Miami, Oct. 18, 1992  
(18 att)  
22 vs. NYJ, Nov. 14, 1965  
(23 att)

### MOST TOUCHDOWNS

#### Season—

30 1978  
24 1976  
23 1981  
21 1974  
19 1983, 1980

#### Game—

4 Accomplished 6 times.  
Most recent:  
vs. S.D., Oct. 16, 1983

### FEWEST TOUCHDOWNS

#### Season—

3 1982 (9 games)  
4 1990  
6 1997, 1992  
7 1971  
8 1968, 1965



# PATRIOTS TEAM RECORDS

## PASSING

### MOST ATTEMPTS

**Season—**  
 699 1994  
 686 1995  
 628 1996  
 610 1989  
**565 2000**  
 557 1986

### Game—

70 vs. Minn., Nov. 13, 1994  
 60 at Pitt., Dec. 16, 1995  
 59 vs. Denver, Oct. 8, 1995  
 vs. N.O., Nov. 12, 1989  
 56 at Pitt., Dec. 17, 1989  
 55 vs. LA Raid., Oct. 9, 1994

### FEWEST ATTEMPTS

**Season—**  
 187 1982 (9 games)  
 305 1977  
 309 1976  
 330 1971  
 338 1969

### Game—

5 vs. Miami, Dec. 12, 1982  
 (2 comps.)  
 9 vs. Miami, Nov. 9, 1969  
 (2 comps.)  
 10 Three times, Most recent:  
 vs. Seattle, Dec. 4, 1988  
 (5 comps.)  
 11 vs. Indy, Dec. 26, 1993  
 (9 comps.)  
 vs. Oakland, Oct. 30, 1966  
 (4 comps.)  
 12 vs. Buffalo, Oct. 20, 1968  
 (4 comps.)

### MOST COMPLETIONS

**Season—**  
 405 1994  
 374 1996  
 351 1995  
 340 1986  
**328 2000**  
 321 1997

### Game—

45 vs. Minn., Nov. 13, 1994  
 39 at Pitt., Dec. 16, 1995  
 36 at LA Rams, Nov. 16, 1986  
 34 vs. Phil., Nov. 29, 1987  
 33 vs. K.C., Dec. 4, 2000  
 32 vs. Buf., Oct. 27, 1996  
 at Miami, Sept. 4, 1994

### FEWEST COMPLETIONS

**Season—**  
 93 1982 (9 games)  
 146 1976  
 159 1971  
 160 1977, 1968  
 162 1969

### Game—

2 vs. Mia., Nov. 9, 1969  
 (9 att.)  
 vs. Miami, Dec. 12, 1982  
 (5 att.)  
 3 vs. N.O., Dec. 4, 1983  
 (10 att.)  
 4 Four times, Most recent:  
 vs. Buffalo, Oct. 11, 1987  
 5 Seven times, Most recent:  
 at Buffalo, Oct. 23, 1988  
 6 Seven times, Most recent:  
 vs. NYJ, Sept. 19, 1982

### MOST NET YARDS

**Season—**  
 4,444 1994  
 3,954 1986  
 3,901 1996  
 3,660 1997  
 3,636 1999  
 3,591 1995

### Game—

426 vs. Minn., Nov. 13, 1994  
 421 at Miami, Sept. 4, 1994  
 414 vs. Miami, Nov. 23, 1998  
 409 vs. Miami, Nov. 3, 1996  
 405 vs. Oakland, Oct. 16, 1964

### FEWEST NET YARDS

**Season—**  
 1347 1982 (9 games)  
 1586 1970  
 1746 1976  
 1765 1968  
 1887 1971

### Game—

4 vs. NY J, Sept. 19, 1982  
 13 vs. Miami, Dec. 12, 1982  
 15 at Atlanta, Nov. 29, 1992  
 16 vs. N.O., Dec. 4, 1983  
 at Miami, Dec. 8, 1968

### MOST TOUCHDOWNS

**Season—**  
 31 1997, 1964  
 30 1979  
 29 1986, 1961  
 27 1996, 1980  
 26 1984

### Game—

6 vs. NY Jets, Sept. 9, 1979  
 5 Many times, Most recent:  
 at Buffalo, Nov. 15, 1964

### FEWEST TOUCHDOWNS

**Season—**  
 7 1970  
 10 1972  
 11 1991  
 12 1988, 1982  
 13 1992, 1973

### MOST HAD INTERCEPTED

**Season—**  
 34 1981  
 33 1968  
 32 1967  
 29 1965, 1963  
 28 1988, 1975, 1972, 1970

### Game—

6 at Denver, Sept. 3, 1967  
 vs. Buffalo, Dec. 9, 1967  
 at K.C., Oct. 11, 1970  
 at S.F., Nov. 30, 1980

### FEWEST HAD INTERCEPTED

**Season—**  
 9 1982 (9 games)  
 13 1986, 1962  
 14 1984  
 15 2000, 1997, 1996  
 16 1995, 1991

### SACKS ALLOWED, MOST (ALLOWED BY N.E. OFFENSE)

**Season—**  
 66 1984 (454 yards)  
 65 1992 (458 yards)  
 63 1991 (436 yards)  
 58 1990 (443 yards)  
 56 1999 (349 yards)

### Game—

10 at Dallas, Nov. 22, 1984  
 (57 yds)

### SACKS ALLOWED, FEWEST (ALLOWED BY N.E. OFFENSE)

**Season—**  
 14 1977 (155 yards)  
 15 1982 (9 games-134 yds)  
 19 1976 (164 yds)  
 21 1974 (174 yds)  
 22 1994 (139 yds)  
 23 1993 (127 yds),  
 1988 (160 yds),  
 1962 (164 yds)

### Game—

0 Accomplished many times,  
 Most recent: **at Indianapolis,  
 Oct. 22, 2000**



# PATRIOTS TEAM RECORDS

## PUNTING

### MOST PUNTS

#### Season—

103 1992  
96 1968  
92 1990, 1986, 1985, 1984  
91 1988  
90 **2000**, 1999

#### Game—

11 Four times, Most recent:  
vs. N.O., Nov. 8, 1992  
10 Seven times, Most recent:  
at Arizona, Oct. 31, 1999

### FEWEST PUNTS

#### Season—

49 1982 (9 games)  
61 1973, 1978  
63 1980  
64 1961  
65 1967

#### Game—

0 3 times, Most recent:  
vs. Hou., Nov. 12, 1978  
1 11 times, Most recent:  
at N.Y. Jets, Nov. 10, 1996

### MOST YARDS

#### Season—

4,212 1992  
3,953 1985  
3,904 1984  
3,831 1968  
**3,798 2000**  
3,752 1990

#### Game—

514 at Chicago, Sept. 15, 1985  
479 at Dallas, Nov. 22, 1984  
436 at Oakland, Nov. 1, 1981  
at Oakland, Oct. 6, 1968

### FEWEST YARDS

#### Season—

2,137 1978  
2,140 1982 (9 games)  
2,297 1973  
2,392 1980 & 1989  
2,354 1977

#### Game—

0 3 times, Most recent:  
vs. Hou., Nov. 12, 1978

### HIGHEST AVG.

#### Season—

45.2 1997  
44.6 1983  
44.5 1998  
43.7 1982  
43.2 1996

#### Game (4 Punts Min.)—

55.6 at Indy, Sept. 7, 1997 (5)  
54.3 at Detroit, Sept. 25, 1994  
51.3 vs. S.D., Aug. 31, 1995 (4)  
51.2 vs. Indy, Nov. 30, 1997 (5)  
at Buff., Nov. 3, 1991 (5)

### LOWEST AVG.

#### Season—

34.6 1977  
35.0 1978

## PUNT RETURNS

### MOST

#### Season—

60 1980  
52 1996  
51 1993  
48 1999, 1984, 1976  
47 1978

#### Game—

10 at Pittsburgh, Dec. 5, 1993  
7 vs. NY Jets, Dec. 12, 1995  
at Dallas, Nov. 22, 1984  
vs. Houston, Nov. 5, 1967  
6 Accomplished 13 times,  
Most recent:  
at Cleveland Oct. 3, 1999

### FEWEST RETURNS

#### Season—

16 1982  
17 1972  
23 1969  
24 1966  
25 1987

### MOST YARDS

#### Season—

628 1976  
588 1996  
**562 2000**  
533 1974  
530 1985

#### Game—

167 vs. Buffalo, Nov. 7, 1976  
139 at Buffalo, Nov. 20, 1977

### FEWEST YARDS

#### Season—

37 1972  
134 1990  
138 1962  
139 1982  
143 1966

### HIGHEST AVG.

#### Season—

13.3 1974  
13.1 1976  
13.0 1961  
12.6 1985  
11.3 1996

### LOWEST AVG.

#### Season—

2.2 1972  
4.6 1990  
5.3 1968, 1962  
5.6 1965  
5.8 1971

### MOST TOUCHDOWNS

#### Season—

2 1985, 1976

#### Game—

1 **vs. Tampa Bay, Sept. 3, 2000**  
at NYG, Dec. 21, 1996  
vs. Atlanta, Nov. 2, 1986  
vs. Indy, Nov. 10, 1985  
at Buffalo, Sept. 22, 1985  
vs. NY Jets, Nov. 2, 1980  
vs. Balt., Nov. 18, 1979  
vs. Denver, Nov. 28, 1976  
vs. Buffalo, Nov. 7, 1976



# PATRIOTS TEAM RECORDS

## KICKOFF RETURNS

### MOST

#### Season—

77 1990  
75 1995  
73 1967  
71 1968  
69 1989

#### Game—

10 vs. Buffalo, Dec. 9, 1967  
9 at Dallas, Oct. 24, 1971  
vs. NYJ, Sept. 22, 1968  
vs. Oakland, Oct. 16, 1964

### FEWEST

#### Season—

28 1982 (9 games)  
39 1977  
46 1976  
47 1993  
48 1987  
49 1961

#### Game—

0 vs. Cin., Dec. 12, 1993  
at Buffalo, Dec. 20, 1987  
vs. Seattle, Oct. 9, 1977  
at Denver, Sept. 14, 1969

### MOST YARDS

#### Season—

1,691 1995  
1,520 1975  
1,498 1999  
1,462 1989  
1,442 1968

#### Game—

245 at Dallas, Oct. 24, 1971  
230 at Balt., Dec. 21, 1975  
178 at NY Jets, Oct. 2, 1977  
175 vs. NY Jets, Oct. 11, 1969  
170 vs. NY Jets, Nov. 15, 1999  
at Denver, Sept. 7, 1998

### FEWEST YARDS

#### Season—

646 1982 (9 games)  
819 1993  
901 1987 (15 games)  
1,051 1977  
1,087 1976

#### Game—

0 vs. Cin., Dec. 12, 1993  
at Buffalo, Dec. 20, 1987  
vs. Seattle, Oct. 9, 1977  
at Denver, Sept. 14, 1969

### HIGHEST AVG.

#### Season—

26.9 1977  
25.2 1997  
24.2 1999  
24.1 1973  
23.7 1960  
23.6 1976

### LOWEST AVG.

#### Season—

17.4 1993  
17.8 1994  
18.1 1990  
18.3 1981  
18.8 1987 & 1979

### MOST TOUCHDOWNS

#### Season—

3 1977  
2 1961  
1 1997, 1992, 1991, 1988,  
1982, 1980, 1975, 1973,  
1962

#### Game—

1 13 times, Most recent:  
at Cin., Dec. 20, 1992

## PENALTIES

### MOST

#### Season—

114 1985  
112 1977  
111 1992  
108 1998  
102 1976

#### Game—

15 at Indianapolis, Dec. 15, 1999  
14 at N.Y. Jets, Dec. 23, 1990  
at Indy, Dec. 1, 1985  
at Cin., Oct. 15, 1978  
at Denver, Dec. 1, 1991  
13 vs. K.C., Sept. 18, 1977

### FEWEST

#### Season—

50 1973  
52 1962  
53 1982 (9 games) & 1964  
58 1965  
59 1967

#### Game—

1 12 times, Most recent:  
vs. Buffalo, Oct. 23, 1995

### MOST YARDS

#### Season—

1,051 1992  
931 1977  
914 1976  
864 1979  
853 1998

#### Game—

139 vs. Buffalo, Nov. 6, 1983  
135 at Indianapolis, Sept. 19, 1999  
134 at Cin., Dec. 20, 1992  
125 vs. NY Jets, Oct. 29, 1978  
at Cin., Oct. 15, 1978

### FEWEST YARDS

#### Season—

412 1982 (9 games)  
456 1962  
467 1964  
506 1987  
509 1989

#### Game—

5 Seven times, Most recent  
vs. Buffalo, Oct. 23, 1995



# PATRIOTS TEAM RECORDS

## FUMBLES

### MOST

#### Season—

- 51 1973
- 47 1983
- 43 1975
- 42 1992
- 37 1967, 1962

#### Game—

- 8 vs. Baltimore, Oct. 7, 1973
- 6 7 times, Most recent:  
vs. Miami, Dec. 15, 1974

### FEWEST

#### Season—

- 15 1969
- 16 1982 (9 games)
- 18 1970
- 19 1998, 1988, 1980
- 23 1964

#### Game—

- 0 Many times, Most recent:  
at Detroit, Nov. 23, 2000

### MOST TOTAL RECOVERED

#### Season—

- 43 1983, 1973
- 37 1985
- 36 1975

#### Game—

- 8 at Pitt., Sept. 26, 1976
- 7 at LA Rams, Dec. 11, 1983

### FEWEST TOTAL RECOVERED

#### Season—

- 8 1982 (9 games)
- 12 2000**
- 15 1999, 1988
- 18 1990

### MOST OWN RECOVERED

#### Season—

- 25 1973
- 24 1983

#### Game—

- 5 at Wash., Oct. 25, 1981  
vs. Baltimore, Oct. 7, 1973

### FEWEST OWN RECOVERED

#### Season—

- 5 1970, 1969
- 8 1982 (9 games),  
1971, 1968

### MOST OPPONENTS' RECOVERED

#### Season—

- 27 1976
- 24 1985
- 21 1987, 1978

#### Game—

- 6 at LA Rams, Dec. 11, 1983  
at Pitt., Sept. 26, 1976
- 5 at N.O., Nov. 30, 1986  
vs. Denver, Nov. 6, 1966

### FEWEST OPPONENTS' RECOVERED

#### Season—

- 8 1998, 1984
- 9 1993  
1965
- 10 1977, 1962
- 11 1982 (9 games)

## DEFENSIVE—NET YARDS ALLOWED

### MOST NET YARDS ALLOWED

#### Season—

- 5,827 1981
- 5,764 1995
- 5,697 1990
- 5,644 1989
- 5,576 1983

#### Game—

- 584 vs. Cin., Dec. 7, 1986
- 552 vs. Miami, Oct. 21, 1984
- 540 vs. Houston, Oct. 13, 1961
- 525 at Miami, Sept. 4, 1994
- 514 at Phil., Nov. 4, 1990
- 501 vs. Miami, Dec. 3, 1972

### FEWEST NET YARDS ALLOWED

#### Season—

- 2,812 1982 (9 games)
- 3,834 1963
- 4,022 1976
- 4,067 1974
- 4,072 1971

#### Game—

- 65 vs. Seattle, Dec. 4, 1988
- 86 vs. Balt., Oct. 23, 1977
- 88 vs. Miami, Oct. 12, 1980
- 94 vs. Indy, Nov. 6, 1992

## SCORING ALLOWED

### MOST POINTS ALLOWED

#### Season—

- 446 1972 & 1990
- 406 1968
- 391 1989
- 389 1967
- 377 1995

#### Game—

- 52 at Miami, Nov. 12, 1972
- 48 at Phil., Nov. 4, 1990
- 48 at NY Jets, Oct. 27, 1968  
vs. Oakland, Oct. 22, 1967
- 45 at NY Jets, Sept. 26, 1993

### Shutout Game—

- 52 at Miami, Nov. 12, 1972
- 34 at Dallas Texans, Dec. 11, 1960

### FEWEST POINTS ALLOWED

#### Season (Points)—

- 157 1982 (9 games)
- 217 1977
- 236 1976
- 257 1963
- 283 1966

### Season (Average)—

- 15.5 1977
- 16.9 1976
- 17.8 1999, 1988
- 17.9 1993 & 1978
- 18.1 1991, 1985 & 1983

#### Game—

- 0 17 times, Most recent:  
vs. Arizona, Sept. 15, 1996  
(31-0)



# PATRIOTS TEAM RECORDS

## RUSHING ALLOWED

### MOST ATTEMPTS ALLOWED

#### Season—

644 1981  
565 1990  
560 1973  
555 1975  
549 1983

#### Game—

58 vs. NY Jets, Oct. 14, 1973  
54 vs. Clev., Oct. 4, 1987  
vs. St. Louis, Dec. 2, 1984  
vs. Wash., Sept. 23, 1984  
vs. NY Jets, Oct. 15, 1972

### FEWEST ATTEMPTS ALLOWED

#### Season—

310 1963  
314 1982 (9 games)  
350 1961  
356 1964  
369 1966

#### Game—

10 at Oakland, Dec. 9, 1961  
14 at Seattle, Dec. 19, 1982  
15 vs. Hou., Dec. 18, 1965

### MOST YARDS

#### Season—

2,950 1981  
2,850 1973  
2,717 1972  
2,676 1990  
2,359 1969

#### Game—

360 vs. Buffalo, Sept. 16, 1973  
349 vs. Buffalo, Dec. 14, 1975

### FEWEST YARDS

#### Season—

1,041 1961  
1,107 1963  
1,135 1966  
1,143 1964  
1,289 1972

#### Game—

2 at S.D., Dec. 17, 1961  
19 vs. Houston, Nov. 1, 1963

### MOST TOUCHDOWNS

#### Season—

29 1990  
27 1972  
22 1979, 1968  
21 1960  
20 1988, 1985, 1981, 1870

#### Game—

6 at NY Jets, Oct. 27, 1968  
5 at G.B. (Mil.), Oct. 9, 1988

### FEWEST TOUCHDOWNS

#### Season—

5 1991  
6 1999  
7 1966  
8 1998, 1977  
9 1993, 1983,  
1982 (nine games), 1961

## PASSING ALLOWED

### MOST ATTEMPTS ALLOWED

#### Season—

616 1997  
596 1996  
570 1998  
565 1991  
549 1995  
545 1994

#### Game—

63 vs. Minn., Oct. 20, 1991  
61 vs. Minn., Dec. 16, 1979  
60 vs. Miami, Nov. 23, 1997  
56 vs. NY Jets, Oct. 2, 1966  
vs. Denver, Sept. 21, 1962  
55 at Indy, Oct. 20, 1996

### FEWEST ATTEMPTS ALLOWED

#### Season—

240 1973  
267 1982 (9 games)  
325 1972  
334 1970  
348 1969

#### Game—

7 at Buffalo, Dec. 9, 1973  
vs. NY Jets, Oct. 14, 1973  
9 vs. NY Jets, Oct. 15, 1972

### MOST COMPLETIONS ALLOWED

#### Season—

368 1997  
342 1995  
336 1998  
335 1991  
322 1996  
321 2000

#### Game—

38 vs. Miami, Nov. 23, 1997  
36 at Indy, Oct. 20, 1996  
35 vs. Minn., Dec. 16, 1979  
vs. Minn., Oct. 20, 1991  
34 at Miami, Nov. 12, 1995

### FEWEST COMPLETIONS ALLOWED

#### Season—

134 1973  
142 1982 (9 games)  
170 1971  
174 1972  
177 1970

#### Game—

1 vs. NY Jets, Oct. 14, 1973  
2 at Buffalo, Dec. 9, 1973

### MOST NET YARDS ALLOWED

#### Season—

3,886 1995  
3,852 1991  
3,803 1996  
3,772 1997  
3,737 1994  
3,666 1989

#### Game—

467 vs. Minn., Dec. 16, 1979  
456 at Miami, Sept. 4, 1994

### FEWEST NET YARDS ALLOWED

#### Season—

1,338 1973  
1,519 1982 (9 games)  
2,033 1977  
2,154 1971  
2,175 1976

#### Game—

0 vs. NY Jets, Oct. 14, 1973  
8 vs. NY Jets, Oct. 10, 1971



# PATRIOTS TEAM RECORDS

## PASSING ALLOWED (Cont.)

### MOST TOUCHDOWNS ALLOWED

#### Season—

- 29 1995
- 28 1967, 1980
- 27 1961, 1989
- 26 1966
- 25 1991, 1984

#### Game—

- 5 vs. Oakland, Oct. 22, 1967
- vs. K.C., Sept. 25, 1966

### FEWEST TOUCHDOWNS ALLOWED

#### Season—

- 9 1982 (9 games)
- 11 1973
- 13 1988, 1979
- 14 1997, 1985
- 15 1986

### SACKS, MOST RECORDED (BY N.E. DEFENSE)

#### Season—

- 58 1977 (471 yards),  
NFL leaders
- 57 1979 (512 yards),  
NFL leaders
- 56 1963 (626 yards)
- 55 1984 (452 yards)
- 51 1985 (334 yards)

#### Game—

- 10 at Oakland, Sept. 22, 1963  
(100 yds)
- 9 vs. Miami, Oct. 17, 1999  
(53 yds)
- at Houston, Dec. 8, 1963  
(100 yds)
- vs. NY Jets, Sept. 9, 1979  
(86 yds)
- vs. Denver, Nov. 28, 1976  
(59 yds)

### SACKS, FEWEST RECORDED (BY N.E. DEFENSE)

#### Season—

- 15 1972 (101 yards)
- 20 1982 (9 games-134 yds),  
1981 (175 yards)
- 1992 (114 yards)
- 22 1969 (159 yards)
- 1966 (209 yards)

#### Game—

- 0 Accomplished many times,  
Most recent:  
**vs. Kansas City, Dec. 4, 2000**

## FIRST DOWNS ALLOWED

### MOST TOTAL ALLOWED

#### Season—

- 328 1981
- 326 **2000**, 1983
- 322 1997
- 312 1991
- 311 1984

#### Game—

- 33 vs. Miami, Nov. 23, 1997
- vs. Miami, Oct. 21, 1984
- 30 at Pitt., Sept. 25, 1983
- vs. NYJ, Sept. 19, 1982
- vs. Minn., Dec. 16, 1979

### FEWEST TOTAL ALLOWED

#### Season—

- 185 1982 (9 games)
- 215 1977, 1973
- 219 1967
- 220 1962
- 222 1963

#### Game—

- 2 vs. Seattle, Dec. 4, 1988
- 5 at Chicago, Oct. 14, 1979
- vs. Indy, Nov. 11, 1990

### MOST RUSHING

#### Season—

- 160 1981
- 151 1990
- 144 1972
- 142 1969, 1973
- 129 1983

#### Game—

- 20 vs. NYJ, Sept. 19, 1982
- 19 vs. Buffalo, Dec. 14, 1975
- vs. NY Jets, Oct. 15, 1972

### FEWEST RUSHING

#### Season—

- 59 1963
- 61 1967
- 63 1964
- 68 1966, 1962
- 72 1961

#### Game—

- 0 6 times, Most recent:  
vs. Indy, Nov. 11, 1990

### MOST PASSING

#### Season—

- 208 1998
- 199 1991
- 184 2000**
- 183 1997
- 182 1984
- 178 1996

#### Game—

- 21 vs. Miami, Nov. 23, 1997
- 20 at S.F., Oct. 22, 1989
- 18 vs. Buffalo, Nov. 7, 1993
- at Denver, Nov. 4, 1984
- vs. S.D., Oct. 16, 1983
- vs. S.F., Oct. 2, 1983

### FEWEST PASSING

#### Season—

- 67 1973
- 88 1982 (9 games)
- 105 1970
- 111 1971, 1977
- 115 1969

#### Game—

- 1 vs. NY Jets, Oct. 14, 1973
- 2 Accomplished 9 times,  
Most recent: vs. Seattle,  
Dec. 4, 1988

### MOST PENALTY

#### Season—

- 34 2000**
- 31 1992
- 28 1968
- 25 1997, 1996, 1983
- 24 1985, 1960
- 22 1987, 1976, 1970, 1966

#### Game—

- 7 at Oakland, Oct. 6, 1968
- 6 at NY Jets, Oct. 27, 1968

### FEWEST PENALTY

#### Season—

- 6 1973
- 10 1982 (9 games)
- 11 1993, 1974, 1980
- 13 1965
- 15 1988, 1986, 1978, 1964

#### Game—

- 0 Many times, Most recent:  
**at Chicago, Dec. 10, 2000**



## PATRIOTS TEAM RECORDS

### **INTERCEPTIONS BY PATRIOTS**

## Season—

31 1964  
29 1963  
25 1962, 1960  
24 1998, 1980, 1974  
23 1996, 1985, 1976, 1968  
22 1994

## 7 at N

7 at NY Jets, Nov. 21, 1976  
6 vs. NY Jets, Sept. 27, 1964  
vs. Houston, Nov. 1, 1963

Season—

8 1970  
10 2000, 1972  
12 1991, 1982  
13 1993, 1975, 1973  
14 1992, 1990

## Season—

645 1963  
505 1976  
427 1985, 1964  
366 1997  
365 1962  
358 1978

## 204 vs. 1

204 vs. Houston, Nov. 1, 1963  
160 vs. Miami, Nov. 23, 1997  
145 at NY Jets, Nov. 21, 1976

Season—

99	1991
105	1973
110	1999
118	1989
122	1993
143	1995

Season—

4 1997  
3 1998, 1992, 1976, 1963, 1962  
2 1999, 1996, 1987, 1974,  
1971, 1967, 1961

## 2 vs

2 vs. Miami, Nov. 17, 1999  
at Indy, Nov. 15, 1992  
at NY Jets, Nov. 21, 1976  
vs. Houston, Nov. 1, 1963

**Season—**

0 2000, 1995, 1993, 1991,  
1990, 1988, 1984, 1981,  
1977, 1973, 1972, 1970,  
1966, 1965, 1960  
1 1994, 1989, 1986, 1985,  
1983, 1982, 1980, 1979,  
1978, 1975, 1969, 1968,  
1964

[illegible]



**NEW ENGLAND PATRIOTS**

# **PLAYOFF HISTORY**



## PATRIOTS PLAYOFF RESULTS

The Patriots have played in 17 playoff games during their 41-year history, including six over the past four seasons. Their overall record is 7-10. The Patriots have been to three Championship games, 1963 at San Diego (AFL Championship), 1985 vs. Chicago (Super Bowl XX) and 1996 vs. Green Bay (Super Bowl XXXI).

Date	Playoff	Opponent	Result	Site	Attendance
12/28/63	AFL Divisional	at Buffalo Bills	W 26-8	War Memorial Stadium	33,044
1/5/64	AFL Championship	at San Diego Chargers	L 10-51	Balboa Stadium	30,127
12/18/76	AFC Divisional	at Oakland Raiders	L 21-24	Oakland County Coliseum	53,045
12/31/78	AFC Divisional	vs. Houston Oilers	L 14-31	Schaefer Stadium	60,881
1/8/83	First Round Playoff	at Miami Dolphins	L 13-28	Orange Bowl	73,479
12/28/85	AFC Wild Card	at New York Jets	W 26-14	Meadowlands	70,958
1/5/86	AFC Divisional	at LA Raiders	W 27-20	LA Coliseum	88,936
1/12/86	AFC Championship	at Miami Dolphins	W 31-14	Orange Bowl	74,978
1/26/86	Super Bowl XX	vs. Chicago Bears	L 10-46	Superdome (New Orleans)	73,818
1/4/87	AFC Divisional	at Denver Broncos	L 17-22	Mile High Stadium	76,105
1/1/95	AFC Wild Card	at Cleveland Browns	L 13-20	Cleveland Stadium	77,452
1/5/97	AFC Divisional	vs. Pittsburgh Steelers	W 28-3	Foxboro Stadium	60,188
1/12/97	AFC Championship	vs. Jacksonville Jaguars	W 20-6	Foxboro Stadium	60,190
1/26/97	Super Bowl XXXI	vs. Green Bay Packers	L 35-21	Superdome (New Orleans)	72,301
12/28/97	AFC Wild Card	vs. Miami Dolphins	W 17-3	Foxboro Stadium	60,041
1/3/98	AFC Divisional	at Pittsburgh Steelers	L 6-7	Three Rivers Stadium	61,228
1/3/99	AFC Wild Card	at Jacksonville Jaguars	L 10-25	ALLTELL Stadium	71,139

## PATRIOTS PLAYOFF PARTICIPATION

POS	#	YR	NAME	GP	GS	POS	#	YR	NAME	GP	GS
WR	1	8	Johnson, Charles	8	6	CB	22	7	Shaw, Terrance	3	0
DE	55	8	McGinest, Willie	7	7	G	74	7	Panos, Joe	2	2
CB	45	12	Smith, Otis	7	5	RB	32	5	Smith, Antowain	2	1
P	10	17	Johnson, Lee	7	0	DT	91	7	Hamilton, Bobby	2	0
QB	11	9	Bledsoe, Drew	6	6	LB	50	8	Holmberg, Rob	2	0
CB	24	7	Law, Ty	6	6	DE	99	5	Mitchell, Brandon	2	0
SS	36	6	Milloy, Lawyer	6	6	DT	71	6	Osborne, Chuck	2	0
OLB	54	6	Bruschi, Teddy	6	1	S	26	5	Stevens, Matt	2	0
WR	80	9	Brown, Troy	6	0	LB	51	5	Vrabel, Mike	2	0
K	4	6	Vinatieri, Adam	6	0	RB	47	2	Edwards, Robert	1	1
WR	88	6	Glenn, Terry	5	5	WR	15	5	Patten, David	1	1
LB	52	7	Johnson, Ted	5	5	TE	83	4	Rutledge, Rod	1	1
DE	98	12	Pleasant, Anthony	4	4	T	76	6	Williams, Grant	1	1
TE	43	6	McWilliams, Johnny	4	3	G	63	5	Andruzzi, Joe	1	0
FB	44	5	Edwards, Marc	4	2	CB	34	4	Jones, Tebucky	1	0
QB	19	5	Huard, Damon	4	0	DT	61	5	Parker, Riddick	1	0
LB	53	5	Izzo, Larry	4	0	WR	81	4	Simmons, Tony	1	0
OL	77	9	Compton, Mike	3	3	DE	94	4	Spires, Greg	1	0
WR	17	8	Emanuel, Bert	3	2	<b>PLAYOFF TOTALS</b>				<b>132</b>	<b>70</b>
WR	13	10	Small, Torrance	3	2						

## VETERANS WHO HAVE NOT APPEARED IN A PLAYOFF GAME

Pos	#	Yr.	Name	Pos	#	Yr.	Name	Pos	#	Yr.	Name
QB	7	3	Bishop, Michael	CB	23	2	Harris, Antwan	FB	46	2	Paulk, Jeff
FB	42	5	Bowie, Larry	WR	82	2	Jackson, Curtis	LS	66	2	Paxton, Lonnie
QB	12	2	Brady, Tom	LB	59	3	Katzenmoyer, Andy	RB	21	2	Redmond, J.R.
WR	84	2	Davis, Shockmain	T	70	2	Klemm, Adrian	T	64	2	Robinson-Randall, Greg
TE	86	2	Eitzmann, Chris	WR	87	2	Looker, Dane	C/G	67	2	Ruegamer, Grey
RB	33	3	Faulk, Kevin	CB	19	2	Morey, Sean	CB	31	3	Serwanga, Kato
S	41	3	George, Tony	DE	92	2	Nugent, David	TE	85	2	Wiggins, Jermaine
DE	97	2	Grimes, Reggie	RB	35	2	Pass, Patrick	C	65	3	Woody, Damien



# PLAYOFF TIE BREAKERS

## Selection of Clubs

1. Three division champions from each conference.
2. Three "Wild Card" clubs (non-champions with three best records) from each conference. All Wild Cards may come from the same division. Clubs eliminated in divisional champion tiebreakers are eligible if their records qualify them.

## Tie-Breaking Procedures

The following procedures will be used to break standings ties for postseason playoffs and to determine regular-season schedules.

### To Break a Tie Within a Division

If, at the end of the regular season, two or more clubs in the same division finish with identical won-lost-tied percentages, the following steps will be taken until a champion is determined.

#### Three or More Clubs

(Note: If two clubs remain tied after a third club is eliminated during any step, the tiebreaker reverts back to step 1 of the two-club format).

(Note: If one team wins multiple-team tiebreaker to advance to playoff round, remaining teams revert to step 1 of applicable two-club format, i.e., either in division tiebreaker or Wild Card tiebreaker. If two teams in a multiple-team tie possess superior marks in a tiebreaking step, this pair of teams revert to top of applicable two-club format to break tie. One team advances to playoff round, while other returns to original group and step 1 of applicable tiebreaker).

1. Head-to-head (best won-lost-tied percentage in games among the clubs).
2. Best won-lost-tied percentage in games played within the division.
3. Best won-lost-tied percentage in games played within the conference.
4. Best won-lost-tied percentage in common games.
5. Best net points in division games.
6. Best net points in all games.
7. Strength of schedule.
8. Best net touchdowns in all games.
9. Coin toss.

### To Break a Tie for the Wild Card Team

If it is necessary to break ties to determine the three Wild Card clubs from each conference, the following steps will be taken.

1. If the tied clubs are from the same division, apply division tiebreaker.
2. If the tied clubs are from different divisions, apply the following steps.

#### Two Clubs

1. Head-to-head, if applicable.
2. Best won-lost-tied percentage in games played within the conference.
3. Best won-lost-tied percentage in common games, minimum of four.
4. Best average net points in conference games.
5. Best net points in all games.
6. Strength of schedule.
7. Best net touchdowns in all games.
8. Coin toss.

# LAST TIME IT HAPPENED - PLAYOFFS

## TEAM

### At Least 400 total yards:

By Opponent: 441, at Denver Jan. 4, 1987  
(188R - 253P)

### At Least 200 yards rushing:

By Patriots: 255, at Miami, Jan. 12, 1986  
By Opponent: 214, at Miami, Jan. 8, 1983

### At Least 300 yards rushing:

By Opponent: 318, at San Diego, Jan. 5, 1964, AFL  
Championship

### At Least 300 NET Yards Passing:

By Patriots: 300, vs. Buffalo, Dec. 28, 1963  
By Opponent: 301, vs. Buffalo, Dec. 28, 1963

## INDIVIDUAL OFFENSE

### 100-Yard Rushing Game:

By Patriots: Curtis Martin, vs. Pittsburgh, Jan. 5,  
1997 (19-166-3)  
By Opponent: Fred Taylor, at Jacksonville, Jan. 3,  
1999 (33-162-1)

### 200-Yard Rushing Game:

By Opponent: Keith Lincoln, at San Diego, Jan. 5,  
1965 (13-206)

### 100-Yard Receiving Game:

By Patriots: Shawn Jefferson, at Pittsburgh, Jan. 3,  
1998 (9-104)  
By Opponent: Antonio Freeman, vs. Green Bay, Jan.  
26, 1997 (3-105-1)

### Two-100 Yard Receivers in One Game:

By Patriots: Larry Garron(4-120) and  
Gino Cappelletti(4-129)  
vs. Buffalo, Dec. 28, 1963

### 250-Yard Passing Game:

By Patriots: Drew Bledsoe, at Pittsburgh, Jan. 3,  
1998 (264 yds)  
By Opponent: Vinny Testaverde, at Cleveland, Jan. 1,  
1995 (268 yds)

### 300-Yard Passing Game:

By Patriots: Babe Parilli at Buffalo, Dec. 28, 1963  
(300 yards)

### 3 Touchdown Passing Game:

By Patriots: Tony Eason at Miami, Jan. 12, 1986  
By Opponent: Dan Pastorini vs. Houston, Dec. 31,  
1978

## INDIVIDUAL DEFENSE

### Interception Return for a Touchdown:

By Patriots: Todd Collins, vs. Miami, Dec. 28, 1997  
(40 yds)  
By Opponent: Reggie Phillips, vs. Chicago, Jan. 26,  
1986, Super Bowl XX (28 yds)

### Fumble Return for a Touchdown:

By Patriots: Otis Smith, vs. Jacksonville, Jan. 12,  
1997 (47 yards)

### Fumble Recovered in End Zone for a Touchdown:

By Patriots: Jim Bowman at Raiders, Jan. 5, 1986

### Safety:

By Opponent: Rulon Jones, at Denver, Jan. 4, 1987  
(sacked Tony Eason)

### At least THREE Sacks:

By Patriots: Garin Veris, vs. NY Jets, Dec. 28, 1985

### At least TWO Interceptions:

By Patriots: Ronnie Lippett, at LA Raiders, Jan. 5,  
1986

## INDIVIDUAL SPECIAL TEAMS

### Blocked Punt:

By Opponent: Greg Townsend at LA Raiders, Jan. 5,  
1986 (Rich Camarillo att.)

### Missed Extra Point:

By Opponent: George Blair (dropped snap), vs. S.D.,  
Jan. 5, 1964.

### Fake Punt:

By Patriots: Pat O'Neill 21-yard pass to Corwin  
Brown, Jan. 1, 1995

### Blocked Field Goal Attempt:

By Patriots: Troy Barnett, at Cleveland, Jan. 1, 1995  
(Matt Stover att.)

### 3 Field Goals in a Game:

By Patriots: Tony Franklin at N.Y. Jets, Dec. 28,  
1985 (4)  
By Opponent: Mike Hollis, at Jacksonville, Jan. 3,  
1999 (4)

### 4 Field Goals in a Game:

By Patriots: Tony Franklin at N.Y. Jets, Dec. 28,  
1985  
By Opponent: Mike Hollis, at Jacksonville, Jan. 3,  
1999

# INDIVIDUAL PLAYOFF RECORDS

The following records reflect on only the postseason performances by the Patriots. The Patriots have played in a total of 17 playoff games during their 41-year history.

**bold** = player on the current roster

## PLAYOFF SCORING

### MOST POINTS

#### Career—

- 39 Tony Franklin (9 Fgs, 12 PAT kicks)
- 30 Adam Vinatieri (6 Fgs, 12 PAT kicks)**
- 30 Curtis Martin (5 Rush touchdowns)
- 18 Gino Cappelletti (5 Fgs, 3 PAT kicks)
- 18 Stanley Morgan (3 Rec. touchdowns)

#### Game—

- 18 Curtis Martin vs. Pittsburgh, Jan. 5, 1997 (3R TDs)
- 14 Gino Cappelletti at Buffalo, Dec. 28, 1963 (4 FGs, 2 PAT kicks)
- 14 Tony Franklin at NY Jets, Dec. 28, 1985 (4 FGs, 2 PAT kicks)
- 12 Stanley Morgan at Denver, Jan. 4, 1987 (2 rec TDs)
- 12 Larry Garron at Buffalo, Dec. 28, 1963 (2 rec TDs)

### MOST FGs MADE

#### Career—

- 9 Tony Franklin (5 games)
- 6 Adam Vinatieri (6 games)**
- 6 Gino Cappelletti (2 games)
- 2 Matt Bahr (1 game)
- John Smith (2 games)

#### Game—

- 4 Tony Franklin at NY Jets, Dec. 28, 1985 (33, 41, 20, 26)  
Gino Cappelletti at Buffalo, Dec. 28, 1963 (28,12, 33, 36)
- 2 Adam Vinatieri, at Pittsburgh, Jan. 4, 1998 (31, 46)**  
**Adam Vinatieri, vs. Jacksonville, Jan. 12, 1997 (29, 20)**  
Matt Bahr at Cleveland, Jan. 1, 1995 (23, 33)  
Tony Franklin at LA Raiders., Jan. 5, 1986 (45, 32)  
John Smith at Miami, Jan. 8, 1983 (23,42)

### MOST FGs ATTEMPTED

#### Career—

- 11 Tony Franklin (5 games)
- 9 Adam Vinatieri (6 games)**
- 6 Gino Cappelletti (2 games)
- 3 John Smith (2 games)
- 2 Matt Bahr (1 game)

#### Game—

- 5 Tony Franklin at NY Jets, Dec. 28, 1985 (33,41,20,41w1,26)  
Gino Cappelletti, at Buffalo, Dec. 28, 1963 (28,12,33,36,45s)
- 3 Adam Vinatieri, vs. Miami, Dec. 28, 1997 (48w1, 47 wr, 22G)**  
**Adam Vinatieri, vs. Jacksonville, Jan. 12, 1997 (29G, 20G, 46n)**
- 2 Accomplished five times, Most Recent:  
**Adam Vinatieri, at Pittsburgh, Jan. 4, 1998 (31G, 46G)**

### LONGEST FG

- 46 Adam Vinatieri, at Pittsburgh, Jan. 3, 1998**
- 45 Tony Franklin at L.A. Raiders, Jan. 5, 1986
- 42 John Smith at Miami, Jan. 8, 1983
- 41 Tony Franklin at NY Jets, Dec. 28, 1985

## PLAYOFF RUSHING

### MOST ATTEMPTS

#### Career—

- 82 Craig James (5 games)
- 49 Curtis Martin (3 games)
- 47 Tony Collins (6 games)
- 30 Sam Cunningham (2 games)
- 29 Derrick Cullors (3 games)
- 26 Robert Weathers (3 games)

#### Game—

- 23 Craig James, at LA Raiders, Jan. 5, 1986
- 22 Derrick Cullors, vs. Miami, Dec. 27, 1997  
Craig James, at Miami, Jan. 12, 1986  
Craig James, at NY Jets, Dec. 28, 1985
- 20 Sam Cunningham, at Oak., Dec. 18, 1976
- 19 Curtis Martin, vs. Jacksonville, Jan. 12, 1997
- Curtis Martin, vs. Pittsburgh, Jan. 5, 1997  
Larry Garron, at Buffalo, Dec. 28, 1963

### MOST YARDAGE

#### Career—

- 290 Craig James (5 games)
- 267 Curtis Martin (3 games)
- 200 Tony Collins (6 games)
- 110 Sam Cunningham (2 games)
- 108 Robert Weathers (3 games)

#### Game—

- 166 Curtis Martin, vs. Pittsburgh, Jan. 5, 1997
- 105 Craig James, at Miami, Jan. 12, 1986
- 104 Craig James, at L.A. Raiders, Jan. 5, 1986
- 87 Robert Weathers, at Miami, Jan. 12, 1986
- 86 Derrick Cullors, vs. Miami, Dec. 28, 1997

### LONGEST RUN FROM SCRIMMAGE

- 78t Curtis Martin, vs. Pittsburgh, Jan. 5, 1997
- 45 Robert Weathers at Miami, Jan. 12, 1986
- 23t Curtis Martin, vs. Pittsburgh, Jan. 5, 1997
- 23 Tony Collins at Denver, Jan. 4, 1987
- 22 Sam Cunningham at Oak., Dec. 18, 1976
- Mosi Tatupu at Miami, Jan. 12, 1986

### TDs RUSHING

#### Career—

- 5 Curtis Martin (3 games)
- 1 Robert Edwards (1 game)**  
Craig James (4 games)  
Mosi Tatupu (7 games)  
Andy Johnson (2 games)  
Jess Phillips (1 game)  
Larry Garron (2 games)

### LONGEST TD (RUSHING)

- 78 Curtis Martin vs. Pittsburgh, Jan. 5, 1997
- 23 Curtis Martin vs. Pittsburgh, Jan. 5, 1997
- 18 Curtis Martin vs. Green Bay, Jan. 26, 1997



# INDIVIDUAL PLAYOFF RECORDS

## PLAYOFF PASSING

### YARDS PASSING

#### Career—

- 1,233** Drew Bledsoe (6 games)
- 633 Babe Parilli (2 games)
- 571 Steve Grogan (4 game)
- 561 Tony Eason (5 game)

#### Game—

- 300 Babe Parilli at Buffalo Dec. 28, 1963
- 264** Drew Bledsoe, at Pittsburgh, Jan. 3, 1998
- 253** Drew Bledsoe vs. Green Bay, Jan. 26, 1997
- 235** Drew Bledsoe at Cleveland, Jan. 1, 1995
- 194 Tony Eason, at Denver, Jan. 4, 1987

### PASSING ATTEMPTS

#### Career—

- 231** Drew Bledsoe (6 games)
- 95 Steve Grogan (4 games)
- 72 Tony Eason (5 games)
- 64 Babe Parilli (2 games)

#### Game—

- 50** Drew Bledsoe at Cleveland, Jan. 1, 1995
- 48** Drew Bledsoe vs. Green Bay, Jan. 26, 1997
- 44 Scott Zolak, at Jacksonville, Jan. 3 1999
- Drew Bledsoe, at Pittsburgh, Jan. 3, 1998**
- 35 Babe Parilli at Buffalo, Dec. 28, 1963
- 32** Drew Bledsoe, vs. Miami, Dec. 28, 1997

### PASSING COMPLETIONS

#### Career—

- 119** Drew Bledsoe (6 games)
- 48 Steve Grogan (4 games)
- 42 Tony Eason (5 games)
- 28 Babe Parilli (2 games)

#### Game—

- 23** Drew Bledsoe, at Pittsburgh, Jan. 3, 1998
- 21 Scott Zolak, at Jacksonville, Jan. 3, 1999
- Drew Bledsoe at Cleveland, Jan. 1, 1995**
- 20** Drew Bledsoe vs. Jacksonville, Jan. 12, 1997
- 17 Steve Grogan vs. Chicago, Jan. 26, 1986
- 16** Drew Bledsoe, vs. Miami, Dec. 28, 1997
- Steve Grogan at Miami, Jan. 8, 1983

### COMPLETION PERCENTAGE

#### Career—

- 58.3 Tony Eason (5 games)
- 55.0 Tom Owen (1 game)
- 51.5** Drew Bledsoe (6 games)
- 50.5 Steve Grogan (4 games)

#### Game—

- 83.0 Tony Eason, at Miami, Jan. 12, 1986 (12-10)
- 75.0 Tony Eason, at NYJ, Dec. 28, 1986 (16-12)
- 60.6** Drew Bledsoe, vs. Jacksonville, Jan. 12, 1997 (33-20)
- 58.3** Drew Bledsoe, vs. Pittsburgh, Jan. 5, 1997 (24-14)
- 57.0 Steve Grogan, vs. Chicago, Jan. 26, 1986 (30-17)

### TDs PASSING

#### Career—

- 7 Tony Eason (5 games)
- 5** Drew Bledsoe (6 games)
- 3 Steve Grogan (4 games)
- 2 Babe Parilli (2 games)

#### Game—

- 3 Tony Eason at Miami, Jan. 12, 1986
- 2** Drew Bledsoe vs. Green Bay, Jan. 26, 1997
- Tony Eason at Denver, Jan. 4, 1987
- Babe Parilli at Buf., Dec. 28, 1963
- 1 Accomplished nine times, Most Recent:  
**Drew Bledsoe, vs. Miami, Dec. 28, 1997**

### INTERCEPTIONS

#### Career—

- 12** Drew Bledsoe (6 games)
- 7 Steve Grogan (4 games)
- 2 Babe Parilli (2 games)
- 1 Tom Owen (1 game)
- 1 Tom Yewcic (2 games)
- 0 Tony Eason (5 games)

#### Game—

- 4** Drew Bledsoe, vs. Green Bay, Jan. 26, 1997
- 3** Drew Bledsoe, at Cleveland, Jan. 1, 1995
- 2 Accomplished four times, Most Recent:  
**Drew Bledsoe, at Pittsburgh, Jan. 3, 1998**
- 1 Accomplished six times, Most Recent:  
Scott Zolak, at Jacksonville, Jan. 3, 1999

## PLAYOFF RECEPTIONS

### MOST CATCHES

#### Career—

- 24 Shawn Jefferson (6 games)
- 22 Ben Coates (7 games)
- 21** Terry Glenn (5 games)
- 19 Stanley Morgan (6 games)
- 14 Keith Byars (5 games)

#### Game—

- 9 Shawn Jefferson, at Pittsburgh, Jan. 3, 1998
- 8 Russ Francis vs. Hou., Dec. 31, 1978
- 7 Stanley Morgan vs. Chi., Jan. 26, 1986
- 7 Don Hasselbeck at Mia., Jan. 8, 1983
- 6 Ben Coates, vs. Green Bay, Jan. 26, 1996
- Vincent Brisby, at Cleveland, Jan. 1, 1995
- Ben Coates, at Cleveland, Jan. 1, 1995

### YARDS RECEIVING

#### Career—

- 321 Stanley Morgan (6 games)
- 317** Terry Glenn (5 games)
- 284 Shawn Jefferson (6 games)
- 204 Ben Coates (7 games)
- 197 Russ Francis (2 games)
- 181 Gino Cappelletti (2 games)

#### Game—

- 120 Larry Garron at Buffalo, Dec. 28, 1963 (4 Rec.)
- 109 Gino Cappelletti at Buffalo, Dec. 28, 1963 (4)
- 104 Shawn Jefferson, at Pittsburgh, Jan. 3, 1998 (9)
- 101 Russ Francis vs. Houston, Dec. 31, 1978 (8)
- 100 Stanley Morgan at Denver, Jan. 4, 1987 (3)
- 96** Terry Glenn, at Pittsburgh, Jan. 3, 1998 (5)
- Russ Francis, at Raiders, Dec. 18, 1976 (4)

### TD RECEPTIONS

#### Career—

- 3 Stanley Morgan (6 games)
- 2 Keith Byars (5 games)
- Russ Francis (2 games)
- Larry Garron (2 games)

#### Game—

- 2 Larry Garron at Buffalo, 12-28-63
- Stanley Morgan at Denver, 1-4-87
- 1 Accomplished 15 times, Most Recent:  
**Troy Brown, vs. Miami, Dec. 28, 1997 (24-yards)**

### LONGEST RECEPTION

- 591 Larry Garron from Babe Parilli, at Buffalo, 12-28-63
- 53** Terry Glenn from Drew Bledsoe, vs. Pittsburgh, 1-5-97
- 51 Gino Cappelletti from Babe Parilli, at Buffalo, 12-28-63
- 49 Gino Cappelletti from Babe Parilli, at San Diego, 1-5-64
- 451 Stanley Morgan from Tony Eason, at Denver, 1-4-87
- 45 Art Graham from Babe Parilli, at San Diego, 1-5-64

# INDIVIDUAL PLAYOFF RECORDS

## PLAYOFF INTERCEPTIONS

### MOST

#### Career—

- 3 Fred Marion
- 2 Willie Clay
- Ron Lippett
- Ross O'Hanley
- Bob Dee
- 1 Held by many Patriots

#### Game—

- 2 Ron Lippett, at LA Raiders, Jan. 5, 1986
- 2 Ross O'Hanley, at Buffalo, Dec. 28, 1963
- 2 Bob Dee, at Buffalo, Dec. 28, 1963
- 1 Accomplished 15 times, Most Recent: Steve Israel, at Pittsburgh, Jan. 3, 1998

### RETURN YARDAGE

#### Career—

- 69 Fred Marion
- 40 Todd Collins
- 22 Chris Slade

#### Game—

- 40 Todd Collins vs. Miami, Dec. 28, 1997 (one int.)
- 26 Fred Marion at NYJ, 12-28-85 (one int.)
- 22 Chris Slade vs. Miami, Dec. 28, 1997 (one int.)
- Fred Marion at L.A. Rai., 1-5-86 (one int.)
- 21 Fred Marion at Miami, 1-12-86 (one int.)

### LONGEST INTERCEPTION RETURN

- 40 Todd Collins vs. Miami, Dec. 28, 1997 (TD)
- 22 Chris Slade vs. Miami, Dec. 28, 1997
- Fred Marion at L.A. Rai., 1-5-86
- 21 Fred Marion at Miami, 1-12-86

## PLAYOFF PUNTS

### MOST PUNTS

#### Career—

- 36 Tom Tupa (5 games)
- 35 Rich Camarillo (6 games)
- 14 Tom Yewcic (2 games)

#### Game—

- 9 Rich Camarillo at Denver, Jan. 4, 1987 (50.2 avg.)
- 8 Tom Tupa, at Jacksonville, Jan. 3, 1999 (47.3)
- Tom Tupa, vs. Green Bay, Jan. 26, 1997 (45.1)
- 7 Tom Tupa, at Pittsburgh, Jan. 3, 1998 (42.0)
- Tom Tupa, vs. Miami, Dec. 28, 1997 (36.7)
- Tom Tupa vs. Pittsburgh, Jan. 5, 1997 (43.6)
- Tom Yewcic at Buffalo, Dec. 28, 1963 (32.3)
- Tom Yewcic at San Diego, 1-5-64 (47.0)

### BEST PUNT AVG.

- 50.2 Rich Camarillo at Den., Jan. 4, 1987 (9 kicks)
- 47.3 Tom Tupa at Jacksonville, Jan. 3, 1999 (8)
- 46.9 Tom Yewcic at S.D., Jan. 5, 1964 (7)
- 45.1 Tom Tupa vs. Green Bay, Jan. 26, 1997 (8)
- 45.0 Rich Camarillo, at LA Raiders, Jan 5, 1986 (5)

### LONGEST PUNT

- 68 Tom Yewcic at S.D., Jan. 5, 1964
- 62 Rich Camarillo vs. Chi., Jan. 26, 1986
- 60 Rich Camarillo, at Denver, Jan. 4, 1987

## PLAYOFF PUNT RETURNS

### MOST

#### Career—

- 18 David Meggett (5 games)
- 8 Irving Fryar (5 games)

#### Game—

- 7 David Meggett vs. Pittsburgh, Jan. 5, 1997
- 4 **Troy Brown, at Jacksonville, Jan. 3, 1999**
- David Meggett vs. Green Bay, Jan. 26, 1997
- Irving Fryar, at NY Jets, Dec. 28, 1985
- 3 David Meggett, at Pittsburgh, Jan. 3, 1998
- David Meggett vs. Jacksonville, Jan. 12, 1997

### YARDS

#### Career—

- 165 David Meggett (5 games)
- 47 Irving Fryar (5 games)
- 34 Art Graham (2 games)

#### Game—

- 72 David Meggett, vs. Pittsburgh, Jan. 5, 1997
- 34 Art Graham, at Buffalo, Dec. 28, 1963
- 30 David Meggett, vs. Green Bay, Jan. 26, 1997
- 29 David Meggett, vs. Jacksonville, Jan. 12, 1997
- 27 **Troy Brown, at Jacksonville, Jan. 3, 1999**

### LONGEST PUNT RETURN

- 28 Art Graham, at Buffalo., 12-28-63
- 20 David Meggett, vs. Green Bay, Jan. 26, 1997
- 17 **Troy Brown, at Jacksonville, Jan. 3, 1999**
- 14 David Meggett, vs. Pittsburgh, Jan. 5, 1997

## PLAYOFF KICKOFF RETURNS

### MOST

#### Career—

- 15 Stephen Starring (5 games)
- 8 David Meggett (5 games)
- 7 Derrick Cullors (3 games)
- 4 Leroy Thompson (1 game)
- 4 Jess Phillips (1 game)

#### Game—

- 7 Stephen Starring, vs. Chicago, Jan. 26, 1986
- 6 Derrick Cullors, at Jacksonville, Jan. 3, 1999
- 5 David Meggett, vs. Green Bay, Jan. 26, 1997
- 4 Leroy Thompson, at Cleveland, Jan. 1, 1995
- Jess Phillips, at Oakland, Dec. 18, 1976

### YARDS

#### Career—

- 315 Stephen Starring (5 games)
- 169 David Meggett (5 games)
- 81 Derrick Cullors (3 games)
- 71 Leroy Thompson (1 game)

#### Game—

- 153 Stephen Starring, vs. Chicago, Jan. 26, 1986
- 117 David Meggett, vs. Green Bay, Jan. 26, 1997
- 71 Leroy Thompson, at Cleveland, Jan. 1, 1995
- 68 James McAlister, vs. Houston, Dec. 31, 1978
- Raymond Clayborn, vs. Houston, Dec. 31, 1978

### LONGEST KICKOFF RETURN

- 47 Raymond Clayborn vs. Hou., 12-31-78
- 37 Stephen Starring at Mia., 1-12-86
- 36 Stephen Starring, vs. Chicago, Jan. 26, 1986



# TEAM PLAYOFF RECORDS

## MOST POINTS SCORED

31 at Miami, Jan. 12, 1986 (31-14 w)  
28 vs. Pittsburgh, Jan. 5, 1997 (28-3 w)  
27 at L.A. Raid., Jan. 5, 1986 (27-20 w)  
26 at NY Jets, Dec. 28, 1985 (26-14 w)  
at Buffalo, Dec. 28, 1963 (26-8 w)

## FEWEST POINTS ALLOWED

3 vs. Miami, Dec. 28, 1997 (17-3 w)  
vs. Pittsburgh, Jan. 5, 1997 (28-3 w)  
6 vs. Jacksonville, Jan. 12, 1997 (20-6 w)  
7 at Pittsburgh, Jan. 3, 1997 (7-6 L)  
8 at Buf., Dec. 28, 1963 (26-8 w)

## FIRST DOWNS

### Total—

23 at Oakland Dec. 18, 1976  
21 at Miami, Jan. 12, 1986  
20 at Cleveland, Jan. 1, 1995  
17 vs. Pittsburgh, Jan. 5, 1997  
16 vs. Green Bay, Jan. 26, 1997  
at Buffalo, Dec. 28, 1963

### Rushing—

15 at Miami, Jan. 12, 1986  
10 at Oakland Dec. 18, 1976  
9 vs. Pittsburgh, Jan. 5, 1997  
at LA Raiders, Jan. 5, 1986  
6 Accomplished six times,  
Most Recent:  
vs. Jacksonville, Jan. 12, 1997

### Passing—

14 at Pittsburgh, Jan. 3, 1997  
at Cleveland, Jan. 1, 1995  
12 vs. Green Bay, Jan. 26, 1996  
11 at Jacksonville, Jan. 3, 1999  
10 vs. Chicago, Jan. 26, 1986

### Penalty—

7 at Oakland, Dec. 18, 1976  
2 vs. Pittsburgh, Jan. 5, 1996  
at Buffalo, Dec. 28, 1963  
1 Accomplished five times,  
Most Recent:  
vs. Green Bay, Jan. 26, 1996

### 3rd Down Efficiency—

.500 at LA Raiders, Jan. 5, 1986 (8/16)  
at Oakland, Dec. 18, 1976 (7/14)  
.438 at Miami, Jan. 12, 1986 (7/16)  
.461 vs. Houston, Dec. 31, 1978 (6/13)

## TOTAL NET YARDS

### Most—

375 at Buf., Dec. 28, 1963  
(83 Rush, 292 Pass, 70 Plays)  
346 vs. Pitt., Jan. 5, 1996  
(194 R, 152 Pa, 60 Pl)  
331 at Oak, Dec. 18, 1976  
(164 R, 167 Pa, 73 Pl)  
326 at Mia., Jan. 12, 1986  
(255 R, 71 Pa, 71 Pl)  
303 at Clev., Jan. 1, 1995  
(57R, 246Pa, 68 Pl)

## NO. OF PLAYS

73 at Oak., Dec. 18, 1976  
(49 Rush, 24 Pass)  
71 at Miami, Jan. 12, 1986 (59 R, 12 P)  
70 at Buffalo, Dec. 28, 1963 (36 R, 34 P)  
68 at Clev., Jan. 1, 1995 (16 R, 51 P)  
67 at LA Raid., Jan. 5, 1986 (49 R, 15 P)

## RUSHING

### Attempts—

59 at Miami, Jan. 12, 1986  
49 at Oakland, Dec. 18, 1976  
at L.A. Raiders, Jan. 5, 1986  
39 at NY Jets, Dec. 28, 1985  
36 at Buffalo, Dec. 28, 1963

### Yards Rushing—

255 at Miami, Jan. 12, 1986  
194 vs. Pittsburgh, Jan. 5, 1997  
164 at Oakland, Dec. 18, 1976  
156 at LA Raiders, Jan. 5, 1986  
121 at Denver, Jan. 4, 1987

### Rushing TDs—

3 vs. Pittsburgh, Jan. 5, 1997  
1 Many times, Most Recent:  
at Jacksonville, Jan. 3, 1999

## PASSING

### Attempts—

51 at Cleveland, Jan. 1, 1995  
48 vs. Green Bay, Jan. 26, 1996  
44 at Jacksonville, Jan. 3, 1999  
at Pittsburgh, Jan. 3, 1997  
37 vs. San Diego, Jan. 5, 1964  
36 vs. Chicago, Jan. 26, 1986

### Completions—

25 vs. Green Bay, Jan. 26, 1996  
23 at Pittsburgh, Jan. 3, 1997  
22 at Cleveland, Jan. 1, 1995  
21 at Jacksonville, Jan. 3, 1999  
20 vs. Jacksonville, Jan. 12, 1996

### Yards Passing—

292 at Buffalo, Dec. 28, 1983  
246 at Cleveland, Jan. 1, 1995  
244 at Pittsburgh, Jan. 3, 1997  
214 vs. Green Bay, Jan. 26, 1996  
186 at San Diego, Jan. 5, 1964  
180 vs. Houston, Dec. 31, 1978

### TDs Passing—

3 at Miami, Jan. 12, 1986  
2 vs. Green Bay, Jan. 26, 1997  
at Denver, Jan. 4, 1987  
vs. Houston, Dec. 31, 1978  
at Buffalo, Dec. 28, 1963

### Interceptions (Most)—

4 vs. Green Bay, Jan. 26, 1997  
3 at Cleveland, Jan. 1, 1995  
3 vs. Houston, Dec. 31, 1978

### Interceptions (Fewest)—

0 Accomplished five times,  
Most Recent:  
vs. Miami, Dec. 28, 1997  
1 at Buffalo, Dec. 28, 1963.

### Sacks Against—

0 at Miami, Jan. 12, 1986  
at L.A. Raiders, Jan. 5, 1986  
1 at Cleveland, Jan. 1, 1996 (10 yds)  
2 at Jacksonville, Jan. 3, 1999 (13)  
at Pittsburgh, Jan. 3, 1997 (20)  
vs. Jacksonville, Jan. 12, 1997 (17)  
vs. Pittsburgh, Jan. 5, 1997 (15)

## PUNTING

### Most Punts For—

9 at Denver, Jan. 4, 1987 (50.2 avg.)  
8 at Jacksonville, Jan. 3, 1999 (47.3)  
vs. Green Bay, Jan. 26, 1997 (45.1)  
7 at Pittsburgh, Jan. 3, 1997 (42.0)  
vs. Miami, Dec. 28, 1997 (36.7)  
vs. Pittsburgh, Jan. 5, 1997 (43.6)  
at Buffalo, Dec. 28, 1963 (32.3)  
at San Diego, Jan. 5, 1963 (47.0)

### Fewest Punts For—

3 at Oak., Dec. 18, 1976 (44.0 avg.)  
4 at Clev., Jan. 1, 1995 (42.3.)  
vs. Hou., Dec. 31, 1978 (43.3)

## PENALTIES

### Most vs.—

10 at Oakland, Dec. 18, 1976 (83 yds)  
8 vs. Hou., Dec. 31, 1978 (92)  
7 at Pittsburgh, Jan. 3, 1997 (68)  
at Buffalo, Dec. 28, 1963 (65)  
6 at LA Raiders, Jan. 5, 1986 (45)

### Fewest vs.—

1 at NY Jets, Dec. 28, 1985 (10 yds)  
at San Diego, Jan. 5, 1964 (18)  
2 vs. Green Bay, Jan. 26, 1997 (22)  
vs. Jacksonville, Jan. 12, 1997 (5)  
vs. Pittsburgh, Jan. 5, 1997 (21)

### Most Yards For—

92 vs. Hou., Dec. 31, 1978 (8 pen.)  
83 at Oakland, Dec. 18, 1976 (10)  
65 at Buffalo, Dec. 28, 1963 (7)

### Fewest Yards For—

5 vs. Jacksonville, Jan. 12, 1997 (2 pen.)  
10 at NY Jets, Dec. 28, 1985 (1)  
15 at Miami, Jan. 12, 1986 (2)  
18 at San Diego, Jan. 5, 1964 (1)

### Sacks By—

5 vs. Green Bay, Jan. 26, 1997 (38 yds)  
at NY Jets, Dec. 28, 1985 (51)  
4 vs. Miami, Dec. 28, 1997 (21)  
vs. Houston, Dec. 31, 1978 (26)  
at Oakland, Dec. 18, 1976 (32)

## DEFENSE—YARDS ALLOWED

### Fewest—

162 vs. Miami, Dec. 28, 1997  
213 vs. Pittsburgh, Jan. 5, 1997  
240 at NY Jets, Dec. 28, 1985

### Most—

610 at San Diego, Jan. 5, 1963  
448 vs. Miami, Jan. 8, 1983  
441 at Denver, Jan. 4, 1987



# PLAYOFF GAME-BY-GAME

**1963 AFL DIVISIONAL PLAYOFFS • PATRIOTS 26, BUFFALO 8 • War Memorial Stadium**  
**December 28, 1963 • Weather: Fair - Cold • Attendance - 33,044**

	1	2	3	4	OT	F
<b>Boston Patriots</b>	<b>10</b>	<b>6</b>	<b>0</b>	<b>10</b>	--	<b>26</b>
<b>Buffalo Bills</b>	<b>0</b>	<b>0</b>	<b>8</b>	<b>0</b>	--	<b>8</b>

TEAM	Q	PLAY	SCORE	
			Visitor	Home
Boston	1	G.Cappelletti 28 yd field goal	3	0
Boston	1	L.Garron 59 yd pass fm Parilli (Cappelletti kick)	10	0
Boston	2	G.Cappelletti 12 yd field goal	13	0
Boston	2	G.Cappelletti 33 yd field goal	16	0
Buffalo	3	E.Dubenion 93 yd pass from Lamonica (Tracey-Lamonica pass)	16	8
Boston	4	L.Garron 17 yd pass fm Parilli (Cappelletti kick)	23	8
Boston	4	G.Cappelletti 36 yd field goal	26	8

## FINAL INDIVIDUAL STATISTICS

RUSHING	NO	YDS	AVG	LG	TD	RUSHING	NO	YDS	AVG	LG	TD
L. Garron	19	44	2.3	9	0	C. Gilchrist	8	7	0.9	6	0
T. Neumann	1	16	16.0	16	0	G. Bass	2	4	2.0	2	0
R. Burton	8	12	1.5	15	0	J. Kemp	2	-4	-2.0	0	0
H. Crump	5	9	1.8	4	0	<b>Buffalo:</b>	<b>12</b>	<b>7</b>	<b>0.6</b>	<b>6</b>	<b>0</b>
B. Lott	2	2	1.0	3	0						
V. Parilli	1	0	0.0	0	0						
<b>Patriots:</b>	<b>36</b>	<b>83</b>	<b>2.3</b>	<b>16</b>	<b>0</b>						

RECEIVING	NO	YDS	AVG	LG	TD	RECEIVING	NO	YDS	AVG	LG	TD
L. Garron	4	120	30.0	59t	2	C. Ferguson	4	47	11.8	15	0
G. Cappelletti	4	109	27.3	51	0	G. Bass	4	45	11.3	27	0
R. Burton	3	22	7.3	12	0	E. Dubenion	3	115	38.3	93t	1
A. Graham	1	22	22.0	22	0	E. Rutkowski	3	45	15.0	16	0
B. Lott	1	18	18.0	18	0	E. Warlick	3	33	11.0	13	0
J. Colclough	1	9	9.0	9	0	C. Gilchrist	1	11	11.0	11	0
<b>Patriots:</b>	<b>14</b>	<b>300</b>	<b>21.4</b>	<b>59t</b>	<b>2</b>	B. Miller	1	5	5.0	5	0
						<b>Buffalo:</b>	<b>19</b>	<b>301</b>	<b>15.8</b>	<b>93t</b>	<b>1</b>

INTERCEPTIONS	NO	YDS	AVG	LG	TD	INTERCEPTIONS	NO	YDS	AVG	LG	TD
R. O'Hanley	2	13	6.5	13	0	R. Abruzzese	1	9	9.0	9	0
B. Dee	2	0	0.0	0	0	<b>Buffalo:</b>	<b>1</b>	<b>9</b>	<b>9.0</b>	<b>9</b>	<b>0</b>
<b>Patriots:</b>	<b>4</b>	<b>13</b>	<b>3.3</b>	<b>13</b>	<b>0</b>						

PUNT RETURN	NO	YDS	AVG	LG	TD	PUNT RETURN	NO	YDS	AVG	LG	TD
A. Graham	2	34	17.0	28	0	R. Abruzzese	3	8	2.7	5	0
<b>Patriots:</b>	<b>2</b>	<b>34</b>	<b>17.0</b>	<b>28</b>	<b>0</b>	<b>Buffalo:</b>	<b>3</b>	<b>8</b>	<b>2.7</b>	<b>5</b>	<b>0</b>

KICKOFF RET.	NO	YDS	AVG	LG	TD	KICKOFF RET.	NO	YDS	AVG	LG	TD
B. Suci	2	38	19.0	23	0	E. Dubenion	5	136	27.2	62	0
<b>Patriots:</b>	<b>2</b>	<b>38</b>	<b>19.0</b>	<b>23</b>	<b>0</b>	E. Rutkowski	1	18	18.0	18	0
						J. Murdock	1	3	3.0	3	0
						<b>Buffalo:</b>	<b>7</b>	<b>157</b>	<b>22.4</b>	<b>62</b>	<b>0</b>

PASSING	A	C	YDS	PCT.	TD	I	LG	S/YD	RATING
V. Parilli	35	14	300	40.0	2	1	59t	-/-	78.3
<b>Patriots:</b>	<b>35</b>	<b>14</b>	<b>300</b>	<b>40.0</b>	<b>2</b>	<b>1</b>	<b>59t</b>	<b>-/-</b>	<b>78.3</b>

PASSING	A	C	YDS	PCT.	TD	I	LG	S/YD	RATING
Lamonica	24	9	168	37.5	1	3	93t	-/-	24.3
J. Kemp	21	10	133	47.6	0	1	27	-/-	48.3
<b>Buffalo:</b>	<b>45</b>	<b>19</b>	<b>301</b>	<b>42.2</b>	<b>1</b>	<b>4</b>	<b>93t</b>	<b>-/-</b>	<b>35.5</b>

TEAM STATISTICS	BOS	BUF
<b>TOTAL FIRST DOWNS</b>	<b>16</b>	<b>13</b>
By Rushing	5	0
By Passing	9	11
By Penalty	2	2
<b>TOTAL NET YARDS</b>	<b>375</b>	<b>286</b>
<b>NET YARDS RUSHING</b>	<b>83</b>	<b>7</b>
Total Rushing Plays	36	12
Avg. per Rush	2.3	0.6
<b>NET YARDS PASSING</b>	<b>292</b>	<b>279</b>
Gross Yards Passing	300	301
Att.-Comp.-I	35-14-1	45-19-4
Completion Pct.	40.0	42.2
<b>PUNTS/AVERAGE</b>	<b>7/32.3</b>	<b>8/35.1</b>
<b>PENALTIES/YARDS</b>	<b>7/65</b>	<b>9/100</b>
<b>FUMBLES/BALLS LOST</b>	<b>0/0</b>	<b>3/2</b>
<b>FIELD GOALS</b>	<b>28,12,33,45,36</b>	None

## NE PATRIOTS STARTING LINEUP

WR	G. Cappelletti	DE	B. Dee
T	D. Oakes	DT	H. Antwine
G	C. Long	DT	J. Richardson
C	W. Cudzik	DE	L. Eisenhauer
G	B. Neighbors	LB	T. Addison
T	M. Graham	LB	N. Buoniconti
TE	T. Romeo	LB	J. Rudolph
WR	J. Colclough	CB	D. Felt
QB	V. Parilli	CB	B. Suci
RB	R. Burton	S	R. Hall
FB	L. Garron	S	R. O'Hanley

## BUFFALO BILLS STARTING LINEUP

E	E. Warlick	DE	R. McDole
T	S. Barber	DT	J. Dunaway
G	T. Day	DT	T. Sestak
C	D. Bemiller	DE	S. Youngelman
G	B. Shaw	LB	J. Tracey
T	K. Rice	LB	H. Jacobs
E	B. Miller	LB	M. Stratton
QB	J. Kemp	CB	W. West
HB	E. Dubenion	CB	B. Edgerso
HB	G. Bass	S	G. Salmes
HB	C. Gilchrist	S	R. Abruzzese

## GAME NOTES

- The Patriots held Buffalo to only seven yards rushing on 12 attempts (0.6 average). It ranks as the lowest rushing output by a Patriots playoff opponent.
- K Gino Cappelletti converted four of five field goal attempts against the Bills. Each are Patriot single-game playoff records (tied with Tony Franklin).
- The game marked the only time in team playoff history that two receivers gained over 100 yards in one playoff game for the Patriots. Larry Garron caught four passes for 120 yards and Gino Cappelletti caught four passes for 109 yards.



# PLAYOFF GAME-BY-GAME

## 1963 AFL CHAMPIONSHIP GAME • SAN DIEGO 51, PATRIOTS 10 • Balboa Stadium

January 5, 1964 • Weather: 71 degrees; wind NW 11 mph • Attendance - 30,127

	1	2	3	4	OT	F
Boston Patriots	7	3	0	0	--	10
San Diego	21	10	7	13	--	51

TEAM	Q	PLAY	SCORE	
			Visitor	Home
SD	1	T.Rote 2 yd run (Blair kick)	0	7
SD	1	K.Lincoln 67 yd run (Blair kick)	0	14
Boston	1	L.Garron 7 yd run (Cappelletti kick)	7	14
SD	1	P.Lowe 58 yd run (Blair kick)	7	21
SD	2	G.Blair 11 yd field goal	7	24
Boston	2	G.Cappelletti 15 yd field goal	10	24
SD	2	D.Norton 14 yd pass fm Rote (Blair kick)	10	31
SD	3	L.Alworth 48 yd pass fm Rote (Blair kick)	10	38
SD	4	K.Lincoln 25 yd pass fm Hadl (pass failed)	10	44
SD	4	J.Hadl 1 yd run (Blair kick)	10	51

### FINAL INDIVIDUAL STATISTICS

RUSHING	NO	YDS	AVG	LG	TD	RUSHING	NO	YDS	AVG	LG	TD
H. Crump	7	18	2.6	6	0	K. Lincoln	13	206	15.8	67	1
L. Garron	3	15	5.0	7	1	P. Lowe	12	94	7.8	58	1
B. Lott	3	15	5.0	6	0	T. Rote	4	15	3.8	10	1
T. Yewcic	1	14	14.0	14	0	G. McDougall	1	2	2.0	2	0
V. Parilli	1	10	10.0	10	0	J. Hadl	1	1	1.0	1	1
R. Burton	1	3	3.0	3	0	B. Jackson	1	0	0.0	0	0
<b>Patriots:</b>	<b>16</b>	<b>75</b>	<b>4.7</b>	<b>14</b>	<b>1</b>	<b>San Diego:</b>	<b>32</b>	<b>318</b>	<b>9.9</b>	<b>6</b>	<b>4</b>

RECEIVING	NO	YDS	AVG	LG	TD	RECEIVING	NO	YDS	AVG	LG	TD
R. Burton	4	12	3.0	8	0	K. Lincoln	7	123	17.6	32	1
J. Colclough	3	26	8.7	10	0	L. Alworth	4	77	19.3	48	1
G. Cappelletti	2	72	36.0	49	0	J. MacKinnon	2	53	26.5	33	0
A. Graham	2	68	34.0	45	0	D. Norton	2	44	22.0	30	1
H. Crump	2	28	14.0	28	0	D. Kocourek	1	5	5.0	5	0
B. Lott	2	16	8.0	11	0	G. McDougall	1	4	4.0	4	0
L. Garron	2	6	3.0	5	0	<b>San Diego:</b>	<b>17</b>	<b>306</b>	<b>18.0</b>	<b>48</b>	<b>3</b>
<b>Patriots:</b>	<b>17</b>	<b>222</b>	<b>13.1</b>	<b>49</b>	<b>0</b>						

INTERCEPTIONS	NO	YDS	AVG	LG	TD	INTERCEPTIONS	NO	YDS	AVG	LG	TD
<b>Patriots:</b>	<b>0</b>	<b>0</b>	<b>0.0</b>	<b>0</b>	<b>0</b>	B. Mitinger	1	5	5.0	5	0
						P. Maguire	1	10	10.0	10	0
						<b>San Diego:</b>	<b>2</b>	<b>15</b>	<b>7.5</b>	<b>10</b>	<b>0</b>

PUNT RETURN	NO	YDS	AVG	LG	TD	PUNT RETURN	NO	YDS	AVG	LG	TD
<b>None</b>						<b>None</b>					

KICKOFF RET.	NO	YDS	AVG	LG	TD	KICKOFF RET.	NO	YDS	AVG	LG	TD
L. Garron	2	32	16.0	17	0	L. Alworth	2	47	23.5	28	0
H. Crump	2	31	15.5	22	0	P. Lowe	1	23	23.0	23	0
R. Burton	2	27	13.5	18	0	<b>San Diego:</b>	<b>0</b>	<b>0</b>	<b>18.0</b>	<b>62</b>	<b>0</b>
B. Suci	1	18	18.0	18	0						
T. Romeo	1	9	9.0	9	0						
B. Yates	1	5	5.0	5	0						
<b>Patriots:</b>	<b>9</b>	<b>122</b>	<b>13.6</b>	<b>23</b>	<b>0</b>						

PASSING	A	C	YDS	PCT.	TD	I	LG	S/YD	RATING
Parilli	29	14	189	48.2	0	1	45	-/-	55.1
Yewcic	8	3	39	37.5	0	1	23	-/-	39.6
<b>Patriots:</b>	<b>37</b>	<b>17</b>	<b>228</b>	<b>45.9</b>	<b>0</b>	<b>2</b>	<b>45</b>	<b>-/-</b>	<b>43.5</b>

PASSING	A	C	YDS	PCT.	TD	I	LG	S/YD	RATING
Rote	15	10	173	66.6	2	0	48	-/-	150.1
Hadl	10	6	112	60.0	1	0	33	-/-	132.1
Lincoln	1	1	20	100.0	0	0	20	-/-	118.8
<b>San Diego:</b>	<b>25</b>	<b>16</b>	<b>305</b>	<b>64.0</b>	<b>3</b>	<b>0</b>	<b>48</b>	<b>-/-</b>	<b>146.3</b>

TEAM STATISTICS	BOS	SD
<b>TOTAL FIRST DOWNS</b>	<b>14</b>	<b>21</b>
By Rushing	6	11
By Passing	8	9
By Penalty	0	1
<b>TOTAL NET YARDS</b>	<b>262</b>	<b>610</b>
Total Offensive Plays	59	60
<b>NET YARDS RUSHING</b>	<b>75</b>	<b>318</b>
Total Rushing Plays	16	32
Avg. per Rush	4.7	9.9
<b>NET YARDS PASSING</b>	<b>186</b>	<b>292</b>
Gross Yards Passing	228	305
Att.-Comp.-I	37-17-2	26-17-0
Completion Pct.	45.9	65.4
<b>PUNTS/AVERAGE</b>	<b>7/47</b>	<b>2/44</b>
<b>PENALTIES/YARDS</b>	<b>1/18</b>	<b>6/30</b>
<b>FUMBLES/BALLS LOST</b>	<b>1/0</b>	<b>1/1</b>
<b>FIELD GOALS</b>	<b>15</b>	<b>11</b>

### NE PATRIOTS STARTING LINEUP

WR	G. Cappelletti	DE	B. Dee
T	D. Oakes	DT	H. Antwine
G	C. Long	DT	J. Richardson
C	W. Cudzik	DE	L. Eisenhauer
G	B. Neighbors	LB	T. Addison
T	M. Graham	LB	N. Buoniconti
TE	T. Romeo	LB	J. Rudolph
WR	J. Colclough	CB	D. Felt
QB	V. Parilli	CB	B. Suci
RB	R. Burton	S	R. Hall
FB	L. Garron	S	R. O'Hanley

### SAN DIEGO CHARGERS STARTING LINEUP

WR	D. Norton	DE	E. Faison
T	E. Wright	DT	H. Schmidt
G	S. DeLuca	DT	G. Gross
C	D. Rogers	DE	B. Patrich
G	P. Shea	LB	E. Karas
T	R. Mix	LB	C. Allen
TE	D. Kocourek	LB	P. Maguire
WR	L. Alworth	CB	B. Whitehead
QB	T. Rote	CB	D. Harris
RB	K. Lincoln	S	G. Blair
FB	P. Lowe	S	G. Gluck

### GAME NOTES

- This was the first of three championship games involving the Patriots. (Super Bowls XX following the 1985 season and XXXI following 1996.)
- The 610 yards yielded by the Patriots defense still ranks as the highest total ever given up by the Patriots.
- The Patriots committed only one penalty versus the Chargers. It is the lowest single game total in team playoff history (tied with Dec. 28, 1985 at NY Jets).



# PLAYOFF GAME-BY-GAME

**1976 AFC DIVISIONAL PLAYOFFS • OAKLAND 24, PATRIOTS 21 • Oakland-Alameda County Coliseum**  
**December 18, 1976 • Weather: 58 degrees; wind WNW 8 mph • Attendance - 53,045**

	1	2	3	4	OT	F
New England Patriots	7	0	14	0	--	21
Oakland Raiders	3	7	0	14	--	24

TEAM	Q	PLAY	SCORE
			Visitor Home
NE	1	A. Johnson 1 yd run (Smith kick)	7 0
Oakland	1	E.Mann 40 yd field goal	7 3
Oakland	2	F.Biletnikoff 31 yd pass from Stabler (Mann kick)	7 10
NE	3	R.Francis 26 yd pass from Grogan (Smith kick)	14 10
NE	3	J. Phillips 3 yd run (Smith kick)	21 10
Oakland	4	M.van Eeghen 1 yd run (Mann kick)	21 17
Oakland	4	K.Stabler 1 yd (Mann kick)	21 24

## FINAL INDIVIDUAL STATISTICS

RUSHING	NO	YDS	AVG	LG	TD	RUSHING	NO	YDS	AVG	LG	TD
S. Cunningham	20	68	3.4	22	0	M. van Eeghen	11	39	3.5	6	1
S. Grogan	7	35	5.0	10	0	C. Davis	7	29	4.1	9	0
A. Johnson	14	32	2.3	8	1	P. Banaszak	4	8	2.0	5	0
D. Calhoun	5	17	3.4	7	0	C. Garrett	1	4	4.0	4	0
J. Phillips	3	12	4.0	6	1	K. Stabler	1	1	1.0	1t	1
<b>Patriots:</b>	<b>49</b>	<b>164</b>	<b>3.3</b>	<b>22</b>	<b>2</b>	<b>Oakland:</b>	<b>24</b>	<b>81</b>	<b>3.4</b>	<b>9</b>	<b>2</b>

RECEIVING	NO	YDS	AVG	LG	TD	RECEIVING	NO	YDS	AVG	LG	TD
R. Francis	4	96	24.0	40	1	F. Biletnikoff	9	137	15.2	31t	1
D. Stingley	2	36	18.0	24	0	D. Casper	4	47	11.8	21	0
S. Cunningham	2	14	7.0	7	0	C. Branch	3	32	10.7	17	0
A. Johnson	2	13	6.5	9	0	M. van Eeghen	1	8	8.0	8	0
M. Briscoe	1	7	7.0	7	0	C. Davis	1	5	5.0	5	0
A. Chandler	1	1	1.0	1	0	C. Garrett	1	4	4.0	4	0
<b>Patriots:</b>	<b>12</b>	<b>167</b>	<b>13.9</b>	<b>40</b>	<b>1</b>	<b>Oakland:</b>	<b>19</b>	<b>233</b>	<b>12.3</b>	<b>31t</b>	<b>1</b>

INTERCEPTIONS	NO	YDS	AVG	LG	TD	INTERCEPTIONS	NO	YDS	AVG	LG	TD
<b>Patriots:</b>	<b>0</b>	<b>0</b>	<b>0.0</b>	<b>0</b>	<b>0</b>	S. Thomas	1	18	18.0	18	0
						M. Johnson	1	0	0.0	0	0
						<b>Oakland:</b>	<b>2</b>	<b>18</b>	<b>9.0</b>	<b>18</b>	<b>0</b>

PUNTING	NO	YDS	AVG	In20	LG	PUNTING	NO	YDS	AVG	In20	LG
M. Patrick	3	132	44.0	1	51	R. Guy	5	189	37.8	2	48

PUNT RETURN	NO	FC	YDS	AVG	LG	TD	PUNT RETURN	NO	FC	YDS	AVG	LG	TD
M. Haynes	1	1	13	13.0	13	0	N. Colzie	3	0	53	17.7	24	0
<b>Patriots:</b>	<b>1</b>	<b>1</b>	<b>13</b>	<b>13.0</b>	<b>13</b>	<b>0</b>	<b>Oakland:</b>	<b>3</b>	<b>0</b>	<b>53</b>	<b>17.7</b>	<b>24</b>	<b>0</b>

KICKOFF RET.	NO	YDS	AVG	LG	TD	KICKOFF RET.	NO	YDS	AVG	LG	TD
J. Phillips	4	67	16.8	22	0	C. Garrett	4	119	29.8	41	0
G. Webster	1	0	0.0	0	0	<b>Oakland:</b>	<b>4</b>	<b>119</b>	<b>29.8</b>	<b>41</b>	<b>0</b>
<b>Patriots:</b>	<b>5</b>	<b>67</b>	<b>13.4</b>	<b>23</b>	<b>0</b>						

PASSING	A	C	YDS	PCT.	TD	I	LG	S/YD	RATING
S. Grogan	23	12	167	52.2	1	1	40	0/0	72.2
R. Francis	1	0	0	0.0	0	1	0	0/0	39.6
<b>Patriots:</b>	<b>24</b>	<b>12</b>	<b>167</b>	<b>50.0</b>	<b>1</b>	<b>2</b>	<b>40</b>	<b>0/0</b>	<b>51.9</b>

PASSING	A	C	YDS	PCT.	TD	I	LG	S/YD	RATING
K. Stabler	32	19	233	59.4	1	0	31t	4/32	92.3
<b>Oakland:</b>	<b>32</b>	<b>19</b>	<b>233</b>	<b>59.4</b>	<b>1</b>	<b>0</b>	<b>31t</b>	<b>4/32</b>	<b>92.3</b>

TEAM STATISTICS	NE	OAK
<b>TOTAL FIRST DOWNS</b>	<b>23</b>	<b>20</b>
By Rushing	10	5
By Passing	6	13
By Penalty	7	2
Third Down: Md/Att.	7/14	6/12
Third Down: Eff.	50%	50%
<b>TOTAL NET YARDS</b>	<b>331</b>	<b>282</b>
Total Offensive Plays	73	70
Average Per Play	4.5	4.0
<b>NET YARDS RUSHING</b>	<b>164</b>	<b>81</b>
Total Rushing Plays	49	24
Avg. per Rush	3.3	3.8
<b>NET YARDS PASSING</b>	<b>167</b>	<b>201</b>
Gross Yards Passing	167	233
Att.-Comp.-I	24-12-2	32-19-0
Completion Pct.	50.0	59.4
<b>PUNTS/AVERAGE</b>	<b>3/44.0</b>	<b>5/37.8</b>
<b>PENALTIES/YARDS</b>	<b>10/83</b>	<b>11/93</b>
<b>FUMBLES/BALLS LOST</b>	<b>1/1</b>	<b>1/1</b>
<b>FIELD GOALS</b>	<b>50</b>	<b>40</b>

## NE PATRIOTS STARTING LINEUP

WR	R. Vataha	DE	M. Lunsford
T	L. Gray	NT	R. Hamilton
G	J. Hannah	DE	J. Adams
C	B. Lenkaitis	LB	S. Zabel
G	S. Adams	LB	S. Hunt
T	B. McKay	LB	S. Nelson
TE	R. Francis	LB	P. Barnes
WR	D. Stingley	CB	B. Howard
QB	S. Grogan	CB	M. Haynes
RB	A. Johnson	S	P. McCray
FB	S. Cunningham	S	T. Fox

## OAKLAND RAIDERS STARTING LINEUP

WR	C. Branch	DE	J. Mutuszak
T	A. Shell	NT	D. Rowe
G	G. Upshaw	DE	O. Sistrunk
C	D. Dalby	LB	P. Villapiano
G	G. Buehler	LB	W. Hall
T	J. Vella	LB	M. Johnson
TE	D. Casper	LB	T. Hendricks
WR	F. Biletnikoff	CB	S. Thomas
QB	K. Stabler	CB	W. Brown
RB	C. Davis	S	G. Atkinson
FB	M. Van Eeghen	S	J. Tatum

## GAME NOTES

- The game was marred by a controversial roughing the passer call on NT Ray Hamilton. The Patriots had seemingly stopped the Raiders when a Ken Stabler pass on a 3rd and 18 fell incomplete. However, penalty flags were thrown and the Raiders had a first and ten at the Patriot 13. Five plays later Stabler rolled around left end for the winning score.
- The Patriots finished the season 11-3, rebounding from a 3-11 record in 1975.



# PLAYOFF GAME-BY-GAME

## 1978 AFC DIVISIONAL PLAYOFF • HOUSTON 31, PATRIOTS 14 • Foxboro Stadium

December 31, 1978 • Weather: 39 degrees; wind SSE 7 mph • Attendance - 60,881

Houston Oilers	1	2	3	4	OT	F
New England Patriots	0	21	3	7	--	31
	0	0	7	7	--	14

TEAM	Q	PLAY	SCORE	Visitor	Home
Houston	2	K.Burrough 71 yd pass from Pastorini (Fritsch kick)	7	0	
Houston	2	M.Barber 19 yd pass from Pastorini (Fritsch kick)	14	0	
Houston	2	M.Barber 13 yd pass from Pastorini (Fritsch kick)	21	0	
Houston	3	T.Fritsch 30 yd field goal	24	0	
NE	3	H.Jackson 24 yd pass from Johnson (Smith kick)	24	7	
NE	4	R.Francis 24 yd pass from Owen (Smith kick)	24	14	
Houston	4	E.Campbell 2 yd run (Fritsch kick)	31	14	

### FINAL INDIVIDUAL STATISTICS

RUSHING	NO	YDS	AVG	LG	TD	RUSHING	NO	YDS	AVG	LG	TD
S. Cunningham	10	42	4.2	8	0	E. Campbell	27	118	4.4	35	1
S. Grogan	1	16	16.0	16	0	T. Wilson	14	26	1.9	8	0
A. Johnson	6	14	2.3	4	0	R. Coleman	7	19	2.7	12	0
H. Ivory	3	11	3.7	6	0	B. Duncan	2	7	3.5	5	0
Patriots:	20	83	4.2	16	0	L. Poole	3	7	2.3	4	0
						G. Nielson	1	-3	-3.0	-3	0
						Houston:	54	174	3.2	35	1

RECEIVING	NO	YDS	AVG	LG	TD	RECEIVING	NO	YDS	AVG	LG	TD
R. Francis	8	101	12.6	24t	1	M. Barber	5	83	16.6	22	2
S. Cunningham	3	28	9.3	15	0	C. G. Burrough	3	91	30.3	71t	1
S. Morgan	2	37	18.5	19	0	R. Caster	2	12	6.0	7	0
A. Johnson	2	16	8.0	11	0	E. Campbell	1	10	10.0	10	0
H. Jackson	1	24	24.0	24t	1	R. Woods	1	4	4.0	4	0
Patriots:	16	206	12.9	24t	2	Houston:	12	200	16.7	71t	3

INTERCEPTIONS	NO	YDS	AVG	LG	TD	INTERCEPTIONS	NO	YDS	AVG	LG	TD
T. Fox	1	0	0.0	0	0	M. Reinfeldt	2	27	13.5	27	0
Patriots:	1	0	0.0	0	0	G. Bingham	1	19	19.0	19	0
						Houston:	3	46	15.3	27	0

PUNTING	NO	YDS	AVG	In20	LG	PUNTING	NO	YDS	AVG	In20	LG
J. Wilson	4	173	43.3	1	55	C. Parsley	5	174	34.8	0	47

PUNT RETURN	NO	FC	YDS	AVG	LG	TD	PUNT RETURN	NO	FC	YDS	AVG	LG	TD
S. Morgan	2	1	6	3.0	6	0	K. Knoff	2	0	7	3.5	7	0
M. Haynes	1	0	0	0.0	0	0	R. Woods	1	0	-1	-1.0	-1	0
Patriots:	3	1	6	2.0	6	0	Houston:	3	0	6	2.0	7	0

KICKOFF RET.	NO	YDS	AVG	LG	TD	KICKOFF RET.	NO	YDS	AVG	LG	TD
J. McAlister	3	68	22.7	28	0	J. Dirben	2	37	18.5	22	0
R. Clayborn	2	68	34.0	47	0	R. Woods	1	16	16.0	16	0
Patriots:	5	136	27.2	47	0	Houston:	3	53	17.7	22	0

PASSING	A	C	YDS	PCT.	TD	I	LG	S/YD	RATING
T. Owen	22	12	144	54.5	1	1	24t	3/23	71.0
S. Grogan	12	3	38	25.0	0	2	18	1/3	39.6
A. Johnson	1	1	24	100.0	1	0	24t	0/0	118.8
Patriots:	35	16	206	45.7	2	3	24t	4/26	48.0

PASSING	A	C	YDS	PCT.	TD	I	LG	S/YD	RATING
D. Pastorini	15	12	200	80.0	3	1	71t	3/30	163.2
Houston:	15	12	200	80.0	3	1	71t	3/30	163.2

TEAM STATISTICS	NE	HOU
TOTAL FIRST DOWNS	15	21
By Rushing	6	11
By Passing	8	8
By Penalty	1	2
Third Down: Md/Att.	6/13	11/17
Third Down: Eff.	46%	65%
TOTAL NET YARDS	263	344
Total Offensive Plays	59	72
Average Per Play	4.5	4.8
NET YARDS RUSHING	83	174
Total Rushing Plays	20	54
Avg. per Rush	4.2	3.2
NET YARDS PASSING	180	170
Gross Yards Passing	206	200
Att.-Comp.-I	35-16-3	15-12-1
Completion Pct.	45.7	80.0
PUNTS/AVERAGE	4/43.3	5/34.8
PENALTIES/YARDS	8/92	2/25
FUMBLES/BALLS LOST	2/0	1/0
FIELD GOALS	43	30

### NE PATRIOTS STARTING LINEUP

WR	S. Morgan	DE	M. Lunford
T	L. Gray	NT	R. Hamilton
G	J. Hannah	DE	R. Bishop
C	B. Lenkaitis	LB	S. Zabel
G	S. Adams	LB	S. Hunt
T	S. Jordan	LB	S. Nelson
TE	R. Francis	LB	R. Shoate
WR	H. Jackson	CB	R. Clayborn
QB	S. Grogan	CB	M. Haynes
RB	A. Johnson	S	T. Fox
FB	S. Cunningham	S	D. Beaudoin

### HOUSTON OILERS STARTING LINEUP

WR	K. Burrough	DE	J. Young
T	G. Sampson	NT	C. Culp
G	G. Reihner	DE	E. Bethea
C	C. Mauck	LB	R. Brazile
G	E. Fisher	LB	G. Bingham
T	C. Hayman	LB	S. Kiner
TE	M. Barber	LB	T. Washington
WR	R. Caster	CB	G. Sternick
QB	D. Pastorini	CB	W. Alexander
RB	E. Campbell	S	B. Currier
FB	T. Wilson	S	M. Reinfeldt

### GAME NOTES

- This was the first home playoff game ever played by the Patriots.
- The Patriots finished the 1978 season with an 11-5 record and earned the AFC Eastern Division Championship.
- TE Russ Francis' eight catches are the second highest single game total in team play-off history. (WR Shawn Jefferson recorded nine at Pittsburgh, Jan. 3, 1998)

# PLAYOFF GAME-BY-GAME

**1982 SUPER BOWL TOURNAMENT • MIAMI 28, PATRIOTS 13 • Orange Bowl**  
**January 8, 1983 • Weather: 76 degrees; wind E 8 mph • Attendance - 68,842**

	1	2	3	4	OT	F
New England Patriots	0	3	3	7	--	13
Miami Dolphins	0	14	7	7	--	28

TEAM	Q	PLAY	SCORE
NE	2	J.Smith 23 yd field goal	3 0
Miami	2	B.Hardy 2 yd pass from Woodley (von Schamann kick)	3 7
Miami	2	T.Franklin 1 yd run (von Schamann kick)	3 14
NE	3	J.Smith 42 yd field goal	6 14
Miami	3	W.Bennett 2 yd run (von Schamann kick)	6 21
Miami	4	B.Hardy 2 yd pass from Woodley (von Schamann kick)	6 28
NE	4	D.Hasselbeck 22 yd pass from Grogan (Smith kick)	13 28

## FINAL INDIVIDUAL STATISTICS

RUSHING	NO	YDS	AVG	LG	TD	RUSHING	NO	YDS	AVG	LG	TD
M. van Eeghen	9	40	4.4	9	0	A. Franklin	26	112	4.3	12	1
T. Collins	7	35	5.0	7	0	T. Nathan	12	71	5.9	16	0
M. Tatupu	1	4	4.0	4	0	D. Woodley	1	16	16.0	16	0
S. Morgan	1	-2	-2.0	-2	0	W. Bennett	5	10	2.0	3	1
Patriots:	18	77	4.3	9	0	T. Vigorito	1	5	5.0	5	0
						Miami:	45	214	4.8	16	2

RECEIVING	NO	YDS	AVG	LG	TD	RECEIVING	NO	YDS	AVG	LG	TD
D. Hasselbeck	7	87	12.4	22t	1	T. Nathan	5	68	13.6	26	0
L. Dawson	4	49	12.3	17	0	B. Hardy	3	23	7.7	19	2
T. Collins	1	17	17.0	17	0	J. Rose	2	47	23.5	35	0
K. Toler	1	16	16.0	16	0	T. Vigorito	2	40	20.0	23	0
P. Brown	1	8	8.0	8	0	J. Cefalo	2	27	13.5	16	0
A. Johnson	1	7	7.0	7	0	D. Harris	1	36	36.0	36	0
M. van Eeghen	1	5	5.0	5	0	R. Diana	1	5	5.0	5	0
Patriots:	16	189	11.8	22t	1	Miami:	16	246	15.4	36	2

INTERCEPTIONS	NO	YDS	AVG	LG	TD	INTERCEPTIONS	NO	YDS	AVG	LG	TD
Patriots:	0	0	0.0	0	0	D. McNeal	1	16	16.0	16	0
						G. Small	1	0	0.0	0	0
						F. Walker	0	9	--	9	0
						Miami:	2	25	12.5	16	0

PUNTING	NO	YDS	AVG	In20	LG	PUNTING	NO	YDS	AVG	In20	LG
R. Camarillo	5	218	43.6	1	58	T. Orosz	1	51	51.0	0	51

PUNT RETURN	NO	FC	YDS	AVG	LG	TD	PUNT RETURN	NO	FC	YDS	AVG	LG	TD
Patriots:	0	0	0	0.0	0	0	T. Vigorito	4	0	40	10.0	13	0
							Miami:	4	0	40	10.0	13	0

KICKOFF RET.	NO	YDS	AVG	LG	TD	KICKOFF RET.	NO	YDS	AVG	LG	TD
R. Smith	3	54	18.0	20	0	F. Walker	3	73	24.3	30	0
Patriots:	3	54	18.0	20	0	Miami:	3	73	24.3	30	0

PASSING	A	C	YDS	PCT.	TD	I	LG	S/YD	RATING
S. Grogan	30	16	189	53.3	1	2	22t	4/29	56.1
Patriots:	30	16	189	53.3	1	2	22t	4/29	56.1

PASSING	A	C	YDS	PCT.	TD	I	LG	S/YD	RATING
D. Woodley	19	16	246	84.2	2	0	36	2/12	161.3
Miami:	19	16	246	84.2	2	0	36	2/12	161.3

TEAM STATISTICS	NE	MIA
TOTAL FIRST DOWNS	14	27
By Rushing	6	12
By Passing	8	14
By Penalty	0	1
Third Down: Md/Att.	1/9	7/9
Third Down: Eff.	11%	78%
TOTAL NET YARDS	237	448
Total Offensive Plays	52	66
Average Per Play	4.6	6.8
NET YARDS RUSHING	77	214
Total Rushing Plays	18	45
Avg. per Rush	4.3	4.8
NET YARDS PASSING	160	234
Sacked/Yards Lost	4/29	2/12
Gross Yards Passing	189	246
Att.-Comp.-I	30-16-2	19-16-0
Completion Pct.	53.3	84.2
PUNTS/AVERAGE	5/43.6	1/51.0
PENALTIES/YARDS	4/27	2/15
FUMBLES/BALLS LOST	1/1	3/3
FIELD GOALS	23. 42	52

## NE PATRIOTS STARTING LINEUP

WR	S. Morgan	DE	K. Sims
T	B. Holloway	NT	L. Williams
G	J. Hannah	DE	J. Adams
C	P. Brock	LB	L. McGrew
T	R. Wooten	LB	S. Nelson
T	S. Jordan	LB	C. Weishuhn
TE	D. Hasselbeck	LB	D. Blackmon
WR	P. Brown	CB	M. Haynes
QB	S. Grogan	CB	R. Clayborn
FB	M. van Eeghen	S	K. Lee
TE	L. Dawson	S	R. Sanford

## MIAMI DOLPHINS STARTING LINEUP

TE	R. Lee	DE	K. Bokamper
T	J. Giesler	NT	B. Baumhower
G	B. Kuechenberg	DE	D. Betters
C	D. Stephenson	LB	B. Brudzinski
G	J. Toews	LB	A. Duhe
T	E. Laakso	LB	E. Rhone
TE	B. Hardy	LB	L. Gordon
WR	J. Cefalo	CB	G. Small
QB	D. Woodley	CB	D. McNeal
RB	T. Vigorito	S	G. Blackwood
FB	T. Franklin	S	L. Blackwood

## GAME NOTES

- This was the first of three meetings between the Patriots and the Dolphins in the playoffs. They also met in the 1985 AFC Championship game and the 1997 Wild Card game.
- The Patriots finished the strike shortened season 5-4 and in seventh place in the AFC.



# PLAYOFF GAME-BY-GAME

**1985 AFC WILD CARD • NEW ENGLAND 26, NY JETS 14 • Meadowlands Stadium**  
**December 28, 1985 • Weather: 33 degrees; wind SW 15-30 mph • Attendance - 70,958**

		<b>1</b>	<b>2</b>	<b>3</b>	<b>4</b>	<b>OT</b>	<b>F</b>
New England Patriots		3	10	10	3	--	26
New York Jets		0	7	7	0	--	14

TEAM	Q	PLAY	SCORE	
			Visitor	Home
NE	1	T.Franklin 33 yd field goal	3	0
New York 2	J.Hector 11 yd pass from O'Brien (Leahy kick)	3	7	
NE	2	T.Franklin 41 yd field goal	6	7
NE	2	S.Morgan 36 yd pass from Eason (Franklin kick)	13	7
NE	3	T.Franklin 20 yd field goal	16	7
NE	3	J.Rembert 15 yd fumble return (Franklin kick)	23	7
New York 3	M.Shuler 12 yd pass from Ryan (Leahy kick)	23	14	
NE	4	T.Franklin 26 yd field goal	26	14

## FINAL INDIVIDUAL STATISTICS

RUSHING	NO	YDS	AVG	LG	TD	RUSHING	NO	YDS	AVG	LG	TD
C. James	22	49	2.2	12	0	F. McNeil	16	41	2.6	7	0
T. Collins	11	36	3.3	8	0	J. Hector	4	13	3.3	7	0
T. Eason	6	14	2.3	12	0	K. O'Brien	1	4	4.0	4	0
<b>Patriots:</b>	<b>39</b>	<b>99</b>	<b>2.5</b>	<b>12</b>	<b>0</b>	<b>NY Jets:</b>	<b>21</b>	<b>58</b>	<b>2.8</b>	<b>7</b>	<b>0</b>

RECEIVING	NO	YDS	AVG	LG	TD	RECEIVING	NO	YDS	AVG	LG	TD
S. Morgan	4	62	15.5	36	1	A. Toon	9	93	10.3	16	0
I. Fryar	2	47	23.5	39	0	M. Shuler	5	53	10.6	21	1
C. James	2	36	18.0	24	0	W. Walker	4	54	13.5	24	0
L. Dawson	2	20	10.0	12	0	F. McNeil	3	13	4.3	5	0
T. Collins	2	14	7.0	11	0	J. Hector	1	11	11.0	11	1
<b>Patriots:</b>	<b>12</b>	<b>179</b>	<b>14.9</b>	<b>39</b>	<b>1</b>	<b>R. Klever</b>	<b>1</b>	<b>9</b>	<b>9.0</b>	<b>9</b>	<b>0</b>
						<b>NY Jets:</b>	<b>23</b>	<b>233</b>	<b>10.1</b>	<b>24</b>	<b>2</b>

INTERCEPTIONS	NO	YDS	AVG	LG	TD	INTERCEPTIONS	NO	YDS	AVG	LG	TD
F. Marion	1	26	26.0	26	0	<b>NY Jets:</b>	<b>0</b>	<b>0</b>	<b>0.0</b>	<b>0</b>	<b>0</b>
G. Veris	1	18	18.0	18	0						
<b>Patriots:</b>	<b>2</b>	<b>44</b>	<b>22.0</b>	<b>26</b>	<b>0</b>						

PUNTING	NO	YDS	AVG	In20	LG	PUNTING	NO	YDS	AVG	In20	LG
R. Camarillo	5	200	40.0	1	54	D. Jennings	5	192	38.4	1	49

PUNT RETURN	NO	FC	YDS	AVG	LG	TD	PUNT RETURN	NO	FC	YDS	AVG	LG	TD
I. Fryar	4	0	12	3.0	8	0	K. Sohn	1	1	3	3.0	3	0
<b>Patriots:</b>	<b>4</b>	<b>0</b>	<b>12</b>	<b>3.0</b>	<b>8</b>	<b>0</b>	<b>NY Jets:</b>	<b>1</b>	<b>1</b>	<b>3</b>	<b>3.0</b>	<b>3</b>	<b>0</b>

KICKOFF RET.	NO	YDS	AVG	LG	TD	KICKOFF RET.	NO	YDS	AVG	LG	TD
S. Starring	1	19	19.0	19	0	J. Hector	6	115	19.2	33	0
C. Jones	1	11	11.0	11	0	B. Humphery	1	50	50.0	50	0
<b>Patriots:</b>	<b>2</b>	<b>30</b>	<b>15.0</b>	<b>19</b>	<b>0</b>	<b>NY Jets:</b>	<b>7</b>	<b>165</b>	<b>23.6</b>	<b>50</b>	<b>0</b>

PASSING	A	C	YDS	PCT.	TD	I	LG	S/YD	RATING
T. Eason	16	12	179	75.0	1	0	39	3/20	132.0
<b>Patriots:</b>	<b>16</b>	<b>12</b>	<b>179</b>	<b>75.0</b>	<b>1</b>	<b>0</b>	<b>39</b>	<b>3/20</b>	<b>132.0</b>

PASSING	A	C	YDS	PCT.	TD	I	LG	S/YD	RATING
K. O'Brien	17	13	149	76.5	1	1	24	2/21	97.4
P. Ryan	17	10	84	58.8	1	1	13	3/30	66.8
<b>NY Jets:</b>	<b>34</b>	<b>23</b>	<b>233</b>	<b>67.6</b>	<b>2</b>	<b>2</b>	<b>24</b>	<b>5/51</b>	<b>82.1</b>

TEAM STATISTICS	NE	NYJ
<b>TOTAL FIRST DOWNS</b>	<b>12</b>	<b>15</b>
By Rushing	5	3
By Passing	6	12
By Penalty	1	0
Third Down: Md/Att.	3/14	5/13
Third Down: Eff.	21%	38%
<b>TOTAL NET YARDS</b>	<b>258</b>	<b>240</b>
Total Offensive Plays	58	60
Average Per Play	4.4	4.0
<b>NET YARDS RUSHING</b>	<b>99</b>	<b>58</b>
Total Rushing Plays	39	21
Avg. per Rush	2.5	2.8
<b>NET YARDS PASSING</b>	<b>159</b>	<b>182</b>
Sacked/Yards Lost	3/20	5/51
Gross Yards Passing	179	233
Att.-Comp.-I	16-12-0	34-23-2
Completion Pct.	75.0	67.6
<b>PUNTS/AVERAGE</b>	<b>5/40.0</b>	<b>5/38.4</b>
<b>PENALTIES/YARDS</b>	<b>1/10</b>	<b>6/48</b>
<b>FUMBLES/BALLS LOST</b>	<b>2/0</b>	<b>3/2</b>
<b>FIELD GOALS</b>	<b>33, 41, 20, 41, 26</b>	<b>None</b>

## NE PATRIOTS STARTING LINEUP

WR	S. Morgan	DE	G. Veris
T	B. Holloway	NT	L. Williams
G	J. Hannah	DE	J. Adams
C	P. Brock	LB	A. Tippet
G	R. Wooten	LB	S. Nelson
T	S. Moore	LB	L. McGrew
TE	L. Dawson	LB	D. Blackmon
WR	I. Fryar	CB	R. Lippert
QB	T. Eason	CB	R. Clayborn
RB	T. Collins	S	R. James
FB	C. James	S	F. Marion

## NY JETS STARTING LINEUP

TE	A. Toon	DE	M. Gastineau
T	R. McElroy	DT	J. Klecko
G	J. Sweeney	DT	B. Bennett
C	J. Fields	DE	M. Lyons
G	D. Alexander	LB	K. Clifton
T	M. Powell	LB	L. Mehl
TE	M. Shuler	LB	B. Crable
WR	W. Walker	CB	J. Lynn
QB	K. O'Brien	CB	R. Carter
RB	F. McNeil	S	K. Springs
FB	R. Klever	S	H. Hamilton

## GAME NOTES

- DE Garin Veris recorded three sacks and an interception against the Jets. His three sacks rank as the best single-game total in Patriots' playoff history.
- K Tony Franklin converted four of five field goals against the Jets. Each are Patriots' single-game playoff records (tied with Gino Cappelletti).

# PLAYOFF GAME-BY-GAME

## 1985 AFC DIVISIONAL • NEW ENGLAND 27, L.A. Raiders 20 • L.A. Coliseum

January 5, 1986 • Weather: 67 degrees; wind E 5 mph • Attendance - 88,936

	1	2	3	4	OT	F
New England Patriots	7	10	10	0	--	27
Los Angeles Raiders	3	17	0	0	--	20

TEAM	Q	PLAY	SCORE	Visitor	Home
NE	1	L.Dawson 13 yd pass from Eason (Franklin kick)	7	0	
Los Angeles	1	C.Bahr 29 yd field goal	7	3	
Los Angeles	2	J.Hester 16 yd pass from Wilson (Bahr kick)	7	10	
Los Angeles	2	M.Allen 11 yd run (Bahr kick)	7	17	
NE	2	C.James 2 yd run (Franklin kick)	14	17	
NE	2	T.Franklin 45 yd field goal	17	17	
Los Angeles	2	C.Bahr 32 yd field goal	17	20	
NE	3	T.Franklin 32 yd field goal	20	20	
NE	3	J.Bowman fumble rec. for TD (Franklin kick)	27	20	

### FINAL INDIVIDUAL STATISTICS

RUSHING	NO	YDS	AVG	LG	TD	RUSHING	NO	YDS	AVG	LG	TD
C. James	23	104	4.5	16	1	M. Allen	22	121	5.5	17	1
T. Collins	9	18	2.0	7	0	F. Hawkins	4	33	8.3	23	0
R. Weathers	9	18	2.0	5	0	M. Wilson	1	9	9.0	9	0
M. Tatupu	4	17	4.3	22	0	LA Raiders:	27	163	6.0	7	1
I. Fryar	1	3	3.0	3	0						
T. Eason	3	-4	-1.3	0	0						
Patriots:	49	156	3.2	22	1						

RECEIVING	NO	YDS	AVG	LG	TD	RECEIVING	NO	YDS	AVG	LG	TD
C. James	3	48	16.0	24	0	T. Christensen	4	78	19.5	31	0
D. Ramsey	2	34	17.0	29	0	D. Williams	3	33	11.0	14	0
S. Morgan	1	22	22.0	22	0	M. Allen	3	8	2.7	6	0
L. Dawson	1	13	13.0	13t	1	J. Hester	1	16	16.0	16t	1
T. Collins	1	8	8.0	8	0	LA Raiders:	11	135	12.3	31	1
Patriots:	8	125	15.6	29	1						

INTERCEPTIONS	NO	YDS	AVG	LG	TD	INTERCEPTIONS	NO	YDS	AVG	LG	TD
R. Lippett	2	1	0.5	1	0	LA Raiders:	0	0	0.0	0	0
F. Marion	1	22	22.0	22	0						
Patriots:	3	23	7.7	22	0						

PUNTING	NO	YDS	AVG	In20	LG	PUNTING	NO	YDS	AVG	In20	LG
R. Camarillo	5	225	45.0	0	50	R. Guy	2	68	34.0	1	35

PUNT RETURN	NO	FC	YDS	AVG	LG	TD	PUNT RETURN	NO	FC	YDS	AVG	LG	TD
F. Marion	0	1	0	0.0	0	0	F. Walker	4	0	36	9.0	16	0
Patriots:	0	1	0	0.0	0	0	LA Raiders:	4	0	36	9.0	16	0

KICKOFF RET.	NO	YDS	AVG	LG	TD	KICKOFF RET.	NO	YDS	AVG	LG	TD
S. Starring	2	45	22.5	24	0	F. Walker	3	59	19.7	36	0
C. Jones	2	9	4.5	8	0	S. Seale	2	7	3.5	7	0
Patriots:	4	54	13.5	24	0	LA Raiders:	5	66	13.2	36	0

PASSING	A	C	YDS	PCT.	TD	I	LG	S/YD	RATING
T. Eason	14	7	117	50.0	1	0	29	3/27	102.4
C. James	1	1	8	100.0	0	0	8	0/0	118.8
Patriots:	15	8	125	53.3	1	0	29	3/27	103.5

PASSING	A	C	YDS	PCT.	TD	I	LG	S/YD	RATING
M. Wilson	27	11	135	40.7	1	3	31	2/11	22.9
LA Raiders:	27	11	135	40.7	1	3	31	2/11	22.9

TEAM STATISTICS	NE	LAR
TOTAL FIRST DOWNS	15	17
By Rushing	9	11
By Passing	5	6
By Penalty	1	0
Third Down: Md/Att.	8/16	3/9
Third Down: Eff.	50%	33%
TOTAL NET YARDS	254	298
Total Offensive Plays	67	56
Average Per Play	3.8	5.3
NET YARDS RUSHING	156	163
Total Rushing Plays	49	27
Avg. per Rush	3.2	6.0
NET YARDS PASSING	98	124
Sacked/Yards Lost	3/27	2/11
Gross Yards Passing	125	135
Att.-Comp.-I	15-8-0	27-11-3
Completion Pct.	53.3	40.7
PUNTS/AVERAGE	5/45.0	2/34.0
PENALTIES/YARDS	6/45	6/53
FUMBLES/BALLS LOST	3/2	5/3
FIELD GOALS	45. 32	29. 44. 32

### NE PATRIOTS STARTING LINEUP

WR	S. Morgan	DE	G. Veris
T	B. Holloway	NT	L. Williams
G	J. Hannah	DE	A. Adams
C	P. Brock	LB	A. Tippet
G	R. Wooten	LB	S. Nelson
T	S. Moore	LB	L. McGrew
TE	L. Dawson	LB	D. Blackmon
WR	I. Fryar	CB	R. Lippett
QB	T. Eason	CB	R. Clayborn
RB	T. Collins	S	R. James
FB	C. James	S	F. Marion

### LA RAIDERS STARTING LINEUP

TE	J. Hester	DE	H. Long
T	B. Davis	DT	B. Pickel
G	C. Hannah	DE	S. Jones
C	D. Mosebar	LB	B. Van Pelt
G	M. Marvin	LB	M. Millen
T	H. Lawrence	LB	R. McKenzie
TE	T. Christensen	LB	R. Martin
WR	D. Williams	CB	L. Hayes
QB	M. Wilson	CB	M. Haynes
RB	F. Hawkins	S	S. Toran
RB	M. Allen	S	V. McElroy

### GAME NOTES

• The Patriots defense forced six turnovers, three interceptions and three fumble recoveries. New England scored 20 of its 27 points off of turnovers.

• Patriots CB Ronnie Lippett became only the third Patriot to record two interceptions in a single game.



# PLAYOFF GAME-BY-GAME

## 1985 AFC CHAMPIONSHIP • NEW ENGLAND 31, MIAMI 14 • Orange Bowl

January 12, 1986 • Weather: 64 degrees; wind NE 7 mph • Attendance - 74,978

		1	2	3	4	OT	F
New England Patriots		3	14	7	7	--	31
Miami Dolphins		0	7	0	7	--	14

TEAM	Q	PLAY	SCORE
			Visitor Home
NE	1	T.Franklin 23 yd field goal	3 0
Miami	2	D.Johnson 10 yd pass from Marino (Reveiz kick)	3 7
NE	2	T.Collins 4 yd pass from Eason (Franklin kick)	10 7
NE	2	D.Ramsey 1 yd pass from Eason (Franklin kick)	17 7
NE	3	R.Weathers 2 yd pass from Eason (Franklin kick)	24 7
Miami	4	T.Nathan 10 yd pass from Marino (Reveiz kick)	24 14
NE	4	M.Tatupu 1 yd run (Franklin kick)	31 14

### FINAL INDIVIDUAL STATISTICS

RUSHING	NO	YDS	AVG	LG	TD	RUSHING	NO	YDS	AVG	LG	TD
C. James	22	105	4.8	13	0	J. Carter	6	56	9.3	19	0
R. Weathers	16	87	5.4	45	0	R. Davenport	3	6	2.0	3	0
T. Collins	12	61	5.1	14	0	T. Nathan	2	4	2.0	2	0
M. Tatupu	6	9	1.5	2	1	W. Bennett	1	2	2.0	2	0
T. Eason	3	-7	-2.3	-2	0	D. Marino	1	0	0.0	0	0
<b>Patriots:</b>	<b>59</b>	<b>255</b>	<b>4.3</b>	<b>45</b>	<b>1</b>	<b>Miami:</b>	<b>13</b>	<b>68</b>	<b>5.2</b>	<b>19</b>	<b>0</b>

RECEIVING	NO	YDS	AVG	LG	TD	RECEIVING	NO	YDS	AVG	LG	TD
D. Ramsey	3	18	6.0	15	1	T. Nathan	5	57	11.4	20	1
T. Collins	3	15	5.0	9	1	B. Hardy	3	52	17.3	29	0
S. Morgan	2	30	15.0	18	0	M. Duper	3	45	15.0	18	0
M. Tatupu	1	6	6.0	6	0	M. Clayton	3	41	13.7	16	0
R. Weathers	1	2	2.0	2	1	R. Davenport	3	23	7.7	9	0
<b>Patriots:</b>	<b>10</b>	<b>71</b>	<b>7.1</b>	<b>18</b>	<b>3</b>	D. Johnson	1	10	10.0	10	1
						N. Moore	1	10	10.0	10	0
						J. Rose	1	10	10.0	10	0
						<b>Miami:</b>	<b>20</b>	<b>248</b>	<b>12.4</b>	<b>29</b>	<b>2</b>

INTERCEPTIONS	NO	YDS	AVG	LG	TD	INTERCEPTIONS	NO	YDS	AVG	LG	TD
F. Marion	1	21	21.0	21	0	<b>Miami:</b>	<b>0</b>	<b>0</b>	<b>0.0</b>	<b>0</b>	<b>0</b>
R. Clayborn	1	0	0.0	0	0						
<b>Patriots:</b>	<b>2</b>	<b>21</b>	<b>10.5</b>	<b>21</b>	<b>0</b>						

PUNTING	NO	YDS	AVG	In20	LG	PUNTING	NO	YDS	AVG	In20	LG
R. Camarillo	5	201	40.2	2	49	R. Roby	4	165	41.3	1	49

PUNT RETURN	NO	FC	YDS	AVG	LG	TD	PUNT RETURN	NO	FC	YDS	AVG	LG	TD
R. James	2	2	2	1.0	2	0	T. Vigorito	1	1	8	8.0	8	0
<b>Patriots:</b>	<b>2</b>	<b>2</b>	<b>2</b>	<b>1.0</b>	<b>2</b>	<b>0</b>	<b>Miami:</b>	<b>1</b>	<b>1</b>	<b>8</b>	<b>8.0</b>	<b>8</b>	<b>0</b>

KICKOFF RET.	NO	YDS	AVG	LG	TD	KICKOFF RET.	NO	YDS	AVG	LG	TD
S. Starring	3	67	22.3	37	0	L. Hampton	6	91	15.2	23	0
<b>Patriots:</b>	<b>3</b>	<b>67</b>	<b>22.3</b>	<b>37</b>	<b>0</b>	<b>Miami:</b>	<b>6</b>	<b>91</b>	<b>15.2</b>	<b>23</b>	<b>0</b>

PASSING	A	C	YDS	PCT.	TD	I	LG	S/YD	RATING
T. Eason	12	10	71	83.3	3	0	18	0/0	179.5
<b>Patriots:</b>	<b>12</b>	<b>10</b>	<b>71</b>	<b>83.3</b>	<b>3</b>	<b>0</b>	<b>18</b>	<b>0/0</b>	<b>179.5</b>

PASSING	A	C	YDS	PCT.	TD	I	LG	S/YD	RATING
D. Marino	48	20	248	41.7	2	2	29	1/14	54.9
<b>Miami:</b>	<b>48</b>	<b>20</b>	<b>248</b>	<b>41.7</b>	<b>2</b>	<b>3</b>	<b>29</b>	<b>1/14</b>	<b>54.9</b>

TEAM STATISTICS	NE	MIA
<b>TOTAL FIRST DOWNS</b>	<b>21</b>	<b>18</b>
By Rushing	15	3
By Passing	6	15
By Penalty	0	0
Third Down: Md/Att	7/16	3/10
Third Down: Eff.	44%	30%
<b>TOTAL NET YARDS</b>	<b>326</b>	<b>302</b>
Total Offensive Plays	71	62
Average Per Play	4.6	4.9
<b>NET YARDS RUSHING</b>	<b>255</b>	<b>68</b>
Total Rushing Plays	59	13
Avg. per Rush	4.3	5.2
<b>NET YARDS PASSING</b>	<b>71</b>	<b>248</b>
Sacked/Yards Lost	0/0	1/14
Gross Yards Passing	71	234
Att.-Comp.-I	12-10-0	48-20-2
Completion Pct.	83.3	41.7
<b>PUNTS/AVERAGE</b>	<b>5/40.2</b>	<b>4/41.3</b>
<b>PENALTIES/YARDS</b>	<b>2/15</b>	<b>4/35</b>
<b>FUMBLES/BALLS LOST</b>	<b>2/2</b>	<b>5/4</b>
<b>FIELD GOALS</b>	<b>23.41</b>	<b>31</b>

### NE PATRIOTS STARTING LINEUP

WR S. Morgan	DE G. Veris
T B. Holloway	NT L. Williams
G J. Hannah	DE J. Adams
C P. Brock	LB A. Tippett
G R. Wooten	LB S. Nelson
T S. Moore	LB L. McGrew
TE L. Dawson	LB D. Blackmon
WR S. Starring	CB R. Lippett
QB T. Eason	CB R. Clayborn
RB T. Collins	S R. James
FB C. James	S F. Marion

### MIAMI DOLPHINS STARTING LINEUP

TE M. Duper	DE D. Betters
T J. Giesler	DT M. Charles
G R. Foster	DE K. Bokamper
C D. Stephenson	LB B. Brudzinski
G S. Clark	LB J. Brophy
T R. Lee	LB J. Shipp
TE B. Hardy	LB H. Green
WR M. Clayton	CB P. Lankford
WR N. Moore	CB W. Judson
QB Dan Marino	S G. Blackwood
RB T. Nathan	S B. Brown

### GAME NOTES

- The Patriots became the first team to ever reach the Super Bowl by winning three games on the road.
- The 31 points scored by the Patriots are a team playoff record.
- Patriots RB Craig James rushed for 105 yards on 22 carries, becoming the only Patriot to ever eclipse the 100-yard mark in consecutive games.



# PLAYOFF GAME-BY-GAME

## SUPER BOWL XX • CHICAGO 46, NEW ENGLAND 10 • Superdome January 26, 1986 • Weather: Indoors • Attendance - 73,818

	<b>1</b>	<b>2</b>	<b>3</b>	<b>4</b>	<b>OT</b>	<b>F</b>
Chicago Bears	13	10	21	2	--	46
New England Patriots	3	0	0	7	--	10

TEAM	Q	PLAY	SCORE	
			Visitor	Home
NE	1	T.Franklin 36 yd field goal	0	3
Chicago	1	K.Butler 28 yd field goal	3	3
Chicago	1	K.Butler 24 yd field goal	6	3
Chicago	1	M.Suhey 11 yd run (Butler kick)	13	3
Chicago	2	J.McMahon 2 yd run (Butler kick)	20	3
Chicago	2	K.Butler 24 yd field goal	23	3
Chicago	3	J.McMahon 1 yd run (Butler kick)	30	3
Chicago	3	R.Phillips 28 yd interception return (Butler kick)	37	3
Chicago	3	W.Perry 1 yd run (Butler kick)	44	3
NE	4	I.Fryar 8 yd pass from Grogan (Franklin kick)	44	10
Chicago	4	Safety, Grogan tackled by Waechter in end zone	46	10

### FINAL INDIVIDUAL STATISTICS

RUSHING	NO	YDS	AVG	LG	TD	RUSHING	NO	YDS	AVG	LG	TD
T. Collins	3	4	1.3	3	0	W. Payton	22	61	2.8	7	0
R. Weathers	1	3	3.0	3	0	M. Suhey	11	52	4.7	11	1
S. Grogan	1	3	3.0	3	0	T. Sanders	4	15	3.8	10	0
C. James	5	1	0.2	3	0	D. Gentry	3	15	5.0	8	0
G. Hawthorne	1	-4	-4.0	-4	0	J. McMahon	5	14	2.8	7	2
Patriots:	11	7	0.6	3	0	C. Thomas	2	8	4.0	7	0
						W. Perry	1	1	1.0	1	1
						S. Fuller	1	1	1.0	1	0
						Chicago:	49	167	3.4	11	4

RECEIVING	NO	YDS	AVG	LG	TD	RECEIVING	NO	YDS	AVG	LG	TD
S. Morgan	7	70	10.0	19	0	W. Gault	4	129	32.3	60	0
S. Starring	2	39	19.5	24	0	D. Gentry	2	41	20.5	27	0
I. Fryar	2	24	12.0	16	1	K. Margerum	2	36	18.0	29	0
T. Collins	2	19	9.5	11	0	E. Moorehead	2	22	11.0	14	0
D. Ramsey	2	16	8.0	11	0	M. Suhey	1	24	24.0	24	0
C. James	1	6	6.0	6	0	C. Thomas	1	4	4.0	4	0
R. Weathers	1	3	3.0	3	0	Chicago:	12	256	21.3	60	0
Patriots:	17	177	10.4	24	1						

INTERCEPTIONS	NO	YDS	AVG	LG	TD	INTERCEPTIONS	NO	YDS	AVG	LG	TD
Patriots:	0	0	0.0	0	0	R. Phillips	1	28	28.0	28	1
						J. Morrissey	1	47	47.0	47	0
						Chicago:	2	75	37.5	47	1

PUNTING	NO	YDS	AVG	In20	LG	PUNTING	NO	YDS	AVG	In20	LG
R. Camarillo	6	263	43.8	1	62	M. Buford	4	173	43.3	1	52

PUNT RETURN	NO	FCYDS	AVG	LG	TD	PUNT RETURN	NO	FCYDS	AVG	LG	TD		
I. Fryar	2	0	22	11.0	12	0	K. Ortego	2	1	20	10.0	12	0
Patriots:	2	0	22	11.0	12	0	Chicago:	2	1	20	10.0	12	0

KICKOFF RET.	NO	YDS	AVG	LG	TD	KICKOFF RET.	NO	YDS	AVG	LG	TD
S. Starring	7	153	21.9	36	0	W. Gault	4	49	12.3	18	0
Patriots:	7	153	21.9	36	0	Chicago:	4	49	12.3	18	0

PASSING	A	C	YDS	PCT.	TD	I	LG	S/YD	RATING
S. Grogan	30	17	177	56.7	1	2	24	4/33	57.2
T. Eason	6	0	0	0.0	0	0	0	3/28	39.6
Patriots:	36	17	177	47.2	1	2	24	7/61	48.0

PASSING	A	C	YDS	PCT.	TD	I	LG	S/YD	RATING
J. McMahon	20	12	256	60.0	0	0	60	1/3	105.4
W. Fuller	4	0	0	0.0	0	0	0	1/11	39.6
W. Perry	0	0	0	0.0	0	0	0	1/1	--
Chicago:	24	12	256	50.0	0	0	60	3/15	88.2

TEAM STATISTICS	NE	CHI
<b>TOTAL FIRST DOWNS</b>	<b>12</b>	<b>23</b>
By Rushing	1	13
By Passing	10	9
By Penalty	1	1
Third Down: Md/Att.	1/10	7/14
Third Down: Eff.	10%	50%
<b>TOTAL NET YARDS</b>	<b>123</b>	<b>408</b>
Total Offensive Plays	54	76
Average Per Play	2.3	5.4
<b>NET YARDS RUSHING</b>	<b>7</b>	<b>167</b>
Total Rushing Plays	11	49
Avg. per Rush	0.6	3.4
<b>NET YARDS PASSING</b>	<b>116</b>	<b>241</b>
Sacked/Yards Lost	7/61	3/15
Gross Yards Passing	177	256
Att.-Comp.-I	36-17-2	24-12-0
Completion Pct.	47.2	50.0
<b>PUNTS/AVERAGE</b>	<b>6/43.8</b>	<b>4/43.3</b>
<b>PENALTIES/YARDS</b>	<b>5/35</b>	<b>7/40</b>
<b>FUMBLES/BALLS LOST</b>	<b>4/4</b>	<b>3/2</b>
<b>FIELD GOALS</b>	<b>36</b>	<b>28.24.24</b>

### NE PATRIOTS STARTING LINEUP

WR	S. Morgan	DE	G. Veris
T	B. Holloway	NT	L. Williams
G	J. Hannah	DE	J. Adams
C	P. Brock	LB	A. Tippett
G	R. Wooten	LB	S. Nelson
T	S. Moore	LB	L. McGrew
TE	L. Dawson	LB	D. Blackmon
WR	S. Starring	CB	R. Lippett
QB	T. Eason	CB	R. Clayborn
RB	T. Collins	S	R. James
FB	C. James	S	F. Marion

### CHICAGO BEARS STARTING LINEUP

WR	W. Gault	DE	D. Hampton
T	J. Covert	DL	S. McMichael
G	M. Bortz	DL	W. Perry
C	J. Hilgenberg	DE	R. Dent
G	T. Thayer	LB	O. Wilson
T	K. VanHorne	LB	M. Singletary
TE	E. Moorehead	LB	W. Marshall
WR	D. McKinnon	CB	M. Richardson
QB	J. McMahon	CB	L. Frazier
RB	W. Payton	S	D. Duerson
FB	M. Suhey	S	G. Fencik

### GAME NOTES

- This game marked the second of three championship games involving the Patriots. (1963 AFC Championship and Super Bowl XXXI following 1996)
- New England scored the quickest points in Super Bowl history when K Tony Franklin booted a 36-yard field goal 1:19 into the contest.



# PLAYOFF GAME-BY-GAME

## 1986 AFC PLAYOFF • DENVER 22, NEW ENGLAND 17 • Mile High Stadium

January 4, 1987 • Weather: 65 degrees; wind S 9 mph • Attendance - 76,105

	1	2	3	4	OT	F
New England Patriots	0	10	7	0	--	17
Denver Broncos	3	7	10	2	--	22

TEAM	Q	PLAY	SCORE	
			Visitor	Home
Denver	1	R.Karlis 27 yd field goal	0	3
NE	2	S.Morgan 19 yd pass from Eason (Franklin kick)	7	3
Denver	2	J.Elway 22 yd run (Karlis kick)	7	10
NE	2	T.Franklin 38 yd field goal	10	10
Denver	3	R.Karlis 22 yd field goal	10	13
NE	3	S.Morgan 45 yd pass from Eason (Franklin kick)	17	13
Denver	3	V.Johnson 48 yd pass (Karlis kick)	17	20
Denver	4	safety, Eason tackled by Jones	17	22

### FINAL INDIVIDUAL STATISTICS

RUSHING	NO	YDS	AVG	LG	TD	RUSHING	NO	YDS	AVG	LG	TD
T. Collins	5	46	9.2	23	0	S. Winder	19	102	5.4	16	0
C. James	10	31	3.1	17	0	G. Lang	11	44	4.0	14	0
T. Eason	2	23	11.5	13	0	J. Elway	5	18	3.6	22t	1
R. Dupard	5	18	3.6	8	0	K. Bell	2	12	6.0	8	0
G. Hawthorne	1	5	5.0	5	0	S. Sewell	2	8	4.0	8	0
I. Fryar	1	-2	-2.0	-2	0	G. Willhite	3	4	1.3	3	0
Patriots:	24	121	5.0	23	0	Denver:	42	188	4.5	22t	1

RECEIVING	NO	YDS	AVG	LG	TD	RECEIVING	NO	YDS	AVG	LG	TD
T. Collins	4	46	11.5	20	0	V. Johnson	4	89	22.3	48t	1
S. Morgan	3	100	33.3	45t	2	S. Sewell	3	41	13.7	39	0
G. Baty	3	31	10.3	13	0	O. Mobley	2	69	34.5	49	0
I. Fryar	2	11	5.5	7	0	S. Watson	1	21	21.0	21	0
G. Hawthorne	1	6	6.0	6	0	B. Micho	1	20	20.0	20	0
Patriots:	13	194	14.9	45t	2	S. Winder	1	16	16.0	16	0
						G. Lang	1	1	1.0	1	0
						Denver:	13	257	21.3	49	1

INTERCEPTIONS	NO	YDS	AVG	LG	TD	INTERCEPTIONS	NO	YDS	AVG	LG	TD
R. McSwain	1	2	2.0	2	0	Denver:	0	0	0.0	0	0
J. Rembert	1	0	0.0	0	0						
Patriots:	2	2	1.0	2	0						

PUNTING	NO	YDS	AVG	In20	LG	PUNTING	NO	YDS	AVG	In20	LG
R. Camarillo	9	452	50.2	0	60	M. Horan	5	245	49.0	3	54
						J. Elway	1	31	31.0	1	31
						Denver:	6	276	46.0	4	54

PUNT RETURN	NO	FC	YDS	AVG	LG	TD	PUNT RETURN	NO	FC	YDS	AVG	LG	TD
I. Fryar	2	0	13	6.5	9	0	V. Johnson	3	0	26	8.7	13	0
Patriots:	2	0	13	6.5	9	0	G. Willhite	1	1	9	9.0	9	0
							Denver:	4	1	35	8.8	13	0

KICKOFF RET.	NO	YDS	AVG	LG	TD	KICKOFF RET.	NO	YDS	AVG	LG	TD
S. Starring	2	31	15.5	21	0	K. Bell	3	63	21.0	35	0
Patriots:	2	31	15.5	21	0	G. Lang	1	21	21.0	21	0
						Denver:	4	84	21.0	35	0

PASSING	A	C	YDS	PCT.	TD	I	LG	S/YD	RATING
T. Eason	24	13	194	54.2	2	0	45t	6/44	108.7
Patriots:	24	13	194	54.2	2	0	45t	6/44	108.7

PASSING	A	C	YDS	PCT.	TD	I	LG	S/YD	RATING
J. Elway	32	13	257	40.6	1	2	49	1/4	53.8
Broncos:	32	13	257	40.6	1	2	49	1/4	53.8

TEAM STATISTICS	NE	DEN
TOTAL FIRST DOWNS	12	23
By Rushing	6	12
By Passing	6	9
By Penalty	0	2
Third Down: Md/Att.	2/12	5/15
Third Down: Eff.	17%	33%
TOTAL NET YARDS	271	441
Total Offensive Plays	54	75
Average Per Play	5.0	5.9
NET YARDS RUSHING	121	188
Total Rushing Plays	24	42
Avg. per Rush	5.0	4.5
NET YARDS PASSING	150	253
Sacked/Yards Lost	6/44	1/4
Gross Yards Passing	194	257
Att.-Comp.-I.	24-13-0	32-13-2
Completion Pct.	51.2	40.6
PUNTS/AVERAGE	9/50.2	6/46.0
PENALTIES/YARDS	5/45	3/20
FUMBLES/BALLS LOST	1/0	0/0
FIELD GOALS	38	27.22

### NE PATRIOTS STARTING LINEUP

WR S. Morgan	DE G. Veris
T B. Holloway	NT T. Williams
G P. Fairchild	DE B. Williams
C P. Brock	LB A. Tippet
G R. Wooten	LB J. Rembert
T D. Haley	LB L. McGrew
TE G. Baty	LB D. Blackmon
WR I. Fryar	CB E. Gibson
QB T. Eason	CB R. Clayborn
RB T. Collins	S R. James
FB M. Tatupu	S F. Marion

### DENVER BRONCOS STARTING LINEUP

WR V. Johnson	DE R. Jones
T D. Studdard	DL G. Kragen
G K. Bishop	DE A. Townsend
C B. Bryan	LB J. Ryan
G P. Howard	LB K. Mecklenburg
T K. Lanier	LB R. Hunley
TE J. Hackett	LB T. Jackson
WR S. Watson	CB L. Wright
QB J. Elway	CB M. Harden
RB S. Winder	S S. Foley
FB O. Mobley	S R. Robbins

### GAME NOTES

• Patriots WR Stanley Morgan recorded three catches for 100 yards and two touchdowns. It was only the second two touch-down performance in Patriots playoff history (Larry Garron, Dec. 28, 1963).

• Patriots QB Tony Eason earned a quarterback rating of 108.7 against the Broncos. It was his fourth rating over 100.0 in his five playoff games.



# PLAYOFF GAME-BY-GAME

## 1994 AFC WILD CARD • CLEVELAND 20, NEW ENGLAND 13 • Cleveland Stadium

January 1, 1995 • Weather: 35 degrees; wind NW 15 mph • Attendance - 77,452

	1	2	3	4	OT	F
New England Patriots	0	10	0	3	--	13
Cleveland Browns	3	7	7	3	--	20

TEAM	Q	PLAY	Visitor	Home
Cleveland	1	M.Stover 30 yd field goal	0	3
NE	2	L.Thompson 13 yd pass from Bledsoe (Bahr kick)	7	3
Cleveland	2	M.Carrier 13 yd pass from Testaverde (Stover kick)	7	10
NE	2	M.Bahr 23 yd field goal	10	10
Cleveland	3	L.Hoard 10 yd run (Stover kick)	10	17
Cleveland	4	M.Stover 21 yd field goal	10	20
NE	4	M.Bahr 33 yd field goal	13	20

### FINAL INDIVIDUAL STATISTICS

RUSHING	NO	YDS	AVG	LG	TD	RUSHING	NO	YDS	AVG	LG	TD
C. Croom	9	35	3.9	13	0	L. Hoard	17	66	3.9	10t	1
L. Thompson	4	16	4.0	8	0	E. Byner	10	30	3.0	5	0
K. Turner	1	4	4.0	4	0	V. Testaverde	5	19	3.8	9	0
D. Bledsoe	2	2	1.0	3	0	E. Metcalf	2	10	5.0	7	0
<b>Patriots:</b>	<b>16</b>	<b>57</b>	<b>3.6</b>	<b>13</b>	<b>0</b>	<b>Cleveland:</b>	<b>34</b>	<b>125</b>	<b>3.7</b>	<b>10t</b>	<b>1</b>

RECEIVING	NO	YDS	AVG	LG	TD	RECEIVING	NO	YDS	AVG	LG	TD
V. Brisby	6	83	13.8	18	0	M. Jackson	7	122	17.4	36	0
B. Coates	6	79	13.2	24	0	D. Alexander	5	69	13.8	23	0
L. Thompson	4	33	8.3	13t	1	F. Hartley	2	17	8.5	12	0
M. Timpson	2	20	10.0	13	0	E. Byner	2	16	8.0	10	0
C. Brown	1	21	21.0	21	0	M. Carrier	2	13	6.5	8	1
J. Burke	1	8	8.0	8	0	L. Hoard	1	25	25.0	25	0
K. Turner	1	7	7.0	7	0	B. Kinchen	1	6	6.0	6	0
C. Croom	1	5	5.0	5	0	<b>Cleveland:</b>	<b>20</b>	<b>268</b>	<b>13.4</b>	<b>36</b>	<b>1</b>
<b>Patriots:</b>	<b>22</b>	<b>256</b>	<b>11.6</b>	<b>24</b>	<b>1</b>						

INTERCEPTIONS	NO	YDS	AVG	LG	TD	INTERCEPTIONS	NO	YDS	AVG	LG	TD
<b>Patriots:</b>	<b>0</b>	<b>0</b>	<b>0.0</b>	<b>0</b>	<b>0</b>	E. Turner	1	28	28.0	28	0
						L. Riddick	1	16	16.0	16	0
						P. Johnson	1	3	3.0	3	0
						<b>Cleveland:</b>	<b>3</b>	<b>47</b>	<b>15.7</b>	<b>28</b>	<b>0</b>

PUNTING	NO	YDS	AVG	In20	LG	PUNTING	NO	YDS	AVG	In20	LG
P. O'Neill	4	169	42.3	3	51	T. Tupa	3	113	37.7	0	45

PUNT RETURN	NO	FC	YDS	AVG	LG	TD	PUNT RETURN	NO	FC	YDS	AVG	LG	TD
T. Brown	2	0	5	2.5	5	0	E. Metcalf	1	1	1	1.0	1	0
<b>Patriots:</b>	<b>2</b>	<b>0</b>	<b>5</b>	<b>2.5</b>	<b>5</b>	<b>0</b>	<b>Cleveland:</b>	<b>1</b>	<b>1</b>	<b>1</b>	<b>1.0</b>	<b>1</b>	<b>0</b>

KICKOFF RET.	NO	YDS	AVG	LG	TD	KICKOFF RET.	NO	YDS	AVG	LG	TD
L. Thompson	4	71	17.8	24	0	E. Metcalf	2	46	23.0	27	0
R. Crittenden	1	28	28.0	28	0	B. Kinchen	1	24	24.0	24	0
C. Brown	0	0	0.0	0	0	<b>Cleveland:</b>	<b>3</b>	<b>70</b>	<b>23.3</b>	<b>27</b>	<b>0</b>
<b>Patriots:</b>	<b>5</b>	<b>99</b>	<b>19.8</b>	<b>28</b>	<b>0</b>						

PASSING	A	C	YDS	PCT.	TD	I	LG	S/YD	RATING
D. Bledsoe	50	21	235	42.0	1	3	24	1/10	38.3
P. O'Neill	1	1	21	100.0	0	0	21	0/0	118.8
<b>Patriots:</b>	<b>51</b>	<b>22</b>	<b>256</b>	<b>43.1</b>	<b>1</b>	<b>3</b>	<b>24</b>	<b>1/10</b>	<b>41.0</b>

PASSING	A	C	YDS	PCT.	TD	I	LG	S/YD	RATING
V. Testaverde	30	20	268	66.7	1	0	36	2/14	106.0
<b>Cleveland:</b>	<b>30</b>	<b>20</b>	<b>268</b>	<b>66.7</b>	<b>1</b>	<b>0</b>	<b>36</b>	<b>2/14</b>	<b>106.0</b>

TEAM STATISTICS	NE	CLE
<b>TOTAL FIRST DOWNS</b>	<b>20</b>	<b>22</b>
By Rushing	6	8
By Passing	14	14
By Penalty	0	0
Third Down: Md/Att.	5/14	5/12
Third Down: Eff.	36%	42%
<b>TOTAL NET YARDS</b>	<b>303</b>	<b>379</b>
Total Offensive Plays	68	66
Average Per Play	4.5	5.7
<b>NET YARDS RUSHING</b>	<b>57</b>	<b>125</b>
Total Rushing Plays	16	34
Avg. per Rush	3.6	3.7
<b>NET YARDS PASSING</b>	<b>246</b>	<b>254</b>
Sacked/Yards Lost	1/10	2/14
Gross Yards Passing	256	268
Att.-Comp.-I	51-22-3	30-20-0
Completion Pct.	43.1	66.6
<b>PUNTS/AVERAGE</b>	<b>4/42.3</b>	<b>3/37.7</b>
<b>PENALTIES/YARDS</b>	<b>3/21</b>	<b>4/25</b>
<b>FUMBLES/BALLS LOST</b>	<b>0/0</b>	<b>2/1</b>
<b>FIELD GOALS</b>	<b>23.33</b>	<b>30.50</b>
		49.21

### NE PATRIOTS STARTING LINEUP

WR	V. Brisby	DE	M. Pitts
T	B. Armstrong	NT	R. Agnew
G	B. Kratch	DE	M. Jones
C	M. Arthur	LB	W. McGinest
G	T. Rucci	LB	V. Brown
T	P. Harlow	LB	M. Moore
TE	B. Coates	LB	C. Slade
WR	M. Timpson	CB	R. Reynolds
QB	D. Bledsoe	CB	M. Hurst
RB	C. Croom	S	H. Barnett
FB	S. Gash	S	M. Guyton

### CLEVELAND BROWNS STARTING LINEUP

WR	M. Jackson	DE	R. Burnett
T	T. Jones	DT	B. Johnson
G	D. Dawson	DL	M.D. Perry
C	S. Everitt	DE	A. Pleasant
G	B. Dahl	LB	C. Banks
T	Q. Brown	LB	P. Johnson
TE	B. Kinchen	LB	F. Stams
TE	F. Hartley	CB	A. Langham
WR	D. Alexander	CB	D. Griffin
QB	V. Testaverde	S	L. Riddick
RB	E. Byner	S	E. Turner

### GAME NOTES

- The Patriots won their final seven games of the 1994 season to reach the playoffs for the first time since 1986.
- QB Drew Bledsoe completed 21 of 50 passes for 194 yards in his first playoff appearance.



# PLAYOFF GAME-BY-GAME

**1996 AFC DIVISIONAL • NEW ENGLAND 28, PITTSBURGH 3 • Foxboro Stadium**

**January 5, 1997 • Weather: 46 degrees; wind E 6 mph • Attendance - 60,188**

	1	2	3	4	OT	F
Pittsburgh Steelers	0	0	3	0	--	3
New England Patriots	14	7	0	7	--	28

TEAM	Q	PLAY	SCORE	
			Visitor	Home
NE	1	C.Martin 2 yd run (A.Vinatieri kick)	0	7
NE	1	K.Byars 34 yd pass from D.Bledsoe (A.Vinatieri kick)	0	14
NE	2	C.Martin 78 yd run (A.Vinatieri kick)	0	21
Pittsburgh	3	N.Johnson 29 yd Field Goal	3	21
NE	4	C.Martin 23 yd run (A.Vinatieri kick)	3	28

## FINAL INDIVIDUAL STATISTICS

RUSHING	NO	YDS	AVG	LG	TD	RUSHING	NO	YDS	AVG	LG	TD
C. Martin	19	166	8.7	78t	3	J. Bettis	13	43	3.3	11	0
D. Meggett	2	18	9.0	14	0	F. McAfee	5	30	6.0	10	0
K. Byars	2	8	4.0	7	0	M. Tomczak	2	20	10.0	10	0
M. Grier	5	7	1.4	4	0	K. Stewart	4	19	4.8	10	0
S. Zolak	3	-4	-1.3	-1	0	J. Witman	3	11	3.7	14	0
D. Bledsoe	1	-1	-1.0	-1	0	<b>Pittsburgh:</b>	<b>27</b>	<b>123</b>	<b>4.6</b>	<b>14</b>	<b>0</b>
<b>Patriots:</b>	<b>32</b>	<b>194</b>	<b>6.1</b>	<b>78t</b>	<b>3</b>						

RECEIVING	NO	YDS	AVG	LG	TD	RECEIVING	NO	YDS	AVG	LG	TD
K. Byars	4	53	13.3	34t	1	A. Hastings	5	55	11.0	23	0
T. Glenn	3	69	23.0	53	0	C. Brown	2	20	10.0	11	0
B. Coates	3	18	6.0	8	0	J. Arnold	2	16	8.0	11	0
R. Jefferson	3	18	6.0	9	0	E. Mills	2	15	7.5	8	0
C. Martin	2	9	4.5	6	0	F. McAfee	2	7	3.5	9	0
<b>Patriots:</b>	<b>15</b>	<b>167</b>	<b>11.1</b>	<b>53</b>	<b>1</b>	J. Bettis	2	-1	-0.5	2	0
						J. Witman	1	-2	-2.0	-2	0
						<b>Pittsburgh:</b>	<b>16</b>	<b>110</b>	<b>6.9</b>	<b>23</b>	<b>0</b>

INTERCEPTIONS	NO	YDS	AVG	LG	TD	INTERCEPTIONS	NO	YDS	AVG	LG	TD
W. Clay	1	14	14.0	14	0	C. Brown	1	0	0.0	0	0
L. Milloy	1	0	0.0	0	0	W. Williams	1	0	0.0	0	0
<b>Patriots:</b>	<b>2</b>	<b>14</b>	<b>7.0</b>	<b>14</b>	<b>0</b>	<b>Pittsburgh:</b>	<b>2</b>	<b>0</b>	<b>0.0</b>	<b>0</b>	<b>0</b>

PUNTING	NO	YDS	AVG	In20	LG	PUNTING	NO	YDS	AVG	In20	LG
T. Tupa	7	305	43.6	2	52	J. Miller	9	378	42.0	1	48

PUNT RETURN	NO	FC	YDS	AVG	LG	TD	PUNT RETURN	NO	FC	YDS	AVG	LG	TD
D. Meggett	7	2	72	10.3	14	0	J. Arnold	5	0	34	6.8	16	0
<b>Patriots:</b>	<b>7</b>	<b>2</b>	<b>72</b>	<b>10.3</b>	<b>14</b>	<b>0</b>	<b>Pittsburgh:</b>	<b>5</b>	<b>0</b>	<b>34</b>	<b>6.8</b>	<b>16</b>	<b>0</b>

KICKOFF RET.	NO	YDS	AVG	LG	TD	KICKOFF RET.	NO	YDS	AVG	LG	TD
T. Brown	2	54	27.0	29	0	E. Mills	5	99	19.8	36	0
<b>Patriots:</b>	<b>2</b>	<b>54</b>	<b>27.0</b>	<b>29</b>	<b>0</b>	<b>Pittsburgh:</b>	<b>5</b>	<b>99</b>	<b>19.8</b>	<b>36</b>	<b>0</b>

PASSING	A	C	YDS	PCT.	TD	I	LG	S/YD	RATING
D. Bledsoe	24	14	164	58.3	1	2	53	2/15	58.3
S. Zolak	2	1	3	50.0	0	0	3	0/0	50.0
<b>Patriots:</b>	<b>26</b>	<b>15</b>	<b>167</b>	<b>57.7</b>	<b>1</b>	<b>2</b>	<b>53</b>	<b>2/15</b>	<b>57.7</b>

PASSING	A	C	YDS	PCT.	TD	I	LG	S/YD	RATING
M. Tomczak	29	16	110	55.2	0	2	23	2/15	35.1
K. Stewart	10	0	0	0.0	0	0	0	1/5	39.6
<b>Pittsburgh:</b>	<b>39</b>	<b>16</b>	<b>110</b>	<b>41.0</b>	<b>0</b>	<b>2</b>	<b>23</b>	<b>3/20</b>	<b>26.7</b>

TEAM STATISTICS	NE	PIT
<b>TOTAL FIRST DOWNS</b>	<b>17</b>	<b>12</b>
By Rushing	9	7
By Passing	6	5
By Penalty	2	0
Third Down: Md/Att.	5/13	3/18
Third Down: Eff.	38%	17%
<b>TOTAL NET YARDS</b>	<b>346</b>	<b>213</b>
Total Offensive Plays	60	69
Average Per Play	5.8	3.1
<b>NET YARDS RUSHING</b>	<b>194</b>	<b>123</b>
Total Rushing Plays	32	27
Avg. per Rush	6.1	4.6
<b>NET YARDS PASSING</b>	<b>152</b>	<b>90</b>
Sacked/Yards Lost	2/15	3/20
Gross Yards Passing	167	110
Att.-Comp.-I	26-15-2	39-16-2
Completion Pct.	57.7	41.0
<b>PUNTS/AVERAGE</b>	<b>7/43.6</b>	<b>9/42.0</b>
<b>PENALTIES/YARDS</b>	<b>2/21</b>	<b>3/15</b>
<b>FUMBLES/BALLS LOST</b>	<b>0/0</b>	<b>0/0</b>
<b>FIELD GOALS</b>	<b>None</b>	<b>29</b>

## NE PATRIOTS STARTING LINEUP

WR S. Jefferson	DE F. Collons
T B. Armstrong	DL M. Wheeler
G W. Roberts	DL P. Sagapolutele
C D. Wohlabaugh	DE W. McGinest
G T. Rucci	LB C. Stale
T M. Lane	LB T. Johnson
TE B. Coates	LB T. Collins
WR T. Glenn	CB T. Law
QB D. Bledsoe	CB O. Smith
RB C. Martin	S L. Milloy
FB K. Byars	S W. Clay

## PITTSBURGH STEELERS STARTING LINEUP

WR C. Johnson	DE B. Johnson
T J. Jackson	NT J. Steed
G W. Wolford	DE K. Henry
C D. Dawson	LB J. Gildon
G B. Stai	LB L. Kirkland
T J. Strzelczyk	LB J. Olsavsky
TE J. Hayes	LB C. Brown
WR A. Hastings	CB R. Woodson
QB M. Tomczak	CB W. Williams
RB J. Bettis	S C. Lake
FB T. Lester	S D. Perry

## GAME NOTES

- The Patriots earned their first home playoff win in team history, defeating the Steelers 28-3. The 28 points scored by the Patriots are the second highest single game total in team history.
- New England's RB Curtis Martin set a Patriots playoff record with 166 rushing yards and three rushing touchdowns.
- Patriots' QB Drew Bledsoe completed his first seven passes for 123 yards and a touchdown.



# PLAYOFF GAME-BY-GAME

**1996 AFC CHAMPIONSHIP • NEW ENGLAND 20, JACKSONVILLE 6 • Foxboro Stadium**  
**January 12, 1997 • Weather: 27 degrees; wind WNW 30 mph • Attendance - 60,190**

	1	2	3	4	OT	F
Jacksonville Jaguars	0	3	3	0	--	6
New England Patriots	7	6	0	7	--	20

TEAM	Q	PLAY	SCORE	
			Visitor	Home
NE	1	C.Martin 1 yd run (A.Vinatieri kick)	0	7
Jacksonville	2	M.Hollis 32 yd Field Goal (13-62,6:03)	3	7
NE	2	A.Vinatieri 29 yd Field Goal (4-7,1:29)	3	10
NE	2	A.Vinatieri 20 yd Field Goal (9-68,1:29)	3	13
Jacksonville	3	M.Hollis 28 yd Field Goal (9-27,5:39)	6	13
NE	4	O.Smith 47 yd fumble ret. (A.Vinatieri kick)	6	20

## FINAL INDIVIDUAL STATISTICS

RUSHING	NO	YDS	AVG	LG	TD	RUSHING	NO	YDS	AVG	LG	TD
C. Martin	19	59	3.1	15	1	N. Means	19	43	2.3	9	0
D. Meggett	3	9	3.0	8	0	J. Stewart	7	40	5.7	16	0
D. Bledsoe	1	4	4.0	4	0	M. Brunell	6	34	5.7	14	0
K. Byars	1	1	1.0	1	0	B. Barker	1	-16	-16.0	-16	0
<b>Patriots:</b>	<b>24</b>	<b>73</b>	<b>3.0</b>	<b>15</b>	<b>1</b>	<b>Jacksonville:</b>	<b>33</b>	<b>101</b>	<b>3.1</b>	<b>16</b>	<b>0</b>

RECEIVING	NO	YDS	AVG	LG	TD	RECEIVING	NO	YDS	AVG	LG	TD
T. Glenn	5	33	6.6	11	0	P. Mitchell	7	63	9.0	13	0
S. Jefferson	4	91	22.8	38	0	K. McCardell	6	62	10.3	15	0
K. Byars	4	16	4.0	6	0	J. Smith	3	45	15.0	22	0
C. Martin	3	18	6.0	12	0	J. Stewart	2	8	4.0	8	0
D. Meggett	3	15	5.0	9	0	D. Brown	1	10	10.0	10	0
B. Coates	1	5	5.0	5	0	R. Barlow	1	2	2.0	2	0
<b>Patriots:</b>	<b>20</b>	<b>178</b>	<b>8.9</b>	<b>38</b>	<b>0</b>	<b>Jacksonville:</b>	<b>20</b>	<b>190</b>	<b>9.5</b>	<b>22</b>	<b>0</b>

INTERCEPTIONS	NO	YDS	AVG	LG	TD	INTERCEPTIONS	NO	YDS	AVG	LG	TD
T. Bruschi	1	12	12.0	12	0	A. Beasley	1	15	15.0	15	0
W. Clay	1	0	0	0	0	<b>Jacksonville:</b>	<b>1</b>	<b>15</b>	<b>15.0</b>	<b>15</b>	<b>0</b>
<b>Patriots:</b>	<b>2</b>	<b>12</b>	<b>6.0</b>	<b>12</b>	<b>0</b>						

PUNTING	NO	YDS	AVG	In20	LG	PUNTING	NO	YDS	AVG	In20	LG
T. Tupa	6	238	39.7	3	46	B. Barker	5	182	36.4	0	43

PUNT RETURN	NO	FC	YDS	AVG	LG	TD	PUNT RETURN	NO	FC	YDS	AVG	LG	TD
D. Meggett	3	1	29	9.7	12	0	C. Hudson	4	0	15	3.8	9	0
<b>Patriots:</b>	<b>3</b>	<b>1</b>	<b>29</b>	<b>9.7</b>	<b>12</b>	<b>0</b>	<b>Jacksonville:</b>	<b>4</b>	<b>0</b>	<b>15</b>	<b>3.8</b>	<b>9</b>	<b>0</b>

KICKOFF RET.	NO	YDS	AVG	LG	TD	KICKOFF RET.	NO	YDS	AVG	LG	TD
D. Meggett	3	52	17.3	18	0	B. Brooks	4	69	17.3	27	0
<b>Patriots:</b>	<b>3</b>	<b>52</b>	<b>17.3</b>	<b>18</b>	<b>0</b>	<b>Jacksonville:</b>	<b>4</b>	<b>69</b>	<b>17.3</b>	<b>27</b>	<b>0</b>

PASSING	A	C	YDS	PCT.	TD	I	LG	S/YD	RATING
D. Bledsoe	33	20	178	60.6	0	1	38	2/17	62.4
<b>Patriots:</b>	<b>33</b>	<b>20</b>	<b>178</b>	<b>60.6</b>	<b>0</b>	<b>1</b>	<b>38</b>	<b>2/17</b>	<b>62.4</b>

PASSING	A	C	YDS	PCT.	TD	I	LG	S/YD	RATING
M. Brunell	38	20	190	52.6	0	2	22	1/2	44.8
<b>Jacksonville:</b>	<b>38</b>	<b>20</b>	<b>190</b>	<b>52.6</b>	<b>0</b>	<b>2</b>	<b>22</b>	<b>1/2</b>	<b>44.8</b>

TEAM STATISTICS	NE	JAX
<b>TOTAL FIRST DOWNS</b>	<b>13</b>	<b>18</b>
By Rushing	6	6
By Passing	7	12
By Penalty	0	0
Third Down: Md/Att.	2/13	5/14
Third Down: Eff.	15%	36%
<b>TOTAL NET YARDS</b>	<b>234</b>	<b>289</b>
Total Offensive Plays	59	72
Average Per Play	4.0	4.0
<b>NET YARDS RUSHING</b>	<b>73</b>	<b>101</b>
Total Rushing Plays	24	33
Avg. per Rush	3.0	3.1
<b>NET YARDS PASSING</b>	<b>161</b>	<b>188</b>
Sacked/Yards Lost	2/17	1/2
Gross Yards Passing	178	190
Att.-Comp.-I	33-20-1	38-20-2
Completion Pct.	60.6	52.6
<b>PUNTS/AVERAGE</b>	<b>6/39.7</b>	<b>5/36.4</b>
<b>PENALTIES/YARDS</b>	<b>2/5</b>	<b>4/23</b>
<b>FUMBLES/BALLS LOST</b>	<b>2/1</b>	<b>3/2</b>
<b>FIELD GOALS</b>	<b>29,20,46</b>	<b>32,28</b>

## NE PATRIOTS STARTING LINEUP

TE	J. Burke	DE	F. Collins
T	B. Armstrong	DL	M. Wheeler
G	W. Roberts	DL	P. Sagapolutele
C	D. Wohlabaugh	DE	W. McGinest
G	T. Rucci	LB	C. Slade
T	M. Lane	LB	T. Johnson
TE	B. Coates	LB	T. Collins
FB	M. Grier	CB	T. Law
QB	D. Bledsoe	CB	O. Smith
RB	C. Martin	S	L. Milloy
FB	K. Byars	S	W. Clay

## JACKSONVILLE JAGUARS STARTING LINEUP

WR	J. Smith	LE	T. Brackens
T	T. Boselli	DT	C. Simmons
G	B. Coleman	DT	P. Frase
C	D. Widell	DT	D. Davey
G	R. Tylski	DT	J. Jurkovic
T	L. Searcy	DE	J. Lageman
TE	D. Brown	LB	B. Boyer
WR	K. McCardell	LB	T. McManus
QB	M. Brunell	DB	T. Davis
RB	N. Means	DB	D. Hall
TE	P. Mitchell	DB	R. Massey

## GAME NOTES

- The Patriots defense forced four Jaguar turnovers, including a James Stewart fumble which CB Otis Smith returned for the Patriots' final score.
- New England's defense limited Jaguar RB Natrone Means to only 43 yards on 19 carries. Means had gained 315 yards in his two playoff games prior to the AFC Championship game.



# PLAYOFF GAME-BY-GAME

## SUPER BOWL XXXI • GREEN BAY 35, NEW ENGLAND 21 • Superdome

January 26, 1997 • Weather: Indoors • Attendance - 72,301

	1	2	3	4	OT	F
New England Patriots	14	0	7	0	--	21
Green Bay Packers	10	17	8	0	--	35

		SCORE	
TEAM	Q	PLAY	Visitor Home
Green Bay	1	A.Rison 54 yd pass from Favre (Jacke kick)	0 7
Green Bay	1	C.Jacke 37 yd Field Goal	0 10
NE	1	K.Byars 1 yd pass from Bledsoe (Vinatieri kick)	7 10
NE	1	B.Coates 4 yd pass from Bledsoe (Vinatieri kick)	14 10
Green Bay	2	A.Freeman 81 yd pass from Favre (Jacke kick)	14 17
Green Bay	2	C.Jacke 31 yd Field Goal	14 20
Green Bay	2	B.Favre 2 yd run (C.Jacke kick)	14 27
NE	3	C.Martin 18 yd run (A.Vinatieri kick)	21 27
Green Bay	3	D.Howard 99 yd kickoff return (M.Chmura-Favre pass)	21 35

### FINAL INDIVIDUAL STATISTICS

RUSHING	NO	YDS	AVG	LG	TD	RUSHING	NO	YDS	AVG	LG	TD
C. Martin	11	42	3.8	18	1	D. Levens	14	61	4.4	12	0
D. Bledsoe	1	1	1.0	1	0	E. Bennett	17	40	2.4	10	0
D. Meggett	1	0	0	0	0	B. Favre	4	12	3.0	12	1
Patriots:	13	43	3.3	18	1	W. Henderson	1	2	2.0	2	0
						Green Bay:	36	115	3.2	12	1

RECEIVING	NO	YDS	AVG	LG	TD	RECEIVING	NO	YDS	AVG	LG	TD
B. Coates	6	67	11.2	19	1	A. Freeman	3	105	35.0	81	1
T. Glenn	4	62	15.5	44	0	D. Levens	3	23	7.7	14	0
K. Byars	4	42	10.5	32	1	A. Rison	2	77	38.5	54	1
S. Jefferson	3	34	11.3	14	0	W. Henderson	2	14	7.0	8	0
C. Martin	3	28	9.3	20	0	M. Chmura	2	13	6.5	8	0
D. Meggett	3	8	2.7	5	0	K. Jackson	1	10	10.0	10	0
V. Brisky	2	12	6.0	7	0	E. Bennett	1	4	4.0	4	0
Patriots:	25	253	10.1	44	2	Green Bay:	14	246	17.6	81	2

INTERCEPTIONS	NO	YDS	AVG	LG	TD	INTERCEPTIONS	NO	YDS	AVG	LG	TD
Patriots:	0	0	0.0	0	0	B. Williams	1	16	16.0	16	0
						M. Prior	1	8	8.0	8	0
						D. Evans	1	0	0	0	0
						C. Newsome	1	0	0	0	0
						Green Bay:	4	24	15.0	16	0

PUNTING	NO	YDS	AVG	In20	LG	PUNTING	NO	YDS	AVG	In20	LG
T. Tupa	8	361	45.1	3	53	C. Hentrich	7	299	42.7	1	58

PUNT RETURN	NO	FC	YDS	AVG	LG	TD	PUNT RETURN	NO	FC	YDS	AVG	LG	TD
D. Meggett	4	2	30	7.5	20	0	D. Howard	6	1	90	15.0	34	0
Patriots:	4	2	30	7.5	20	0	Green Bay:	6	1	90	15.0	34	0

KICKOFF RET.	NO	YDS	AVG	LG	TD	KICKOFF RET.	NO	YDS	AVG	LG	TD
D. Meggett	5	117	23.4	26	0	D. Howard	4	154	38.5	99	1
H. Graham	1	18	18.0	18	0	Green Bay:	4	154	38.5	99	1
Patriots:	6	135	22.5	26	0						

PASSING	A	C	YDS	PCT.	TD	I	LG	S/YD	RATING
D. Bledsoe	48	25	253	52.1	2	4	44	5/39	46.6
Patriots:	48	25	253	52.1	2	4	44	5/39	46.6

PASSING	A	C	YDS	PCT.	TD	I	LG	S/YD	RATING
B. Favre	27	14	246	51.9	2	0	81	5/38	107.9
Green Bay:	27	14	246	51.9	2	0	81	5/38	107.9

TEAM STATISTICS	NE	GB
TOTAL FIRST DOWNS	16	16
By Rushing	3	8
By Passing	12	6
By Penalty	1	2
Third Down: Md/Att.	4/14	3/15
Third Down: Eff.	29%	20%
TOTAL NET YARDS	257	323
Total Offensive Plays	66	68
Avg. per Play	3.9	4.8
NET YARDS RUSHING	43	115
Total Rushing Plays	13	36
Avg. per Rush	3.3	3.2
NET YARDS PASSING	214	208
Sacked/Yards Lost	5/39	5/38
Gross Yards Passing	253	246
Att.-Comp.-Int	48-25-4	27-14-0
Completion Pct.	52.1	51.9
PUNTS/AVERAGE	8/45.1	7/42.7
PENALTIES/YARDS	2/22	3/41
FUMBLES/BALLS LOST	0/0	0/0
FIELD GOALS	None	37.3147

### NE PATRIOTS STARTING LINEUP

WR	S. Jefferson	DE	F. Collins
T	B. Armstrong	DL	M. Wheeler
G	W. Roberts	DL	P. Sagapolutele
C	D. Wohlabaugh	DE	W. McGinest
G	T. Rucci	LB	C. Stade
T	M. Lane	LB	T. Johnson
TE	B. Coates	LB	T. Collins
WR	T. Glenn	CB	T. Law
QB	D. Bledsoe	CB	O. Smith
RB	C. Martin	S	L. Milloy
FB	K. Byars	S	W. Clay

### GREEN BAY PACKERS STARTING LINEUP

WR	A. Freeman	LE	R. White
T	B. Wilkerson	DT	S. Dotson
G	A. Taylor	NT	G. Brown
C	F. Winters	DE	S. Jones
G	A. Timmerman	LB	W. Simmons
T	E. Dotson	LB	R. Cox
TE	M. Chmura	LB	B. Williams
WR	A. Rison	CB	C. Newsome
QB	B. Favre	CB	D. Evans
RB	E. Bennett	S	L. Butler
RB	W. Henderson	S	E. Robinson

### GAME NOTES

- This game marked the third of three championship games involving the Patriots. (1963 AFC Championship and Super Bowl XX following 1985)
- The two teams combined for a Super Bowl record 24 points in the first quarter. (New England - 14; Green Bay - 10)
- Green Bay's Desmond Howard became the first special teams player to be awarded the Super Bowl MVP trophy.



# PLAYOFF GAME-BY-GAME

**1997 AFC WILD CARD • NEW ENGLAND 17, MIAMI 3 • Foxboro Stadium**  
**January 28, 1997 • Weather: 35 degrees; wind N 15 mph • Attendance - 60,041**

	1	2	3	4	OT	F
Miami	0	0	0	3	--	3
New England	0	7	10	0	--	17

		SCORE	
TEAM	Q PLAY	Visitor	Home
NE	2 T. Brown 24 yd pass from Bledsoe (Vinatieri kick)	0	7
NE	3 T. Collins 40 yd interception return (Vinatieri kick)	0	14
NE	3 A. Vinatieri 22 yd field goal	0	17
Dolphins	4 O. Mare 38 yd field goal	3	17

## FINAL INDIVIDUAL STATISTICS

RUSHING	NO	YDS	AVG	LG	TD	RUSHING	NO	YDS	AVG	LG	TD
D. Cullors	22	86	3.9	13	0	B. Parmalee	9	22	2.4	5	0
M. Grier	6	16	2.7	10	0	K. Abdul-Jabbar	5	16	3.2	15	0
D. Bledsoe	2	4	2.0	4	0	J. McPhail	1	4	4.0	4	0
D. Meggett	1	2	2.0	2	0	D. Marino	1	2	2.0	2	0
Patriots:	31	108	3.5	13	0	S. Pritchett	1	-2	-2.0	-2	0
						Miami:	17	42	2.5	15	0

RECEIVING	NO	YDS	AVG	LG	TD	RECEIVING	NO	YDS	AVG	LG	TD
T. Glenn	4	57	14.3	24	0	J. McPhail	5	28	5.6	16	0
B. Coates	4	25	6.3	9	0	L. Thomas	3	62	20.7	42	0
T. Brown	2	32	16.0	24t	1	B. Parmalee	3	13	4.3	9	0
D. Meggett	2	11	5.5	14	0	OJ McDuffie	3	6	2.0	5	0
S. Jefferson	1	7	7.0	7	0	B. Perriman	1	13	13.0	13	0
L. Purnell	1	4	4.0	4	0	C. Jordan	1	11	11.0	11	0
S. Gash	1	3	3.0	3	0	T. Drayton	1	8	8.0	8	0
D. Cullors	1	0	0	0	0	Miami:	17	141	8.3	42	0
Patriots:	16	139	8.7	24t	1						

INTERCEPTIONS	NO	YDS	AVG	LG	TD	INTERCEPTIONS	NO	YDS	AVG	LG	TD
T. Collins	1	40	40.0	40t	1	Miami:	0	0	0.0	0	0
C. Slade	1	22	22.0	22	0						
Patriots:	2	62	31.0	40	1						

PUNTING	NO	YDS	AVG	In20	LG	PUNTING	NO	YDS	AVG	In20	LG
T. Tupa	7	257	36.7	1	49	J. Kidd	7	262	37.4	1	47

PUNT RETURN	NO	FC	YDS	AVG	LG	TD	PUNT RETURN	NO	FC	YDS	AVG	LG	TD
D. Meggett	1	0	10	10.0	10	0	OJ McDuffie	4	2	34	0.0	12	0
T. Brown	1	2	0	0.0	0	0	T. Buckley	1	0	11	0.0	11	0
Patriots:	2	2	10	5.0	10	0	Miami:	5	2	45	9.0	12	0

KICKOFF RET.	NO	YDS	AVG	LG	TD	KICKOFF RET.	NO	YDS	AVG	LG	TD
D. Cullors	1	17	17.0	17	0	C. Harris	3	77	25.7	40	0
Patriots:	1	17	17.0	17	0	Miami:	3	77	25.7	40	0

PASSING	A	C	YDS	PCT.	TD	I	LG	S/YD	RATING
D. Bledsoe	32	16	139	50.0	1	0	24t	3/19	72.3
Patriots:	32	16	139	50.0	1	0	24t	3/19	72.3

PASSING	A	C	YDS	PCT.	TD	I	LG	S/YD	RATING
D. Marino	43	17	141	39.5	0	2	42	4/21	29.3
Miami:	43	17	141	39.5	0	2	42	4/21	29.3

TEAM STATISTICS	NE	MIA
TOTAL FIRST DOWNS	15	10
By Rushing	7	2
By Passing	7	6
By Penalty	1	2
Third Down: Md/Att.	7/17	5/17
Third Down: Eff.	41%	29%
TOTAL NET YARDS	228	162
Total Offensive Plays	66	64
Avg. per Play	3.5	2.5
NET YARDS RUSHING	108	42
Total Rushing Plays	31	17
Avg. per Rush	3.5	2.5
NET YARDS PASSING	120	120
Sacked/Yards Lost	3/19	4/21
Gross Yards Passing	139	141
Att.-Comp.-Int	32-16-0	43-17-2
Completion Pct.	50.0	39.5
PUNTS/AVERAGE	7/36.7	7/37.4
PENALTIES/YARDS	5/31	5/21
FUMBLES/BALLS LOST	2/0	2/1
FIELD GOALS	48, 47, 22	38

## NE PATRIOTS STARTING LINEUP

WR	S. Jefferson	DE	C. Sullivan
T	B. Armstrong	DL	M. Wheeler
G	M. Lane	DL	H. Thomas
C	D. Wohlabaugh	DE	W. McGinest
G	T. Rucci	LB	C. Slade
T	Z. Moss	LB	T. Johnson
TE	B. Coates	LB	T. Collins
WR	T. Glenn	CB	T. Law
QB	D. Bledsoe	CB	J. Hitchcock
RB	D. Cullors	S	L. Milloy
FB	K. Byars	S	W. Clay

## MIAMI DOLPHINS STARTING LINEUP

WR	L. Thomas	LE	T. Armstrong
T	R. Webb	DT	T. Bowens
G	J. Buckley	NT	D. Gardner
C	T. Ruddy	DE	J. Taylor
G	E. McIver	LB	A. Harris
T	J. Brown	LB	Z. Thomas
TE	T. Drayton	LB	D. Hollier
WR	OJ McDuffie	CB	T. Buckley
QB	D. Marino	CB	S. Madison
RB	B. Parmalee	S	S. Wooden
RB	S. Pritchett	S	C. Jackson

## GAME NOTES

- The Patriots victory marked their third consecutive home playoff win.
- New England held the Dolphins to only three points, the lowest total in Patriots' playoff history (tied with Jan. 5, 1997, vs. Pittsburgh). They also limited Miami's offense to 162 yards, the lowest total in team playoff history.
- New England did not turn the ball over, while forcing Miami into two interceptions and a fumble. One interception was returned 40-yards for a touchdown by LB Todd Collins.



# PLAYOFF GAME-BY-GAME

**1997 AFC DIVISIONAL • PITTSBURGH 7, NEW ENGLAND 6 • Three Rivers Stadium**  
**January 3, 1998 • Weather: 55 degrees; wind SW 12 mph • Attendance - 61,228**

	1	2	3	4	OT	F
New England	0	3	0	3	--	6
Pittsburgh	7	0	0	0	--	7

TEAM	Q	PLAY	SCORE	
			Visitor	Home
Pittsburgh	1	K. Stewart 40 yd run (Johnson kick)	0	7
NE	2	A. Vinatieri 31 yd field goal	3	7
NE	4	A. Vinatieri 46 yd field goal	6	7

## FINAL INDIVIDUAL STATISTICS

RUSHING	NO	YDS	AVG	LG	TD	RUSHING	NO	YDS	AVG	LG	TD
S. Shaw	10	22	2.2	9	0	K. Stewart	11	68	6.2	40	1
D. Cullors	7	18	2.6	8	0	J. Bettis	25	67	2.7	14	0
D. Bledsoe	2	-4	-2.0	3	0	F. McAfee	1	10	10.0	10	0
Patriots:	19	36	1.9	9	0	Pittsburgh:	37	145	3.9	40	1

RECEIVING	NO	YDS	AVG	LG	TD	RECEIVING	NO	YDS	AVG	LG	TD
S. Jefferson	9	104	11.6	19	0	C. Hawkins	4	28	7.0	9	0
T. Glenn	5	96	19.2	39	0	Y. Thigpen	3	54	18.0	28	0
V. Brisby	3	37	12.3	20	0	C. Johnson	3	28	9.3	10	0
K. Byars	2	1	0.5	2	0	T. Lester	2	3	1.5	3	0
S. Shaw	1	13	13.0	13	0	W. Blackwell	1	14	14.0	14	0
T. Brown	1	6	6.0	6	0	J. Bettis	1	7	7.0	7	0
S. Gash	1	6	6.0	6	0	Pittsburgh:	14	134	9.6	28	0
D. Cullors	1	1	1.0	1	0						
Patriots:	23	264	11.5	39	0						

INTERCEPTIONS	NO	YDS	AVG	LG	TD	INTERCEPTIONS	NO	YDS	AVG	LG	TD
S. Israel	1	0	0.0	0	0	C. Scott	1	27	27.0	27	0
Patriots:	1	0	0.0	0	0	L. Kirkland	1	21	21.0	21	0
						Pittsburgh:	2	48	24.0	27	0

PUNTING	NO	YDS	AVG	In20	LG	PUNTING	NO	YDS	AVG	In20	LG
T. Tupa	7	294	42.0	2	54	J. Miller	9	294	32.7	4	46

PUNT RETURN	NO	FC	YDS	AVG	LG	TD	PUNT RETURN	NO	FC	YDS	AVG	LG	TD
D. Meggett	3	2	24	8.0	10	0	W. Blackwell	4	0	78	19.5	58	0
Patriots:	3	2	24	8.0	10	0	C. Hawkins	0	1	0	0.0	0	0
							Pittsburgh:	4	1	78	19.5	58	0

KICKOFF RET.	NO	YDS	AVG	LG	TD	KICKOFF RET.	NO	YDS	AVG	LG	TD
C. Canty	2	36	18.0	23	0	W. Blackwell	3	36	12.0	18	0
Patriots:	2	36	18.0	23	0	A. Coleman	0	8	--	8	0
						Pittsburgh:	3	44	14.7	18	0

PASSING	A	C	YDS	PCT.	TD	I	LG	S/YD	RATING
D. Bledsoe	44	23	264	52.3	0	2	39	2/20	51.7
Patriots:	44	23	264	52.3	0	2	39	2/20	51.7

PASSING	A	C	YDS	PCT.	TD	I	LG	S/YD	RATING
K. Stewart	31	14	134	45.2	0	1	28	2/0	44.3
Pittsburgh:	31	14	134	45.2	0	1	28	2/0	44.3

TEAM STATISTICS	NE	PIT
TOTAL FIRST DOWNS	15	16
By Rushing	1	6
By Passing	14	8
By Penalty	0	2
Third Down: Md/Att.	6/15	8/18
Third Down: Eff.	40%	44%
TOTAL NET YARDS	280	279
Total Offensive Plays	65	70
Avg. per Play	4.3	4.0
NET YARDS RUSHING	36	145
Total Rushing Plays	19	37
Avg. per Rush	1.9	3.9
NET YARDS PASSING	244	134
Sacked/Yards Lost	2/20	2/0
Gross Yards Passing	264	134
Att/Comp./Int	44-23-2	31-14-1
Completion Pct.	52.3	45.2
PUNTS/AVERAGE	7/42.0	9/32.7
PENALTIES/YARDS	7/68	5/41
FUMBLES/BALLS LOST	2/2	0/0
FIELD GOALS	31.46	None

## NE PATRIOTS STARTING LINEUP

WR S. Jefferson	DE C. Sullivan
T B. Armstrong	DL M. Wheeler
G M. Lane	DL H. Thomas
C D. Wohlabaugh	DE W. McGinest
G T. Rucci	LB C. Slade
T Z. Moss	LB T. Johnson
TE B. Coates	LB T. Collins
WR T. Glenn	CB T. Law
QB D. Bledsoe	CB J. Hitchcock
RB D. Cullors	S L. Milloy
FB S. Gash	S W. Clay

## PITTSBURGH STEELERS STARTING LINEUP

WR Y. Thigpen	LE N. Harrison
T J. Jackson	DT J. Steed
G W. Wolford	DE K. Henry
C D. Dawson	LB J. Gildon
G B. Stai	LB L. Kirkland
T J. Strzelczyk	LB E. Holmes
TE M. Bruener	LB D. Jones
WR C. Johnson	CB C. Scott
QB K. Stewart	CB C. Lake
RB T. Lester	S M. Bell
RB J. Bettis	S D. Perry

## GAME NOTES

- Patriots K Adam Vinatieri accounted for all the Patriots scoring, connecting on two field goals (31 and 46 yards).
- Patriots WR Shawn Jefferson caught a team playoff record nine passes for 104 yards. Jefferson has caught a franchise record 24 passes in his six playoff games with the Patriots.



# PLAYOFF GAME-BY-GAME

## 1998 AFC WILD CARD • JACKSONVILLE 25, NEW ENGLAND 10 • Alltel Stadium

January 3, 1999 • Weather: 60 degrees; wind W 10 mph • Attendance - 71,139

	1	2	3	4	OT	F
New England	0	0	7	3	--	10
Jacksonville	6	6	0	13	--	25

TEAM	Q	PLAY	Visitor	Home
Jacksonville	1	M. Hollis 35 yd field goal	0	3
Jacksonville	1	M. Hollis 24 yd field goal	0	6
Jacksonville	2	F. Taylor 13 yd run (two-point attempt failed)	0	12
NE	3	R. Edwards 1 yd run (Vinatieri kick)	7	12
NE	4	A. Vinatieri 27 yd field goal	10	12
Jacksonville	4	J. Smith 37 yd pass from Brunell (Hollis kick)	10	19
Jacksonville	4	M. Hollis 34 yd field goal	10	22
Jacksonville	4	M. Hollis 21 yd field goal	10	25

### FINAL INDIVIDUAL STATISTICS

RUSHING	NO	YDS	AVG	LG	TD	RUSHING	NO	YDS	AVG	LG	TD
Edwards	17	28	1.6	7	1	F. Taylor	33	162	4.9	46	1
S. Shaw	1	4	4.0	4	0	M. Brunell	4	-2	-0.5	0	0
T. Carter	1	3	3.0	3	0	Jacksonville:	37	160	4.3	46	1
Patriots:	19	35	1.8	7	1						

RECEIVING	NO	YDS	AVG	LG	TD	RECEIVING	NO	YDS	AVG	LG	TD
T. Brown	4	46	11.5	21	0	K. McCardell	6	72	12.0	19	0
S. Jefferson	4	30	7.5	10	0	J. Smith	5	56	11.2	37	1
T. Simmons	3	42	14.0	16	0	P. Mitchell	1	22	22.0	22	0
R. Edwards	3	33	11.0	17	0	D. Jones	1	8	8.0	8	0
D. Cullors	2	17	8.5	13	0	D. Shelton	1	3	3.0	3	0
B. Coates	2	10	5.0	8	0	Jacksonville:	14	161	11.5	37	1
T. Carter	2	3	1.5	3	0						
L. Purnell	1	9	9.0	9	0						
Patriots:	21	190	9.0	21	0						

INTERCEPTIONS	NO	YDS	AVG	LG	TD	INTERCEPTIONS	NO	YDS	AVG	LG	TD
Patriots:	0	0	0.0	0	0	C. Hudson	1	17	17.0	17	0
						Jacksonville:	1	17	17.0	17	0

PUNTING	NO	YDS	AVG	In20	LG	PUNTING	NO	YDS	AVG	In20	LG
T. Tupa	8	378	47.3	1	58	B. Barker	6	269	44.8	1	60

PUNT RETURN	NO	FC	YDS	AVG	LG	TD	PUNT RETURN	NO	FC	YDS	AVG	LG	TD
T. Brown	4	0	27	6.8	17	0	R. Barlow	7	0	72	10.3	14	0
Patriots:	4	0	27	6.8	17	0	Jacksonville:	7	0	72	10.3	14	0

KICKOFF RET.	NO	YDS	AVG	LG	TD	KICKOFF RET.	NO	YDS	AVG	LG	TD
D. Cullors	6	64	10.7	21	0	R. Barlow	3	66	22.0	25	0
S. Shaw	1	14	14.0	14	0	Jacksonville:	3	66	22.0	25	0
Patriots:	7	78	11.1	21	0						

PASSING	A	C	YDS	PCT.	TD	I	LG	S/YD	RATING
S. Zolak	44	21	190	47.7	0	1	21	2/19	50.4
Patriots:	44	21	190	47.7	0	1	21	2/19	50.4

PASSING	A	C	YDS	PCT.	TD	I	LG	S/YD	RATING
M. Brunell	34	14	161	41.1	1	0	37	2/13	65.9
Jacksonville:	34	14	161	41.1	1	0	37	2/13	65.9

TEAM STATISTICS	PATS	JAX
TOTAL FIRST DOWNS	14	17
By Rushing	3	6
By Passing	11	9
By Penalty	0	2
Third Down: Md/Att.	5/15	7/18
Third Down: Eff.	33%	39%
TOTAL NET YARDS	206	308
Total Offensive Plays	65	73
Avg. per Play	3.2	4.2
NET YARDS RUSHING	35	160
Total Rushing Plays	19	37
Avg. per Rush	1.8	4.3
NET YARDS PASSING	171	148
Sacked/Yards Lost	2/19	2/13
Gross Yards Passing	190	161
Att/Comp./Int	44/21/1	34/14/0
Completion Pct.	47.7	41.2
PUNTS/AVERAGE	8/47.3	6/44.8
PENALTIES/YARDS	6/50	4/35
FUMBLES/BALLS LOST	4/2	1/0
FIELD GOALS	27	35.24
		34.21

### NE PATRIOTS STARTING LINEUP

WR	S. Jefferson	DE	F. Collons
T	B. Armstrong	DT	C. Eaton
G	M. Lane	DT	H. Thomas
C	D. Wohlabaugh	DE	W. McGinest
G	T. Rucci	LB	C. Slade
T	Z. Moss	LB	M. Moore
TE	B. Coates	LB	T. Bruschi
TE	R. Rutledge	CB	T. Law
QB	S. Zolak	CB	S. Israel
RB	R. Edwards	S	L. Milloy
FB	T. Carter	S	W. Clay

### JACKSONVILLE JAGUARS STARTING LINEUP

WR	J. Smith	LE	J. Smeenge
T	T. Boselli	DT	J. Jurkovic
G	B. Coleman	DT	K. Pritchett
C	J. Wade	DE	E. Curry
G	B. DeMarco	LB	B. Paup
T	L. Searcy	LB	B. Schwartz
TE	P. Mitchell	LB	K. Hardy
WR	K. McCardell	CB	A. Beasley
QB	M. Brunell	CB	D. Thomas
RB	F. Taylor	S	D. Darius
RB	D. Shelton	S	C. Hudson

### GAME NOTES

- This was the Patriots sixth playoff game in three years and it marked the third consecutive season they qualified for postseason play.
- Despite playing without four starters, the Patriots trailed by only two points, 12-10, early in the fourth quarter.
- Jacksonville's RB Fred Taylor rushed for 162 yards on 33 carries, the second highest total recorded against the Patriots in playoff history.



## ***NOTES***






**NEW ENGLAND PATRIOTS**


# **EXTRA POINTS**



# WBCN's Rock Radio Network



**Gil Santos**



**Gino Cappelletti**

WBCN 104.1 FM, now in its seventh season as the flagship station of the New England Patriots, will once again provide complete and comprehensive coverage of every Patriots game throughout the 2001 season to millions of fans throughout New England. Fans will continue to benefit from WBCN's delivery of static-free stereo sound.

Gil Santos and broadcast partner Gino Cappelletti will once again deliver play-by-play accounts for every Patriots game this season. The popular broadcast team celebrates their 18th season together, their seventh on WBCN's Rock Radio Network.

Santos is now in his 25th season as the voice of the Patriots, having covered the team for WBZ Radio from 1966-79 and again from 1991-94. The veteran play-by-play broadcaster remains at WBZ as the station's sports director.

Cappelletti enters his 21st season offering his insight and expert analysis of the game. It would be

hard to find anyone more knowledgeable on the subject of the Patriots than Cappelletti. He was one of the original members of the Boston Patriots and retired in 1971 after an 11-year all-star career. He remains the Patriots all-time leading scorer (1,130 points) and ranks fifth among the Patriots all-time leading receivers entering the 2001 season. Following his playing career, he spent three seasons on the Patriots sidelines (1979-81) as an assistant on Ron Erhardt's staff and 21 years in the broadcast booth, providing game analysis along with Santos (1972-78 and 91-present) and Dale Arnold (1988-90).

Game day coverage on WBCN begins three hours before each game. WBCN sports director Bill Abbate and former Patriots great Pete Brock host the pre-game show. They also provide a two-hour post-game show that includes exclusive coverage of Head Coach Bill Belichick's post-game press conference and interviews with Patriots players.



## PATRIOTS RADIO NETWORK

### Flagship Station

WBCN.....104.1 FM.....Boston, Mass.

### Massachusetts

WBCN.....104.1 FM.....Boston  
WSAR.....1480 AM.....Fall River  
WEIM.....1280 AM.....Fitchburg  
WINQ.....97.7 FM.....Gardner  
WGAM.....1520 AM.....Greenfield  
WBSM.....1240 AM.....New Bedford  
WHMP.....99.3 FM.....Northampton  
WBEC.....1420 AM.....Pittsfield  
WHYN.....560 AM.....Springfield  
WTAG.....580 AM.....Worcester

### Connecticut

WLAD.....800 AM.....Danbury  
WTIC.....1080 AM.....Hartford  
WAXK.....102.3 FM.....New London  
WINY.....1350 AM.....Putnam

### Maine

WZON.....610 AM.....Bangor  
WMDI.....107.7 FM.....Bar Harbor  
WIDE.....1400 AM.....Biddeford  
WQDY.....1230 AM.....Calais  
WQSS.....102.5 FM.....Camden  
WDME.....103.1 FM.....Dover-Foxcroft  
WTME.....1240 AM.....Lewiston  
WJAB.....1440 AM.....Portland  
WSKW.....1160 AM.....Skowhegan





# RADIO NETWORK (CONT.)

## New Hampshire

WMOU.....	1230 AM	Berlin
WTSL.....	1400 AM	Hanover
WKBK.....	1220 AM	Keene
WBHG.....	101.5 FM	Laconia
WLTN.....	1400 AM	Littleton
WMTK.....	106.3 FM	Littleton
WGIR.....	610 AM	Manchester
WPNH.....	100.1FM	Plymouth
WQSO.....	96.7 FM	Portsmouth

## Rhode Island

WADK.....	1540 AM	Newport
WSKO.....	790 AM	Providence
WOON.....	1240 AM	Woonsocket

## Vermont

WKVT.....	92.7 FM	Brattleboro
WEAV.....	960 AM	Burlington
WDEV.....	550 AM	Waterbury
WDEV.....	96.1 FM	Waterbury

## 2001 PRESEASON TV NETWORK

For the seventh consecutive season, the New England Patriots will team with WCVB-TV, Channel 5 in Boston, to televise each of the Patriots preseason games. The games are locally produced by Boston Bureau Productions. The Patriots will once again handle the advertising sales and oversee the production of the games. Veteran CBS broadcaster Don Criqui will once again provide play-by-play details throughout the preseason. He will be joined by former NFL head coach and current CBS analyst Jerry Glanville. The broadcast team has been calling Patriots preseason games together for the last seven years. The tandem will be joined by WCVB's sports director Mike Lynch, who will offer his on-field insights throughout the preseason as the broadcast team's sideline reporter.

The Patriots preseason schedule and televising network of New England stations are listed below:

### Preseason Broadcast Schedule

Date	Opponent	Time
Aug. 10, 2001	New York Giants.....	8:00 p.m.
Aug. 18, 2001	at Carolina Panthers.....	8:00 p.m.
Aug. 25, 2001	at Tampa Bay Buccaneers.....	7:30 p.m.
Aug. 30, 2001	Washington Redskins.....	8:00 p.m.

### Preseason Broadcast Network

Boston, MA.....	WCVB.....	Ch. 5
Providence, RI.....	WNAC.....	Ch. 64
Hartford, CT.....	WTXX.....	Ch. 20
Portland, ME.....	WMTW.....	Ch. 8
Manchester, NH.....	WMUR.....	Ch. 9



**Don Criqui**



**Jerry Glanville**



**Mike Lynch**



# STAY TUNED

## PATRIOTS MONDAY

Patriots Monday offers exclusive interviews with Head Coach Bill Belichick and quarterback Drew Bledsoe every Monday afternoon throughout the season. The weekly program can be heard throughout the Boston area on WWZN Radio, 1510 AM, from 4:00 to 7:00 p.m. The program is also available live on the Internet through the Patriots web site, [www.patriots.com](http://www.patriots.com). Local FOX affiliate WFXT's sports anchor Butch Stearns is the host of Patriots Monday. He will be joined by two venerable veterans, the *Boston Globe's* Will McDonough and the *Providence Journal's* Jim Donaldson. Together, the two provide nearly 60 years of experience covering the team and offer unique and valued insights throughout the season. This year, Patriots Monday extends until 8:00 p.m. with a bonus hour of Patriots talk provided by the writers of *Patriots Football Weekly*.

## PATRIOTS ALL ACCESS

Saturdays at 11 a.m. and 7:00 p.m. on WCVB in Boston

*Patriots All Access*, an Emmy Award-winning one-hour magazine show, airs weekly throughout the season on WCVB, Channel 5 in Boston. Indicative of its name, *Patriots All Access* provides viewers exclusive, behind-the-scenes access and in-depth weekly features on Patriots players and personnel. The program is hosted by WCVB sports director Mike Lynch, who interviews Patriots Head Coach Bill Belichick and a Patriots player of the game each week. *Patriots All Access* offers game previews, reviews and the most complete analysis of every Patriots game, including player insight during the weekly features provided by John Dennis. The program airs on Saturdays at 11:00 a.m. and again at 7:00 p.m. on WCVB in Boston and can also be seen on Sundays at 11:00 a.m. in Providence on WPRI (Ch. 12) and at noon in Portland, Maine on WMTW (Ch. 8). New to the network, *Patriots All Access* will also be shown on WMUR (Ch. 9) in Manchester, NH. Check your local listings for times and other possible locations.

## PATRIOTS 5TH QUARTER

After the game, tune into *Patriots Fifth Quarter*, the popular postgame show featuring live coverage of the press conferences with head coach Bill Belichick and quarterback Drew Bledsoe. It's a complete wrap-up with game highlights, analysis and player reaction after the game. *Patriots Fifth Quarter* will air immediately following at least six regular season games; Cincinnati (9/9), Miami (10/7), Indianapolis (10/21), Buffalo (11/11), New York Jets (12/2) and Buffalo (12/16).

## PATRIOTS POOL REPORTERS

Veteran beat reporters Glen Farley of the *Brockton Enterprise* and Ron Hobson of the *Quincy Patriot Ledger* will serve as the Patriots Pool Reporters for the upcoming season. In the event that there is the need to get comments from a game official after a game, a Pool Reporter will be allowed access to ask questions and record comments. The comments will then be distributed by the Pool Reporter to all other media. Farley and Hobson each sit in the first row of the Patriots press box on game days.



Glen Farley  
Brockton Enterprise



Ron Hobson  
Quincy Patriot Ledger

## PATRIOTS.COM RADIO

Extending to audiences around the world, [www.patriots.com](http://www.patriots.com), the official web site of the New England Patriots, also offers weekday programming throughout the season on Patriots.com Radio. From noon until midnight each weekday, Patriots fans can tune in via the Internet to hear candid commentary during *Patriots Cafe*, a lunch-hour chat with players, coaches, team officials, writers and broadcasters. Patriots.com Radio will also offer press conferences and player interviews throughout the week. *PFW in Progress* is another regular segment, featuring the staff of *Patriots Football Weekly* who discuss daily news, notes and anecdotes that they have discovered during their daily coverage of the team.



# TRAINING CAMP



## BRYANT COLLEGE IN SMITHFIELD, RI

**CAMP OPENS:**

Thursday, July 26, 2001

**CAMP ENDS:**

Tuesday, August 21, 2001

**MAILING ADDRESS:**

Bryant College  
c/o New England Patriots  
1150 Douglas Pike  
Smithfield, RI 02917

**OFFICE PHONE:**

(401) 232-1776

**FAN INFO LINE:**

(401) 232-6480

For the 26th year, the Patriots will use Bryant College as the site of their summer training camp. This prestigious business college, located on a 392-acre campus in close proximity to Providence, Boston, and Worcester, attracts students from 31 states and 43 countries.

Bryant College has a 138-year tradition in higher education offering undergraduate and graduate degrees. State-of-the-art technology, a curriculum that balances business with liberal arts, and an outstanding faculty help students achieve their personal best in life and in business. The college's accreditation by AACSB International—The Association to Advance Collegiate Schools of Business, and the New England Association of Schools and Colleges, demonstrates its commitment to academic excellence. *Barron's* listed Bryant as one of the "Best Buys" in higher education.

Bryant's academic reputation is enhanced by the resources it provides to support the region's business community. Many businesses utilize the facility for meetings, conferences, and retreats or work with the Executive Development Center for educational and training programs. The John H. Chafee Center for International Business assists organizations with import/export and international trade issues and the college has developed strategic alliances with businesses and government to support small business development and telecommunication advances. New athletic facilities, ample residential accommodations, and prime location have made Bryant College an attractive site for the Patriots to continue their training camp through 2001.

For more information about Bryant College, call (401) 232-6000; or visit their web site at [www.bryant.edu](http://www.bryant.edu).



# 2001 NEW ENGLAND PATRIOTS

## CHEERLEADERS



**Director/Choreographer:**  
Tracy Sormanti

### Line Captains:

Jennifer Brody  
Nicole Chapman  
Michelle Ebrecht  
Christina Previti  
Kalen Samsel

**"Pat Patriot" Mascot:**  
Matthew Noonan

### Veterans:

Doni Akers  
Danielle Bergeron  
Kristie Borges  
Benita Dewing  
Ann DuLong  
Alani Gabriel  
Michelle Gagnon  
Tracie Guenette  
Elizabeth Harlow  
Cathe Healey  
Meghan Kennedy  
Alyssa Manzi  
Debra Molloy  
Barbara Ann Noe  
Randee Quickel  
Dawn Quintiliani  
Randi Shea  
Gabrielle Valliere

### Rookies:

Jennifer Anania  
Samantha Baker  
Amy Breton  
Chellana Dinsmore  
Daryl Driscoll  
Robin Galipeau  
Melissa Masoian  
Nicole McDaniel  
Jennifer Merullo  
Sarah Mitchell  
Nichole Wilcott  
Malikah Williams  
Michelle Wincze


The New England Patriots are committed to performing at a championship level both on the field and in the community. That commitment is personified by the New England Patriots Cheerleaders, who are considered among the premier professional dance teams in the nation.

The squad provides entertainment to thousands of Patriots fans with their high-energy dance routines on the sidelines of every game at Foxboro Stadium. Their dance performances combine gymnastics, stunts and kick lines. Tracy Sormanti, the staff's director and choreographer, employs a wide repertoire of routines, earning the Patriots Cheerleaders a reputation for being among the most versatile in the league.

This year's squad consists of 36 of New England's most talented and beautiful performers. The range of occupational backgrounds, which include school teachers, college students, business owners, accountants, social workers and public relations representatives, reflects the talents that make up this year's squad.

In addition to performing on the Patriots sidelines, the Patriots Cheerleaders are also committed to community service. In 2000 alone, the squad volunteered over 1,500 hours to charitable organizations throughout New England such as the Make-A-Wish Foundation, the D.A.R.E. program, the Genesis Fund and Special Olympics, just to name a few.

The Patriots Cheerleaders also make hundreds of appearances for corporations and businesses throughout New England each year. For appearance rates and availability, please contact the Patriots Cheerleaders Director and Choreographer, Tracy Sormanti, at (508) 384-9101.



# NATIONAL FOOTBALL LEAGUE

280 PARK AVENUE ★ NEW YORK, NY 10017 ★ (212) 450-2000 ★ F: (212) 281-7573

## AFC

### BALTIMORE RAVENS

11001 Owings Mills Blvd.  
Owings Mills, MD 21117  
(410) 654-6200  
(410) 654-6249 (FAX)

### BUFFALO BILLS

Ralph Wilson Stadium  
One Bills Drive  
Orchard Park, NY 14127  
(716) 648-1800  
(716) 649-6446 (FAX)

### CINCINNATI BENGALS

One Paul Brown Stadium  
Cincinnati, OH 45202  
(513) 621-3550  
(513) 621-3570 (FAX)

### CLEVELAND BROWNS

76 Lou Groza Boulevard  
Berea, OH 44017  
(440) 891-5000  
(440) 891-5009 (FAX)

### DENVER BRONCOS

13655 Broncos Parkway  
Englewood, CO 80112  
(303) 649-9000  
(303) 649-9354 (FAX)

### INDIANAPOLIS COLTS

Union Federal Football Center  
7001 West 56th Street  
Indianapolis, IN 46254  
(317) 297-2658  
(317) 388-0982 (FAX)

### JACKSONVILLE JAGUARS

One Alltel Stadium Place  
Jacksonville, FL 32202  
(904) 633-6000  
(904) 633-6055 (FAX)

### KANSAS CITY CHIEFS

One Arrowhead Drive  
Kansas City, MO 64129  
(816) 920-9300  
(816) 923-4719 (FAX)

### MIAMI DOLPHINS

Pro Player Stadium  
7500 S.W. 30th St.  
Davie, FL 33314  
(954) 452-7010  
(954) 452-7055 (FAX)

### NEW ENGLAND PATRIOTS

60 Washington Street  
Foxboro, MA 02035  
(508) 543-8200  
(508) 543-9053 (FAX)

### NEW YORK JETS

1000 Fulton Avenue  
Hempstead, NY 11550  
(516) 560-8100  
(516) 560-8197 (FAX)

### OAKLAND RAIDERS

1220 Harbor Bay Parkway  
Alameda, CA 94502  
(510) 864-5000  
(510) 864-5134 (FAX)

### PITTSBURGH STEELERS

P.O. Box 6763  
Pittsburgh, PA 15212  
(412) 323-1200  
(412) 323-2183 (FAX)

### SAN DIEGO CHARGERS

4020 Murphy Canyon Road  
San Diego, CA 92123  
(858) 874-4500  
(858) 292-2760 (FAX)

### SEATTLE SEAHAWKS

11220 N.E. 53rd Street  
Kirkland, WA 98033  
(425) 827-9777  
(425) 893-5108 (FAX)

### TENNESSEE TITANS

Baptist Sports Park  
460 Great Circle Rd.  
Nashville, TN 37228  
(615) 565-4000  
(615) 565-4105 (FAX)

## NFC

### ARIZONA CARDINALS

8701 South Hardy Drive  
Tempe, AZ 85284-2800  
(602) 379-0101  
(602) 379-1821 (FAX)

### ATLANTA FALCONS

4400 Falcon Parkway  
Flowery Branch, GA 30542  
(770) 965-3115  
(770) 965-2766 (FAX)

### CAROLINA PANTHERS

800 South Mint Street  
Charlotte, NC 28202  
(704) 358-7000  
(704) 358-7656 (FAX)

### CHICAGO BEARS

1000 Football Drive  
Halas Hall @ Conway Park  
Lake Forest, IL 60045  
(847) 295-6600  
(847) 615-2387 (FAX)

### DALLAS COWBOYS

One Cowboys Parkway  
Irving, TX 75063-4999  
(972) 556-9900  
(972) 556-9304 (FAX)

### DETROIT LIONS

1200 Featherstone Road  
Pontiac, MI 48342  
(248) 335-4131  
(248) 335-1403 (FAX)

### GREEN BAY PACKERS

1265 Lombardi Avenue  
Green Bay, WI 54304  
(920) 496-5700  
(920) 496-5712 (FAX)

### MINNESOTA VIKINGS

9520 Viking Drive  
Eden Prairie, MN 55344  
(952) 828-6500  
(952) 828-6540 (FAX)

### NEW ORLEANS SAINTS

5800 Airline Drive  
Metairie, LA 70003  
(504) 733-0255  
(504) 731-1888 (FAX)

### NEW YORK GIANTS

Giants Stadium  
East Rutherford, NJ 07073  
(201) 935-8111  
(201) 935-8493 (FAX)

### PHILADELPHIA EAGLES

Veterans Stadium  
3501 S. Broad Street  
Philadelphia, PA 19148  
(215) 463-2500  
(215) 339-5464 (FAX)

### SAN FRANCISCO 49ERS

4949 Centennial Boulevard  
Santa Clara, CA 95054-1229  
(408) 562-4949  
(408) 727-4937 (FAX)

### ST. LOUIS RAMS

1 Rams Way  
St. Louis, MO 63045  
(314) 982-7267  
(314) 770-9261 (FAX)

### TAMPA BAY BUCCANEERS

One Buccaneer Place  
Tampa, FL 33607  
(813) 870-2700  
(813) 878-0813 (FAX)

### WASHINGTON REDSKINS

21300 Redskins Park Drive  
Ashburn, VA 20147  
(703) 478-8900  
(703) 877-2086 (FAX)



# THE PATRIOTS AND THE COMMUNITY:

## A WINNING TEAM

"The New England Patriots Charitable Foundation, Inc. has been established as a vehicle to help support the youth and families of New England. The Foundation's mission is to assist a variety of charitable organizations and programs that foster cultural diversity, education, family and health. The Foundation uses its resources to serve the youth of New England by encouraging their education, growth, creativity, development of character, and to help provide a better quality of life in the communities the Foundation serves."

Myra and Robert Kraft's visions for the Patriots include using the team's name and high visibility to enhance cultural diversity, youth sports and education, family, health and women's issues. One of the Krafts' first acts after purchasing the Patriots was to establish the New England Patriots Charitable Foundation. Since 1994, the Foundation has assisted more than 5,000 New England charities, through fund raisers and community outreach, donating over \$2 million to support a range of civic activities and to aid New England communities.

The New England Patriots Charitable Foundation assists a variety of nonprofits from smaller grassroots organizations such as Mothers Against Violence In Schools and My One Wish (for children with cancer) to New England chapters of large national charities such as United Way and the American Cancer Society.

More than 75 percent of the Foundation's resources are infused into communities throughout New England. Foundation funds are raised through personal contributions from players and staff, personalized messages appearing on the scoreboard during Patriots home games, the Patriots Online Charity Auction – featuring one-of-a-kind autographed memorabilia and unique fan



**Wide receiver Troy Brown helps deliver Thanksgiving food baskets filled with turkey and all the trimmings to families in the Boston area. The Patriots, who run the program along with Morgan Memorial Goodwill Industries, donate more than \$10,000 each year.**

experiences – and through two major Foundation fundraisers: the Patriots Kickoff Gala and the Patriots Charity Golf Tournament.

The annual Patriots Kickoff Gala in August raises more than \$250,000 for the Foundation. Each Patriot player and coach and approximately 750 New England Patriots Charitable Foundation supporters gather for a reception and dinner and official introduction of the team's season roster.

The Patriots Charity Golf Tournament each June raises more than \$300,000, an increase from the \$175,000 raised at the first tournament in 1998. Like the Kickoff Gala, proceeds help support New England nonprofit organizations.

Throughout the year, and especially during the holiday season, the Patriots reach out to children and families in need in the Boston area. Teaming up with Morgan Memorial Goodwill Industries, Patriots players donate more than \$10,000 annually to provide Thanksgiving dinner baskets filled with turkeys and all the trimmings to feed more than 100 Roxbury families through the Patriots



**Quarterback Michael Bishop instructs members of the Foxboro Midget football team during a clinic that included participation by several current and former players.**





**Patriots owner Robert Kraft presents the Patriots Community Quarterback Award and a check for \$11,000 to Mildred Gilman of the Eastern Massachusetts Literacy Council in recognition of her selection as the winner in the inaugural Patriots Community Quarterback competition. A total of 10 community volunteers received \$25,000 from the Patriots Charitable Foundation for their service to nonprofit organizations.**

**Adopt-a-Family Program.** Patriots fans also contribute to the holiday gift giving by bringing "Toys for Tots" to Foxboro Stadium when attending Patriots home games.

The Patriots Charitable Foundation has a close association with the R.O.S.E. Fund (Regaining One's Self-Esteem). The Boston-based R.O.S.E. Fund is a national, nonprofit organization working to ending violence against women by educating society and helping survivors of domestic abuse rebuild their lives and regain their self-esteem. Patriots players attend R.O.S.E. functions to raise additional funds for the organization, helping raise more than \$200,000 at the Fund's annual dinner each October. The Foundation has teamed up with Northeastern University to fund the yearly New

England Patriots/R.O.S.E. Fund Scholarship, providing a full scholarship to a victim of domestic abuse.

Players serve as instructors at many youth football clinics and schools to emphasize the importance of education and teamwork. The Foundation donates \$100,000 worth of tickets each year to one of its closest nonprofit partners, the Boys and Girls Clubs of Boston, to enable inner-city youth the opportunity to experience a professional football game.

The New England Patriots Charitable Foundation has donated financial, human and merchandise resources to improve the region that supports the team. The Patriots recognize that success is rooted in the dedication of their fans. Each year, the Foundation has grown, allowing for additional programs to be added. In the coming year, the Foundation will continue to build upon its past accomplishments to help level the playing field by continuing to increase opportunities for those in need.



**Linebacker Ted Johnson, far right, was keynote speaker at a recent awards ceremony of the Massachusetts Special Olympics.**

## Charitable Foundation



### To Contact the Foundation

If you have a donation request, please make it in writing on your charitable organization's letterhead and mail it at least six weeks prior to your event to:

New England Patriots Charitable Foundation c/o Joshua Blumenthal,  
Foxboro Stadium, 60 Washington Street, Foxboro, MA 02035.

For more information about the New England Patriots Charitable Foundation, Inc., please contact Associate Director Joshua Blumenthal at (508) 543-8200 ext. 6125.



# 2001 NFL WEEK-BY-WEEK SCHEDULE

ALL TIMES EASTERN

## First Week

(Open Date: Arizona)

### Sunday, September 9

Carolina at Minnesota .....	1:00
Chicago at Baltimore .....	1:00
Detroit at Green Bay .....	1:00
Indianapolis at NY Jets .....	1:00

### New England at Cincinnati .....1:00

New Orleans at Buffalo .....	1:00
Oakland at Kansas City .....	1:00
Pittsburgh at Jacksonville .....	1:00
Seattle at Cleveland .....	1:00

Tampa Bay at Dallas .....	1:00
---------------------------	------

Atlanta at San Francisco .....	4:15
--------------------------------	------

St. Louis at Philadelphia .....	4:15
---------------------------------	------

Washington at San Diego .....	4:15
-------------------------------	------

Miami at Tennessee (ESPN) .....	8:30
---------------------------------	------

### Monday, September 10

NY Giants at Denver (ABC) .....	9:00
---------------------------------	------

## Second Week

(Open Date: San Diego)

### Sunday, September 16

Arizona at Washington .....	1:00
Buffalo at Miami .....	1:00
Cincinnati at Tennessee .....	1:00
Dallas at Detroit .....	1:00
Denver at Indianapolis .....	1:00

Green Bay at NY Giants .....	1:00
------------------------------	------

### New England at Carolina .....1:00

Philadelphia at Tampa Bay .....	1:00
---------------------------------	------

San Francisco at New Orleans .....	1:00
------------------------------------	------

Atlanta at St. Louis .....	4:05
----------------------------	------

Jacksonville at Chicago .....	4:15
-------------------------------	------

Kansas City at Seattle .....	4:15
------------------------------	------

NY Jets at Oakland .....	4:15
--------------------------	------

Cleveland at Pittsburgh (ESPN) .....	8:30
--------------------------------------	------

### Monday, September 17

Minnesota at Baltimore (ABC) .....	9:00
------------------------------------	------

## Third Week

(Open Dates: New Orleans, Pittsburgh, Tampa Bay)

### Sunday, September 23

Baltimore at Cincinnati .....	1:00
Buffalo at Indianapolis .....	1:00
Carolina at Atlanta .....	1:00
Detroit at Cleveland .....	1:00
Minnesota at Chicago .....	1:00

NY Giants at Kansas City .....	1:00
--------------------------------	------

Oakland at Miami .....	1:00
------------------------	------

San Diego at Dallas .....	1:00
---------------------------	------

Tennessee at Jacksonville .....	1:00
---------------------------------	------

### NY Jets at New England .....4:05

Philadelphia at Seattle .....	4:15
-------------------------------	------

St. Louis at San Francisco .....	4:15
----------------------------------	------

Denver at Arizona (ESPN) .....	8:30
--------------------------------	------

### Monday, September 24

Washington at Green Bay (ABC) .....	9:00
-------------------------------------	------

## Fourth Week

(Open Dates: Chicago, Detroit, Tennessee)

### Sunday, September 30

Green Bay at Carolina .....	1:00
-----------------------------	------

### Indianapolis at New England ....1:00

Kansas City at Washington .....	1:00
---------------------------------	------

Miami at St. Louis .....	1:00
--------------------------	------

New Orleans at NY Giants .....	1:00
--------------------------------	------

Pittsburgh at Buffalo .....	1:00
-----------------------------	------

Tampa Bay at Minnesota .....	1:00
------------------------------	------

Atlanta at Arizona .....	4:05
--------------------------	------

Baltimore at Denver .....	4:15
---------------------------	------

Cincinnati at San Diego .....	4:15
-------------------------------	------

Cleveland at Jacksonville .....	4:15
---------------------------------	------

Seattle at Oakland .....	4:15
--------------------------	------

Dallas at Philadelphia (ESPN) .....	8:30
-------------------------------------	------

### Monday, October 1

San Francisco at NY Jets (ABC) .....	9:00
--------------------------------------	------

## Fifth Week

(Open Dates: Dallas, Indianapolis, Oakland)

### Sunday, October 7

Arizona at Philadelphia .....	1:00
-------------------------------	------

Chicago at Atlanta .....	1:00
--------------------------	------

Cincinnati at Pittsburgh .....	1:00
--------------------------------	------

Minnesota at New Orleans .....	1:00
--------------------------------	------

### New England at Miami .....1:00

San Diego at Cleveland .....	1:00
------------------------------	------

Tennessee at Baltimore .....	1:00
------------------------------	------

Washington at NY Giants .....	1:00
-------------------------------	------

Jacksonville at Seattle .....	4:05
-------------------------------	------

Kansas City at Denver .....	4:05
-----------------------------	------

NY Jets at Buffalo .....	4:05
--------------------------	------

Green Bay at Tampa Bay .....	4:15
------------------------------	------

Carolina at San Francisco (ESPN) .....	8:30
--	------

### Monday, October 8

St. Louis at Detroit (ABC) .....	9:00
----------------------------------	------

## Sixth Week

(Open Dates: Buffalo, Jacksonville, Philadelphia)

### Sunday, October 14

Arizona at Chicago .....	1:00
--------------------------	------

Baltimore at Green Bay .....	1:00
------------------------------	------

Cleveland at Cincinnati .....	1:00
-------------------------------	------

Detroit at Minnesota .....	1:00
----------------------------	------

New Orleans at Carolina .....	1:00
-------------------------------	------

NY Giants at St. Louis .....	1:00
------------------------------	------

Pittsburgh at Kansas City .....	1:00
---------------------------------	------

### San Diego at New England .....1:00

San Francisco at Atlanta .....	1:00
--------------------------------	------

Tampa Bay at Tennessee .....	1:00
------------------------------	------

Denver at Seattle .....	4:15
-------------------------	------

Miami at NY Jets .....	4:15
------------------------	------

Oakland at Indianapolis (ESPN) .....	8:30
--------------------------------------	------

### Monday, October 15

Washington at Dallas (ABC) .....	9:00
----------------------------------	------

## Seventh Week

(Open Dates: Miami, San Francisco, Seattle)

### Thursday, October 18

Buffalo at Jacksonville (ESPN) ..	8:30
-----------------------------------	------

### Sunday, October 21

Atlanta at New Orleans .....	1:00
------------------------------	------

Baltimore at Cleveland .....	1:00
------------------------------	------

Carolina at Washington .....	1:00
------------------------------	------

Chicago at Cincinnati .....	1:00
-----------------------------	------

Dallas at Oakland .....	4:15
-------------------------	------

Kansas City at Arizona .....	1:00
------------------------------	------

### New England at Indianapolis ....1:00

Pittsburgh at Tampa Bay .....	1:00
-------------------------------	------

St. Louis at NY Jets .....	1:00
----------------------------	------

Tennessee at Detroit .....	1:00
----------------------------	------

Denver at San Diego .....	4:05
---------------------------	------

Green Bay at Minnesota .....	4:15
------------------------------	------

### Monday, October 22

Philadelphia at NY Giants (ABC) ..	9:00
------------------------------------	------

## Eighth Week

(Open Dates: Atlanta, Cleveland, Green Bay)

### Sunday, October 28

Cincinnati at Detroit .....	1:00
-----------------------------	------

Indianapolis at Kansas City .....	1:00
-----------------------------------	------

Jacksonville at Baltimore .....	1:00
---------------------------------	------

Minnesota at Tampa Bay .....	1:00
------------------------------	------

New Orleans at St. Louis .....	1:00
--------------------------------	------

NY Jets at Carolina .....	1:00
---------------------------	------

San Francisco at Chicago .....	1:00
--------------------------------	------

Arizona at Dallas .....	4:05
-------------------------	------

Buffalo at San Diego .....	4:15
----------------------------	------

Miami at Seattle .....	4:15
------------------------	------

### New England at Denver .....4:15

Oakland at Philadelphia .....	4:15
-------------------------------	------

NY Giants at Washington (ESPN) ..	8:30
-----------------------------------	------

### Monday, October 29

Tennessee at Pittsburgh (ABC) ....	9:00
------------------------------------	------

## Ninth Week

(Open Dates: Cincinnati, Minnesota, St. Louis)

### Sunday, November 4

Baltimore at Pittsburgh .....	1:00
-------------------------------	------

Carolina at Miami .....	1:00
-------------------------	------

Cleveland at Chicago .....	1:00
----------------------------	------

Dallas at NY Giants .....	1:00
---------------------------	------

Jacksonville at Tennessee .....	1:00
---------------------------------	------

### New England at Atlanta .....1:00

Tampa Bay at Green Bay .....	1:00
------------------------------	------

Detroit at San Francisco .....	4:05
--------------------------------	------

Philadelphia at Arizona .....	4:05
-------------------------------	------

Indianapolis at Buffalo .....	4:15
-------------------------------	------

Kansas City at San Diego .....	4:15
--------------------------------	------

Seattle at Washington .....	4:15
-----------------------------	------

NY Jets at New Orleans (ESPN) ..	8:30
----------------------------------	------

### Monday, November 5

Denver at Oakland (ABC) .....	9:00
-------------------------------	------



# 2001 NFL WEEK-BY-WEEK SCHEDULE

ALL TIMES EASTERN

## Tenth Week

(Open Date: Washington)

### Sunday, November 11

<b>Buffalo at New England</b> .....	1:00
Carolina at St. Louis .....	1:00
Cincinnati at Jacksonville .....	1:00
Dallas at Atlanta .....	1:00
Green Bay at Chicago .....	1:00
Kansas City at NY Jets .....	1:00
Miami at Indianapolis .....	1:00
Pittsburgh at Cleveland .....	1:00
Tampa Bay at Detroit .....	1:00
San Diego at Denver .....	4:05
Minnesota at Philadelphia .....	4:15
New Orleans at San Francisco .....	4:15
NY Giants at Arizona .....	4:15
Oakland at Seattle (ESPN) .....	8:30

### Monday, November 12

Baltimore at Tennessee (ABC) ....	9:00
-----------------------------------	------

## Eleventh Week

(Open Date: Kansas City)

### Sunday, November 18

Atlanta at Green Bay .....	1:00
Chicago at Tampa Bay .....	1:00
Cleveland at Baltimore .....	1:00
Indianapolis at New Orleans .....	1:00
NY Jets at Miami .....	1:00
Philadelphia at Dallas .....	1:00
San Francisco at Carolina .....	1:00
Seattle at Buffalo .....	1:00
Tennessee at Cincinnati .....	1:00
Jacksonville at Pittsburgh .....	4:05
San Diego at Oakland .....	4:05
Detroit at Arizona .....	4:15
Washington at Denver .....	4:15
<b>St. Louis at New England (ESPN)</b> ....	8:30

### Monday, November 19

NY Giants at Minnesota (ABC) ....	9:00
-----------------------------------	------

## Twelfth Week

(Open Date: NY Jets)

### Thursday, November 22

Green Bay at Detroit .....	12:30
Denver at Dallas .....	4:05

### Sunday, November 25

Atlanta at Carolina .....	1:00
Baltimore at Jacksonville .....	1:00
Cincinnati at Cleveland .....	1:00
Miami at Buffalo .....	1:00
Pittsburgh at Tennessee .....	1:00
San Francisco at Indianapolis .....	1:00
Seattle at Kansas City .....	1:00
Washington at Philadelphia .....	1:00
Arizona at San Diego .....	4:05
<b>New Orleans at New England</b> ....	4:05
Oakland at NY Giants .....	4:15
Chicago at Minnesota (ESPN) .....	8:30

### Monday, November 26

Tampa Bay at St. Louis (ABC) ....	9:00
-----------------------------------	------

## Thirteenth Week

(Open Date: NY Giants)

### Thursday, November 29

Philadelphia at Kansas City .....	8:30
-----------------------------------	------

<b>Sunday, December 2</b>	
Carolina at New Orleans .....	1:00
Denver at Miami .....	1:00
Detroit at Chicago .....	1:00
Indianapolis at Baltimore .....	1:00
Minnesota at Pittsburgh .....	1:00

### New England at NY Jets .....

<b>1:00</b>	
St. Louis at Atlanta .....	1:00
Tampa Bay at Cincinnati .....	1:00
Tennessee at Cleveland .....	1:00
San Diego at Seattle .....	4:05
Arizona at Oakland .....	4:15
Dallas at Washington .....	4:15
Buffalo at San Francisco (ESPN) .....	8:30

### Monday, December 3

Green Bay at Jacksonville (ABC) .....	9:00
---------------------------------------	------

## Fourteenth Week

(Open Date: Baltimore)

### Sunday, December 9

Carolina at Buffalo .....	1:00
Chicago at Green Bay .....	1:00
<b>Cleveland at New England</b> .....	1:00
Detroit at Tampa Bay .....	1:00
Jacksonville at Cincinnati .....	1:00
New Orleans at Atlanta .....	1:00
NY Giants at Dallas .....	1:00
San Diego at Philadelphia .....	1:00
San Francisco at St. Louis .....	1:00
Tennessee at Minnesota .....	1:00
Washington at Arizona .....	4:05
NY Jets at Pittsburgh .....	4:15
Kansas City at Oakland .....	4:15
Seattle at Denver (ESPN) .....	8:30

### Monday, December 10

Indianapolis at Miami (ABC) .....	9:00
-----------------------------------	------

## Fifteenth Week

(Open Date: Carolina)

### Saturday, December 15

Arizona at NY Giants .....	1:30
Oakland at San Diego .....	5:00

### Sunday, December 16

Atlanta at Indianapolis .....	1:00
Cincinnati at NY Jets .....	1:00
Denver at Kansas City .....	1:00
Jacksonville at Cleveland .....	1:00
Minnesota at Detroit .....	1:00
<b>New England at Buffalo</b> .....	1:00
Philadelphia at Washington .....	1:00
Tampa Bay at Chicago .....	1:00
Miami at San Francisco .....	4:05
Dallas at Seattle .....	4:15
Green Bay at Tennessee .....	4:15
Pittsburgh at Baltimore (ESPN) .....	8:30

### Monday, December 17

St. Louis at New Orleans (ABC) ....	9:00
-------------------------------------	------

## Sixteenth Week

(Open Date: Denver)

### Saturday, December 22

<b>Miami at New England</b> .....	1:30
Philadelphia at San Francisco .....	5:00
Tennessee at Oakland (ABC) .....	9:00

### Sunday, December 23

Buffalo at Atlanta .....	1:00
Chicago at Washington .....	1:00
Cincinnati at Baltimore .....	1:00
Cleveland at Green Bay .....	1:00
Detroit at Pittsburgh .....	1:00
New Orleans at Tampa Bay .....	1:00
St. Louis at Carolina .....	1:00
San Diego at Kansas City .....	1:00
Seattle at NY Giants .....	1:00
Dallas at Arizona .....	4:05
Jacksonville at Minnesota .....	4:15
NY Jets at Indianapolis (ESPN) .....	8:30

## Seventeenth Week

(Open Date: New England)

### Saturday, December 29

Baltimore at Tampa Bay .....	9:00
------------------------------	------

### Sunday, December 30

Arizona at Carolina .....	1:00
Atlanta at Miami .....	1:00
Buffalo at NY Jets .....	1:00
Chicago at Detroit .....	1:00
Cleveland at Tennessee .....	1:00
Indianapolis at St. Louis .....	1:00
Kansas City at Jacksonville .....	1:00
Minnesota at Green Bay .....	1:00
Pittsburgh at Cincinnati .....	1:00
San Francisco at Dallas .....	1:00
NY Giants at Philadelphia .....	4:05
Oakland at Denver .....	4:15
Seattle at San Diego .....	4:15
Washington at New Orleans (ESPN) .....	8:30

## POSTSEASON SCHEDULE

### Wild Card Weekend

January 5-6

### Divisional Playoffs

January 12-13

### Conference Championships

January 20

**Super Bowl XXXVI, New Orleans, La.**

January 27

**Pro Bowl, Honolulu, Hawaii**

February 3



# READ ALL ABOUT IT!!



Patriots fans can follow their favorite team all year long with a subscription to *Patriots Football Weekly* - the official newspaper of the New England Patriots. The nation's only full-color football newspaper, *Patriots Football Weekly* is published weekly throughout the season and monthly during the offseason and provides readers with exclusive insight to the New England Patriots. Each issue of *Patriots Football Weekly* is loaded with the latest news, game previews and reviews, feature stories, detailed statistics, contests and full-color posters.

Readers will also enjoy weekly interviews with Head Coach Bill Belichick and columns by national football writers Vic Carucci of *NFL Insider* and Paul Domowitch of the *Philadelphia Daily News*. All that is in addition to the behind-the-scenes information PFW readers have grown accustomed to reading each week. To subscribe to *Patriots Football Weekly*, call 1-800-494-PATS. All subscribers receive a free copy of the official 2001 Patriots Yearbook.

Additionally, PFW subscribers have exclusive access to the paper's online site, [www.pfwonline.com](http://www.pfwonline.com).



#### [www.nfl.com](http://www.nfl.com)

For an in-depth look at the other 31 teams in the NFL or the latest news about the National Football League just type [www.nfl.com](http://www.nfl.com).



#### [www.nflmedia.com](http://www.nflmedia.com)

The NFL maintains this site for all media to access league and team information. Statistics, rosters, team releases, game summaries and weekly capsules are all available.

## PATRIOTS ON THE INTERNET

During the 2001 season, the Patriots will once again offer one of the most advanced and exciting web sites in all of sports. Now in its seventh season, fans worldwide will enjoy more features than ever on Patriots.com. All the features, like bulletin boards, chat rooms and daily news updates, will remain but there's much more...

**Patriots Video News** is Patriots fans' digital eyes and ears now in its fifth season. Watch streaming daily



video updates with player interviews, in-depth analysis and action-packed video. It picks up where the newspapers and the TV reports

leave off. Watch a new edition of Patriots Video News every Monday through Friday during the season and get your late-breaking Patriots information direct-to-digital video show.

**Patriots.com Radio** continues in 2001. Every Monday through Friday beginning in September, at least six hours of original programming will be broadcast beginning at noon (EST). Fans will be able to interact with hosts and guest via phone and e-mail. Replays of the programming will be played until midnight every week day.

**Patriots Media Center** - Watch live coverage of all Patriots press conferences, including Head Coach Bill Belichick's daily visits with the media, as well as Drew Bledsoe's press conferences on Wednesdays during the season. Also available in the Patriots Media Center are over 2000 Patriots images and audio and video clips.

**Patriots Fantasy Forecast** is back for 2001. This weekly game tests fans' knowledge of the Patriots and its upcoming opponent and offers prizes for top scorers. This year, Fantasy Forecast can be played on any cell phone with Internet access.

**The Patriots Cheerleader** section has expanded with more video and pictures of the NFL's most talented squad.

A brand new site dedicated to **Patriots Alumni** has also been added, allowing fans to keep in touch with their favorite past Patriots.

**The Patriots ProShop** has thousands of items and features the latest Patriots merchandise.

**Online Auctions** with great bargains on Patriots merchandise, including game worn items and autographed memorabilia. The proceeds go directly to the Patriots Charitable Foundation.

That's only a short list of the features found on Patriots.com. Visit today for constant updates.

Web site development by TWIi. They can be contacted at (617) 964-7300.



THE PASSION. THE EXCITEMENT. THE ADRENALINE RUSH.  
DON'T YOU JUST LOVE INVESTING?

Call, click, or visit Fidelity. Because you're not just invested. You're personally invested.<sup>SM</sup>

| 1.800.FIDELITY

| FIDELITY.COM

| 85 INVESTOR CENTERS

**Fidelity**



**Investments<sup>®</sup>**

157334



thE patRiots  
rOck Radio  
netWork  
(in stereo)

WBON

104.1 FM